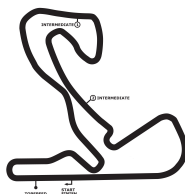


DTM Zandvoort

Circuit Park Zandvoort, length 4307 m

10. - 12.07.2015

Supercar Challenge



Lap by Lap race 2, 12.07.2015

-Reg.No.: 0304.15.144

101 Roger Grouwels , Dodge Viper GT3-R SuperGT Division / NLD															
1	1:47.880	2	1:43.746	3	1:43.316	4	1:42.961	5	1:42.785	6	1:44.111	7	1:43.750	8	1:43.705
9	1:58.965	10	2:32.830	11	2:36.472	12	1:46.406	13	1:45.108	pit	1:53.828	15	3:49.860	16	1:40.242
17	1:40.543	18	1:42.871	19	1:40.043	20	1:40.725	21	1:40.542	22	1:41.352	23	1:41.836	24	1:39.898
25	1:39.588	26	1:42.793	27	1:42.225	28	1:42.432	29	1:41.372	30	1:41.069	31	1:42.319	32	1:41.419
33	1:42.409														

102 Henry Zumbrink , Volvo S60 V8 SuperGT Division / NLD															
1	1:50.689	2	1:45.971	3	1:41.506	4	1:42.100	5	1:41.423	6	1:43.303	7	1:43.717	8	1:44.032
9	1:59.525	10	2:32.417	11	2:35.947	12	1:43.014	13	1:41.685	pit	1:50.618	15	3:06.526	16	1:41.289
17	1:41.519	18	1:43.547	19	1:43.163	20	1:42.540	21	1:42.248	22	1:42.288	23	1:42.068	24	1:42.653
25	1:45.356	26	1:44.678	27	1:46.065	28	1:44.721	29	1:43.470	30	1:44.710	31	1:45.971	32	1:46.146
33	1:48.722														

106 Max Koebolt , Volvo S60 V8 SuperGT Division / NLD															
1	1:50.333	2	1:42.530	3	1:42.474	4	1:43.102	5	1:42.656	6	1:42.679	7	1:41.732	8	1:42.201
9	2:01.453	10	2:33.441	11	2:33.894	12	1:43.034	13	1:43.270	14	1:42.935	15	1:42.627	16	1:44.628
pit	1:52.068	18	3:16.313	19	1:53.042	20	1:53.261	21	1:54.157	22	1:53.203	23	1:53.152	24	1:51.390
25	3:22.137	26	1:55.551	27	1:51.567	28	1:51.088	29	1:52.468	30	1:54.586	31	1:50.805		

110 Nicolas Vandierendonck , Corvette ZR1 GT1 SuperGT Division / BEL															
1	1:50.318	2	1:47.136	3	1:45.912	4	1:46.306	5	1:46.372	6	1:46.654	7	1:46.487	pit	5:19.440
9	2:27.854	10	1:48.985	11	1:47.785	pit	1:56.195	13	3:36.793	14	1:40.403	15	1:39.881	16	1:41.177
17	1:40.141	18	1:39.692	19	1:39.951	20	1:39.559	21	1:41.144	22	1:41.234	pit	1:49.791	24	1:54.039
25	1:44.008	26	1:43.888	27	1:41.766	28	1:42.298	29	1:43.688	30	1:41.729	31	1:40.943	32	1:43.320

111 Henk Thuis , Radical RXC 2.7 V8 SuperGT Division / NLD															
1	1:52.760	2	1:45.252	3	1:45.904	4	1:46.108	5	1:46.228	6	1:46.642	7	1:46.515	pit	2:32.718
9	2:56.619	10	1:44.582	pit	1:56.758										

121 Nol Kohler , Solution F V8 SuperGT Division / NLD															
1	1:55.271	2	1:46.969	3	1:47.292	4	1:47.100	5	1:46.565	6	1:47.218	7	1:46.624	8	1:48.670
9	1:51.252	10	2:10.947	11	2:35.266	12	1:49.550	13	1:49.169	14	1:49.264	pit	1:57.239	16	3:01.132
17	1:44.068	18	1:44.820	19	1:44.304	20	1:45.317	21	1:47.560	22	1:44.467	23	1:45.052	24	1:43.924
25	1:44.637	26	1:46.908	27	1:46.559	28	1:45.992	29	1:45.916	30	1:46.951	31	1:46.172	32	1:45.225
33	1:46.339														

170 Niels Bouwhuis , Praga R1 SuperGT Division / NLD															
1	2:00.235	2	1:52.048	3	1:47.325	4	1:47.860	5	1:48.105	6	1:46.443	7	1:46.331	8	1:50.877
9	1:49.640	10	2:02.187	11	2:34.834	12	1:50.364	13	1:46.633	14	1:47.293	15	1:46.356	16	1:45.549
pit	1:53.083	18	3:00.572	19	1:46.424	20	1:46.362	21	1:48.887	22	1:46.478	23	1:45.215	24	1:47.940
25	1:45.932	26	1:46.033	27	1:45.472	28	1:45.375	29	1:44.548	30	1:46.188	31	1:45.097	32	1:45.918
33	1:45.823														

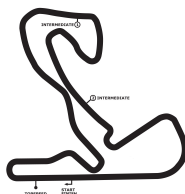
174 Javier Morcillo , Mosler MT900R GT3 SuperGT Division / ESP															
1	1:51.254	2	1:46.287	3	1:45.914	4	1:46.268	5	1:42.983	6	1:42.200	7	1:41.782	8	1:41.914
9	2:01.861	10	2:26.269	11	2:35.875	12	1:44.667	13	1:43.076	14	1:42.180	15	1:42.097	16	1:42.236
17	1:42.296	pit	1:51.808	19	3:07.732	20	1:49.943	21	1:52.205	22	1:53.413	23	1:53.670	24	1:51.195
25	1:50.377	26	1:54.155	27	1:54.837	28	1:51.440	29	1:51.172	30	1:51.596	31	1:50.488	32	1:52.091

DTM Zandvoort

Circuit Park Zandvoort, length 4307 m

10. - 12.07.2015

Supercar Challenge



Lap by Lap race 2, 12.07.2015

-Reg.No.: 0304.15.144

302 Marcel van Berlo , Porsche 997 GT3 Cup GTB Division / NLD

1	1:59.214	2	1:51.768	3	1:47.978	4	1:47.920	5	1:49.058	6	1:48.504	7	1:47.944	8	1:48.973
9	1:50.088	10	2:00.284	11	2:34.667	12	1:51.028	13	1:47.740	14	1:47.719	pit	1:57.340	16	3:11.776
17	1:48.944	18	1:49.495	19	1:48.366	20	1:47.894	21	1:49.039	22	1:48.896	23	1:49.144	24	1:48.878
25	1:52.174	26	1:50.943	27	1:50.916	28	1:48.951	29	1:49.933	30	1:50.230	31	1:49.872	32	1:50.280

305 Milan Dontje , Corvette GT4 GTB Division / NLD

1	1:54.644	2	1:46.116	3	1:45.897	4	1:45.675	5	1:45.896	6	1:45.597	7	1:46.516	8	1:46.346
9	1:47.955	10	2:22.667	11	2:35.529	12	1:47.570	13	1:46.053	14	1:45.273	15	1:45.154	16	1:45.622
pit	1:56.061	18	3:16.406	19	1:46.508	20	1:48.088	21	1:46.482	22	1:46.654	23	1:45.909	24	1:46.242
25	1:46.168	26	1:48.083	27	1:46.436	28	1:47.032	29	1:46.254	30	1:46.161	31	1:46.620	32	1:46.847
33	1:47.918														

309 Dirk Schulz , Porsche 997 GT3 Cup GTB Division / NLD

1	2:07.894	2	1:55.862	3	1:55.951	4	1:57.221	5	1:58.518	6	1:55.741	7	1:55.437	8	2:03.424
9	2:33.278	10	2:37.067	11	2:23.717	12	1:58.133	13	1:55.541	14	1:55.007	pit	2:04.953	16	3:43.195
17	1:56.888	18	1:55.203	19	1:57.197	20	1:54.882	21	1:55.863	22	1:55.743	23	1:56.632	24	1:55.507
25	1:55.936	26	1:55.370	27	1:55.710	28	1:54.790	29	1:57.454	30	2:00.528				

312 Hans Verhelst , Porsche 991 GTB Division / BEL

1	2:08.127	2	1:57.147	3	1:56.850	4	1:58.157	5	1:59.223	6	1:57.641	7	1:58.205	8	2:04.798
9	2:25.573	10	2:36.885	11	2:05.948	12	1:59.602	pit	2:12.497	14	3:26.375	15	1:53.689	16	1:51.884
17	1:50.703	18	1:50.446	19	1:50.604	20	1:50.172	21	1:53.849	22	1:50.955	23	1:50.529	24	1:55.128
25	1:54.061	26	1:51.210	27	1:52.136	28	1:52.887	29	1:52.225	30	1:50.631				

328 Pierre-Etienne Bordet , Porsche 997 GT3 Cup GTB Division / FRA

1	2:00.895	2	1:51.513	3	1:52.138	4	1:50.584	5	1:49.149	6	1:48.932	7	1:48.327	8	1:49.889
9	1:51.278	10	1:51.273	11	2:32.700	12	1:51.856	13	1:48.969	14	1:50.100	15	1:49.818	16	1:49.670
pit	1:58.192	18	3:07.505	19	1:49.149	20	1:49.358	21	1:48.874	22	1:48.608	pit	1:58.784	24	2:00.725
25	1:50.805	26	1:50.865	27	1:50.512	28	1:50.886	29	1:49.787	30	1:50.711	31	1:50.994	32	1:50.669

334 Simon Atkinson , Lamborghini Gallardo GTB Division / GBR

1	1:59.025	2	1:50.564	3	1:46.795	4	1:47.428	5	1:47.335	6	1:46.777	7	1:47.132	8	1:49.716
9	1:52.820	10	2:03.011	11	2:34.614	12	1:51.342	13	1:46.943	14	1:48.157	pit	1:56.152	16	3:18.078
17	1:46.345	18	1:46.740	19	1:46.884	20	1:48.448	21	1:47.361	22	1:46.940	23	1:47.828	24	1:47.019
25	1:47.503	26	1:48.435	27	1:47.333	28	1:47.363	29	1:47.861	30	1:51.138	pit	1:59.680	32	2:00.431

343 Daan Meijer , Porsche 997 GT3 Cup GTB Division / NLD

1	1:58.278	2	1:47.354	3	1:47.102	4	1:47.984	5	1:48.309	6	1:48.111	7	1:47.311	8	1:49.384
9	1:50.035	10	2:05.064	11	2:34.697	12	1:49.614	13	1:47.454	pit	1:55.469	15	3:00.479	16	1:48.232
17	1:48.571	18	1:48.859	19	1:48.942	20	1:48.858	21	1:47.791	22	1:49.110	23	1:49.856	24	1:49.638
25	1:49.737	26	1:50.315	27	1:49.959	28	1:50.941	29	1:51.050	30	1:51.124	31	1:50.349	32	1:50.658

344 Ronald van Loon , BMW E46 M3 GTB Division / NLD

1	2:03.736	2	1:53.064	3	1:53.169										
---	----------	---	-----------------	---	----------	--	--	--	--	--	--	--	--	--	--

375 Ward Sluys , BMW M4 Silhouette GTB Division / BEL

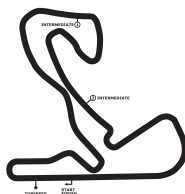
1	1:58.484	2	1:50.525	3	1:47.093	4	1:46.872	5	1:46.934	6	1:47.821	7	1:47.021	8	1:49.635
9	1:50.992	10	2:04.221	11	2:34.754	12	1:50.028	13	1:47.794	14	1:47.454	15	1:47.033	pit	1:59.081
17	3:32.299	18	1:50.483	19	1:48.768	20	1:48.676	21	1:48.537	22	1:48.208	23	1:48.398	24	1:48.304

DTM Zandvoort

Circuit Park Zandvoort, length 4307 m

10. - 12.07.2015

Supercar Challenge



Lap by Lap race 2, 12.07.2015

-Reg.No.: 0304.15.144

25	1:49.861	26	1:49.300	27	1:48.878	28	1:48.492	29	1:49.629	30	1:48.859	31	1:48.897	32	1:48.818
----	----------	----	----------	----	----------	----	----------	----	----------	----	----------	----	----------	----	----------

376 Bob Herber , BMW M4 Silhouette GTB Division / NLD

1	1:56.145	2	1:47.522	3	1:47.456	4	1:47.498	5	1:47.120	6	1:46.644	7	1:46.672	8	1:48.359
9	1:50.348	10	2:11.029	11	2:34.829	12	1:49.909	13	1:47.701	pit	1:57.257	15	2:56.092	16	1:46.371
17	1:46.343	18	1:47.506	19	1:47.968	20	1:47.077	21	1:49.188	22	1:46.952	pit	1:55.211	24	1:57.621
25	1:47.767	26	1:50.132	27	1:48.239	28	1:46.756	29	1:49.683	30	1:52.668	31	1:50.673	32	1:49.817

377 Ruud Olij , BMW M3 V8 GTB Division / NLD

1	2:02.204	2	1:50.903	3	1:52.316	4	1:51.354	5	1:49.678	6	1:50.094	7	1:49.112	8	1:52.283
9	1:51.485	10	1:51.120	11	2:27.344	12	1:52.935	13	1:51.856	14	1:51.092	15	1:50.027	16	1:50.052
pit	2:00.648	18	3:01.412	19	1:50.424	20	1:51.072	21	1:51.215	22	1:51.144	23	1:52.367	24	1:52.428
25	1:53.153	26	1:53.603	27	1:53.794	28	1:53.466	29	1:53.377	30	1:53.550	31	1:55.543	32	1:54.498

399 Patrick Lamster , Porsche 997 CUP GTB Division / BEL

1	1:58.237	2	1:54.061	3	1:53.006	4	1:50.917	5	1:49.993	6	1:49.700	7	1:49.350	8	1:51.874
9	1:50.618	10	1:50.886	11	2:29.000	12	1:52.859	13	1:51.489	pit	2:00.674	15	3:01.293	16	1:46.078
17	1:45.445	18	1:45.653	19	1:45.509	20	1:45.677	21	1:45.660	22	1:48.821	23	1:47.160	24	1:45.703
25	1:46.902	26	1:48.671	27	1:50.903	28	1:46.734	29	1:46.490	30	1:46.136	31	1:47.003	32	1:47.150
33	1:47.629														