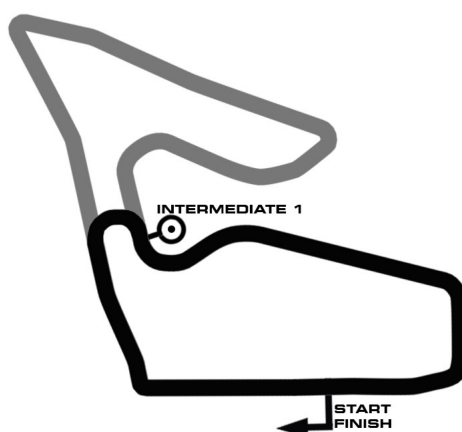




FIA EUROPEAN TRUCK RACE TROPHY

race 2



Red Bull Ring 4318 m

12.-14. MAY 2017

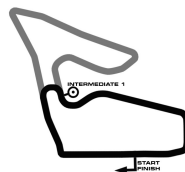
FIA EUROPEAN TRUCK RACE TROPHY

Red Bull Ring, length 4318 m

12.-14. MAY 2017

Supercar Challenge powered by Hankook

Result race 2, 14.05.2017



started : 30			classified : 30		not classified : 0		-Reg.No.: CR 01/2017				
Pos	No.	Cl.	Entrant Driver, Place	Sponsor Make	Lap	Time total	Interval GAP	Avg. Total	fastest Avg.	at Lap	
1	111	GT	Ward SLUYS / BEL Bas SCHOUTEN	BMW M4 Silhouette	37	1:02:11.557		154.133	1:33.866	13	
2	108	GT	Bob HERBER / NLD	Porsche 991 CupPorsche 991 Cuc	37	1:02:18.748	07.191	153.837	1:35.146	28	
3	113	GT	Edward GROUWELS / NLD	Porsche 991 CupPorsche 991 Cuc	37	1:02:37.946	26.389	153.051	1:36.076	12	
4	107	GT	Roger GROUWELS / NLD	Porsche 991 CupPorsche 991 Cuc	37	1:02:44.141	32.584	152.799	1:35.213	34	
5	157	GT	Harald PAVLAS / AUT Dieter SVEPES	Porsche 991 GT3 Cup	37	1:02:49.357	37.800	152.588	1:34.215	19	
6	104	GT	Marcel VAN BERLO / NLD	Porsche 991 GT3 Cup	37	1:03:25.117	1:13.560	151.154	1:36.161	5	
7	169	GT	Aart BOSMANN / NLD	Porsche 991 CupPorsche 991 Cuc	37	1:03:45.626	1:34.069	150.343	1:36.891	25	
8	127	GT	Cor EUSER / NLD	Praga R1	37	1:03:46.017	1:34.460	150.328	1:37.526	31	
9	123	GT	Koen BOGAERTS / NLD Pieter VAN SOELEN	BMW M4 Silhouette	37	1:03:51.045	1:39.488	150.131	1:34.648	32	
10	210	1	Kosta KANAROGLOU / GRE	Ginetta G50	36	1:02:51.699	1 lap	148.372	1:39.919	34	
11	203	1	Priscilla SPEELMAN / NLD Danny KROES	Seat Sport Leon Cup Racer	36	1:03:00.126	1 lap	148.041	1:39.365	36	
12	201	1	Dennis DE BORST / NLD Martin DE KLEIJN	Seat Sport Leon Cup Racer	36	1:03:04.908	1 lap	147.854	1:39.708	32	
13	222	1	Ronald VAN LOON / NLD Luuk VAN LOON	BMW M E46 3.2	36	1:03:18.302	1 lap	147.332	1:40.533	32	
14	204	1	Eric VAN DEN MUNCKHOF / NLD	BMW Z4 Coupe GTR	36	1:03:24.177	1 lap	147.105	1:40.119	31	
15	245	1	Robert VAN DEN BERG / NLD Benjamin VAN DEN BERG	BMW	36	1:03:52.271	1 lap	146.026	1:41.207	26	
16	109	GT	Dirk SCHULZ / NLD	Porsche 997 GT3	35	1:02:13.646	2 laps	145.720	1:40.827	30	
17	263	1	Dan STRINGFELLOW / NLD	BMW M E46 3.2	35	1:02:50.059	2 laps	144.313	1:39.442	6	
18	324	2	Ollie TAYLOR / GBR	BMW E90	35	1:04:12.851	2 laps	141.212	1:41.896	14	
19	126	GT	Jos JANSEN / NLD	Porsche 997 Cup	34	58:56.439	3 laps	149.451	1:36.567	5	
20	305	2	Michael SMITH / GBR	Seat Leon Supercoppa MK11	34	1:02:27.549	3 laps	141.032	1:44.451	34	
21	202	1	Dennis HOUWELING / NLD	Seat Sport Leon Cup Racer	33	58:31.915	4 laps	146.068	1:39.560	4	
22	158	GT	Wolfgang TRILLER / DEU	Porsche 997 GT3 Cup	33	59:23.553	4 laps	143.951	1:34.296	28	
23	144	GT	Fiona JAMES / GBR	Praga R1	33	59:25.470	4 laps	143.874	1:40.972	5	

Subject to final scrutineering !

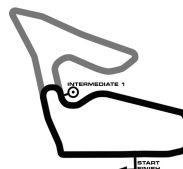
FIA EUROPEAN TRUCK RACE TROPHY

Red Bull Ring, length 4318 m

12.-14. MAY 2017

Supercar Challenge powered by Hankook

Result race 2, 14.05.2017



started : 30			classified : 30		not classified : 0		-Reg.No.: CR 01/2017				
Pos	No.	Cl.	Entrant Driver, Place	Sponsor Make	Lap	Time total	Interval GAP	Avg. Total	fastest Avg.	at Lap	
24	416	S	John VAN DER VOORT / NLD Sandra VAN DER SLOOT	Alfa 147	33	1:03:47.529	4 laps 4:22.059	134.023	1:47.803 144.196	29	
25	402	S	Chris VOET / BEL Bart VAN DEN BROECK	Peugeot RCZ Cup	33	1:03:56.162	4 laps 08.633	133.722	1:48.997 142.617	13	
26	159	GT	Karin SINHART / DEU	Porsche 997 GT3 Cup	32	1:02:46.242	5 laps 1 lap	132.077	1:48.611 143.124	12	
27	121	GT	Daan MEIJER / NLD	BMW M4 Silhouette	17	29:02.792	20 laps 15 laps	151.631	1:35.307 163.102	15	
28	259	1	Marcel VAN DE MAAT / NLD Peter SCHREURS	BMW E46 GTR	10	19:08.666	27 laps 7 laps	135.329	1:39.883 155.630	6	
29	405	S	Harold WISSELINK / NLD Henk TAPPEL	BMW Zilhouette 2.0	10	46:24.262	27 laps 27:15.596	55.831	1:49.828 141.538	9	
30	208	1	Ted VAN VLIET / NLD	BMW E92 V8	5	10:04.109	32 laps 5 laps	128.659	1:54.619 135.621	4	

fastest lap: 111 SLUYS/SCHOUTEN 1:33.866 =165.606 km/h

CARS # 201, 245 & 324 - 10 SEC. TIME PENALTY - TRACK LIMITS

CAR # 144 - 20 SEC. TIME PENALTY - PITSTOP NOT CONFORM

Subject to final scrutineering !

Issued:

Clerk of the Course:

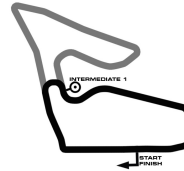
Timekeeper:

FIA EUROPEAN TRUCK RACE TROPHY

Red Bull Ring, length 4318 m

12.-14. MAY 2017

Supercar Challenge powered by Hankook



Result race 2, 14.05.2017

-Reg.No.: CR 01/2017

Pos	No.	Cl.	Entrant Driver, Place	Sponsor Make	Lap	Time total	Interval	Avg. GAP	Avg. Total	fastest Avg.	at Lap
-----	-----	-----	--------------------------	-----------------	-----	------------	----------	-------------	---------------	-----------------	-----------

GT

Started: 15 **Classified: 15** **Not Classified: 0**

1	111	GT	Ward SLUYS / BEL Bas SCHOUTEN	BMW M4 Silhouette	37	1:02:11.557			154.133	1:33.866	13
2	108	GT	Bob HERBER / NLD	Porsche 991 CupPorsche 991 Cuc	37	1:02:18.748	07.191	153.837		1:35.146	28
3	113	GT	Edward GROUWELS / NLD	Porsche 991 CupPorsche 991 Cuc	37	1:02:37.946	26.389	153.051		1:36.076	12
4	107	GT	Roger GROUWELS / NLD	Porsche 991 CupPorsche 991 Cuc	37	1:02:44.141	32.584	152.799		1:35.213	34
5	157	GT	Harald PAVLAS / AUT Dieter SVEPES	Porsche 991 GT3 Cup	37	1:02:49.357	37.800	152.588		1:34.215	19
6	104	GT	Marcel VAN BERLO / NLD	Porsche 991 GT3 Cup	37	1:03:25.117	1:13.560	151.154		1:36.161	5
7	169	GT	Aart BOSMANN / NLD	Porsche 991 CupPorsche 991 Cuc	37	1:03:45.626	1:34.069	150.343		1:36.891	25
8	127	GT	Cor EUSER / NLD	Praga R1	37	1:03:46.017	1:34.460	150.328		1:37.526	31
9	123	GT	Koen BOGAERTS / NLD Pieter VAN SOELEN	BMW M4 Silhouette	37	1:03:51.045	1:39.488	150.131		1:34.648	32
10	109	GT	Dirk SCHULZ / NLD	Porsche 997 GT3	35	1:02:13.646	2 Laps	145.720		1:40.827	30
11	126	GT	Jos JANSEN / NLD	Porsche 997 Cup	34	58:56.439	3 Laps	149.451		1:36.567	5
12	158	GT	Wolfgang TRILLER / DEU	Porsche 997 GT3 Cup	33	59:23.553	4 Laps	143.951		1:34.296	28
13	144	GT	Fiona JAMES / GBR	Praga R1	33	59:25.470	4 Laps	143.874		1:40.972	5
14	159	GT	Karin SINHART / DEU	Porsche 997 GT3 Cup	32	1:02:46.242	5 Laps	132.077		1:48.611	12
15	121	GT	Daan MEIJER / NLD	BMW M4 Silhouette	17	29:02.792	20 Laps	151.631		1:35.307	15
							15 Laps			163.102	

Sport

Started: 3 **Classified: 3** **Not Classified: 0**

1	416	S	John VAN DER VOORT / NLD Sandra VAN DER SLOOT	Alfa 147	33	1:03:47.529			134.023	1:47.803	29
2	402	S	Chris VOET / BEL Bart VAN DEN BROECK	Peugeot RCZ Cup	33	1:03:56.162	08.633	133.722		1:48.997	13
3	405	S	Harold WISSELINK / NLD Henk TAPPEL	BMW Zilhouette 2.0	10	46:24.262	23 Laps	55.831		1:49.828	9
							23 Laps			141.538	

SupSport 1

Started: 10 **Classified: 10** **Not Classified: 0**

1	210	1	Kosta KANAROGLOU / GRE	Ginetta G50	36	1:02:51.699			148.372	1:39.919	34
										155.574	

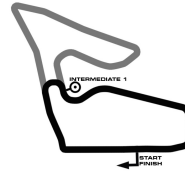
Subject to final scrutineering !

FIA EUROPEAN TRUCK RACE TROPHY

Red Bull Ring, length 4318 m

12.-14. MAY 2017

Supercar Challenge powered by Hankook



Result race 2, 14.05.2017

-Reg.No.: CR 01/2017

Pos	No.	Cl.	Entrant Driver, Place	Sponsor Make	Lap	Time total	Interval GAP	Avg. Total	fastest Avg.	at Lap
2	203	1	Priscilla SPEELMAN / NLD Danny KROES	Seat Sport Leon Cup Racer	36	1:03:00.126	08.427 +08.427	148.041	1:39.365 156.441	36
3	201	1	Dennis DE BORST / NLD Martin DE KLEIJN	Seat Sport Leon Cup Racer	36	1:03:04.908	13.209 +04.782	147.854	1:39.708 155.903	32
4	222	1	Ronald VAN LOON / NLD Luuk VAN LOON	BMW M E46 3.2	36	1:03:18.302	26.603 +13.394	147.332	1:40.533 154.624	32
5	204	1	Eric VAN DEN MUNCKHOF / NLD	BMW Z4 Coupe GTR	36	1:03:24.177	32.478 +05.875	147.105	1:40.119 155.263	31
6	245	1	Robert VAN DEN BERG / NLD Benjamin VAN DEN BERG	BMW	36	1:03:52.271	1:00.572 +28.094	146.026	1:41.207 153.594	26
7	263	1	Dan STRINGFELLOW / NLD	BMW M E46 3.2	35	1:02:50.059	1 Lap 1 Lap	144.313	1:39.442 156.320	6
8	202	1	Dennis HOUWELING / NLD	Seat Sport Leon Cup Racer	33	58:31.915	3 Laps 2 Laps	146.068	1:39.560 156.135	4
9	259	1	Marcel VAN DE MAAT / NLD Peter SCHREURS	BMW E46 GTR	10	19:08.666	26 Laps 23 Laps	135.329	1:39.883 155.630	6
10	208	1	Ted VAN VLIET / NLD	BMW E92 V8	5	10:04.109	31 Laps 5 Laps	128.659	1:54.619 135.621	4

SupSport 2

Started: 2 **Classified: 2** **Not Classified: 0**

1	324	2	Ollie TAYLOR / GBR	BMW E90	35	1:04:12.851		141.212	1:41.896 152.556	14
2	305	2	Michael SMITH / GBR	Seat Leon Supercoppa MK11	34	1:02:27.549	1 Lap 1 Lap	141.032	1:44.451 148.824	34

fastest lap: 111 SLUYS/SCHOUTEN 1:33.866 =165.606 km/h

CARS # 201, 245 & 324 - 10 SEC. TIME PENALTY - TRACK LIMITS

CAR # 144 - 20 SEC. TIME PENALTY - PITSTOP NOT CONFORM

Subject to final scrutineering !

Issued:

Clerk of the Course:

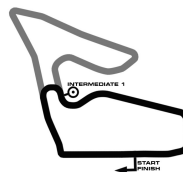
Timekeeper:

FIA EUROPEAN TRUCK RACE TROPHY

Red Bull Ring, length 4318 m

12.-14. MAY 2017

Supercar Challenge powered by Hankook



Best Sector Times race 2

-Reg.No.: 1 ETRC-AUT14052017

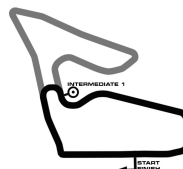
Pos.	sector 1			sector 2			sector 3			theoretical and best lap time				
	No	Driver	Time	No	Driver	Time	No	Driver	Time	No	Driver	theoretical	Best	Pos
1	158	TRILLER W.	1:04.666	208	VAN VLIET T.	00.000	123	BOGAERTS-VAN SC	28.685	111	SLUYS-SCHOUTEN	1:33.791	1:33.866	
2	111	SLUYS-SCHOUTEN	1:04.996	121	MEIJER D.	00.000	127	EUSER C.	28.728	158	TRILLER W.	1:34.026	1:34.296	
3	157	PAVLAS-SVEPES	1:05.081	158	TRILLER W.	00.000	111	SLUYS-SCHOUTEN	28.795	157	PAVLAS-SVEPES	1:34.207	1:34.215	
4	107	GROUWELS R.	1:05.442	416	VAN DER VOORT-V.	00.000	121	MEIJER D.	29.124	123	BOGAERTS-VAN SC	1:34.628	1:34.648	
5	108	HERBER B.	1:05.561	305	SMITH M.	00.000	157	PAVLAS-SVEPES	29.126	107	GROUWELS R.	1:34.959	1:35.213	
6	123	BOGAERTS-VAN SC	1:05.943	324	TAYLOR O.	00.000	158	TRILLER W.	29.360	108	HERBER B.	1:35.054	1:35.146	
7	121	MEIJER D.	1:06.007	126	JANSEN J.	00.000	108	HERBER B.	29.493	121	MEIJER D.	1:35.131	1:35.307	
8	113	GROUWELS E.	1:06.195	263	STRINGFELLOW D.	00.000	107	GROUWELS R.	29.517	113	GROUWELS E.	1:35.969	1:36.076	
9	104	VAN BERLO M.	1:06.207	405	WISSELINK-TAPPEL	00.000	113	GROUWELS E.	29.774	104	VAN BERLO M.	1:36.049	1:36.161	
10	126	JANSEN J.	1:06.637	159	SINHART K.	00.000	126	JANSEN J.	29.812	126	JANSEN J.	1:36.449	1:36.567	
11	169	BOSMANN A.	1:06.839	402	VOET-VAN DEN BR	00.000	104	VAN BERLO M.	29.842	127	EUSER C.	1:36.601	1:37.526	
12	127	EUSER C.	1:07.873	259	VAN DE MAAT-SCHI	00.000	169	BOSMANN A.	29.941	169	BOSMANN A.	1:36.780	1:36.891	
13	263	STRINGFELLOW D.	1:08.821	144	JAMES F.	00.000	203	SPEELMAN-KROES	30.322	203	SPEELMAN-KROES	1:39.263	1:39.365	
14	202	HOUWELING D.	1:08.918	202	HOUWELING D.	00.000	210	KANAROGLOU K.	30.322	263	STRINGFELLOW D.	1:39.292	1:39.442	
15	203	SPEELMAN-KROES	1:08.941	245	VAN DEN BERG-VAI	00.000	144	JAMES F.	30.393	202	HOUWELING D.	1:39.468	1:39.560	
16	201	DE BORST-DE KLEI	1:09.062	157	PAVLAS-SVEPES	00.000	263	STRINGFELLOW D.	30.471	201	DE BORST-DE KLEI	1:39.561	1:39.708	
17	259	VAN DE MAAT-SCHI	1:09.244	104	VAN BERLO M.	00.000	201	DE BORST-DE KLEI	30.499	210	KANAROGLOU K.	1:39.672	1:39.919	
18	204	VAN DEN MUNCKHK	1:09.318	169	BOSMANN A.	00.000	202	HOUWELING D.	30.550	259	VAN DE MAAT-SCHI	1:39.883	1:39.883	
19	210	KANAROGLOU K.	1:09.350	107	GROUWELS R.	00.000	204	VAN DEN MUNCKHK	30.573	204	VAN DEN MUNCKHK	1:39.891	1:40.119	
20	222	VAN LOON-VAN LOI	1:09.350	111	SLUYS-SCHOUTEN	00.000	259	VAN DE MAAT-SCHI	30.639	222	VAN LOON-VAN LOI	1:40.265	1:40.533	
21	109	SCHULZ D.	1:09.457	108	HERBER B.	00.000	222	VAN LOON-VAN LOI	30.915	144	JAMES F.	1:40.554	1:40.972	
22	245	VAN DEN BERG-VAI	1:10.051	113	GROUWELS E.	00.000	245	VAN DEN BERG-VAI	31.068	109	SCHULZ D.	1:40.684	1:40.827	
23	144	JAMES F.	1:10.161	127	EUSER C.	00.000	109	SCHULZ D.	31.227	245	VAN DEN BERG-VAI	1:41.119	1:41.207	
24	324	TAYLOR O.	1:10.572	222	VAN LOON-VAN LOI	00.000	324	TAYLOR O.	31.324	324	TAYLOR O.	1:41.896	1:41.896	
25	305	SMITH M.	1:12.488	204	VAN DEN MUNCKHK	00.000	305	SMITH M.	31.858	305	SMITH M.	1:44.346	1:44.451	
26	159	SINHART K.	1:13.315	109	SCHULZ D.	00.000	402	VOET-VAN DEN BR	32.956	416	VAN DER VOORT-V.	1:47.674	1:47.803	
27	416	VAN DER VOORT-V.	1:14.702	201	DE BORST-DE KLEI	00.000	416	VAN DER VOORT-V.	32.972	159	SINHART K.	1:48.030	1:48.611	
28	402	VOET-VAN DEN BR	1:15.640	123	BOGAERTS-VAN SC	00.000	405	WISSELINK-TAPPEL	32.974	402	VOET-VAN DEN BR	1:48.596	1:48.997	
29	405	WISSELINK-TAPPEL	1:16.729	210	KANAROGLOU K.	00.000	208	VAN VLIET T.	34.137	405	WISSELINK-TAPPEL	1:49.703	1:49.828	
30	208	VAN VLIET T.	1:17.339	203	SPEELMAN-KROES	00.000	159	SINHART K.	34.715	208	VAN VLIET T.	1:51.476	1:54.619	

FIA EUROPEAN TRUCK RACE TROPHY

Red Bull Ring, length 4318 m

12.-14. MAY 2017

Supercar Challenge powered by Hankook



-Reg.No.: CR 01/2017

Lap Analysis race 2, 14.05.2017

104 Marcel VAN BERLO (NLD) Porsche 991 GT3 Cup GT theoretical besttime: 1:36.049

Lap	Time	S1	V1	S2	V2	Lap	Time	S1	V1	S2	V2
1	1:46.250	1:15.363		30.887	195	20	1:38.004	1:07.370		30.634	198
2	1:39.309	1:08.336		30.973	191	21	1:36.900	1:06.899		30.001	196
3	1:37.172	1:07.200		29.972	195	22	1:36.630	1:06.740		29.890	198
4	1:37.800	1:07.854		29.946	193	23	1:36.977	1:06.207		30.770	195
5	1:36.161	1:06.277		29.884	196	24	1:39.302	1:08.379		30.923	196
6	1:36.762	1:06.813		29.949	196	25	1:36.676	1:06.834		29.842	196
7	1:37.023	1:06.651		30.372	193	26	1:37.221	1:06.825		30.396	193
8	2:09.242	1:23.353		45.889	97	27	1:36.887	1:06.870		30.017	196
9	2:22.908	1:40.720		42.188	191	28	1:36.857	1:06.862		29.995	197
10	1:38.287	1:08.343		29.944	196	29	1:36.345	1:06.226		30.119	195
11	1:36.721	1:06.642		30.079	196	30	1:38.556	1:08.157		30.399	197
12	1:36.367	1:06.492		29.875	196	31	1:38.518	1:08.355		30.163	197
13	1:36.343	1:06.422		29.921	196	32	1:36.879	1:06.565		30.314	198
14	1:36.600	1:06.692		29.908	196	33	1:36.776	1:06.692		30.084	198
15	1:36.664	1:06.764		29.900	196	34	1:38.145	1:07.799		30.346	195
16	1:37.543	1:06.848		30.695	193	35	1:37.484	1:07.228		30.256	196
17	1:43.698	1:08.071				36	1:38.335	1:07.306		31.029	194
18	2:08.512	1:32.054				37	1:39.466	1:07.635		31.831	177
19	2:55.797	2:25.606		30.191	196						

107 Roger GROUWELS (NLD) Porsche 991 Cup Porsche 991 Cup GT theoretical besttime: 1:34.959

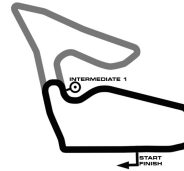
Lap	Time	S1	V1	S2	V2	Lap	Time	S1	V1	S2	V2
1	1:42.014	1:12.086		29.928	198	20	1:35.875	1:05.895		29.980	198
2	1:36.089	1:06.278		29.811	198	21	1:36.388	1:06.403		29.985	199
3	1:35.894	1:05.996		29.898	198	22	1:35.890	1:05.951		29.939	199
4	1:35.642	1:06.125		29.517	199	23	1:42.641	1:06.450			
5	1:35.436	1:05.657		29.779	198	24	3:23.023	2:53.015		30.008	198
6	1:36.306	1:06.206		30.100	197	25	1:36.614	1:06.017		30.597	198
7	1:35.923	1:05.769		30.154	198	26	1:35.971	1:06.317		29.654	199
8	2:16.730	1:18.851		57.879	95	27	1:35.787	1:06.038		29.749	200
9	2:23.969	1:41.695		42.274	162	28	1:36.541	1:06.174		30.367	197
10	1:38.254	1:08.430		29.824	200	29	1:36.585	1:06.639		29.946	198
11	1:36.232	1:05.557		30.675	190	30	1:36.551	1:06.322		30.229	199
12	1:37.445	1:07.679		29.766	201	31	1:35.827	1:06.052		29.775	198
13	1:35.253	1:05.442		29.811	200	32	1:35.506	1:05.688		29.818	199
14	1:35.275	1:05.638		29.637	200	33	1:36.064	1:06.410		29.654	200
15	1:35.959	1:06.208		29.751	201	34	1:35.213	1:05.561		29.652	201
16	1:35.641	1:05.814		29.827	202	35	1:37.634	1:08.036		29.598	199
17	1:35.574	1:05.941		29.633	199	36	1:35.900	1:06.322		29.578	197
18	1:35.718	1:05.807		29.911	198	37	1:37.143	1:05.891		31.252	181
19	1:35.634	1:05.587		30.047	199						

FIA EUROPEAN TRUCK RACE TROPHY

Red Bull Ring, length 4318 m

12.-14. MAY 2017

Supercar Challenge powered by Hankook



-Reg.No.: CR 01/2017

Lap Analysis race 2, 14.05.2017

108 Bob HERBER (NLD) Porsche 991 Cup						Porsche 991 Cuo GT						theoretical besttime: 1:35.054
Lap	Time	S1	V1	S2	V2	Lap	Time	S1	V1	S2	V2	
1	1:42.314	1:12.296		30.018	197	20	3:01.885	2:31.516		30.369	198	
2	1:36.286	1:06.481		29.805	198	21	1:35.936	1:06.148		29.788	199	
3	1:35.779	1:06.123		29.656	198	22	1:36.429	1:06.318		30.111	199	
4	1:35.696	1:06.203		29.493	198	23	1:35.720	1:05.901		29.819	197	
5	1:35.453	1:05.828		29.625	197	24	1:35.650	1:06.021		29.629	199	
6	1:36.104	1:06.168		29.936	197	25	1:35.287	1:05.713		29.574	198	
7	1:36.332	1:06.474		29.858	198	26	1:35.912	1:06.300		29.612	198	
8	2:16.948	1:19.009		57.939	91	27	1:35.681	1:06.030		29.651	199	
9	2:23.221	1:41.898		41.323	160	28	1:35.146	1:05.639		29.507	199	
10	1:37.135	1:07.590		29.545	198	29	1:35.326	1:05.764		29.562	199	
11	1:37.299	1:07.603		29.696	196	30	1:35.769	1:06.217		29.552	198	
12	1:36.284	1:06.575		29.709	198	31	1:35.215	1:05.633		29.582	199	
13	1:35.484	1:05.676		29.808	197	32	1:35.667	1:05.561		30.106	189	
14	1:35.710	1:05.983		29.727	198	33	1:35.846	1:06.039		29.807	199	
15	1:36.063	1:06.321		29.742	198	34	1:36.112	1:06.176		29.936	198	
16	1:35.750	1:05.704		30.046	199	35	1:37.030	1:06.345		30.685	193	
17	1:36.319	1:06.526		29.793	198	36	1:36.814	1:06.403		30.411	196	
18	1:35.692	1:05.775		29.917	198	37	1:36.940	1:06.429		30.511	197	
19	1:42.514	1:06.057										

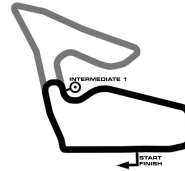
109 Dirk SCHULZ (NLD) Porsche 997 GT3						GT						theoretical besttime: 1:40.684
Lap	Time	S1	V1	S2	V2	Lap	Time	S1	V1	S2	V2	
1	1:55.921	1:23.595		32.326	191	19	1:42.472	1:10.520		31.952	192	
2	1:44.230	1:12.202		32.028	191	20	1:53.151	1:13.244				
3	1:44.634	1:11.663		32.971	189	21	3:09.689	2:37.623		32.066	192	
4	1:46.313	1:12.553		33.760	188	22	1:42.484	1:11.124		31.360	192	
5	1:43.748	1:11.806		31.942	191	23	1:41.124	1:09.656		31.468	193	
6	1:44.196	1:12.034		32.162	190	24	1:42.144	1:09.931		32.213	192	
7	1:47.280	1:13.692		33.588	189	25	1:42.021	1:10.054		31.967	187	
8	1:47.266	1:13.979		33.287	187	26	1:41.190	1:09.615		31.575	194	
9	1:59.743	1:20.377		39.366	187	27	1:41.608	1:09.897		31.711	191	
10	1:47.061	1:14.111		32.950	192	28	1:43.748	1:11.921		31.827	194	
11	1:43.672	1:10.674		32.998	191	29	1:44.156	1:11.420		32.736	192	
12	1:42.216	1:10.429		31.787	192	30	1:40.827	1:09.451		31.370	192	
13	1:41.876	1:10.551		31.325	193	31	1:41.027	1:09.710		31.317	193	
14	1:41.809	1:10.199		31.610	192	32	1:41.466	1:10.239		31.227	195	
15	1:42.618	1:10.808		31.810	192	33	1:43.520	1:11.551		31.969	193	
16	1:41.897	1:10.276		31.621	192	34	1:41.535	1:10.124		31.411	193	
17	1:42.372	1:10.740		31.632	192	35	1:42.230	1:09.557		32.673	194	
18	1:42.402	1:10.301		32.101	190							

FIA EUROPEAN TRUCK RACE TROPHY

Red Bull Ring, length 4318 m

12.-14. MAY 2017

Supercar Challenge powered by Hankook



-Reg.No.: CR 01/2017

Lap Analysis race 2, 14.05.2017

111 Ward SLUYS (BEL) BMW M4 Silhouette GT						theoretical besttime: 1:33.791					
Lap	Time	S1	V1	S2	V2	Lap	Time	S1	V1	S2	V2
1	1:50.161	1:20.060		30.101	198	20	1:34.592	1:05.714		28.878	200
2	1:37.032	1:07.770		29.262	197	21	1:35.898	1:06.390		29.508	198
3	1:35.790	1:06.596		29.194	197	22	1:35.305	1:05.786		29.519	198
4	1:35.256	1:06.261		28.995	197	23	1:40.175	1:05.789			
5	1:35.067	1:06.059		29.008	198	24	2:54.621	2:24.641		29.980	197
6	1:35.248	1:05.852		29.396	198	25	1:36.193	1:06.327		29.866	196
7	1:35.140	1:05.393		29.747	198	26	1:35.895	1:06.028		29.867	194
8	2:13.523	1:27.058		46.465	95	27	1:41.124	1:06.277			
9	2:22.915	1:41.413		41.502	198	28	1:51.089	1:20.717		30.372	193
10	1:36.352	1:06.937		29.415	198	29	1:35.635	1:05.921		29.714	194
11	1:35.658	1:05.832		29.826	193	30	1:35.039	1:05.918		29.121	198
12	1:34.218	1:05.423		28.795	199	31	1:35.183	1:05.785		29.398	199
13	1:33.866	1:05.014		28.852	199	32	1:34.559	1:05.360		29.199	199
14	1:33.923	1:05.040		28.883	198	33	1:34.726	1:05.486		29.240	198
15	1:34.584	1:04.996		29.588	198	34	1:35.106	1:05.446		29.660	197
16	1:36.594	1:06.666		29.928	197	35	1:36.104	1:06.108		29.996	197
17	1:34.686	1:05.668		29.018	198	36	1:35.938	1:06.478		29.460	197
18	1:34.155	1:05.086		29.069	198	37	1:36.146	1:06.120		30.026	184
19	1:34.061	1:05.199		28.862	199						

113 Edward GROUWELS (NLD) Porsche 991 CupPorsche 991 Cuo GT						theoretical besttime: 1:35.969					
Lap	Time	S1	V1	S2	V2	Lap	Time	S1	V1	S2	V2
1	1:42.796	1:12.568		30.228	197	20	1:41.458	1:06.399			
2	1:37.343	1:07.035		30.308	197	21	2:52.818	2:21.481		31.337	196
3	1:36.985	1:06.918		30.067	197	22	1:37.854	1:07.103		30.751	200
4	1:36.620	1:06.452		30.168	197	23	1:36.549	1:06.384		30.165	199
5	1:36.579	1:06.591		29.988	198	24	1:36.470	1:06.527		29.943	199
6	1:36.959	1:06.911		30.048	198	25	1:37.853	1:07.603		30.250	189
7	1:36.995	1:06.498		30.497	199	26	1:37.106	1:06.837		30.269	199
8	2:14.071	1:27.575		46.496	95	27	1:36.977	1:07.086		29.891	199
9	2:24.446	1:41.080		43.366	194	28	1:36.860	1:06.899		29.961	199
10	1:37.331	1:07.385		29.946	198	29	1:37.372	1:07.081		30.291	198
11	1:36.212	1:06.326		29.886	198	30	1:36.991	1:07.164		29.827	199
12	1:36.076	1:06.196		29.881	197	31	1:37.183	1:07.044		30.139	199
13	1:36.801	1:06.635		30.166	198	32	1:36.635	1:06.674		29.961	201
14	1:36.727	1:06.617		30.110	198	33	1:37.367	1:07.269		30.098	199
15	1:36.664	1:06.627		30.037	198	34	1:37.384	1:07.204		30.180	198
16	1:36.879	1:06.605		30.274	199	35	1:36.888	1:06.862		30.026	197
17	1:36.710	1:06.928		29.782	198	36	1:37.596	1:07.460		30.136	198
18	1:36.336	1:06.519		29.817	198	37	1:37.730	1:07.364		30.366	197
19	1:36.325	1:06.551		29.774	198						

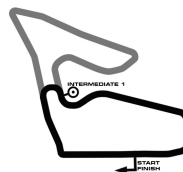
121 Daan MEIJER (NLD) BMW M4 Silhouette GT						theoretical besttime: 1:35.131					
Lap	Time	S1	V1	S2	V2	Lap	Time	S1	V1	S2	V2
1	1:45.933	1:14.623		31.310	189	10	1:36.395	1:06.869		29.526	195
2	1:38.889	1:08.232		30.657	190	11	1:35.840	1:06.451		29.389	195
3	1:36.783	1:07.247		29.536	194	12	1:35.955	1:06.210		29.745	197
4	1:36.134	1:06.805		29.329	195	13	1:35.737	1:06.313		29.424	196
5	1:35.316	1:06.192		29.124	195	14	1:35.781	1:06.522		29.259	195
6	1:36.204	1:06.554		29.650	196	15	1:35.307	1:06.149		29.158	196
7	1:35.532	1:06.007		29.525	197	16	1:35.490	1:06.044		29.446	197
8	2:14.241	1:27.862		46.379	96	17	1:50.207	1:06.368			
9	2:23.048	1:40.891		42.157	189						

FIA EUROPEAN TRUCK RACE TROPHY

Red Bull Ring, length 4318 m

12.-14. MAY 2017

Supercar Challenge powered by Hankook



-Reg.No.: CR 01/2017

Lap Analysis race 2, 14.05.2017

123 Koen BOGAERTS (NLD) BMW M4 Silhouette GT						theoretical besttime: 1:34.628					
Lap	Time	S1	V1	S2	V2	Lap	Time	S1	V1	S2	V2
1	1:48.693	1:17.335		31.358	181	20	1:37.752	1:06.543		31.209	196
2	1:45.985	1:14.095		31.890	182	21	1:35.670	1:06.325		29.345	197
3	1:41.755	1:10.840		30.915	182	22	1:35.747	1:06.717		29.030	198
4	1:51.022	1:12.685				23	1:35.997	1:06.985		29.012	198
5	2:34.617	2:04.979		29.638	195	24	1:35.947	1:06.762		29.185	196
6	1:36.301	1:06.556		29.745	197	25	1:36.232	1:06.576		29.656	194
7	2:17.483	1:26.445		51.038	91	26	1:35.898	1:06.793		29.105	198
8	2:22.402	1:41.677		40.725	161	27	1:35.767	1:06.580		29.187	197
9	1:38.611	1:08.597		30.014	196	28	1:36.249	1:06.786		29.463	197
10	1:36.070	1:06.545		29.525	196	29	1:35.376	1:06.335		29.041	197
11	1:36.312	1:06.744		29.568	196	30	1:34.967	1:06.049		28.918	197
12	1:37.442	1:08.012		29.430	194	31	1:35.027	1:06.052		28.975	196
13	1:35.440	1:06.317		29.123	197	32	1:34.648	1:05.963		28.685	199
14	1:35.647	1:06.317		29.330	195	33	1:34.961	1:05.944		29.018	197
15	1:35.585	1:06.403		29.182	196	34	1:36.400	1:06.679		29.721	197
16	1:35.873	1:06.500		29.373	196	35	1:36.292	1:07.109		29.183	197
17	1:40.435	1:06.285				36	1:37.604	1:08.116		29.488	197
18	2:54.776	2:25.295		29.481	197	37	1:40.575	1:10.212		30.363	197
19	1:35.487	1:06.292		29.195	198						

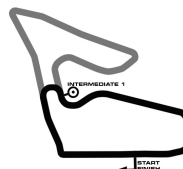
126 Jos JANSEN (NLD) Porsche 997 Cup GT						theoretical besttime: 1:36.449					
Lap	Time	S1	V1	S2	V2	Lap	Time	S1	V1	S2	V2
1	1:46.963	1:15.721		31.242	192	18	1:38.212	1:08.210		30.002	198
2	1:39.169	1:08.209		30.960	191	19	1:37.231	1:07.316		29.915	199
3	1:38.127	1:08.148		29.979	194	20	1:37.777	1:07.076		30.701	197
4	1:37.027	1:06.934		30.093	196	21	1:53.056	1:14.424			
5	1:36.567	1:06.637		29.930	197	22	2:52.299	2:21.917		30.382	195
6	1:38.503	1:07.861		30.642	196	23	1:37.276	1:07.352		29.924	198
7	1:38.351	1:07.725		30.626	196	24	1:39.899	1:08.595		31.304	188
8	2:05.849	1:19.870		45.979	95	25	1:38.090	1:07.849		30.241	198
9	2:25.965	1:40.258		45.707	109	26	1:39.443	1:08.161		31.282	196
10	1:44.475	1:13.480		30.995	198	27	1:37.399	1:07.132		30.267	197
11	1:38.497	1:07.508		30.989	191	28	1:37.595	1:07.398		30.197	199
12	1:38.162	1:07.959		30.203	198	29	1:37.882	1:07.296		30.586	193
13	1:36.861	1:06.880		29.981	196	30	1:40.552	1:09.127		31.425	198
14	1:36.861	1:07.049		29.812	198	31	1:38.478	1:08.170		30.308	197
15	1:37.474	1:07.612		29.862	198	32	1:37.843	1:07.276		30.567	197
16	1:37.207	1:07.089		30.118	199	33	1:45.039	1:08.468			
17	1:37.261	1:07.244		30.017	198	34	1:55.049	1:24.179		30.870	199

FIA EUROPEAN TRUCK RACE TROPHY

Red Bull Ring, length 4318 m

12.-14. MAY 2017

Supercar Challenge powered by Hankook



-Reg.No.: CR 01/2017

Lap Analysis race 2, 14.05.2017

127 Cor EUSER (NLD) Praga R1 GT						theoretical besttime: 1:36.601					
Lap	Time	S1	V1	S2	V2	Lap	Time	S1	V1	S2	V2
1	1:56.472	1:25.672		30.800	178	20	1:44.862	1:08.573			
2	1:44.165	1:12.370		31.795	180	21	2:56.516	2:27.351		29.165	183
3	1:40.921	1:11.194		29.727	183	22	1:38.587	1:09.377		29.210	182
4	1:40.680	1:10.038		30.642	179	23	1:37.873	1:08.988		28.885	185
5	1:40.903	1:11.164		29.739	180	24	1:38.131	1:09.403		28.728	184
6	1:39.087	1:09.442		29.645	177	25	1:39.034	1:08.916		30.118	183
7	1:43.643	1:10.382		33.261	128	26	1:38.089	1:08.912		29.177	184
8	1:44.652	1:13.213		31.439	137	27	1:38.247	1:08.947		29.300	181
9	2:17.916	1:38.054		39.862	140	28	1:37.871	1:08.903		28.968	183
10	1:50.453	1:16.238		34.215	173	29	1:37.928	1:08.727		29.201	183
11	1:41.534	1:10.108		31.426	176	30	1:37.802	1:08.794		29.008	184
12	1:40.813	1:11.060		29.753	184	31	1:37.526	1:08.475		29.051	183
13	1:39.291	1:09.679		29.612	183	32	1:39.140	1:09.422		29.718	179
14	1:38.973	1:09.187		29.786	185	33	1:38.244	1:08.747		29.497	184
15	1:39.249	1:08.989		30.260	183	34	1:38.687	1:08.569		30.118	180
16	1:38.174	1:08.956		29.218	186	35	1:39.172	1:09.697		29.475	184
17	1:38.541	1:08.846		29.695	184	36	1:38.401	1:07.873		30.528	176
18	1:38.145	1:08.914		29.231	183	37	1:38.327	1:08.370		29.957	184
19	1:37.968	1:08.747		29.221	185						

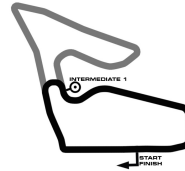
144 Fiona JAMES (GBR) Praga R1 GT						theoretical besttime: 1:40.554					
Lap	Time	S1	V1	S2	V2	Lap	Time	S1	V1	S2	V2
1	1:56.433	1:23.982		32.451	177	18	3:08.773	2:37.347		31.426	177
2	1:44.109	1:11.994		32.115	179	19	1:41.880	1:10.578		31.302	173
3	1:43.636	1:11.542		32.094	171	20	1:46.388	1:12.536		33.852	179
4	1:41.590	1:10.915		30.675	181	21	1:42.741	1:11.209		31.532	177
5	1:40.972	1:10.579		30.393	182	22	1:41.509	1:10.466		31.043	179
6	1:42.845	1:11.013		31.832	183	23	1:41.911	1:10.618		31.293	175
7	1:44.818	1:12.864		31.954	175	24	1:41.332	1:10.336		30.996	177
8	1:43.781	1:11.809		31.972	181	25	1:41.776	1:10.526		31.250	179
9	2:12.891	1:33.302		39.589	181	26	1:41.566	1:10.324		31.242	178
10	1:50.119	1:16.625		33.494	180	27	1:42.593	1:10.504		32.089	170
11	1:42.734	1:10.161		32.573	179	28	1:42.873	1:11.436		31.437	177
12	1:42.817	1:10.920		31.897	178	29	1:42.324	1:11.021		31.303	175
13	1:41.912	1:10.388		31.524	181	30	1:44.018	1:12.603		31.415	175
14	1:41.786	1:10.196		31.590	180	31	1:43.845	1:11.577		32.268	178
15	1:42.636	1:10.702		31.934	178	32	1:45.026	1:11.617		33.409	174
16	1:41.770	1:10.353		31.417	179	33	1:53.963	1:13.164			
17	1:48.103	1:10.659									

FIA EUROPEAN TRUCK RACE TROPHY

Red Bull Ring, length 4318 m

12.-14. MAY 2017

Supercar Challenge powered by Hankook



-Reg.No.: CR 01/2017

Lap Analysis race 2, 14.05.2017

157 Harald PAVLAS (AUT) Porsche 991 GT3 Cup GT						theoretical besttime: 1:34.207					
Lap	Time	S1	V1	S2	V2	Lap	Time	S1	V1	S2	V2
1	1:39.238	1:09.914		29.324	198	20	1:34.778	1:05.430		29.348	201
2	1:36.352	1:06.795		29.557	199	21	1:35.979	1:06.584		29.395	201
3	1:35.612	1:06.146		29.466	199	22	1:35.261	1:05.873		29.388	202
4	1:35.351	1:05.793		29.558	200	23	1:39.894	1:05.441			
5	1:35.007	1:05.697		29.310	199	24	3:26.423	2:56.546		29.877	198
6	1:34.569	1:05.443		29.126	199	25	1:36.351	1:06.426		29.925	199
7	1:35.148	1:05.393		29.755	199	26	1:36.991	1:06.475		30.516	198
8	2:20.845	1:22.721		58.124	97	27	1:48.798	1:18.504		30.294	200
9	2:22.576	1:41.210		41.366	199	28	1:36.213	1:06.309		29.904	202
10	1:35.588	1:05.759		29.829	199	29	1:37.417	1:06.916		30.501	199
11	1:34.667	1:05.380		29.287	201	30	1:37.111	1:06.565		30.546	201
12	1:35.250	1:05.746		29.504	202	31	1:36.759	1:06.705		30.054	200
13	1:35.728	1:05.744		29.984	196	32	1:36.449	1:06.409		30.040	201
14	1:37.143	1:06.793		30.350	198	33	1:36.937	1:06.662		30.275	199
15	1:35.383	1:05.355		30.028	197	34	1:36.865	1:06.521		30.344	199
16	1:34.995	1:05.638		29.357	201	35	1:36.046	1:06.125		29.921	201
17	1:35.128	1:05.434		29.694	202	36	1:36.697	1:06.472		30.225	200
18	1:34.835	1:05.319		29.516	200	37	1:36.758	1:06.805		29.953	201
19	1:34.215	1:05.081		29.134	202						

158 Wolfgang TRILLER (DEU) Porsche 997 GT3 Cup GT						theoretical besttime: 1:34.026					
Lap	Time	S1	V1	S2	V2	Lap	Time	S1	V1	S2	V2
1	1:40.194	1:10.544		29.650	202	18	1:36.909	1:06.416		30.493	201
2	1:35.171	1:05.580		29.591	203	19	1:41.960	1:06.951			
3	1:34.921	1:05.038		29.883	201	20	3:04.503	2:33.987		30.516	202
4	1:34.875	1:05.255		29.620	202	21	1:36.792	1:06.038		30.754	199
5	1:35.185	1:05.359		29.826	202	22	1:36.693	1:06.393		30.300	204
6	1:35.034	1:05.335		29.699	202	23	1:35.337	1:05.524		29.813	203
7	1:35.721	1:05.781		29.940	202	24	1:35.667	1:05.319		30.348	203
8	2:20.200	1:21.625		58.575	102	25	1:35.458	1:05.458		30.000	203
9	2:23.130	1:41.425		41.705	200	26	2:01.555	1:10.409			
10	1:35.593	1:05.782		29.811	203	27	2:31.487	2:01.400		30.087	201
11	1:34.778	1:05.102		29.676	204	28	1:34.296	1:04.936		29.360	204
12	1:35.257	1:05.544		29.713	204	29	1:34.829	1:05.295		29.534	204
13	1:36.438	1:05.672		30.766	199	30	1:34.373	1:04.808		29.565	205
14	1:36.360	1:05.983		30.377	201	31	1:34.508	1:04.698		29.810	204
15	1:35.598	1:05.328		30.270	202	32	1:36.761	1:04.66t		32.095	148
16	1:36.566	1:06.717		29.849	204	33	3:49.758				
17	1:37.646	1:07.096		30.550	200						

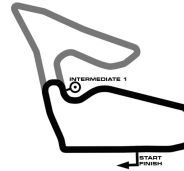
159 Karin SINHART (DEU) Porsche 997 GT3 Cup GT						theoretical besttime: 1:48.030					
Lap	Time	S1	V1	S2	V2	Lap	Time	S1	V1	S2	V2
1	2:08.307	1:31.846		36.461	190	17	1:57.005	1:15.281			
2	1:50.555	1:14.949		35.606	188	18	3:44.944	3:06.365		38.579	181
3	1:51.135	1:15.730		35.405	190	19	1:53.812	1:18.018		35.794	191
4	1:49.907	1:14.609		35.298	190	20	1:50.332	1:14.685		35.647	191
5	1:49.675	1:14.345		35.330	189	21	1:53.011	1:15.672		37.339	191
6	1:51.907	1:15.268		36.639	192	22	1:50.808	1:14.938		35.870	192
7	2:15.250	1:28.975		46.275	93	23	1:50.440	1:14.319		36.121	191
8	2:28.184	1:41.426		46.758	177	24	1:52.143	1:14.350		37.793	177
9	2:00.609	1:20.744		39.865	187	25	1:52.272	1:16.354		35.918	192
10	1:51.552	1:15.861		35.691	191	26	1:51.559	1:15.544		36.015	184
11	1:49.567	1:14.458		35.109	190	27	1:52.543	1:16.770		35.773	192
12	1:48.611	1:13.656		34.955	190	28	1:50.281	1:13.31t		36.966	178
13	1:49.470	1:13.616		35.854	190	29	1:54.176	1:16.809		37.367	191
14	1:53.704	1:15.765		37.939	186	30	1:50.817	1:15.334		35.483	182
15	1:51.915	1:16.763		35.152	187	31	1:49.168	1:14.453		34.715	171
16	1:50.890	1:15.192		35.698	191	32	1:51.693	1:15.268		36.425	155

FIA EUROPEAN TRUCK RACE TROPHY

Red Bull Ring, length 4318 m

12.-14. MAY 2017

Supercar Challenge powered by Hankook



-Reg.No.: CR 01/2017

Lap Analysis race 2, 14.05.2017

169 Aart BOSMANN (NLD) Porsche 991 CupPorsche 991 Cuo GT theoretical besttime: 1:36.780

Lap	Time	S1	V1	S2	V2	Lap	Time	S1	V1	S2	V2
1	1:45.772	1:14.069		31.703	192	20	1:43.676	1:07.965			
2	1:40.028	1:08.172		31.856	191	21	2:57.747	2:26.815		30.932	193
3	1:39.162	1:08.888		30.274	195	22	1:38.152	1:07.670		30.482	194
4	1:37.634	1:07.627		30.007	196	23	1:39.844	1:08.127		31.717	194
5	1:37.866	1:07.682		30.184	195	24	1:40.116	1:08.564		31.552	197
6	1:37.139	1:07.198		29.941	197	25	1:36.891	1:06.852		30.039	197
7	1:37.491	1:06.836		30.652	191	26	1:38.691	1:08.081		30.610	195
8	2:06.396	1:20.566		45.830	94	27	1:38.299	1:07.623		30.676	196
9	2:24.796	1:40.318		44.478	109	28	1:37.826	1:07.332		30.494	197
10	1:44.436	1:13.342		31.094	194	29	1:39.002	1:07.306		31.696	192
11	1:38.426	1:07.526		30.900	193	30	1:39.613	1:08.389		31.224	196
12	1:39.057	1:08.685		30.372	196	31	1:38.935	1:07.980		30.955	196
13	1:37.334	1:07.164		30.170	195	32	1:39.037	1:08.038		30.999	196
14	1:37.580	1:07.268		30.312	194	33	1:40.717	1:09.644		31.073	197
15	1:38.284	1:08.144		30.140	197	34	1:41.308	1:10.627		30.681	196
16	1:38.399	1:07.975		30.424	197	35	1:39.127	1:08.234		30.893	193
17	1:37.863	1:07.620		30.243	197	36	1:40.028	1:08.786		31.242	191
18	1:41.624	1:08.800		32.824	192	37	1:38.526	1:07.613		30.913	196
19	1:38.804	1:07.856		30.948	193						

201 Dennis DE BORST (NLD) Seat Sport Leon Cup Racer SupSport 1 theoretical besttime: 1:39.561

Lap	Time	S1	V1	S2	V2	Lap	Time	S1	V1	S2	V2
1	1:52.023	1:19.621		32.402	182	19	1:40.785	1:09.931		30.854	186
2	1:42.126	1:11.043		31.083	186	20	1:41.302	1:10.511		30.791	186
3	1:40.119	1:09.359		30.760	186	21	1:40.937	1:10.100		30.837	186
4	1:40.015	1:09.323		30.692	186	22	1:40.616	1:09.808		30.808	187
5	1:40.215	1:09.547		30.668	185	23	1:40.941	1:09.873		31.068	186
6	1:39.972	1:09.363		30.609	185	24	1:40.473	1:09.600		30.873	186
7	1:45.246	1:09.565		35.681	117	25	1:40.279	1:09.569		30.710	186
8	1:49.189	1:13.608		35.581	123	26	1:41.250	1:09.934		31.316	187
9	2:18.850	1:38.548		40.302	136	27	1:41.479	1:09.925		31.554	183
10	1:45.744	1:14.754		30.990	186	28	1:40.263	1:09.512		30.751	187
11	1:40.361	1:09.862		30.499	185	29	1:40.238	1:09.517		30.721	187
12	1:41.432	1:10.329		31.103	185	30	1:39.935	1:09.265		30.670	187
13	1:40.553	1:09.848		30.705	185	31	1:40.012	1:09.463		30.549	188
14	1:40.406	1:09.668		30.738	185	32	1:39.708	1:09.062		30.646	188
15	1:45.835	1:10.106				33	1:39.873	1:09.218		30.655	188
16	3:02.552	2:31.835		30.717	186	34	1:41.656	1:10.939		30.717	187
17	1:40.236	1:09.523		30.713	187	35	1:40.370	1:09.843		30.527	187
18	1:40.086	1:09.490		30.596	187	36	1:39.831	1:09.196		30.635	188

202 Dennis HOUWELING (NLD) Seat Sport Leon Cup Racer SupSport theoretical besttime: 1:39.468

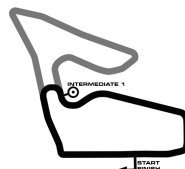
Lap	Time	S1	V1	S2	V2	Lap	Time	S1	V1	S2	V2
1	1:48.989	1:17.928		31.061	185	18	1:53.092	1:21.440		31.652	181
2	1:42.410	1:11.676		30.734	186	19	1:40.489	1:09.465		31.024	187
3	1:39.748	1:09.198		30.550	186	20	1:42.065	1:10.690		31.375	186
4	1:39.560	1:08.916		30.642	186	21	1:41.424	1:09.785		31.639	185
5	1:40.817	1:10.019		30.798	185	22	1:41.401	1:10.474		30.927	187
6	1:40.623	1:09.774		30.849	185	23	1:40.889	1:10.117		30.772	187
7	1:44.150	1:09.707		34.443	155	24	1:40.473	1:09.514		30.959	186
8	1:49.515	1:14.760		34.755	132	25	1:40.111	1:09.543		30.568	187
9	2:21.385	1:39.489		41.896	125	26	1:41.451	1:10.570		30.881	185
10	1:46.082	1:14.608		31.474	186	27	1:40.546	1:09.746		30.800	187
11	1:39.964	1:09.152		30.812	186	28	1:40.498	1:09.737		30.761	187
12	1:40.135	1:09.318		30.817	187	29	1:40.409	1:09.535		30.874	186
13	1:40.748	1:09.786		30.962	186	30	1:41.444	1:10.250		31.194	187
14	1:40.055	1:09.328		30.727	187	31	1:40.890	1:09.817		31.073	186
15	1:40.610	1:09.698		30.912	186	32	1:41.721	1:10.589		31.132	186
16	1:45.445	1:09.619				33	1:41.596	1:10.655		30.941	185
17	3:23.180	2:52.133		31.047	187						

FIA EUROPEAN TRUCK RACE TROPHY

Red Bull Ring, length 4318 m

12.-14. MAY 2017

Supercar Challenge powered by Hankook



-Reg.No.: CR 01/2017

Lap Analysis race 2, 14.05.2017

203 Priscilla SPEELMAN (NLD) Seat Sport Leon Cup Racer SupSport theoretical besttime: 1:39.263

Lap	Time	S1	V1	S2	V2	Lap	Time	S1	V1	S2	V2
1	1:51.418	1:18.978		32.440	184	19	1:39.817	1:09.264		30.553	187
2	1:41.958	1:10.836		31.122	185	20	1:40.965	1:09.520		31.445	188
3	1:40.380	1:09.790		30.590	188	21	1:40.103	1:09.755		30.348	187
4	1:40.225	1:09.467		30.758	187	22	1:39.770	1:09.352		30.418	185
5	1:40.072	1:09.518		30.554	187	23	1:39.424	1:09.036		30.388	185
6	1:39.902	1:09.351		30.551	188	24	1:39.799	1:09.451		30.348	186
7	1:45.176	1:09.651		35.525	126	25	1:39.952	1:09.454		30.498	186
8	1:49.134	1:13.757		35.377	123	26	1:40.477	1:09.904		30.573	187
9	2:19.389	1:38.460		40.929	132	27	1:39.648	1:09.239		30.409	187
10	1:48.854	1:16.816		32.038	187	28	1:40.947	1:09.648		31.299	187
11	1:40.761	1:10.180		30.581	187	29	1:39.892	1:09.311		30.581	185
12	1:40.118	1:09.581		30.537	188	30	1:39.726	1:09.331		30.395	188
13	1:47.638	1:09.787				31	1:40.054	1:09.549		30.505	188
14	3:13.653	2:42.971		30.682	184	32	1:40.336	1:09.801		30.535	188
15	1:41.080	1:10.748		30.332	189	33	1:40.004	1:09.367		30.637	187
16	1:39.483	1:09.161		30.322	189	34	1:40.261	1:09.780		30.481	188
17	1:40.486	1:09.442		31.044	186	35	1:39.725	1:08.941		30.784	186
18	1:40.134	1:09.743		30.391	187	36	1:39.365	1:08.962		30.403	189

204 Eric VAN DEN MUNCKHOF (NLD) BMW Z4 Coupe GTR SupSport 1 theoretical besttime: 1:39.891

Lap	Time	S1	V1	S2	V2	Lap	Time	S1	V1	S2	V2
1	1:49.497	1:18.280		31.217	185	19	1:40.647	1:09.819		30.828	186
2	1:42.409	1:11.121		31.288	185	20	1:40.401	1:09.687		30.714	187
3	1:40.612	1:09.683		30.929	185	21	1:41.580	1:10.562		31.018	186
4	1:40.230	1:09.361		30.869	185	22	1:41.398	1:10.199		31.199	188
5	1:40.180	1:09.520		30.660	185	23	1:43.164	1:11.137		32.027	187
6	1:40.132	1:09.479		30.653	185	24	1:41.496	1:10.611		30.885	185
7	1:43.777	1:09.349		34.428	157	25	1:41.151	1:09.311		31.833	186
8	1:49.679	1:14.731		34.948	120	26	1:40.381	1:09.763		30.618	187
9	2:20.847	1:39.390		41.457	129	27	1:40.406	1:09.406		31.000	187
10	1:46.931	1:15.872		31.059	187	28	1:42.203	1:10.183		32.020	186
11	1:40.131	1:09.558		30.573	188	29	1:40.331	1:09.325		31.006	185
12	1:48.903	1:09.417				30	1:40.398	1:09.597		30.801	186
13	3:17.492	2:46.503		30.989	186	31	1:40.119	1:09.483		30.636	187
14	1:40.974	1:09.806		31.168	186	32	1:40.618	1:09.435		31.183	187
15	1:40.634	1:09.688		30.946	188	33	1:41.012	1:10.061		30.951	187
16	1:40.424	1:09.542		30.882	186	34	1:40.557	1:09.621		30.936	186
17	1:41.378	1:10.218		31.160	187	35	1:42.323	1:10.038		32.285	186
18	1:40.191	1:09.382		30.809	187	36	1:41.571	1:10.136		31.435	186

208 Ted VAN VLIET (NLD) BMW E92 V8 SupSport 1 theoretical besttime: 1:51.476

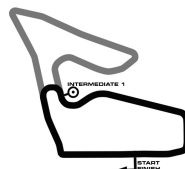
Lap	Time	S1	V1	S2	V2	Lap	Time	S1	V1	S2	V2
1	2:01.666	1:27.529		34.137	159	4	1:54.619	1:17.331		37.280	145
2	1:55.106	1:19.484		35.622	156	5	2:17.920	1:30.973			
3	1:54.798	1:20.561		34.237	174						

FIA EUROPEAN TRUCK RACE TROPHY

Red Bull Ring, length 4318 m

12.-14. MAY 2017

Supercar Challenge powered by Hankook



-Reg.No.: CR 01/2017

Lap Analysis race 2, 14.05.2017

210 Kosta KANAROGLOU (GRE) Ginetta G50 SupSport 1						theoretical besttime: 1:39.672					
Lap	Time	S1	V1	S2	V2	Lap	Time	S1	V1	S2	V2
1	1:53.113	1:21.298		31.815	182	19	1:42.152	1:10.723		31.429	183
2	1:44.168	1:12.496		31.672	181	20	1:41.198	1:10.331		30.867	183
3	1:41.807	1:10.275		31.532	182	21	1:40.312	1:09.580		30.732	183
4	1:42.629	1:11.237		31.392	181	22	1:40.365	1:09.975		30.390	183
5	1:42.015	1:11.026		30.989	183	23	1:39.986	1:09.642		30.344	184
6	1:40.955	1:10.225		30.730	181	24	1:40.670	1:10.017		30.653	183
7	1:42.155	1:09.944		32.211	137	25	1:40.322	1:09.942		30.380	184
8	1:46.027	1:15.074		30.953	181	26	1:39.990	1:09.537		30.453	184
9	2:16.368	1:36.776		39.592	178	27	1:40.012	1:09.356		30.662	184
10	1:45.460	1:14.818		30.642	184	28	1:40.007	1:09.536		30.471	184
11	1:40.869	1:10.342		30.527	185	29	1:41.357	1:10.191		31.166	180
12	1:40.416	1:09.705		30.711	183	30	1:40.404	1:09.841		30.563	183
13	1:40.442	1:09.918		30.524	184	31	1:40.307	1:09.985		30.322	185
14	1:40.333	1:09.773		30.560	183	32	1:40.349	1:09.876		30.473	184
15	1:46.310	1:10.195				33	1:40.166	1:09.798		30.368	184
16	2:57.935	2:26.833		31.102	182	34	1:39.919	1:09.444		30.475	184
17	1:41.202	1:10.321		30.881	183	35	1:40.613	1:10.164		30.449	185
18	1:41.002	1:10.581		30.421	184	36	1:40.364	1:09.760		30.604	183

222 Ronald VAN LOON (NLD) BMW M E46 3.2 SupSport 1						theoretical besttime: 1:40.265					
Lap	Time	S1	V1	S2	V2	Lap	Time	S1	V1	S2	V2
1	1:52.054	1:19.442		32.612	177	19	1:41.206	1:10.163		31.043	184
2	1:43.792	1:12.192		31.600	179	20	1:41.477	1:09.931		31.546	184
3	1:42.957	1:11.203		31.754	179	21	1:41.714	1:10.551		31.163	184
4	1:43.422	1:11.088		32.334	179	22	1:41.070	1:09.824		31.246	184
5	1:43.692	1:11.991		31.701	178	23	1:40.963	1:09.939		31.024	184
6	1:43.096	1:10.993		32.103	180	24	1:41.249	1:10.066		31.183	183
7	1:43.374	1:11.321		32.053	179	25	1:41.666	1:10.421		31.245	185
8	1:43.169	1:11.498		31.671	180	26	1:41.054	1:10.139		30.915	185
9	2:14.780	1:34.881		39.899	176	27	1:41.138	1:09.943		31.195	183
10	1:48.367	1:15.666		32.701	177	28	1:40.609	1:09.486		31.123	184
11	1:43.654	1:11.782		31.872	179	29	1:41.585	1:10.026		31.559	185
12	1:49.239	1:11.245				30	1:41.305	1:09.903		31.402	182
13	3:00.197	2:28.881		31.316	184	31	1:40.722	1:09.699		31.023	185
14	1:41.028	1:09.961		31.067	186	32	1:40.533	1:09.356		31.183	185
15	1:41.275	1:10.233		31.042	185	33	1:40.902	1:09.477		31.425	183
16	1:41.032	1:09.791		31.241	186	34	1:41.074	1:09.983		31.091	185
17	1:41.665	1:10.578		31.087	184	35	1:41.149	1:09.970		31.179	184
18	1:41.013	1:09.876		31.137	185	36	1:41.080	1:09.864		31.216	183

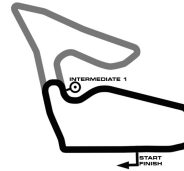
245 Robert VAN DEN BERG (NLD) BMW SupSport 1						theoretical besttime: 1:41.119					
Lap	Time	S1	V1	S2	V2	Lap	Time	S1	V1	S2	V2
1	1:53.126	1:21.090		32.036	180	19	1:41.800	1:10.366		31.434	182
2	1:43.824	1:12.136		31.688	182	20	1:41.534	1:10.198		31.336	183
3	1:43.507	1:11.774		31.733	181	21	1:41.616	1:10.432		31.184	183
4	1:42.884	1:11.234		31.650	182	22	1:41.625	1:10.279		31.346	183
5	1:43.225	1:11.439		31.786	182	23	1:43.237	1:11.120		32.117	182
6	1:42.799	1:10.834		31.965	181	24	1:42.815	1:11.617		31.198	183
7	1:44.602	1:12.470		32.132	182	25	1:41.477	1:10.361		31.116	184
8	1:43.755	1:11.896		31.859	182	26	1:41.207	1:10.139		31.068	183
9	2:12.961	1:33.228		39.733	180	27	1:41.339	1:10.051		31.288	183
10	1:46.540	1:14.791		31.749	182	28	1:41.422	1:10.289		31.133	183
11	1:43.146	1:11.219		31.927	179	29	1:41.757	1:10.587		31.170	182
12	1:48.787	1:11.784				30	1:44.795	1:11.267		33.528	182
13	3:00.788	2:28.964		31.824	183	31	1:41.756	1:10.094		31.662	180
14	1:42.417	1:11.278		31.139	184	32	1:42.458	1:10.473		31.985	172
15	1:42.681	1:11.132		31.549	183	33	1:42.222	1:11.071		31.151	183
16	1:42.299	1:10.852		31.447	183	34	1:41.558	1:10.189		31.369	182
17	1:42.327	1:10.789		31.538	182	35	1:42.601	1:11.428		31.173	184
18	1:41.985	1:10.831		31.154	183	36	1:45.399	1:14.056		31.343	183

FIA EUROPEAN TRUCK RACE TROPHY

Red Bull Ring, length 4318 m

12.-14. MAY 2017

Supercar Challenge powered by Hankook



-Reg.No.: CR 01/2017

Lap Analysis race 2, 14.05.2017

259 Marcel VAN DE MAAT (NLD) BMW E46 GTR SupSport 1 theoretical besttime: 1:39.883

Lap	Time	S1	V1	S2	V2	Lap	Time	S1	V1	S2	V2
1	1:49.870	1:18.640		31.230	186	6	1:39.883	1:09.244		30.639	184
2	1:42.367	1:11.477		30.890	186	7	1:44.674	1:09.456		35.218	134
3	1:40.689	1:09.725		30.964	185	8	1:49.242	1:13.924		35.318	123
4	1:40.556	1:09.560		30.996	183	9	2:20.164	1:38.864		41.300	130
5	1:40.063	1:09.308		30.755	184	10	3:01.158	2:00.117			

263 Dan STRINGFELLOW (NLD) BMW M E46 3.2 SupSport 1 theoretical besttime: 1:39.292

Lap	Time	S1	V1	S2	V2	Lap	Time	S1	V1	S2	V2
1	1:52.648	1:20.769		31.879	185	19	1:40.073	1:09.288		30.785	188
2	1:42.135	1:10.965		31.170	187	20	1:40.112	1:09.391		30.721	190
3	1:40.606	1:09.778		30.828	188	21	1:40.105	1:09.138		30.967	187
4	1:40.461	1:09.541		30.920	188	22	1:39.916	1:09.415		30.501	191
5	1:39.599	1:08.821		30.778	188	23	1:41.416	1:09.820		31.596	188
6	1:39.442	1:08.880		30.562	190	24	1:39.676	1:09.205		30.471	189
7	3:28.733	2:48.287		40.446	85	25	1:40.020	1:09.343		30.677	189
8	2:20.425	1:40.861		39.564	181	26	1:40.202	1:09.430		30.772	190
9	1:42.030	1:10.702		31.328	187	27	1:39.973	1:08.951		31.022	189
10	1:41.882	1:10.912		30.970	187	28	1:40.708	1:09.849		30.859	190
11	1:41.326	1:10.598		30.728	188	29	1:39.843	1:09.145		30.698	190
12	1:47.192	1:09.593				30	1:40.032	1:09.345		30.687	191
13	3:03.447	2:32.802		30.645	189	31	1:39.854	1:09.381		30.473	189
14	1:41.825	1:10.871		30.954	190	32	1:40.936	1:09.855		31.081	186
15	1:39.597	1:08.991		30.606	188	33	1:39.800	1:09.136		30.664	188
16	1:41.930	1:10.514		31.416	183	34	1:41.845	1:10.394		31.451	184
17	1:40.844	1:10.055		30.789	188	35	1:40.621	1:09.601		31.020	189
18	1:40.805	1:09.534		31.271	188						

305 Michael SMITH (GBR) Seat Leon Supercoppa MK11 SupSport 2 theoretical besttime: 1:44.346

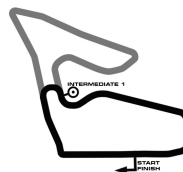
Lap	Time	S1	V1	S2	V2	Lap	Time	S1	V1	S2	V2
1	1:58.971	1:25.747		33.224	178	18	1:46.041	1:13.801		32.240	178
2	1:47.183	1:14.558		32.625	177	19	1:46.388	1:13.968		32.420	178
3	1:47.067	1:14.403		32.664	177	20	1:46.193	1:13.744		32.449	175
4	1:45.878	1:13.709		32.169	178	21	1:47.014	1:14.227		32.787	177
5	1:45.196	1:13.029		32.167	177	22	1:45.152	1:13.294		31.858	178
6	1:45.793	1:13.720		32.073	178	23	1:47.460	1:14.407		33.053	178
7	1:51.234	1:17.235		33.999	178	24	1:46.711	1:13.607		33.104	174
8	1:48.010	1:15.258		32.752	178	25	1:46.707	1:14.255		32.452	179
9	1:46.818	1:13.892		32.926	179	26	1:45.574	1:12.807		32.767	176
10	1:46.287	1:13.529		32.758	177	27	1:47.597	1:14.490		33.107	178
11	1:45.623	1:12.812		32.811	178	28	1:47.221	1:14.625		32.596	177
12	1:53.448	1:14.172				29	1:46.469	1:13.807		32.662	177
13	3:24.793	2:52.485		32.308	178	30	1:48.094	1:14.644		33.450	171
14	1:46.536	1:13.736		32.800	177	31	1:45.888	1:13.521		32.367	177
15	1:45.720	1:13.375		32.345	178	32	1:48.969	1:16.403		32.566	178
16	1:45.690	1:12.919		32.771	152	33	1:48.374	1:16.040		32.334	178
17	1:48.999	1:16.120		32.879	178	34	1:44.451	1:12.481		31.963	179

FIA EUROPEAN TRUCK RACE TROPHY

Red Bull Ring, length 4318 m

12.-14. MAY 2017

Supercar Challenge powered by Hankook



-Reg.No.: CR 01/2017

Lap Analysis race 2, 14.05.2017

324 Ollie TAYLOR (GBR) BMW E90 SupSport 2 theoretical besttime: 1:41.896

Lap	Time	S1	V1	S2	V2	Lap	Time	S1	V1	S2	V2
1	1:53.825	1:21.779		32.046	179	19	1:42.969	1:11.228		31.741	180
2	1:43.880	1:12.323		31.557	180	20	1:44.495	1:12.826		31.669	182
3	1:43.292	1:11.542		31.750	179	21	1:42.397	1:10.710		31.687	181
4	1:43.768	1:12.175		31.593	180	22	1:42.962	1:11.190		31.772	182
5	1:44.331	1:12.667		31.664	179	23	1:43.451	1:11.843		31.608	180
6	1:43.330	1:11.860		31.470	180	24	1:43.578	1:11.333		32.245	182
7	1:43.512	1:11.713		31.799	182	25	1:44.710	1:11.215		33.495	176
8	1:43.977	1:11.788		32.189	142	26	1:44.675	1:12.247		32.428	175
9	2:11.742	1:32.247		39.495	181	27	1:47.627	1:15.218		32.409	177
10	1:49.228	1:16.216		33.012	180	28	1:44.989	1:12.520		32.469	174
11	1:43.848	1:11.661		32.187	177	29	1:45.591	1:12.280		33.311	179
12	1:43.777	1:11.699		32.078	181	30	1:45.833	1:13.622		32.211	181
13	1:43.615	1:11.828		31.787	182	31	1:42.801	1:11.056		31.745	179
14	1:41.896	1:10.572		31.324	183	32	1:48.900	1:14.324		34.576	179
15	1:47.618	1:11.040				33	1:49.627	1:15.669		33.958	179
16	3:22.730	2:50.857		31.873	179	34	1:59.391	1:20.816		38.575	155
17	1:43.135	1:11.459		31.676	182	35	2:18.352	1:33.265		45.087	123
18	1:42.999	1:11.611		31.388	182						

402 Chris VOET (BEL) Peugeot RCZ Cup Sport theoretical besttime: 1:48.596

Lap	Time	S1	V1	S2	V2	Lap	Time	S1	V1	S2	V2
1	2:03.567	1:29.652		33.915	168	18	1:50.235	1:16.481		33.754	166
2	1:50.424	1:16.929		33.495	167	19	1:50.046	1:16.310		33.736	167
3	1:49.536	1:15.812		33.724	167	20	1:49.483	1:15.855		33.628	167
4	1:50.209	1:16.359		33.850	166	21	1:49.435	1:15.747		33.688	166
5	1:49.464	1:15.965		33.499	167	22	1:49.293	1:15.873		33.420	167
6	1:50.386	1:15.839		34.547	167	23	1:49.727	1:16.027		33.700	168
7	2:19.458	1:21.154		58.304	94	24	1:49.341	1:16.062		33.279	168
8	2:24.643	1:41.938		42.705	167	25	1:50.057	1:16.475		33.582	168
9	1:53.199	1:19.237		33.962	168	26	1:49.216	1:15.641		33.576	167
10	1:52.831	1:18.278		34.553	166	27	1:49.637	1:16.268		33.369	167
11	1:51.040	1:17.626		33.414	167	28	1:50.048	1:16.813		33.235	169
12	1:49.733	1:16.326		33.407	167	29	1:49.510	1:16.302		33.208	169
13	1:48.997	1:16.041		32.956	169	30	1:49.482	1:15.840		33.642	168
14	1:55.623	1:15.975				31	1:49.507	1:15.813		33.694	167
15	3:40.346	3:06.198		34.148	167	32	1:50.887	1:16.566		34.321	167
16	1:50.549	1:16.678		33.871	167	33	1:59.739	1:16.841		42.898	73
17	1:50.514	1:16.704		33.810	167						

405 Harold WISSELINK (NLD) BMW Zilhouette 2.0 Sport theoretical besttime: 1:49.703

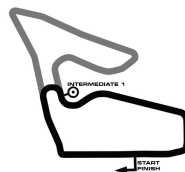
Lap	Time	S1	V1	S2	V2	Lap	Time	S1	V1	S2	V2
1	29:34.799	29:00		33.852	162	6	1:51.701	1:18.193		33.508	162
2	1:51.505	1:17.519		33.986	162	7	1:50.916	1:16.997		33.919	162
3	1:50.635	1:16.915		33.720	158	8	1:49.975	1:16.894		33.081	164
4	1:50.637	1:17.164		33.473	162	9	1:49.828	1:16.854		32.974	162
5	1:49.996	1:16.725		33.267	162	10	2:04.270	1:17.314			

FIA EUROPEAN TRUCK RACE TROPHY

Red Bull Ring, length 4318 m

12.-14. MAY 2017

Supercar Challenge powered by Hankook



Lap Analysis race 2, 14.05.2017

-Reg.No.: CR 01/2017

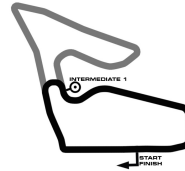
416 John VAN DER VOORT (NLD) Alfa 147 Sport						theoretical besttime: 1:47.674					
Lap	Time	S1	V1	S2	V2	Lap	Time	S1	V1	S2	V2
1	2:09.987	1:34.331		35.656	161	18	1:48.666	1:15.297		33.369	165
2	1:54.247	1:19.207		35.040	163	19	1:50.620	1:16.113		34.507	163
3	1:53.471	1:18.812		34.659	163	20	1:51.455	1:18.142		33.313	165
4	1:53.125	1:18.719		34.406	162	21	1:49.351	1:15.740		33.611	164
5	1:53.966	1:18.926		35.040	160	22	1:49.433	1:16.103		33.330	165
6	1:54.097	1:18.541		35.556	163	23	1:49.785	1:16.420		33.365	166
7	2:03.954	1:23.720		40.234	87	24	1:48.712	1:15.568		33.144	166
8	2:24.026	1:41.238		42.788	128	25	1:48.931	1:15.617		33.314	166
9	2:01.790	1:26.415		35.375	163	26	1:49.077	1:15.903		33.174	165
10	1:53.561	1:18.659		34.902	162	27	1:48.339	1:15.161		33.178	166
11	2:02.993	1:19.246				28	1:48.355	1:15.127		33.228	166
12	3:23.333	2:48.942		34.391	164	29	1:47.803	1:14.831		32.972	166
13	1:53.945	1:18.151		35.794	162	30	1:48.319	1:15.248		33.071	166
14	1:50.674	1:16.673		34.001	164	31	1:48.145	1:15.052		33.093	166
15	1:51.232	1:16.567		34.665	162	32	1:48.294	1:15.275		33.019	167
16	1:49.974	1:16.297		33.677	165	33	1:48.462	1:14.702		33.760	166
17	1:49.407	1:15.711		33.696	165						

FIA EUROPEAN TRUCK RACE TROPHY

Red Bull Ring, length 4318 m

12.-14. MAY 2017

Supercar Challenge powered by Hankook



Lap by Lap race 2, 14.05.2017

-Reg.No.: CR 01/2017

104 Marcel VAN BERLO , Porsche 991 GT3 Cup GT / NLD															
1	1:46.250	2	1:39.309	3	1:37.172	4	1:37.800	5	1:36.161	6	1:36.762	7	1:37.023	8	2:09.242
9	2:22.908	10	1:38.287	11	1:36.721	12	1:36.367	13	1:36.343	14	1:36.600	15	1:36.664	16	1:37.543
pit	1:43.698	pit	2:08.512	19	2:55.797	20	1:38.004	21	1:36.900	22	1:36.630	23	1:36.977	24	1:39.302
25	1:36.676	26	1:37.221	27	1:36.887	28	1:36.857	29	1:36.345	30	1:38.556	31	1:38.518	32	1:36.879
33	1:36.776	34	1:38.145	35	1:37.484	36	1:38.335	37	1:39.466						

107 Roger GROUWELS , Porsche 991 CupPorsche 991 Cuo GT / NLD															
1	1:42.014	2	1:36.089	3	1:35.894	4	1:35.642	5	1:35.436	6	1:36.306	7	1:35.923	8	2:16.730
9	2:23.969	10	1:38.254	11	1:36.232	12	1:37.445	13	1:35.253	14	1:35.275	15	1:35.959	16	1:35.641
17	1:35.574	18	1:35.718	19	1:35.634	20	1:35.875	21	1:36.388	22	1:35.890	pit	1:42.641	24	3:23.023
25	1:36.614	26	1:35.971	27	1:35.787	28	1:36.541	29	1:36.585	30	1:36.551	31	1:35.827	32	1:35.506
33	1:36.064	34	1:35.213	35	1:37.634	36	1:35.900	37	1:37.143						

108 Bob HERBER , Porsche 991 CupPorsche 991 Cuo GT / NLD															
1	1:42.314	2	1:36.286	3	1:35.779	4	1:35.696	5	1:35.453	6	1:36.104	7	1:36.332	8	2:16.948
9	2:23.221	10	1:37.135	11	1:37.299	12	1:36.284	13	1:35.484	14	1:35.710	15	1:36.063	16	1:35.750
17	1:36.319	18	1:35.692	pit	1:42.514	20	3:01.885	21	1:35.936	22	1:36.429	23	1:35.720	24	1:35.650
25	1:35.287	26	1:35.912	27	1:35.681	28	1:35.146	29	1:35.326	30	1:35.769	31	1:35.215	32	1:35.667
33	1:35.846	34	1:36.112	35	1:37.030	36	1:36.814	37	1:36.940						

109 Dirk SCHULZ , Porsche 997 GT3 GT / NLD															
1	1:55.921	2	1:44.230	3	1:44.634	4	1:46.313	5	1:43.748	6	1:44.196	7	1:47.280	8	1:47.266
9	1:59.743	10	1:47.061	11	1:43.672	12	1:42.216	13	1:41.876	14	1:41.809	15	1:42.618	16	1:41.897
17	1:42.372	18	1:42.402	19	1:42.472	pit	1:53.151	21	3:09.689	22	1:42.484	23	1:41.124	24	1:42.144
25	1:42.021	26	1:41.190	27	1:41.608	28	1:43.748	29	1:44.156	30	1:40.827	31	1:41.027	32	1:41.466
33	1:43.520	34	1:41.535	35	1:42.230										

111 Ward SLUYS , BMW M4 Silhouette GT / BEL															
1	1:50.161	2	1:37.032	3	1:35.790	4	1:35.256	5	1:35.067	6	1:35.248	7	1:35.140	8	2:13.523
9	2:22.915	10	1:36.352	11	1:35.658	12	1:34.218	13	1:33.866	14	1:33.923	15	1:34.584	16	1:36.594
17	1:34.686	18	1:34.155	19	1:34.061	20	1:34.592	21	1:35.898	22	1:35.305	pit	1:40.175	24	2:54.621
25	1:36.193	26	1:35.895	pit	1:41.124	28	1:51.089	29	1:35.635	30	1:35.039	31	1:35.183	32	1:34.559
33	1:34.726	34	1:35.106	35	1:36.104	36	1:35.938	37	1:36.146						

113 Edward GROUWELS , Porsche 991 CupPorsche 991 Cuo GT / NLD															
1	1:42.796	2	1:37.343	3	1:36.985	4	1:36.620	5	1:36.579	6	1:36.959	7	1:36.995	8	2:14.071
9	2:24.446	10	1:37.331	11	1:36.212	12	1:36.076	13	1:36.801	14	1:36.727	15	1:36.664	16	1:36.879
17	1:36.710	18	1:36.336	19	1:36.325	pit	1:41.458	21	2:52.818	22	1:37.854	23	1:36.549	24	1:36.470
25	1:37.853	26	1:37.106	27	1:36.977	28	1:36.860	29	1:37.372	30	1:36.991	31	1:37.183	32	1:36.635
33	1:37.367	34	1:37.384	35	1:36.888	36	1:37.596	37	1:37.730						

121 Daan MEIJER , BMW M4 Silhouette GT / NLD															
1	1:45.933	2	1:38.889	3	1:36.783	4	1:36.134	5	1:35.316	6	1:36.204	7	1:35.532	8	2:14.241
9	2:23.048	10	1:36.395	11	1:35.840	12	1:35.955	13	1:35.737	14	1:35.781	15	1:35.307	16	1:35.490
pit	1:50.207														

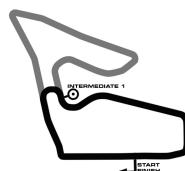
123 Koen BOGAERTS , BMW M4 Silhouette GT / NLD															
1	1:48.693	2	1:45.985	3	1:41.755	pit	1:51.022	5	2:34.617	6	1:36.301	7	2:17.483	8	2:22.402
9	1:38.611	10	1:36.070	11	1:36.312	12	1:37.442	13	1:35.440	14	1:35.647	15	1:35.585	16	1:35.873
pit	1:40.435	18	2:54.776	19	1:35.487	20	1:37.752	21	1:35.670	22	1:35.747	23	1:35.997	24	1:35.947

FIA EUROPEAN TRUCK RACE TROPHY

Red Bull Ring, length 4318 m

12.-14. MAY 2017

Supercar Challenge powered by Hankook



Lap by Lap race 2, 14.05.2017

-Reg.No.: CR 01/2017

25	1:36.232	26	1:35.898	27	1:35.767	28	1:36.249	29	1:35.376	30	1:34.967	31	1:35.027	32	1:34.648
33	1:34.961	34	1:36.400	35	1:36.292	36	1:37.604	37	1:40.575						

126 Jos JANSEN , Porsche 997 Cup GT / NLD

1	1:46.963	2	1:39.169	3	1:38.127	4	1:37.027	5	1:36.567	6	1:38.503	7	1:38.351	8	2:05.849
9	2:25.965	10	1:44.475	11	1:38.497	12	1:38.162	13	1:36.861	14	1:36.861	15	1:37.474	16	1:37.207
17	1:37.261	18	1:38.212	19	1:37.231	20	1:37.777	pit	1:53.056	22	2:52.299	23	1:37.276	24	1:39.899
25	1:38.090	26	1:39.443	27	1:37.399	28	1:37.595	29	1:37.882	30	1:40.552	31	1:38.478	32	1:37.843
pit	1:45.039	34	1:55.049												

127 Cor EUSER , Praga R1 GT / NLD

1	1:56.472	2	1:44.165	3	1:40.921	4	1:40.680	5	1:40.903	6	1:39.087	7	1:43.643	8	1:44.652
9	2:17.916	10	1:50.453	11	1:41.534	12	1:40.813	13	1:39.291	14	1:38.973	15	1:39.249	16	1:38.174
17	1:38.541	18	1:38.145	19	1:37.968	pit	1:44.862	21	2:56.516	22	1:38.587	23	1:37.873	24	1:38.131
25	1:39.034	26	1:38.089	27	1:38.247	28	1:37.871	29	1:37.928	30	1:37.802	31	1:37.526	32	1:39.140
33	1:38.244	34	1:38.687	35	1:39.172	36	1:38.401	37	1:38.327						

144 Fiona JAMES , Praga R1 GT / GBR

1	1:56.433	2	1:44.109	3	1:43.636	4	1:41.590	5	1:40.972	6	1:42.845	7	1:44.818	8	1:43.781
9	2:12.891	10	1:50.119	11	1:42.734	12	1:42.817	13	1:41.912	14	1:41.786	15	1:42.636	16	1:41.770
pit	1:48.103	18	3:08.773	19	1:41.880	20	1:46.388	21	1:42.741	22	1:41.509	23	1:41.911	24	1:41.332
25	1:41.776	26	1:41.566	27	1:42.593	28	1:42.873	29	1:42.324	30	1:44.018	31	1:43.845	32	1:45.026
pit	1:53.963														

157 Harald PAVLAS , Porsche 991 GT3 Cup GT / AUT

1	1:39.238	2	1:36.352	3	1:35.612	4	1:35.351	5	1:35.007	6	1:34.569	7	1:35.148	8	2:20.845
9	2:22.576	10	1:35.588	11	1:34.667	12	1:35.250	13	1:35.728	14	1:37.143	15	1:35.383	16	1:34.995
17	1:35.128	18	1:34.835	19	1:34.215	20	1:34.778	21	1:35.979	22	1:35.261	pit	1:39.894	24	3:26.423
25	1:36.351	26	1:36.991	27	1:48.798	28	1:36.213	29	1:37.417	30	1:37.111	31	1:36.759	32	1:36.449
33	1:36.937	34	1:36.865	35	1:36.046	36	1:36.697	37	1:36.758						

158 Wolfgang TRILLER , Porsche 997 GT3 Cup GT / DEU

1	1:40.194	2	1:35.171	3	1:34.921	4	1:34.875	5	1:35.185	6	1:35.034	7	1:35.721	8	2:20.200
9	2:23.130	10	1:35.593	11	1:34.778	12	1:35.257	13	1:36.438	14	1:36.360	15	1:35.598	16	1:36.566
17	1:37.646	18	1:36.909	pit	1:41.960	20	3:04.503	21	1:36.792	22	1:36.693	23	1:35.337	24	1:35.667
25	1:35.458	pit	2:01.555	27	2:31.487	28	1:34.296	29	1:34.829	30	1:34.373	31	1:34.508	32	1:36.761
pit	3:49.758														

159 Karin SINHART , Porsche 997 GT3 Cup GT / DEU

1	2:08.307	2	1:50.555	3	1:51.135	4	1:49.907	5	1:49.675	6	1:51.907	7	2:15.250	8	2:28.184
9	2:00.609	10	1:51.552	11	1:49.567	12	1:48.611	13	1:49.470	14	1:53.704	15	1:51.915	16	1:50.890
pit	1:57.005	18	3:44.944	19	1:53.812	20	1:50.332	21	1:53.011	22	1:50.808	23	1:50.440	24	1:52.143
25	1:52.272	26	1:51.559	27	1:52.543	28	1:50.281	29	1:54.176	30	1:50.817	31	1:49.168	32	1:51.693

169 Aart BOSMANN , Porsche 991 CupPorsche 991 Cuo GT / NLD

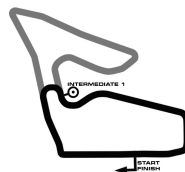
1	1:45.772	2	1:40.028	3	1:39.162	4	1:37.634	5	1:37.866	6	1:37.139	7	1:37.491	8	2:06.396
9	2:24.796	10	1:44.436	11	1:38.426	12	1:39.057	13	1:37.334	14	1:37.580	15	1:38.284	16	1:38.399
17	1:37.863	18	1:41.624	19	1:38.804	pit	1:43.676	21	2:57.747	22	1:38.152	23	1:39.844	24	1:40.116
25	1:36.891	26	1:38.691	27	1:38.299	28	1:37.826	29	1:39.002	30	1:39.613	31	1:38.935	32	1:39.037
33	1:40.717	34	1:41.308	35	1:39.127	36	1:40.028	37	1:38.526						

FIA EUROPEAN TRUCK RACE TROPHY

Red Bull Ring, length 4318 m

12.-14. MAY 2017

Supercar Challenge powered by Hankook



Lap by Lap race 2, 14.05.2017

-Reg.No.: CR 01/2017

201 Dennis DE BORST , Seat Sport Leon Cup Racer SupSport 1 / NLD															
1	1:52.023	2	1:42.126	3	1:40.119	4	1:40.015	5	1:40.215	6	1:39.972	7	1:45.246	8	1:49.189
9	2:18.850	10	1:45.744	11	1:40.361	12	1:41.432	13	1:40.553	14	1:40.406	pit	1:45.835	16	3:02.552
17	1:40.236	18	1:40.086	19	1:40.785	20	1:41.302	21	1:40.937	22	1:40.616	23	1:40.941	24	1:40.473
25	1:40.279	26	1:41.250	27	1:41.479	28	1:40.263	29	1:40.238	30	1:39.935	31	1:40.012	32	1:39.708
33	1:39.873	34	1:41.656	35	1:40.370	36	1:39.831								

202 Dennis HOUWELING , Seat Sport Leon Cup Racer SupSport 1 / NLD															
1	1:48.989	2	1:42.410	3	1:39.748	4	1:39.560	5	1:40.817	6	1:40.623	7	1:44.150	8	1:49.515
9	2:21.385	10	1:46.082	11	1:39.964	12	1:40.135	13	1:40.748	14	1:40.055	15	1:40.610	pit	1:45.445
17	3:23.180	18	1:53.092	19	1:40.489	20	1:42.065	21	1:41.424	22	1:41.401	23	1:40.889	24	1:40.473
25	1:40.111	26	1:41.451	27	1:40.546	28	1:40.498	29	1:40.409	30	1:41.444	31	1:40.890	32	1:41.721
33	1:41.596														

203 Priscilla SPEELMAN , Seat Sport Leon Cup Racer SupSport 1 / NLD															
1	1:51.418	2	1:41.958	3	1:40.380	4	1:40.225	5	1:40.072	6	1:39.902	7	1:45.176	8	1:49.134
9	2:19.389	10	1:48.854	11	1:40.761	12	1:40.118	pit	1:47.638	14	3:13.653	15	1:41.080	16	1:39.483
17	1:40.486	18	1:40.134	19	1:39.817	20	1:40.965	21	1:40.103	22	1:39.770	23	1:39.424	24	1:39.799
25	1:39.952	26	1:40.477	27	1:39.648	28	1:40.947	29	1:39.892	30	1:39.726	31	1:40.054	32	1:40.336
33	1:40.004	34	1:40.261	35	1:39.725	36	1:39.365								

204 Eric VAN DEN MUNCKHOF , BMW Z4 Coupe GTR SupSport 1 / NLD															
1	1:49.497	2	1:42.409	3	1:40.612	4	1:40.230	5	1:40.180	6	1:40.132	7	1:43.777	8	1:49.679
9	2:20.847	10	1:46.931	11	1:40.131	pit	1:48.903	13	3:17.492	14	1:40.974	15	1:40.634	16	1:40.424
17	1:41.378	18	1:40.191	19	1:40.647	20	1:40.401	21	1:41.580	22	1:41.398	23	1:43.164	24	1:41.496
25	1:41.151	26	1:40.381	27	1:40.406	28	1:42.203	29	1:40.331	30	1:40.398	31	1:40.119	32	1:40.618
33	1:41.012	34	1:40.557	35	1:42.323	36	1:41.571								

208 Ted VAN VLIET , BMW E92 V8 SupSport 1 / NLD															
1	2:01.666	2	1:55.106	3	1:54.798	4	1:54.619	pit	2:17.920						

210 Kosta KANAROGLOU , Ginetta G50 SupSport 1 / GRE															
1	1:53.113	2	1:44.168	3	1:41.807	4	1:42.629	5	1:42.015	6	1:40.955	7	1:42.155	8	1:46.027
9	2:16.368	10	1:45.460	11	1:40.869	12	1:40.416	13	1:40.442	14	1:40.333	pit	1:46.310	16	2:57.935
17	1:41.202	18	1:41.002	19	1:42.152	20	1:41.198	21	1:40.312	22	1:40.365	23	1:39.986	24	1:40.670
25	1:40.322	26	1:39.990	27	1:40.012	28	1:40.007	29	1:41.357	30	1:40.404	31	1:40.307	32	1:40.349
33	1:40.166	34	1:39.919	35	1:40.613	36	1:40.364								

222 Ronald VAN LOON , BMW M E46 3.2 SupSport 1 / NLD															
1	1:52.054	2	1:43.792	3	1:42.957	4	1:43.422	5	1:43.692	6	1:43.096	7	1:43.374	8	1:43.169
9	2:14.780	10	1:48.367	11	1:43.654	pit	1:49.239	13	3:00.197	14	1:41.028	15	1:41.275	16	1:41.032
17	1:41.665	18	1:41.013	19	1:41.206	20	1:41.477	21	1:41.714	22	1:41.070	23	1:40.963	24	1:41.249
25	1:41.666	26	1:41.054	27	1:41.138	28	1:40.609	29	1:41.585	30	1:41.305	31	1:40.722	32	1:40.533
33	1:40.902	34	1:41.074	35	1:41.149	36	1:41.080								

245 Robert VAN DEN BERG , BMW SupSport 1 / NLD															
1	1:53.126	2	1:43.824	3	1:43.507	4	1:42.884	5	1:43.225	6	1:42.799	7	1:44.602	8	1:43.755
9	2:12.961	10	1:46.540	11	1:43.146	pit	1:48.787	13	3:00.788	14	1:42.417	15	1:42.681	16	1:42.299
17	1:42.327	18	1:41.985	19	1:41.800	20	1:41.534	21	1:41.616	22	1:41.625	23	1:43.237	24	1:42.815
25	1:41.477	26	1:41.207	27	1:41.339	28	1:41.422	29	1:41.757	30	1:44.795	31	1:41.756	32	1:42.458
33	1:42.222	34	1:41.558	35	1:42.601	36	1:45.399								

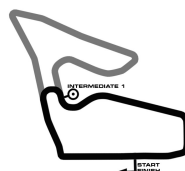
FIA EUROPEAN TRUCK RACE TROPHY

Red Bull Ring, length 4318 m

12.-14. MAY 2017

Supercar Challenge powered by Hankook

Lap by Lap race 2, 14.05.2017



-Reg.No.: CR 01/2017

259 Marcel VAN DE MAAT , BMW E46 GTR SupSport 1 / NLD															
1	1:49.870	2	1:42.367	3	1:40.689	4	1:40.556	5	1:40.063	6	1:39.883	7	1:44.674	8	1:49.242
9	2:20.164	pit	3:01.158												

263 Dan STRINGFELLOW , BMW M E46 3.2 SupSport 1 / NLD															
1	1:52.648	2	1:42.135	3	1:40.606	4	1:40.461	5	1:39.599	6	1:39.442	7	3:28.733	8	2:20.425
9	1:42.030	10	1:41.882	11	1:41.326	pit	1:47.192	13	3:03.447	14	1:41.825	15	1:39.597	16	1:41.930
17	1:40.844	18	1:40.805	19	1:40.073	20	1:40.112	21	1:40.105	22	1:39.916	23	1:41.416	24	1:39.676
25	1:40.020	26	1:40.202	27	1:39.973	28	1:40.708	29	1:39.843	30	1:40.032	31	1:39.854	32	1:40.936
33	1:39.800	34	1:41.845	35	1:40.621										

305 Michael SMITH , Seat Leon Supercoppa MK11 SupSport 2 / GBR															
1	1:58.971	2	1:47.183	3	1:47.067	4	1:45.878	5	1:45.196	6	1:45.793	7	1:51.234	8	1:48.010
9	1:46.818	10	1:46.287	11	1:45.623	pit	1:53.448	13	3:24.793	14	1:46.536	15	1:45.720	16	1:45.690
17	1:48.999	18	1:46.041	19	1:46.388	20	1:46.193	21	1:47.014	22	1:45.152	23	1:47.460	24	1:46.711
25	1:46.707	26	1:45.574	27	1:47.597	28	1:47.221	29	1:46.469	30	1:48.094	31	1:45.888	32	1:48.969
33	1:48.374	34	1:44.451												

324 Ollie TAYLOR , BMW E90 SupSport 2 / GBR															
1	1:53.825	2	1:43.880	3	1:43.292	4	1:43.768	5	1:44.331	6	1:43.330	7	1:43.512	8	1:43.977
9	2:11.742	10	1:49.228	11	1:43.848	12	1:43.777	13	1:43.615	14	1:41.896	pit	1:47.618	16	3:22.730
17	1:43.135	18	1:42.999	19	1:42.969	20	1:44.495	21	1:42.397	22	1:42.962	23	1:43.451	24	1:43.578
25	1:44.710	26	1:44.675	27	1:47.627	28	1:44.989	29	1:45.591	30	1:45.833	31	1:42.801	32	1:48.900
33	1:49.627	34	1:59.391	35	2:18.352										

402 Chris VOET , Peugeot RCZ Cup Sport / BEL															
1	2:03.567	2	1:50.424	3	1:49.536	4	1:50.209	5	1:49.464	6	1:50.386	7	2:19.458	8	2:24.643
9	1:53.199	10	1:52.831	11	1:51.040	12	1:49.733	13	1:48.997	pit	1:55.623	15	3:40.346	16	1:50.549
17	1:50.514	18	1:50.235	19	1:50.046	20	1:49.483	21	1:49.435	22	1:49.293	23	1:49.727	24	1:49.341
25	1:50.057	26	1:49.216	27	1:49.637	28	1:50.048	29	1:49.510	30	1:49.482	31	1:49.507	32	1:50.887
33	1:59.739														

405 Harold WISSELINK , BMW Zilhouette 2.0 Sport / NLD															
1	29:34.799	2	1:51.505	3	1:50.635	4	1:50.637	5	1:49.996	6	1:51.701	7	1:50.916	8	1:49.975
9	1:49.828	pit	2:04.270												

416 John VAN DER VOORT , Alfa 147 Sport / NLD															
1	2:09.987	2	1:54.247	3	1:53.471	4	1:53.125	5	1:53.966	6	1:54.097	7	2:03.954	8	2:24.026
9	2:01.790	10	1:53.561	pit	2:02.993	12	3:23.333	13	1:53.945	14	1:50.674	15	1:51.232	16	1:49.974
17	1:49.407	18	1:48.666	19	1:50.620	20	1:51.455	21	1:49.351	22	1:49.433	23	1:49.785	24	1:48.712
25	1:48.931	26	1:49.077	27	1:48.339	28	1:48.355	29	1:47.803	30	1:48.319	31	1:48.145	32	1:48.294
33	1:48.462														

FIA EUROPEAN TRUCK RACE TROPHY

Red Bull Ring, length 4318 m

12.-14. MAY 2017

Supercar Challenge powered by Hankook



-Reg.No.: CR 01/201

Pitstop (Strn. Chronology) race 2

Car	Driver	Team	at Lap	pit in	pit out	duration	Sum
104	VAN BERLO Marcel	Van de Pas Racing	17	11:17:27.869	11:17:57.865	29.9	29.996
104	VAN BERLO Marcel	Van de Pas Racing	18	11:19:35.984	11:20:59.725	1:23	1:53.737
107	GROUWELS Roger	Team Raceart	23	11:26:52.651	11:28:44.636	1:51	1:51.985
108	HERBER Bob	JR Motorsport	19	11:20:28.370	11:22:01.343	1:32	1:32.973
109	SCHULZ Dirk	Topper Team	20	11:23:38.158	11:25:08.404	1:30	1:30.246
111	SLUYS Ward	JR Motorsport	23	11:26:36.957	11:28:01.825	1:24	1:24.868
111	SLUYS Ward	JR Motorsport	27	11:34:24.961	11:34:46.824	21.8	1:46.731
113	GROUWELS Edward	Team Raceart	20	11:22:12.985	11:23:34.376	1:21	1:21.391
123	BOGAERTS Koen	SDWShipping by JR Motor:	4	10:55:30.504	10:56:33.610	1:03	1:03.106
123	BOGAERTS Koen	SDWShipping by JR Motor:	17	11:18:53.022	11:20:15.907	1:22	2:25.991
126	JANSEN Jos	JJ Racing	21	11:24:21.979	11:25:42.902	1:20	1:20.923
126	JANSEN Jos	JJ Racing	33	11:45:23.653	11:45:46.373	22.7	1:43.643
127	EUSER Cor	Cor Euser Racing	20	11:22:57.857	11:24:23.939	1:26	1:26.082
144	JAMES Fiona	BlueBerry Racing	17	11:18:26.223	11:19:57.012	1:30	1:30.789
157	PAVLAS Harald	Kogelbauer Motorsport	23	11:26:36.226	11:28:33.022	1:56	1:56.796
158	TRILLER Wolfgang	Kogelbauer Motorsport	19	11:20:24.262	11:21:58.521	1:34	1:34.259
159	SINHART Karin	Kogelbauer Motorsport	17	11:21:20.459	11:23:16.007	1:55	1:55.548
169	BOSMANN Aart	ABOG Racing	20	11:22:44.624	11:24:07.650	1:23	1:23.026
201	DE BORST Dennis	Febo Racing Team	15	11:14:44.492	11:16:11.870	1:27	1:27.378
202	HOUWELING Dennis	Ferry Monster Motorsport	16	11:16:23.112	11:18:12.139	1:49	1:49.027
203	SPEELMAN Priscilla	Ferry Monster Motorsport	13	11:11:26.988	11:13:07.347	1:40	1:40.359
204	VAN DEN MUNCKHOF Eric	Munckhof Racing	12	11:09:45.512	11:11:28.463	1:42	1:42.951
210	KANAROGLOU Kosta	E2P Racing	15	11:14:46.052	11:16:07.967	1:21	1:21.915
222	VAN LOON Ronald	BlueBerry Racing	12	11:09:53.648	11:11:20.112	1:26	1:26.464
245	VAN DEN BERG Robert	Harders Plaza	12	11:09:52.211	11:11:15.631	1:23	1:23.420
263	STRINGFELLOW Dan	Intersport Racing	12	11:11:18.473	11:12:48.623	1:30	1:30.150
305	SMITH Michael	PDS Racing	12	11:10:04.239	11:11:48.831	1:44	1:44.592
324	TAYLOR Ollie	West Suffolk Racing	15	11:15:05.399	11:16:48.392	1:42	1:42.993
402	VOET Chris	Traxx Racing Team	14	11:15:31.912	11:17:27.014	1:55	1:55.102
416	VAN DER VOORT John	Kustlicht	11	11:10:27.866	11:12:05.404	1:37	1:37.538

FIA EUROPEAN TRUCK RACE TROPHY

Red Bull Ring, length 4318 m

12.-14. MAY 2017

Supercar Challenge powered by Hankook

Starting grid race 2



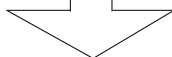
-Reg.No.: CR 01/201

111	SLUYS Ward SCHOUTEN Bas	2:14.272
416	VAN DER VOORT John VAN DER SLOOT Sandra	1:53.149
402	VOET Chris VAN DEN BROECK Bart	1:49.525
144	JAMES Fiona	1:45.345
305	SMITH Michael	1:45.047
324	TAYLOR Ollie	1:43.977
201	DE BORST Dennis DE KLEIJN Martin	1:41.746
222	VAN LOON Ronald VAN LOON Luuk	1:41.182
202	HOUWELING Dennis	1:40.621
203	SPEELMAN Priscilla KROES Danny	1:40.248
123	BOGAERTS Koen VAN SOELEN Pieter	1:39.404
104	VAN BERLO Marcel	1:37.665
108	HERBER Bob	1:37.075
107	GROUWELS Roger	1:35.214
157	PAVLAS Harald SVEPES Dieter	1:34.667

Pole Position

15
14
13
12
11
10
9
8
7
6
5
4
3
2
1

127	EUSER Cor	
405	WISSELINK Harold TAPPEL Henk	1:57.170
159	SINHART Karin	1:52.050
109	SCHULZ Dirk	1:45.572
208	VAN VLIET Ted	1:45.050
263	STRINGFELLOW Dan	1:44.852
210	KANAROGLOU Kosta	1:42.674
245	VAN DEN BERG Robert VAN DEN BERG Benjamin	1:41.333
259	VAN DE MAAT Marcel SCHREURS Peter	1:41.040
204	VAN DEN MUNCKHOF Eric	1:40.594
126	JANSEN Jos	1:39.429
169	BOSMANN Aart	1:38.929
121	MEIJER Daan	1:37.188
113	GROUWELS Edward	1:37.049
158	TRILLER Wolfgang	1:35.211



Subject to final scrutineering !

