



DUTCH SUPERCAR CHALLENGE SUPER GT & GTB

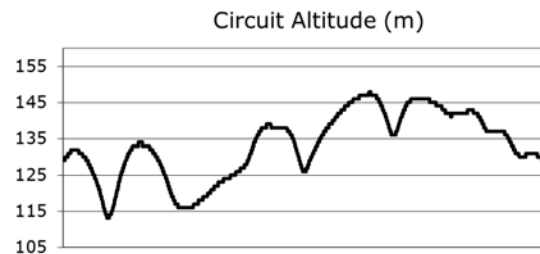
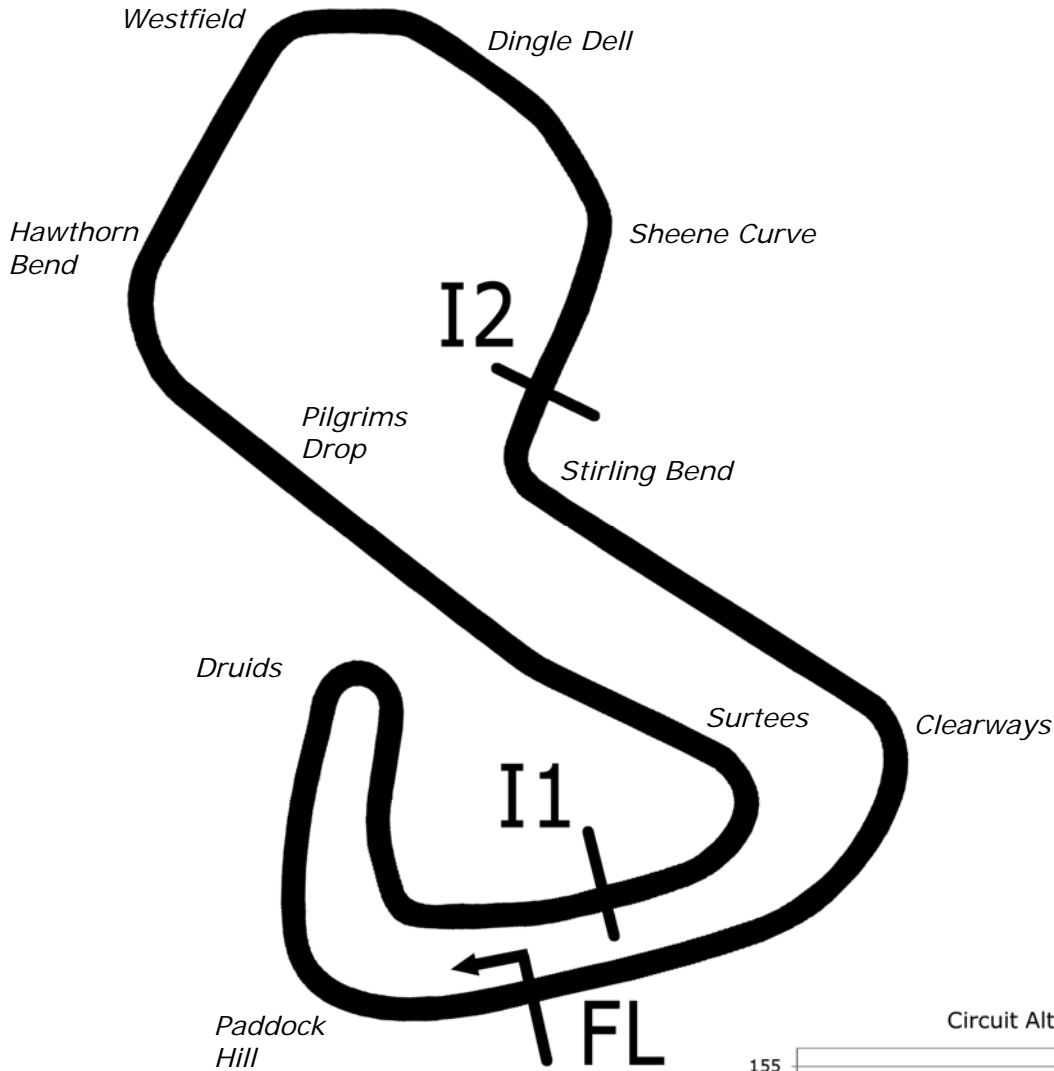
Brands Hatch GP Circuit

12th / 13th September 2015



Results Provided by Timing Solutions Ltd
www.tsl-timing.com

Brands Hatch GP



Length	2.4332 miles	3916.0 m	
FL		51.36032 N	0.26032 E
I1	1116m	51.35934 N	0.25955 E
I2	2928m	51.35532 N	0.26250 E
Pit Entry	3646m	51.35911 N	0.25743 E
Pit Exit	26m after FL	51.36027 N	0.26078 E
Pit Entry-Pit Exit 277m, 16.6s @60kph, 12.4s @80kph			

All results available at www.tsl-timing.com

Supercar Challenge - Super GT & GTB

FREE PRACTICE SESSION - CLASSIFICATION

POS	NO	CL	PIC	DRIVER / TEAM	CAR	TIME	ON	LAPS	GAP	DIFF	MPH
1	101	SGT	1	GROUWELS/SNOEKS Team RaceArt	Dodge Viper GT3-R	1:24.758	7	22			103.35
2	141	SGT	2	James ABBOTT Radical UK	Radical RXC V6 Turbo	1:26.579	15	18	1.821	1.821	101.17
3	110	SGT	3	VANDIERENDONCK/HAMILTON Shipex SRT Racing	Corvette ZR1 GTE	1:28.048	7	20	3.290	1.469	99.48
4	102	SGT	4	Henry ZUMBRINK Volvo Reede Racing by DayVTec	Volvo S60 V8	1:28.545	9	12	3.787	0.497	98.93
5	106	SGT	5	KOEBOLT/CARANSA DayVTec	Volvo S60 V8	1:29.379	19	21	4.621	0.834	98.00
6	134	SGT	6	Kevin CLARKE ING Sport	BMW Z4 GT3	1:31.213	11	11	6.455	1.834	96.03
7	337	GTB	1	MCKAY/BRADSHAW In2Racing	Porsche 991 GT3 CUP Car	1:31.272	17	17	6.514	0.059	95.97
8	805	GTB	2	DONTJE/KOOL DayVTec	Corvette GT4	1:31.561	17	17	6.803	0.289	95.67
9	305	GTB	3	DONTJE/KOOL DayVTec	Corvette GT4	1:31.644	21	21	6.886	0.083	95.58
10	173	SGT	7	Berry van ELK BlueBerry Racing	Mosler MT900R	1:31.705	15	16	6.947	0.061	95.52
11	399	GTB	4	LAMSTER/MOLENAAR Euroseal / EMG Motorsport	Porsche 997 GT3	1:32.891	18	18	8.133	1.186	94.30
12	192	SGT	8	Colin WHITE Privateer	Ginetta GT3	1:33.068	14	15	8.310	0.177	94.12
13	375	GTB	5	Ward SLUYS JR Motorsport	BMW M4 Silhouette	1:33.252	10	10	8.494	0.184	93.93
14	191 *	SGT	9	DOWLING/COOK	TVR Sagaris	1:35.621	4	18	10.863	2.369	91.61
15	376	GTB	6	Bob HERBER JR Motorsport	BMW M4 Silhouette	1:35.632	9	10	10.874	0.011	91.59
16	350	GTB	7	Ian DONALDSON Intersport Racing	Porsche 997 Cup	1:35.902	6	12	11.144	0.270	91.34
17	369	GTB	8	Aart BOSMAN ABW Racing	Porsche 997 GT3	1:37.041	16	19	12.283	1.139	90.26
18	309	GTB	9	Dirk SCHULZ Topper Team	Porsche 997 GT3	1:41.842	17	18	17.084	4.801	86.01
19	136	SGT	10	Fiona JAMES		2:01.529	3	3	36.771	19.687	72.08
20	111	SGT	11	Henk THUIS Radical Benelux	Radical RXC			1			
21	170	SGT	12	Kevin RILEY KRM-Staffs Racing	Mosler MT900R			1			

* Car 191 - Transponder not working - please fix or you may be missed / ignored in the next session.

Weather / Track : Cloudy / Dry

These results are provisional until the conclusion of any judicial and technical matters.

Brands Hatch GP

Circuit Length = 2.4332 miles

Start: 09:43 Flag 00:00 End: 10:23

Clerk Of Course :	Timekeeper :
-------------------	--------------

Supercar Challenge - Super GT & GTB

FREE PRACTICE SESSION - SECTOR ANALYSIS

SECTOR 1 = FL to I1, SECTOR 2 = I1 to I2, SECTOR 3 = I2 to FL, DIFF = Difference To Personal Best Lap

P1 101 SGT GROUWELS/SNOEKS		Dodge Viper GT3-R - Team RaceArt								
IDEAL LAP TIME : 1:24.758		BEST LAP TIME : 1:24.758			DIFFERENCE : 0.000					
LAP	SECTOR 1	SECTOR 2		SECTOR 3		LAP TIME	MPH	DIFF	TIME OF DAY	
1 -	OUTLAP	85.2	46.643	81.5	23.279	141.8	1:51.957	78.24	27.199	09:45:51.507
2 -	30.247	104.8	41.475	90.1	21.793	146.8	1:33.515	93.67	8.757	09:47:25.022
3 -	28.765	85.7	41.897	94.2	21.524	145.8	1:32.186	95.02	7.428	09:48:57.208
4 -	29.379	114.9	39.530	96.2	21.142	146.2	1:30.051	97.27	5.293	09:50:27.259
5 -	27.768	119.8	39.230	102.2	21.708	144.0	1:28.706 (3)	98.75	3.948	09:51:55.965
6 -	27.453	119.8	37.682	101.6	20.243	147.1	1:25.378 (2)	102.60	0.620	09:53:21.343
7 -	27.267	120.2	37.329	103.5	20.162	142.1	1:24.758 (1)	103.35		09:54:46.101
8 -	29.960	110.7	41.100	92.5	IN PIT		4:33.334 P	32.04	3:08.576	09:59:19.435
9 -	OUTLAP	89.8	50.017	77.5	24.300	129.5	1:55.161	76.06	30.403	10:01:14.596
10 -	31.955	108.0	43.098	85.2	23.384	140.9	1:38.437	88.98	13.679	10:02:53.033
11 -	29.849	113.9	41.490	92.6	21.530	144.6	1:32.869	94.32	8.111	10:04:25.902
12 -	31.414	114.3	42.036	86.9	21.891	145.5	1:35.341	91.87	10.583	10:06:01.243
13 -	31.282	109.1	42.007	96.4	21.160	147.1	1:34.449	92.74	9.691	10:07:35.692
14 -	29.824	104.6	44.751	80.3	22.965	135.2	1:37.540	89.80	12.782	10:09:13.232
15 -	29.590	111.8	42.318	93.4	21.678	142.7	1:33.586	93.60	8.828	10:10:46.818
16 -	28.758	112.4	39.934	97.9	21.090	146.5	1:29.782	97.56	5.024	10:12:16.600
17 -	28.788	112.5	39.836	96.2	20.966	146.8	1:29.590	97.77	4.832	10:13:46.190
18 -	28.636	116.1	40.628	99.4	21.016	146.5	1:30.280	97.02	5.522	10:15:16.470
19 -	28.470	116.1	39.537	96.1	20.927	146.8	1:28.934	98.49	4.176	10:16:45.404
20 -	29.352	113.1	39.611	96.0	20.962	147.1	1:29.925	97.41	5.167	10:18:15.329
21 -	28.517	117.3	39.967	97.8	20.943	146.5	1:29.427	97.95	4.669	10:19:44.756
22 -	28.456	117.3	40.752	95.0	21.359	145.8	1:30.567	96.72	5.809	10:21:15.323

P2 141 SGT James ABBOTT		Radical RXC V6 Turbo - Radical UK								
IDEAL LAP TIME : 1:26.519		BEST LAP TIME : 1:26.579			DIFFERENCE : 0.060					
LAP	SECTOR 1	SECTOR 2		SECTOR 3		LAP TIME	MPH	DIFF	TIME OF DAY	
1 -	OUTLAP	72.0	47.959	81.9	24.911	129.0	1:53.591	77.11	27.012	09:46:06.636
2 -	33.310	96.2	45.866	79.4	23.084	133.1	1:42.260	85.66	15.681	09:47:48.896
3 -	31.759	105.8	40.349	92.8	21.641	144.9	1:33.749	93.43	7.170	09:49:22.645
4 -	28.820	113.1	38.501	104.2	21.244	144.0	1:28.565	98.90	1.986	09:50:51.210
5 -	29.587	103.0	39.121	101.5	IN PIT		2:51.033 P	51.21	1:24.454	09:53:42.243
6 -	OUTLAP	112.0	38.571	97.9	21.017	145.5	1:31.232	96.01	4.653	09:55:13.475
7 -	28.461	112.2	40.372	81.4	21.664	144.3	1:30.497	96.79	3.918	09:56:43.972
8 -	28.171	116.5	38.061	103.5	20.833	143.7	1:27.065 (2)	100.61	0.486	09:58:11.037
9 -	28.019	116.7	38.899	101.3	20.647	144.0	1:27.565	100.03	0.986	09:59:38.602
10 -	27.965	116.7	42.396	95.4	IN PIT		6:08.881 P	23.74	4:42.302	10:05:47.483
11 -	OUTLAP	101.5	41.212	97.6	21.657	144.9	1:46.987	81.87	20.408	10:07:34.470
12 -	30.226	111.6	41.025	98.8	20.811	144.3	1:32.062	95.15	5.483	10:09:06.532
13 -	28.262	116.5	40.820	96.6	20.765	145.2	1:29.847	97.49	3.268	10:10:36.379
14 -	28.156	117.1	38.420	101.0	20.706	144.3	1:27.282 (3)	100.36	0.703	10:12:03.661
15 -	27.905	116.9	37.967	103.8	20.707	144.0	1:26.579 (1)	101.17		10:13:30.240
16 -	28.191	116.1	39.666	99.8	IN PIT		5:18.339 P	27.51	3:51.760	10:18:48.579
17 -	OUTLAP	111.2	38.986	98.9	20.929	143.0	1:32.416	94.78	5.837	10:20:20.995
18 -	28.292	117.5	38.294	102.9	21.995	140.1	1:28.581	98.89	2.002	10:21:49.576

P3 110 SGT VANDIERENDONCK/HAMILTON		Corvette ZR1 GTE - Shipex SRT Racing								
IDEAL LAP TIME : 1:27.785		BEST LAP TIME : 1:28.048			DIFFERENCE : 0.263					
LAP	SECTOR 1	SECTOR 2		SECTOR 3		LAP TIME	MPH	DIFF	TIME OF DAY	
1 -	OUTLAP	90.0	46.853	76.5	22.898	138.6	1:46.557	82.20	18.509	09:46:21.978
2 -	29.780	110.9	40.898	94.3	21.795	139.2	1:32.473	94.72	4.425	09:47:54.451
3 -	28.998	114.1	44.630	84.6	21.587	140.9	1:35.215	92.00	7.167	09:49:29.666
4 -	28.559	115.3	38.886	102.4	21.199	140.6	1:28.644 (3)	98.82	0.596	09:50:58.310
5 -	28.711	114.7	39.678	99.5	IN PIT		2:54.035 P	50.33	1:25.987	09:53:52.345
6 -	OUTLAP	115.7	40.411	97.3	21.315	140.9	1:32.364	94.84	4.316	09:55:24.709
7 -	27.982	114.9	38.956	104.2	21.110	141.2	1:28.048 (1)	99.48		09:56:52.757
8 -	28.442	115.3	38.693	103.5	21.190	142.1	1:28.325 (2)	99.17	0.277	09:58:21.082
9 -	29.903	114.3	40.816	101.6	IN PIT		3:59.393 P	36.59	2:31.345	10:02:20.475
10 -	OUTLAP	75.7	51.881	77.9	24.220	135.2	1:54.489	76.51	26.441	10:04:14.964

Weather / Track : Cloudy / Dry

Brands Hatch GP

Circuit Length = 2.4332 miles

Start: 09:43 Flag 00:00 End: 10:23

Supercar Challenge - Super GT & GTB

FREE PRACTICE SESSION - SECTOR ANALYSIS

SECTOR 1 = FL to I1, SECTOR 2 = I1 to I2, SECTOR 3 = I2 to FL, DIFF = Difference To Personal Best Lap

11 -	30.751	105.0	45.398	88.5	23.280	136.1	1:39.429	88.10	11.381	10:05:54.393	
12 -	31.240	104.6	45.273	86.7	23.458	136.9	1:39.971	87.62	11.923	10:07:34.364	
13 -	32.514	107.2	44.770	89.2	23.287	136.6	1:40.571	87.10	12.523	10:09:14.935	
14 -	30.489	103.5	44.493	89.2	IN PIT		2:56.969	P	49.49	1:28.921	10:12:11.904
15 -	OUTLAP	88.6	44.074	90.5	22.506	139.8	1:40.514	87.15	12.466		10:13:52.418
16 -	29.698	112.9	43.085	95.0	22.288	138.9	1:35.071	92.14	7.023		10:15:27.489
17 -	29.475	113.1	43.102	93.2	22.159	139.8	1:34.736	92.46	6.688		10:17:02.225
18 -	29.258	113.1	42.635	96.0	22.009	139.8	1:33.902	93.28	5.854		10:18:36.127
19 -	29.447	113.5	42.166	95.8	21.777	140.6	1:33.390	93.79	5.342		10:20:09.517
20 -	29.411	93.4	42.925	93.9	22.108	139.8	1:34.444	92.75	6.396		10:21:43.961

P4 102 SGT Henry ZUMBRINK

Volvo S60 V8 - Volvo Reede Racing by DayVTec

IDEAL LAP TIME : 1:28.528

BEST LAP TIME : 1:28.545

DIFFERENCE : 0.017

LAP	SECTOR 1	SECTOR 2	SECTOR 3	LAP TIME	MPH	DIFF	TIME OF DAY				
1 -	OUTLAP	75.4	50.076	73.5	IN PIT		4:23.187	P	33.28	2:54.642	09:48:28.638
2 -	OUTLAP	108.2	46.250	87.7	22.006	147.1	1:43.194	84.88	14.649		09:50:11.832
3 -	29.889	110.5	40.909	95.7	IN PIT		3:55.172	P	37.24	2:26.627	09:54:07.004
4 -	OUTLAP	114.7	39.390	100.4	22.015	142.4	1:34.873	92.33	6.328		09:55:41.877
5 -	29.385	119.4	39.434	95.1	21.024	148.7	1:29.843	97.50	1.298		09:57:11.720
6 -	29.666	119.6	39.188	98.8	21.127	148.7	1:29.981	97.35	1.436		09:58:41.701
7 -	29.036	116.5	39.319	96.8	20.920	147.4	1:29.275	(2)	98.12	0.730	10:00:10.976
8 -	28.704	119.4	39.759	94.1	22.020	149.1	1:30.483	96.81	1.938		10:01:41.459
9 -	28.479	118.9	39.179	96.5	20.887	149.7	1:28.545	(1)	98.93		10:03:10.004
10 -	28.620	108.9	40.919	94.2	IN PIT		6:29.442	P	22.49	5:00.897	10:09:39.446
11 -	OUTLAP	109.6	41.838	93.7	21.344	148.4	1:37.906	89.47	9.361		10:11:17.352
12 -	29.177	118.7	39.386	94.9	20.870	150.1	1:29.433	(3)	97.94	0.888	10:12:46.785

P5 106 SGT KOEBOLT/CARANSA

Volvo S60 V8 - DayVTec

IDEAL LAP TIME : 1:29.229

BEST LAP TIME : 1:29.379

DIFFERENCE : 0.150

LAP	SECTOR 1	SECTOR 2	SECTOR 3	LAP TIME	MPH	DIFF	TIME OF DAY				
1 -	OUTLAP	85.9	50.925	75.8	24.037	140.1	1:58.101	74.17	28.722		09:49:08.259
2 -	33.113	106.8	44.301	80.7	23.398	143.3	1:40.812	86.89	11.433		09:50:49.071
3 -	31.570	101.5	43.021	92.6	21.992	145.5	1:36.583	90.69	7.204		09:52:25.654
4 -	30.408	109.8	41.911	96.9	21.597	146.5	1:33.916	93.27	4.537		09:53:59.570
5 -	29.510	114.1	41.041	98.8	21.289	148.1	1:31.840	95.38	2.461		09:55:31.410
6 -	29.307	111.1	41.249	97.6	21.184	147.1	1:31.740	95.48	2.361		09:57:03.150
7 -	29.273	117.1	42.359	93.2	21.631	147.4	1:33.263	93.92	3.884		09:58:36.413
8 -	29.220	118.3	40.141	96.4	21.168	147.1	1:30.529	96.76	1.150		10:00:06.942
9 -	29.380	117.1	42.012	77.1	IN PIT		3:18.645	P	44.09	1:49.266	10:03:25.587
10 -	OUTLAP	88.3	45.741	82.1	22.936	143.3	1:45.955	82.67	16.576		10:05:11.542
11 -	30.871	105.6	42.509	88.8	21.929	144.6	1:35.309	91.90	5.930		10:06:46.851
12 -	30.055	107.7	41.418	95.3	21.166	145.5	1:32.639	94.55	3.260		10:08:19.490
13 -	29.557	113.9	41.351	97.5	21.511	145.8	1:32.419	94.78	3.040		10:09:51.909
14 -	29.387	112.7	40.646	98.5	21.124	145.2	1:31.157	96.09	1.778		10:11:23.066
15 -	29.003	114.9	40.218	97.3	21.093	146.2	1:30.314	(3)	96.99	0.935	10:12:53.380
16 -	28.577	116.5	40.774	97.2	21.514	146.8	1:30.865	96.40	1.486		10:14:24.245
17 -	29.447	106.8	41.673	96.9	21.247	146.2	1:32.367	94.83	2.988		10:15:56.612
18 -	28.733	116.5	39.891	100.3	20.979	146.8	1:29.603	(2)	97.76	0.224	10:17:26.215
19 -	28.727	113.9	39.878	98.9	20.774	147.1	1:29.379	(1)	98.00		10:18:55.594
20 -	29.627	112.2	40.597	91.4	21.632	147.1	1:31.856	95.36	2.477		10:20:27.450
21 -	29.451	111.2	41.124	98.9	21.194	146.2	1:31.769	95.45	2.390		10:21:59.219

P6 134 SGT Kevin CLARKE

BMW Z4 GT3 - ING Sport

IDEAL LAP TIME : 1:30.746

BEST LAP TIME : 1:31.213

DIFFERENCE : 0.467

LAP	SECTOR 1	SECTOR 2	SECTOR 3	LAP TIME	MPH	DIFF	TIME OF DAY				
1 -	OUTLAP	75.6	1:07.566	47.9	IN PIT		4:12.193	P	34.73	2:40.980	09:48:31.298
2 -	OUTLAP	89.5	46.612	86.4	23.865	133.1	1:48.142	81.00	16.929		09:50:19.440
3 -	32.123	92.6	44.665	85.9	22.703	134.7	1:39.491	88.04	8.278		09:51:58.931
4 -	32.167	102.4	42.927	86.2	22.480	134.4	1:37.574	89.77	6.361		09:53:36.505
5 -	30.024	105.1	41.484	88.6	22.217	135.5	1:33.725	93.46	2.512		09:55:10.230
6 -	29.700	107.5	42.078	81.4	22.857	136.6	1:34.635	92.56	3.422		09:56:44.865
7 -	29.596	110.3	40.502	92.4	21.710	135.5	1:31.808	(3)	95.41	0.595	09:58:16.673

Brands Hatch GP

Circuit Length = 2.4332 miles

Start: 09:43 Flag 00:00 End: 10:23

Weather / Track : Cloudy / Dry

Supercar Challenge - Super GT & GTB

FREE PRACTICE SESSION - SECTOR ANALYSIS

SECTOR 1 = FL to I1, SECTOR 2 = I1 to I2, SECTOR 3 = I2 to FL, DIFF = Difference To Personal Best Lap

8 -	29.159	109.1	40.670	82.6	22.374	133.6	1:32.203	95.00	0.990	09:59:48.876
9 -	29.049	108.5	40.909	90.4	21.854	135.5	1:31.812	95.41	0.599	10:01:20.688
10 -	29.243	111.6	40.104	85.1	22.385	136.3	1:31.732 (2)	95.49	0.519	10:02:52.420
11 -	29.111	110.1	40.509	92.0	21.593	135.5	1:31.213 (1)	96.03		10:04:23.633

P7 337 GTB MCKAY/BRADSHAW		Porsche 991 GT3 CUP Car - In2Racing									
IDEAL LAP TIME : 1:31.261		BEST LAP TIME : 1:31.272				DIFFERENCE : 0.011					
LAP	SECTOR 1	SECTOR 2			SECTOR 3		LAP TIME	MPH	DIFF	TIME OF DAY	
1 -	OUTLAP	81.4	51.497	73.3	25.092	117.7	1:56.447	75.22	25.175	09:46:06.028	
2 -	33.459	91.9	45.926	78.8	23.289	135.5	1:42.674	85.31	11.402	09:47:48.702	
3 -	30.372	108.7	41.596	90.5	21.838	135.5	1:33.806	93.38	2.534	09:49:22.508	
4 -	29.884	109.8	42.604	88.1	21.884	136.3	1:34.372	92.82	3.100	09:50:56.880	
5 -	29.796	106.6	42.350	94.9	21.676	136.3	1:33.822	93.36	2.550	09:52:30.702	
6 -	29.001	110.7	40.950	95.7	IN PIT		3:56.029 P	37.11	2:24.757	09:56:26.731	
7 -	OUTLAP	92.9	45.245	86.1	24.079	135.2	1:46.410	82.32	15.138	09:58:13.141	
8 -	29.837	101.9	43.258	85.4	23.190	136.1	1:36.285	90.97	5.013	09:59:49.426	
9 -	29.404	107.7	42.152	90.5	22.425	136.9	1:33.981	93.20	2.709	10:01:23.407	
10 -	29.307	107.7	42.020	92.9	22.281	137.5	1:33.608 (3)	93.58	2.336	10:02:57.015	
11 -	29.336	110.1	42.882	94.9	22.574	135.8	1:34.792	92.41	3.520	10:04:31.807	
12 -	30.163	104.6	44.925	84.5	IN PIT		8:45.795 P	16.66	7:14.523	10:13:17.602	
13 -	OUTLAP	72.3	47.735	84.8	23.979	128.3	1:49.614	79.91	18.342	10:15:07.216	
14 -	31.513	94.6	43.148	89.9	22.571	136.3	1:37.232	90.09	5.960	10:16:44.448	
15 -	31.372	109.1	43.003	89.2	22.149	136.6	1:36.524	90.75	5.252	10:18:20.972	
16 -	29.001	109.6	41.203	91.5	21.982	137.5	1:32.186 (2)	95.02	0.914	10:19:53.158	
17 -	28.696	110.5	40.889	93.3	21.687	137.2	1:31.272 (1)	95.97		10:21:24.430	

P8 805 GTB DONTJE/KOOL		Corvette GT4 - DayVTec									
IDEAL LAP TIME : 1:31.561		BEST LAP TIME : 1:31.561				DIFFERENCE : 0.000					
LAP	SECTOR 1	SECTOR 2			SECTOR 3		LAP TIME	MPH	DIFF	TIME OF DAY	
1 -	OUTLAP	77.6	55.480	71.2	27.005	128.0	2:05.042	70.05	33.481	09:46:36.109	
2 -	33.081	95.4	47.511	72.7	24.072	132.8	1:44.664	83.69	13.103	09:48:20.773	
3 -	31.046	105.8	45.726	79.3	23.238	133.6	1:40.010	87.58	8.449	09:50:00.783	
4 -	30.350	107.8	43.027	84.5	22.830	134.7	1:36.207	91.05	4.646	09:51:36.990	
5 -	30.156	107.8	42.067	90.0	22.333	135.0	1:34.556	92.64	2.995	09:53:11.546	
6 -	29.633	109.2	42.040	92.8	22.225	135.0	1:33.898	93.29	2.337	09:54:45.444	
7 -	29.600	109.2	41.485	92.0	22.264	135.2	1:33.349	93.83	1.788	09:56:18.793	
8 -	29.533	110.1	41.235	96.0	21.890	135.0	1:32.658	94.53	1.097	09:57:51.451	
9 -	29.948	110.3	41.311	96.9	22.057	135.0	1:33.316	93.87	1.755	09:59:24.767	
10 -	30.108	110.3	41.174	97.5	21.873	135.5	1:33.155	94.03	1.594	10:00:57.922	
11 -	30.533	107.0	41.308	99.1	22.496	135.0	1:34.337	92.85	2.776	10:02:32.259	
12 -	29.763	108.7	44.172	89.4	22.066	134.7	1:36.001	91.24	4.440	10:04:08.260	
13 -	29.981	109.6	41.874	97.9	22.405	133.9	1:34.260	92.93	2.699	10:05:42.520	
14 -	31.580	107.8	41.476	93.0	21.962	135.5	1:35.018	92.19	3.457	10:07:17.538	
15 -	29.634	109.4	41.045	99.2	21.817	136.1	1:32.496 (3)	94.70	0.935	10:08:50.034	
16 -	29.547	109.8	40.836	102.2	21.704	136.3	1:32.087 (2)	95.12	0.526	10:10:22.121	
17 -	29.226	110.1	40.667	97.5	21.668	135.5	1:31.561 (1)	95.67		10:11:53.682	

P9 305 GTB DONTJE/KOOL		Corvette GT4 - DayVTec									
IDEAL LAP TIME : 1:31.453		BEST LAP TIME : 1:31.644				DIFFERENCE : 0.191					
LAP	SECTOR 1	SECTOR 2			SECTOR 3		LAP TIME	MPH	DIFF	TIME OF DAY	
1 -	OUTLAP	82.5	55.044	73.1	27.109	122.6	2:04.167	70.54	32.523	09:46:33.333	
2 -	33.711	89.8	48.158	79.1	24.023	131.0	1:45.892	82.72	14.248	09:48:19.225	
3 -	31.241	105.0	44.165	89.5	22.982	132.6	1:38.388	89.03	6.744	09:49:57.613	
4 -	30.408	104.5	43.018	95.1	22.803	132.6	1:36.229	91.03	4.585	09:51:33.842	
5 -	29.901	107.8	42.383	95.7	22.459	132.6	1:34.743	92.45	3.099	09:53:08.585	
6 -	29.469	108.4	41.973	94.6	22.544	133.4	1:33.986	93.20	2.342	09:54:42.571	
7 -	29.387	107.2	41.504	98.3	22.102	134.2	1:32.993	94.19	1.349	09:56:15.564	
8 -	29.226	109.2	41.183	98.5	22.211	133.6	1:32.620	94.57	0.976	09:57:48.184	
9 -	29.275	108.9	41.375	97.6	21.956	134.7	1:32.606	94.59	0.962	09:59:20.790	
10 -	30.056	108.2	41.940	92.1	22.169	135.0	1:34.165	93.02	2.521	10:00:54.955	
11 -	30.215	106.8	42.007	96.9	22.101	134.4	1:34.323	92.87	2.679	10:02:29.278	
12 -	29.410	107.8	41.859	95.8	21.974	134.4	1:33.243	93.94	1.599	10:04:02.521	

Brands Hatch GP

Circuit Length = 2.4332 miles

Start: 09:43 Flag 00:00 End: 10:23

Weather / Track : Cloudy / Dry

Supercar Challenge - Super GT & GTB

FREE PRACTICE SESSION - SECTOR ANALYSIS

SECTOR 1 = FL to I1, SECTOR 2 = I1 to I2, SECTOR 3 = I2 to FL, DIFF = Difference To Personal Best Lap

LAP	SECTOR 1	SECTOR 2	SECTOR 3	LAP TIME	MPH	DIFF	TIME OF DAY
13 -	29.478	108.9	1:11.917	83.3	IN PIT	4:12.830 P	34.64 2:41.186 10:08:15.351
14 -	OUTLAP	107.3	43.723	87.4	22.725	132.8	1:41.698 86.13 10:09:57.049
15 -	29.513	108.4	41.932	95.3	22.063	133.1	1:33.508 93.68 1.864 10:11:30.557
16 -	29.277	109.4	41.115	101.9	22.293	134.2	1:32.685 94.51 1.041 10:13:03.242
17 -	29.274	109.2	40.821	98.6	21.920	135.0	1:32.015 95.20 0.371 10:14:35.257
18 -	29.209	109.4	40.756	100.3	21.814	135.0	1:31.779 (2) 95.44 0.135 10:16:07.036
19 -	29.344	108.9	41.021	94.2	22.504	134.7	1:32.869 94.32 1.225 10:17:39.905
20 -	29.248	109.8	40.803	97.5	21.765	134.4	1:31.816 (3) 95.40 0.172 10:19:11.721
21 -	29.251	109.1	40.571	98.3	21.822	134.7	1:31.644 (1) 95.58 10:20:43.365

P10 173 SGT Berry van ELK

Mosler MT900R - BlueBerry Racing

IDEAL LAP TIME : 1:31.550

BEST LAP TIME : 1:31.705

DIFFERENCE : 0.155

LAP	SECTOR 1	SECTOR 2	SECTOR 3	LAP TIME	MPH	DIFF	TIME OF DAY
1 -	OUTLAP	79.7	55.679	67.5	26.914	118.7	2:06.370 69.31 34.665 09:50:29.183
2 -	34.499	92.6	47.413	78.4	23.570	135.2	1:45.482 83.04 13.777 09:52:14.665
3 -	31.647	101.9	44.929	89.1	22.432	141.2	1:39.008 88.47 7.303 09:53:53.673
4 -	30.836	109.8	41.956	91.9	21.874	142.4	1:34.666 92.53 2.961 09:55:28.339
5 -	30.003	113.3	41.674	89.4	21.609	142.1	1:33.286 93.90 1.581 09:57:01.625
6 -	29.790	111.4	44.221	89.5	21.817	141.5	1:35.828 91.41 4.123 09:58:37.453
7 -	29.590	114.7	41.170	94.2	21.525	142.4	1:32.285 (2) 94.92 0.580 10:00:09.738
8 -	29.208	115.5	42.007	88.4	22.134	142.1	1:33.349 93.83 1.644 10:01:43.087
9 -	29.757	114.3	41.416	100.7	21.927	142.4	1:33.100 94.09 1.395 10:03:16.187
10 -	30.111	113.3	42.178	88.4	21.865	140.9	1:34.154 93.03 2.449 10:04:50.341
11 -	29.633	112.7	41.758	92.4	21.637	142.4	1:33.028 94.16 1.323 10:06:23.369
12 -	29.790	106.6	45.092	95.1	IN PIT	2:35.768 P	56.23 1:04.063 10:08:59.137
13 -	OUTLAP	112.0	44.410	89.4	21.948	140.9	1:40.998 86.73 9.293 10:10:40.135
14 -	29.448	113.9	41.364	89.1	21.736	142.1	1:32.548 (3) 94.65 0.843 10:12:12.683
15 -	29.341	112.7	40.817	95.4	21.547	142.7	1:31.705 (1) 95.52 10:13:44.388
16 -	29.424	114.7	42.691	96.0	21.807	138.9	1:33.922 93.26 2.217 10:15:18.310

P11 399 GTB LAMSTER/MOLENAAR

Porsche 997 GT3 - Euroseal / EMG Motorsport

IDEAL LAP TIME : 1:32.698

BEST LAP TIME : 1:32.891

DIFFERENCE : 0.193

LAP	SECTOR 1	SECTOR 2	SECTOR 3	LAP TIME	MPH	DIFF	TIME OF DAY
1 -	OUTLAP	74.3	57.879	67.5	27.580	111.4	2:10.172 67.29 37.281 09:50:05.984
2 -	36.316	90.3	49.206	80.8	26.024	123.8	1:51.546 78.53 18.655 09:51:57.530
3 -	34.641	95.4	47.259	84.9	24.054	126.8	1:45.954 82.67 13.063 09:53:43.484
4 -	33.059	103.7	47.319	73.1	23.753	131.0	1:44.131 84.12 11.240 09:55:27.615
5 -	32.473	99.2	46.391	86.7	23.548	131.3	1:42.412 85.53 9.521 09:57:10.027
6 -	32.433	102.6	45.084	90.4	23.631	129.3	1:41.148 86.60 8.257 09:58:51.175
7 -	31.715	104.8	45.413	91.4	23.038	134.2	1:40.166 87.45 7.275 10:00:31.341
8 -	31.377	105.3	43.760	92.5	22.630	131.5	1:37.767 89.59 4.876 10:02:09.108
9 -	31.431	106.1	45.153	88.4	IN PIT	3:43.394 P	39.21 2:10.503 10:05:52.502
10 -	OUTLAP	86.1	46.533	83.7	24.098	133.4	1:54.708 76.36 21.817 10:07:47.210
11 -	32.215	100.9	45.955	79.5	24.176	132.1	1:42.346 85.59 9.455 10:09:29.556
12 -	31.063	107.3	44.513	81.5	23.270	135.0	1:38.846 88.62 5.955 10:11:08.402
13 -	31.137	106.6	43.529	86.1	22.606	136.1	1:37.272 90.05 4.381 10:12:45.674
14 -	30.592	109.8	42.620	87.3	22.381	136.9	1:35.593 91.63 2.702 10:14:21.267
15 -	33.018	50.7	44.078	82.4	22.764	136.9	1:39.860 87.72 6.969 10:16:01.127
16 -	30.016	109.1	42.084	92.5	22.007	137.2	1:34.107 (3) 93.08 1.216 10:17:35.234
17 -	29.696	110.9	41.439	92.1	21.877	136.3	1:33.012 (2) 94.17 0.121 10:19:08.246
18 -	29.422	110.9	41.632	96.0	21.837	137.5	1:32.891 (1) 94.30 10:20:41.137

P12 192 SGT Colin WHITE

Ginetta GT3 - Privateer

IDEAL LAP TIME : 1:32.835

BEST LAP TIME : 1:33.068

DIFFERENCE : 0.233

LAP	SECTOR 1	SECTOR 2	SECTOR 3	LAP TIME	MPH	DIFF	TIME OF DAY
1 -	OUTLAP	80.1	55.674	60.7	27.634	123.1	2:09.040 67.88 35.972 09:50:02.907
2 -	35.270	92.4	48.061	75.9	24.764	131.0	1:48.095 81.03 15.027 09:51:51.002
3 -	32.617	92.1	45.971	80.5	23.207	135.5	1:41.795 86.05 8.727 09:53:32.797
4 -	31.116	99.8	44.382	73.6	23.087	137.2	1:38.585 88.85 5.517 09:55:11.382
5 -	30.582	100.9	42.606	85.9	22.625	137.5	1:35.813 91.42 2.745 09:56:47.195
6 -	29.961	110.5	41.815	91.5	21.929	139.2	1:33.705 93.48 0.637 09:58:20.900
7 -	32.599	100.9	43.460	86.7	22.106	136.3	1:38.165 89.23 5.097 09:59:59.065

Brands Hatch GP

Circuit Length = 2.4332 miles

Start: 09:43 Flag 00:00 End: 10:23

Weather / Track : Cloudy / Dry

Supercar Challenge - Super GT & GTB

FREE PRACTICE SESSION - SECTOR ANALYSIS

SECTOR 1 = FL to I1, SECTOR 2 = I1 to I2, SECTOR 3 = I2 to FL, DIFF = Difference To Personal Best Lap

8 -	29.663	104.0	42.142	87.9	21.859	138.3	1:33.664	93.52	0.596	10:01:32.729
9 -	29.446	109.8	42.168	86.8	21.832	138.6	1:33.446 (3)	93.74	0.378	10:03:06.175
10 -	32.221	88.0	47.740	85.4	IN PIT		7:42.471 P	18.94	6:09.403	10:10:48.646
11 -	OUTLAP	93.0	46.609	73.9	IN PIT		2:30.855 P	58.06	57.787	10:13:19.501
12 -	OUTLAP	94.5	44.789	85.9	22.382	137.2	1:42.910	85.12	9.842	10:15:02.411
13 -	29.683	109.8	41.927	88.0	21.831	139.8	1:33.441 (2)	93.74	0.373	10:16:35.852
14 -	29.512	110.3	41.558	87.2	21.998	137.7	1:33.068 (1)	94.12		10:18:08.920
15 -	31.273	101.6	45.895	86.4	23.304	115.3	1:40.472	87.18	7.404	10:19:49.392

P13 375 GTB Ward SLUYS

BMW M4 Silhouette - JR Motorsport

IDEAL LAP TIME : 1:33.252

BEST LAP TIME : 1:33.252

DIFFERENCE : 0.000

LAP	SECTOR 1	SECTOR 2	SECTOR 3	LAP TIME	MPH	DIFF	TIME OF DAY			
1 -	OUTLAP	78.3	53.578	76.6	25.744	122.0	2:01.576	72.05	28.324	09:46:05.375
2 -	33.755	96.8	45.775	84.3	23.716	130.0	1:43.246	84.84	9.994	09:47:48.621
3 -	32.870	101.9	46.219	88.3	23.711	133.9	1:42.800	85.21	9.548	09:49:31.421
4 -	30.873	105.5	43.790	85.2	23.252	133.6	1:37.915	89.46	4.663	09:51:09.336
5 -	30.405	105.5	42.560	91.4	22.911	132.3	1:35.876	91.36	2.624	09:52:45.212
6 -	29.827	108.9	41.956	98.3	22.277	134.4	1:34.060 (2)	93.13	0.808	09:54:19.272
7 -	29.716	108.7	42.442	95.7	IN PIT		3:57.808 P	36.83	2:24.556	09:58:17.080
8 -	OUTLAP	104.3	44.748	91.3	22.427	134.2	1:43.102	84.96	9.850	10:00:00.182
9 -	29.969	108.2	42.861	96.2	22.297	133.4	1:35.127 (3)	92.08	1.875	10:01:35.309
10 -	29.512	108.9	41.552	97.2	22.188	134.4	1:33.252 (1)	93.93		10:03:08.561

P14 191 SGT DOWLING/COOK

TVR Sagaris -

IDEAL LAP TIME :

BEST LAP TIME : 1:35.621

DIFFERENCE :

LAP	SECTOR 1	SECTOR 2	SECTOR 3	LAP TIME	MPH	DIFF	TIME OF DAY
1 -				1:45.340	83.15	9.719	09:48:11.460
2 -				1:38.268	89.14	2.647	09:49:49.728
3 -				1:35.708 (2)	91.52	0.087	09:51:25.436
4 -				1:35.621 (1)	91.61		09:53:01.057
5 -			IN PIT	5:39.683 P	25.78	4:04.062	09:58:40.740
6 -	OUTLAP			1:53.959	76.86	18.338	10:00:34.699
7 -				1:47.062	81.82	11.441	10:02:21.761
8 -				1:44.035	84.20	8.414	10:04:05.796
9 -				1:44.391	83.91	8.770	10:05:50.187
10 -				1:42.852	85.16	7.231	10:07:33.039
11 -				1:37.353	89.98	1.732	10:09:10.392
12 -				1:43.430	84.69	7.809	10:10:53.822
13 -				1:40.667	87.01	5.046	10:12:34.489
14 -				1:39.479	88.05	3.858	10:14:13.968
15 -				1:48.155	80.99	12.534	10:16:02.123
16 -				1:38.031	89.35	2.410	10:17:40.154
17 -				1:36.112 (3)	91.14	0.491	10:19:16.266
18 -				1:37.298	90.03	1.677	10:20:53.564

P15 376 GTB Bob HERBER

BMW M4 Silhouette - JR Motorsport

IDEAL LAP TIME : 1:35.391

BEST LAP TIME : 1:35.632

DIFFERENCE : 0.241

LAP	SECTOR 1	SECTOR 2	SECTOR 3	LAP TIME	MPH	DIFF	TIME OF DAY			
1 -	OUTLAP	79.7	52.416	72.9	26.551	123.3	2:00.497	72.69	24.865	09:46:02.695
2 -	33.983	94.2	47.281	78.8	24.076	127.0	1:45.340	83.15	9.708	09:47:48.035
3 -	32.818	89.1	45.614	81.4	23.290	128.3	1:41.722	86.11	6.090	09:49:29.757
4 -	31.580	105.1	44.451	85.9	IN PIT		3:14.456 P	45.04	1:38.824	09:52:44.213
5 -	OUTLAP	102.6	44.240	89.2	23.030	129.8	1:42.106	85.79	6.474	09:54:26.319
6 -	30.652	106.1	43.311	89.2	22.887	131.0	1:36.850 (3)	90.44	1.218	09:56:03.169
7 -	30.845	106.6	45.114	91.5	22.722	131.3	1:38.681	88.76	3.049	09:57:41.850
8 -	30.370	106.8	44.294	93.4	22.658	131.3	1:37.322	90.00	1.690	09:59:19.172
9 -	30.112	106.3	42.958	86.1	22.562	131.0	1:35.632 (1)	91.59		10:00:54.804
10 -	31.057	103.8	42.717	88.0	23.008	130.5	1:36.782 (2)	90.51	1.150	10:02:31.586

Weather / Track : Cloudy / Dry

Brands Hatch GP

Circuit Length = 2.4332 miles

Start: 09:43 Flag 00:00 End: 10:23

Supercar Challenge - Super GT & GTB

FREE PRACTICE SESSION - SECTOR ANALYSIS

SECTOR 1 = FL to I1, SECTOR 2 = I1 to I2, SECTOR 3 = I2 to FL, DIFF = Difference To Personal Best Lap

P16 350 GTB Ian DONALDSON			Porsche 997 Cup - Intersport Racing										
IDEAL LAP TIME : 1:35.218			BEST LAP TIME : 1:35.902			DIFFERENCE : 0.684							
LAP	SECTOR 1	SECTOR 2	SECTOR 3	LAP TIME	MPH	DIFF	TIME OF DAY						
1 -	OUTLAP	78.0	52.685	74.8	25.927	121.3	2:00.117	72.92	24.215	09:46:18.095			
2 -	34.102	91.8	45.239	81.4	23.928	130.3	1:43.269	84.82	7.367	09:48:01.364			
3 -	32.372	100.3	43.341	83.2	23.215	134.7	1:38.928	88.54	3.026	09:49:40.292			
4 -	31.482	103.4	43.312	84.3	22.896	134.4	1:37.690	89.66	1.788	09:51:17.982			
5 -	31.272	104.0	43.078	82.6	23.021	133.4	1:37.371	89.96	1.469	09:52:55.353			
6 -	30.906	106.5	42.230	85.9	22.766	135.8	1:35.902 (1)	91.34		09:54:31.255			
7 -	30.622	104.5	42.634	87.9	22.774	135.8	1:36.030 (2)	91.21	0.128	09:56:07.285			
8 -	30.407	105.6	42.573	81.3	23.331	136.6	1:36.311 (3)	90.95	0.409	09:57:43.596			
9 -	30.465	105.8	43.137	84.6	23.259	128.8	1:36.861	90.43	0.959	09:59:20.457			
10 -	31.474	106.1	42.370	83.9	22.581	135.8	1:36.425	90.84	0.523	10:00:56.882			
11 -	32.406	94.1	48.677	75.5	IN PIT		5:01.075 P	29.09	3:25.173	10:05:57.957			
12 -	OUTLAP	95.8	46.061	80.1	IN PIT		2:18.461 P	63.26	42.559	10:08:16.418			

P17 369 GTB Aart BOSMAN			Porsche 997 GT3 - ABW Racing										
IDEAL LAP TIME : 1:36.858			BEST LAP TIME : 1:37.041			DIFFERENCE : 0.183							
LAP	SECTOR 1	SECTOR 2	SECTOR 3	LAP TIME	MPH	DIFF	TIME OF DAY						
1 -	OUTLAP	74.8	1:00.408	52.0	IN PIT		3:49.832 P	38.11	2:12.791	09:48:16.558			
2 -	OUTLAP	94.3	50.378	78.7	24.773	125.9	2:00.143	72.91	23.102	09:50:16.701			
3 -	33.728	91.4	48.054	78.9	IN PIT		3:47.828 P	38.44	2:10.787	09:54:04.529			
4 -	OUTLAP	95.3	46.721	81.2	23.893	127.8	1:48.691	80.59	11.650	09:55:53.220			
5 -	32.699	102.1	44.545	83.9	23.249	130.8	1:40.493	87.16	3.452	09:57:33.713			
6 -	32.607	100.1	44.123	88.4	23.033	130.3	1:39.763	87.80	2.722	09:59:13.476			
7 -	32.039	100.6	43.704	86.4	22.776	131.8	1:38.519	88.91	1.478	10:00:51.995			
8 -	31.532	102.1	44.388	92.6	24.304	127.5	1:40.224	87.40	3.183	10:02:32.219			
9 -	31.743	102.2	45.207	92.1	23.265	132.1	1:40.215	87.41	3.174	10:04:12.434			
10 -	31.771	103.5	43.645	89.9	23.344	125.2	1:38.760	88.69	1.719	10:05:51.194			
11 -	32.396	99.2	45.284	85.7	22.956	131.8	1:40.636	87.04	3.595	10:07:31.830			
12 -	31.546	101.3	44.198	88.8	22.795	131.3	1:38.539	88.89	1.498	10:09:10.369			
13 -	31.162	103.0	44.545	87.8	22.829	132.3	1:38.536	88.89	1.495	10:10:48.905			
14 -	33.907	102.2	43.508	89.1	22.996	130.5	1:40.411	87.23	3.370	10:12:29.316			
15 -	31.514	103.5	43.558	87.0	22.691	132.6	1:37.763 (2)	89.60	0.722	10:14:07.079			
16 -	31.252	104.3	43.102	91.3	22.687	132.3	1:37.041 (1)	90.26		10:15:44.120			
17 -	31.069	103.5	43.268	88.4	IN PIT		2:43.037 P	53.72	1:05.996	10:18:27.157			
18 -	OUTLAP	103.8	43.191	91.3	22.995	132.1	1:40.110	87.50	3.069	10:20:07.267			
19 -	31.375	101.9	44.069	91.9	22.804	130.8	1:38.248 (3)	89.16	1.207	10:21:45.515			

P18 309 GTB Dirk SCHULZ			Porsche 997 GT3 - Topper Team										
IDEAL LAP TIME : 1:41.567			BEST LAP TIME : 1:41.842			DIFFERENCE : 0.275							
LAP	SECTOR 1	SECTOR 2	SECTOR 3	LAP TIME	MPH	DIFF	TIME OF DAY						
1 -	OUTLAP	67.3	1:03.608	59.5	31.235	102.7	2:22.599	61.42	40.757	09:46:46.395			
2 -	40.637	80.0	59.507	64.4	28.601	114.1	2:08.745	68.04	26.903	09:48:55.140			
3 -	37.019	89.9	52.680	72.2	27.364	115.3	1:57.063	74.83	15.221	09:50:52.203			
4 -	37.216	96.9	50.093	76.6	IN PIT		3:59.911 P	36.51	2:18.069	09:54:52.114			
5 -	OUTLAP	92.0	50.007	73.9	26.110	122.6	1:57.030	74.85	15.188	09:56:49.144			
6 -	34.584	96.4	47.812	80.1	25.546	115.3	1:47.942	81.15	6.100	09:58:37.086			
7 -	34.957	100.0	47.189	83.2	24.012	125.9	1:46.158	82.51	4.316	10:00:23.244			
8 -	33.237	100.0	46.976	84.3	24.095	124.5	1:44.308	83.98	2.466	10:02:07.552			
9 -	32.971	92.1	48.097	80.6	24.703	126.3	1:45.771	82.81	3.929	10:03:53.323			
10 -	33.081	103.8	47.087	75.3	26.185	122.4	1:46.353	82.36	4.511	10:05:39.676			
11 -	36.235	96.0	47.634	78.8	24.381	124.5	1:48.250	80.92	6.408	10:07:27.926			
12 -	33.183	95.5	51.890	76.6	24.686	126.1	1:49.759	79.80	7.917	10:09:17.685			
13 -	32.288	99.7	46.921	81.8	IN PIT		3:48.163 P	38.39	2:06.321	10:13:05.848			
14 -	OUTLAP	96.5	47.005	82.5	24.264	128.8	1:50.979	78.93	9.137	10:14:56.827			
15 -	32.822	102.1	46.371	80.2	24.160	122.6	1:43.353 (2)	84.75	1.511	10:16:40.180			
16 -	33.018	100.9	46.943	80.7	23.971	126.6	1:43.932 (3)	84.28	2.090	10:18:24.112			
17 -	32.350	100.1	45.790	80.4	23.702	129.0	1:41.842 (1)	86.01		10:20:05.954			
18 -	32.075	101.3	47.693	78.5	24.383	125.6	1:44.151	84.10	2.309	10:21:50.105			

Weather / Track : Cloudy / Dry

Brands Hatch GP

Circuit Length = 2.4332 miles

Start: 09:43 Flag 00:00 End: 10:23

Supercar Challenge - Super GT & GTB

FREE PRACTICE SESSION - SECTOR ANALYSIS

SECTOR 1 = FL to I1, SECTOR 2 = I1 to I2, SECTOR 3 = I2 to FL, DIFF = Difference To Personal Best Lap

P19 136 SGT Fiona JAMES										
IDEAL LAP TIME : 1:55.588		BEST LAP TIME : 2:01.529			DIFFERENCE : 5.941					
LAP	SECTOR 1	SECTOR 2		SECTOR 3		LAP TIME	MPH	DIFF	TIME OF DAY	
1 -	OUTLAP	70.6	1:04.057	53.7	IN PIT		7:17.202 P	20.03	5:15.673	09:55:31.816
2 -	OUTLAP	79.0	57.758	60.4	28.946	100.3	2:17.095	63.89	15.566	09:57:48.911
3 -	38.960	87.9	54.628	71.3	27.941	104.0	2:01.529 (1)	72.08		09:59:50.440

P20 111 SGT Henk THUIS										
IDEAL LAP TIME : 2:12.049		BEST LAP TIME :			DIFFERENCE :					
LAP	SECTOR 1	SECTOR 2		SECTOR 3		LAP TIME	MPH	DIFF	TIME OF DAY	
1 -	OUTLAP	87.7	50.007	82.8	26.620	86.7	1:57.319	74.66		09:46:04.766

P21 170 SGT Kevin RILEY										
IDEAL LAP TIME :		BEST LAP TIME :			DIFFERENCE :					
LAP	SECTOR 1	SECTOR 2		SECTOR 3		LAP TIME	MPH	DIFF	TIME OF DAY	
1 -					IN PIT		7:32.506 P	19.35		10:20:15.649

Supercar Challenge - Super GT & GTB

FREE PRACTICE SESSION - BEST SPEEDS

POS	INTERMEDIATE 1			INTERMEDIATE 2			FINISH LINE		
	NO	NAME	MPH	NO	NAME	MPH	NO	NAME	MPH
1	101	GROUWELS/SNOEKS	120.2	110	VANDIERENDONCK/HAMILTON	104.2	102	ZUMBRINK	150.1
2	102	ZUMBRINK	119.6	141	ABBOTT	104.2	106	KOEBOLT/CARANSA	148.1
3	106	KOEBOLT/CARANSA	118.3	101	GROUWELS/SNOEKS	103.5	101	GROUWELS/SNOEKS	147.1
4	141	ABBOTT	117.5	805	DONTJE/KOOL	102.2	141	ABBOTT	145.5
5	110	VANDIERENDONCK/HAMILTON	115.7	305	DONTJE/KOOL	101.9	173	van ELK	142.7
6	173	van ELK	115.5	173	van ELK	100.7	110	VANDIERENDONCK/HAMILTON	142.1
7	134	CLARKE	111.6	102	ZUMBRINK	100.4	192	WHITE	139.8
8	399	LAMSTER/MOLENAAR	110.9	106	KOEBOLT/CARANSA	100.3	337	MCKAY/BRADSHAW	137.5
9	337	MCKAY/BRADSHAW	110.7	375	SLUYS	98.3	399	LAMSTER/MOLENAAR	137.5
10	192	WHITE	110.5	399	LAMSTER/MOLENAAR	96.0	350	DONALDSON	136.6
11	805	DONTJE/KOOL	110.3	337	MCKAY/BRADSHAW	95.7	134	CLARKE	136.6
12	305	DONTJE/KOOL	109.8	376	HERBER	93.4	805	DONTJE/KOOL	136.3
13	375	SLUYS	108.9	369	BOSMAN	92.6	305	DONTJE/KOOL	135.0
14	376	HERBER	106.8	134	CLARKE	92.4	375	SLUYS	134.4
15	350	DONALDSON	106.5	192	WHITE	91.5	369	BOSMAN	132.6
16	369	BOSMAN	104.3	350	DONALDSON	87.9	376	HERBER	131.3
17	309	SCHULZ	103.8	309	SCHULZ	84.3	309	SCHULZ	129.0
18	136	JAMES	90.5	111	THUIS	82.8	136	JAMES	104.0
19	111	THUIS	87.7	136	JAMES	75.4	111	THUIS	86.7
20									
21									

Weather / Track : Cloudy / Dry

Results can be found at www.tsl-timing.com

Brands Hatch GP
 Circuit Length = 2.4332 miles
 Start: 09:43 Flag 00:00 End: 10:23

Printed - 10:27 Saturday, 12 September 2015

Supercar Challenge - Super GT & GTB

FREE PRACTICE SESSION - BEST SECTORS

SECTOR 1			SECTOR 2			SECTOR 3			IDEAL / BEST COMPARISON						
POS	NO	NAME	TIME	NO	NAME	TIME	NO	NAME	TIME	POS	NO	NAME	IDEAL	BEST	DIFF
													PERFECT LAP	1:24.758	
1	101	GROUWELS/SNOE	27.267	101	GROUWELS/SNOE	37.329	101	GROUWELS/SNOE	20.162	1	101	GROUWELS/SNOEK	1:24.758	1:24.758	0.000
2	141	ABBOTT	27.905	141	ABBOTT	37.967	141	ABBOTT	20.647	2	141	ABBOTT	1:26.519	1:26.579	0.060
3	110	VANDIERENDONC	27.982	110	VANDIERENDONC	38.693	106	KOEBOLT/CARANS	20.774	3	110	VANDIERENDONCK/	1:27.785	1:28.048	0.263
4	102	ZUMBRINK	28.479	102	ZUMBRINK	39.179	102	ZUMBRINK	20.870	4	102	ZUMBRINK	1:28.528	1:28.545	0.017
5	106	KOEBOLT/CARANS	28.577	106	KOEBOLT/CARANS	39.878	110	VANDIERENDONC	21.110	5	106	KOEBOLT/CARANSA	1:29.229	1:29.379	0.150
6	337	MCKAY/BRADSHA	28.696	134	CLARKE	40.104	173	van ELK	21.525	6	134	CLARKE	1:30.746	1:31.213	0.467
7	134	CLARKE	29.049	305	DONTJE/KOOL	40.479	134	CLARKE	21.593	7	337	MCKAY/BRADSHAW	1:31.261	1:31.272	0.011
8	173	van ELK	29.208	805	DONTJE/KOOL	40.667	805	DONTJE/KOOL	21.668	8	305	DONTJE/KOOL	1:31.453	1:31.644	0.191
9	305	DONTJE/KOOL	29.209	173	van ELK	40.817	337	MCKAY/BRADSHA	21.676	9	173	van ELK	1:31.550	1:31.705	0.155
10	805	DONTJE/KOOL	29.226	337	MCKAY/BRADSHA	40.889	305	DONTJE/KOOL	21.765	10	805	DONTJE/KOOL	1:31.561	1:31.561	0.000
11	399	LAMSTER/MOLEN/	29.422	399	LAMSTER/MOLEN/	41.439	192	WHITE	21.831	11	399	LAMSTER/MOLENAA	1:32.698	1:32.891	0.193
12	192	WHITE	29.446	375	SLUYS	41.552	399	LAMSTER/MOLEN/	21.837	12	192	WHITE	1:32.835	1:33.068	0.233
13	375	SLUYS	29.512	192	WHITE	41.558	375	SLUYS	22.188	13	375	SLUYS	1:33.252	1:33.252	0.000
14	376	HERBER	30.112	350	DONALDSON	42.230	376	HERBER	22.562	14	350	DONALDSON	1:35.218	1:35.902	0.684
15	350	DONALDSON	30.407	376	HERBER	42.717	350	DONALDSON	22.581	15	376	HERBER	1:35.391	1:35.632	0.241
16	369	BOSMAN	31.069	369	BOSMAN	43.102	369	BOSMAN	22.687	16	369	BOSMAN	1:36.858	1:37.041	0.183
17	309	SCHULZ	32.075	309	SCHULZ	45.790	309	SCHULZ	23.702	17	309	SCHULZ	1:41.567	1:41.842	0.275
18	136	JAMES	36.647	111	THUIS	50.007	111	THUIS	26.620	18	136	JAMES	1:55.588	2:01.529	5.941
19	111	THUIS	55.422	136	JAMES	51.000	136	JAMES	27.941	19	111	THUIS	2:12.049		
20										20	191	DOWLING/COOK		1:35.621	
21										21	170	RILEY			

Weather / Track : Cloudy / Dry

Brands Hatch GP

Circuit Length = 2.4332 miles

Start: 09:43 Flag 00:00 End: 10:23

Results can be found at www.tsl-timing.com

Printed - 10:26 Saturday, 12 September 2015

Supercar Challenge - Super GT & GTB

QUALIFYING - RACE 2 - CLASSIFICATION

POS	NO	CL	PIC	DRIVER / TEAM	CAR	TIME	ON	LAPS	GAP	DIFF	MPH
1	101	SGT	1	GROUWELS/SNOEKS Team RaceArt	Dodge Viper GT3-R	1:24.577	14	15			103.57
2	102	SGT	2	Henry ZUMBRINK Volvo Reede Racing by DayVTec	Volvo S60 V8	1:25.309	11	12	0.732	0.732	102.68
3	110	SGT	3	VANDIERENDONCK/HAMILTON Shipex SRT Racing	Corvette ZR1 GTE	1:25.531	4	18	0.954	0.222	102.41
4	141	SGT	4	James ABBOTT Radical UK	Radical RXC V6 Turbo	1:26.342	4	8	1.765	0.811	101.45
5	106	SGT	5	KOEBOLT/CARANSA DayVTec	Volvo S60 V8	1:28.159	5	18	3.582	1.817	99.36
6	173	SGT	6	Berry van ELK BlueBerry Racing	Mosler MT900R	1:28.561	13	15	3.984	0.402	98.91
7	192	SGT	7	Colin WHITE Privaleer	Ginetta GT3	1:28.848	16	16	4.271	0.287	98.59
8	134	SGT	8	Kevin CLARKE ING Sport	BMW Z4 GT3	1:29.189	17	19	4.612	0.341	98.21
9	337	GTB	1	MCKAY/BRADSHAW In2Racing	Porsche 991 GT3 CUP Car	1:29.480	4	17	4.903	0.291	97.89
10	375	GTB	2	Ward SLUYS JR Motorsport	BMW M4 Silhouette	1:30.037	13	15	5.460	0.557	97.29
11	399	GTB	3	LAMSTER/MOLENAAR Euroseal / EMG Motorsport	Porsche 997 GT3	1:30.150	4	16	5.573	0.113	97.16
12	305	GTB	4	DONTJE/KOOL DayVTec	Corvette GT4	1:30.275	14	18	5.698	0.125	97.03
13	191 *	SGT	9	DOWLING/COOK	TVR Sagaris	1:33.703	3	11	9.126	3.428	93.48
14	376	GTB	5	Bob HERBER JR Motorsport	BMW M4 Silhouette	1:33.978	16	17	9.401	0.275	93.21
15	336	GTB	6	Simon ATKINSON Backdraft Motorsport	Dodge Viper	1:34.019	12	14	9.442	0.041	93.17
16	170	SGT	10	Kevin RILEY KRM-Staffs Racing	Mosler MT900R	1:34.394	16	18	9.817	0.375	92.80
17	350	GTB	7	Ian DONALDSON Intersport Racing	Porsche 997 Cup	1:35.208	4	14	10.631	0.814	92.00
18	309	GTB	8	Dirk SCHULZ Topper Team	Porsche 997 GT3	1:39.990	16	18	15.413	4.782	87.60
19	136	SGT	11	Fiona JAMES	Praga M1	1:42.622	7	7	18.045	2.632	85.36

* Car 399 - Lap time(s) disallowed - exceeding track limits

* Car 191 - Transponder still not working

Weather / Track : Cloudy / Dry

These results are provisional until the conclusion of any judicial and technical matters.

Brands Hatch GP

Circuit Length = 2.4332 miles

Start: 11:49 Flag 12:26 End: 12:28

Clerk Of Course :	Timekeeper :
-------------------	--------------

Supercar Challenge - Super GT & GTB

QUALIFYING - RACE 2 - SECTOR ANALYSIS

SECTOR 1 = FL to I1, SECTOR 2 = I1 to I2, SECTOR 3 = I2 to FL, DIFF = Difference To Personal Best Lap

P1 101 SGT GROUWELS/SNOEKS		Dodge Viper GT3-R - Team RaceArt								
IDEAL LAP TIME : 1:24.336		BEST LAP TIME : 1:24.577			DIFFERENCE : 0.241					
LAP	SECTOR 1	SECTOR 2		SECTOR 3		LAP TIME	MPH	DIFF	TIME OF DAY	
1 -	OUTLAP	59.2	44.091	76.0	25.263	147.4	1:49.171	80.23	24.594	11:51:38.826
2 -	27.591	121.1	37.553	103.5	20.308	148.4	1:25.452	102.51	0.875	11:53:04.278
3 -	27.422	121.1	37.762	105.5	20.358	148.4	1:25.542	102.40	0.965	11:54:29.820
4 -	27.344	120.6	40.588	94.2	21.890	148.7	1:29.822	97.52	5.245	11:55:59.642
5 -	27.513	121.3	37.506	109.6	20.321	148.7	1:25.340	102.64	0.763	11:57:24.982
6 -	27.516	122.2	37.246	106.5	20.140	149.7	1:24.902 (3)	103.17	0.325	11:58:49.884
7 -	28.850	116.5	39.229	101.6	IN PIT		2:49.668 P	51.62	1:25.091	12:01:39.552
8 -	OUTLAP	100.6	44.093	93.0	21.778	144.0	1:42.765	85.24	18.188	12:03:22.317
9 -	29.123	114.5	40.604	98.5	20.914	147.4	1:30.641	96.64	6.064	12:04:52.958
10 -	28.946	117.5	50.573	96.5	21.685	146.2	1:41.204	86.55	16.627	12:06:34.162
11 -	28.440	114.7	39.840	82.7	IN PIT		8:58.676 P	16.26	7:34.099	12:15:32.838
12 -	OUTLAP	87.3	40.641	95.0	22.367	147.8	1:36.656	90.62	12.079	12:17:09.494
13 -	27.195	119.4	37.633	110.3	20.105	148.1	1:24.933	103.13	0.356	12:18:34.427
14 -	27.035	120.9	37.196	108.7	20.346	146.8	1:24.577 (1)	103.57		12:19:59.004
15 -	27.075	120.6	37.396	108.0	20.205	147.8	1:24.676 (2)	103.45	0.099	12:21:23.680

P2 102 SGT Henry ZUMBRINK		Volvo S60 V8 - Volvo Reede Racing by DayVTec								
IDEAL LAP TIME : 1:25.309		BEST LAP TIME : 1:25.309			DIFFERENCE : 0.000					
LAP	SECTOR 1	SECTOR 2		SECTOR 3		LAP TIME	MPH	DIFF	TIME OF DAY	
1 -	OUTLAP	75.1	46.907	64.9	24.531	118.3	1:51.218	78.76	25.909	11:51:42.194
2 -	30.701	106.8	40.227	96.8	20.915	148.4	1:31.843	95.37	6.534	11:53:14.037
3 -	28.710	119.1	38.422	102.2	IN PIT		3:17.452 P	44.36	1:52.143	11:56:31.489
4 -	OUTLAP	117.9	38.390	98.1	20.643	150.4	1:31.809	95.41	6.500	11:58:03.298
5 -	29.166	120.4	39.507	100.3	20.592	150.4	1:29.265	98.13	3.956	11:59:32.563
6 -	29.504	116.1	39.786	101.8	IN PIT		5:16.376 P	27.68	3:51.067	12:04:48.939
7 -	OUTLAP	115.9	1:05.067	67.1	IN PIT		10:48.757 P	13.50	9:23.448	12:15:37.696
8 -	OUTLAP	113.3	39.321	98.2	21.337	148.1	1:34.142	93.04	8.833	12:17:11.838
9 -	28.147	118.7	38.210	97.1	20.526	150.1	1:26.883	100.82	1.574	12:18:38.721
10 -	27.833	120.9	37.879	103.0	20.221	151.1	1:25.933 (3)	101.93	0.624	12:20:04.654
11 -	27.493	120.4	37.677	97.6	20.139	150.8	1:25.309 (1)	102.68		12:21:29.963
12 -	27.776	120.6	37.822	101.6	20.281	151.4	1:25.879 (2)	102.00	0.570	12:22:55.842

P3 110 SGT VANDIERENDONCK/HAMILTON		Corvette ZR1 GTE - Shipex SRT Racing								
IDEAL LAP TIME : 1:25.462		BEST LAP TIME : 1:25.531			DIFFERENCE : 0.069					
LAP	SECTOR 1	SECTOR 2		SECTOR 3		LAP TIME	MPH	DIFF	TIME OF DAY	
1 -	OUTLAP	107.8	43.042	90.9	22.552	138.6	1:45.179	83.28	19.648	11:51:40.049
2 -	29.058	113.7	39.671	102.9	IN PIT		2:27.977 P	59.19	1:02.446	11:54:08.026
3 -	OUTLAP	115.7	39.010	94.3	21.389	142.4	1:30.745	96.53	5.214	11:55:38.771
4 -	27.378	117.5	37.762	108.4	20.391	144.3	1:25.531 (1)	102.41		11:57:04.302
5 -	28.226	117.3	39.203	101.8	21.285	143.3	1:28.714	98.74	3.183	11:58:33.016
6 -	27.364	116.5	38.070	103.7	20.534	142.7	1:25.968 (2)	101.89	0.437	11:59:58.984
7 -	27.309	116.9	38.682	87.4	24.775	143.0	1:30.766	96.51	5.235	12:01:29.750
8 -	27.505	116.7	40.593	89.4	21.290	143.0	1:29.388	97.99	3.857	12:02:59.138
9 -	27.591	117.7	38.032	105.5	20.585	143.0	1:26.208 (3)	101.61	0.677	12:04:25.346
10 -	27.585	116.3	40.769	90.4	IN PIT		3:20.880 P	43.60	1:55.349	12:07:46.226
11 -	OUTLAP	104.5	58.327	65.2	IN PIT		8:03.393 P	18.12	6:37.862	12:15:49.619
12 -	OUTLAP	105.3	44.264	91.5	22.153	138.6	1:40.302	87.33	14.771	12:17:29.921
13 -	29.266	113.3	42.613	94.3	21.789	140.6	1:33.668	93.52	8.137	12:19:03.589
14 -	29.196	112.5	42.349	98.9	21.731	140.6	1:33.276	93.91	7.745	12:20:36.865
15 -	28.901	113.7	42.115	93.9	21.618	141.2	1:32.634	94.56	7.103	12:22:09.499
16 -	29.052	115.3	43.961	87.7	21.954	140.6	1:34.967	92.24	9.436	12:23:44.466
17 -	28.958	114.1	42.195	97.1	21.791	140.6	1:32.944	94.24	7.413	12:25:17.410
18 -	28.967	113.9	42.341	97.5	21.811	140.3	1:33.119	94.07	7.588	12:26:50.529

P4 141 SGT James ABBOTT		Radical RXC V6 Turbo - Radical UK								
IDEAL LAP TIME : 1:25.726		BEST LAP TIME : 1:26.342			DIFFERENCE : 0.616					
LAP	SECTOR 1	SECTOR 2		SECTOR 3		LAP TIME	MPH	DIFF	TIME OF DAY	

Weather / Track : Cloudy / Dry

Brands Hatch GP
Circuit Length = 2.4332 miles
Start: 11:49 Flag 12:26 End: 12:28

Supercar Challenge - Super GT & GTB

QUALIFYING - RACE 2 - SECTOR ANALYSIS

SECTOR 1 = FL to I1, SECTOR 2 = I1 to I2, SECTOR 3 = I2 to FL, DIFF = Difference To Personal Best Lap

1 -	OUTLAP	84.9	48.193	85.0	23.970	134.7	1:54.322	76.62	27.980	11:51:48.308
2 -	31.171	109.8	40.774	84.7	21.707	147.1	1:33.652	93.53	7.310	11:53:21.960
3 -	28.455	117.5	38.070	99.7	20.528	147.1	1:27.053 (2)	100.62	0.711	11:54:49.013
4 -	28.242	119.8	37.752	100.9	20.348	147.1	1:26.342 (1)	101.45		11:56:15.355
5 -	30.336	96.0	43.177	77.4	IN PIT		3:11.194 P	45.81	1:44.852	11:59:26.549
6 -	OUTLAP	97.2	45.817	98.1	20.790	144.9	1:41.083	86.65	14.741	12:01:07.632
7 -	29.007	111.1	38.625	98.2	25.336	147.8	1:32.968	94.22	6.626	12:02:40.600
8 -	28.029	118.7	38.927	93.8	20.999	145.8	1:27.955 (3)	99.59	1.613	12:04:08.555

P5 106 SGT KOEBOLT/CARANSA

Volvo S60 V8 - DayVTec

IDEAL LAP TIME : 1:27.493

BEST LAP TIME : 1:28.159

DIFFERENCE : 0.666

LAP	SECTOR 1	SECTOR 2	SECTOR 3	LAP TIME	MPH	DIFF	TIME OF DAY			
1 -	OUTLAP	78.1	46.589	83.3	22.717	145.2	1:50.118	79.54	21.959	11:51:46.572
2 -	31.926	112.7	41.489	91.3	25.228	146.2	1:38.643	88.80	10.484	11:53:25.215
3 -	28.970	119.8	39.398	101.6	20.840	147.4	1:29.208	98.19	1.049	11:54:54.423
4 -	28.456	119.6	39.877	95.4	21.019	145.5	1:29.352	98.03	1.193	11:56:23.775
5 -	27.999	121.1	38.818	102.7	21.342	146.8	1:28.159 (1)	99.36		11:57:51.934
6 -	28.475	120.6	40.582	96.2	IN PIT		3:37.808 P	40.21	2:09.649	12:01:29.742
7 -	OUTLAP	108.7	40.751	92.0	21.084	147.4	1:36.488	90.78	8.329	12:03:06.230
8 -	28.649	118.1	39.104	100.7	20.801	147.8	1:28.554 (3)	98.92	0.395	12:04:34.784
9 -	28.449	117.1	42.927	78.0	22.695	145.2	1:34.071	93.11	5.912	12:06:08.855
10 -	28.699	116.3	40.784	74.4	21.730	145.8	1:31.213	96.03	3.054	12:07:40.068
11 -	29.621	105.1	49.286	60.5	IN PIT		8:00.877 P	18.21	6:32.718	12:15:40.945
12 -	OUTLAP	94.3	41.076	93.3	21.061	147.1	1:35.487	91.73	7.328	12:17:16.432
13 -	35.345	95.8	43.027	73.2	21.503	146.2	1:39.875	87.70	11.716	12:18:56.307
14 -	29.326	114.3	39.888	95.5	21.087	146.2	1:30.301	97.00	2.142	12:20:26.608
15 -	29.245	111.8	40.260	90.9	22.021	147.1	1:31.526	95.70	3.367	12:21:58.134
16 -	28.819	117.5	39.481	96.5	20.676	147.1	1:28.976	98.45	0.817	12:23:27.110
17 -	28.409	116.9	39.190	99.2	20.717	147.8	1:28.316 (2)	99.18	0.157	12:24:55.426
18 -	28.751	113.1	40.114	97.2	20.953	146.8	1:29.818	97.52	1.659	12:26:25.244

P6 173 SGT Berry van ELK

Mosler MT900R - BlueBerry Racing

IDEAL LAP TIME : 1:28.543

BEST LAP TIME : 1:28.561

DIFFERENCE : 0.018

LAP	SECTOR 1	SECTOR 2	SECTOR 3	LAP TIME	MPH	DIFF	TIME OF DAY			
1 -	OUTLAP	88.0	49.381	84.5	24.057	131.8	1:55.519	75.83	26.958	11:53:00.217
2 -	31.956	104.8	41.521	96.9	21.678	140.9	1:35.155	92.05	6.594	11:54:35.372
3 -	30.305	112.4	40.059	95.3	21.251	143.7	1:31.615	95.61	3.054	11:56:06.987
4 -	28.777	115.3	40.831	94.9	21.268	143.0	1:30.876	96.39	2.315	11:57:37.863
5 -	28.547	116.1	39.523	96.9	20.961	144.3	1:29.031 (2)	98.39	0.470	11:59:06.894
6 -	29.476	116.3	40.249	100.6	21.874	142.4	1:31.599	95.63	3.038	12:00:38.493
7 -	28.429	116.1	39.843	98.5	IN PIT		3:00.797 P	48.45	1:32.236	12:03:39.290
8 -	OUTLAP	112.0	40.729	80.7	21.702	142.4	1:36.120	91.13	7.559	12:05:15.410
9 -	28.391	117.1	40.403	98.6	21.181	144.0	1:29.975	97.35	1.414	12:06:45.385
10 -	40.990	55.4	1:05.784	52.1	IN PIT		9:56.833 P	14.67	8:28.272	12:16:42.218
11 -	OUTLAP	111.2	39.902	100.1	21.601	140.6	1:35.118	92.09	6.557	12:18:17.336
12 -	28.647	116.9	39.498	99.2	21.035	144.9	1:29.180 (3)	98.22	0.619	12:19:46.516
13 -	28.308	117.3	39.274	97.9	20.979	144.0	1:28.561 (1)	98.91		12:21:15.077
14 -	29.096	117.1	40.039	98.3	21.672	144.0	1:30.807	96.46	2.246	12:22:45.884
15 -	29.291	113.9	42.933	54.6	25.832	139.8	1:38.056	89.33	9.495	12:24:23.940

P7 192 SGT Colin WHITE

Ginetta GT3 - Privateer

IDEAL LAP TIME : 1:28.629

BEST LAP TIME : 1:28.848

DIFFERENCE : 0.219

LAP	SECTOR 1	SECTOR 2	SECTOR 3	LAP TIME	MPH	DIFF	TIME OF DAY			
1 -	OUTLAP	82.4	49.940	85.8	24.955	124.2	1:54.521	76.49	25.673	11:52:51.223
2 -	32.314	104.0	42.000	87.2	22.175	136.1	1:36.489	90.78	7.641	11:54:27.712
3 -	29.724	107.7	41.949	88.4	22.346	136.9	1:34.019	93.17	5.171	11:56:01.731
4 -	30.812	97.2	46.079	81.2	IN PIT		4:30.648 P	32.36	3:01.800	12:00:32.379
5 -	OUTLAP	109.4	40.238	93.8	21.334	139.5	1:33.626	93.56	4.778	12:02:06.005
6 -	28.621	113.1	39.704	97.2	21.233	138.9	1:29.558 (2)	97.81	0.710	12:03:35.563
7 -	28.641	112.4	40.321	93.5	21.009	140.6	1:29.971	97.36	1.123	12:05:05.534
8 -	28.390	112.0	40.250	92.4	21.349	140.9	1:29.989	97.34	1.141	12:06:35.523
9 -	28.542	111.2	39.612	90.6	21.608	139.5	1:29.762 (3)	97.58	0.914	12:08:05.285

Brands Hatch GP

Circuit Length = 2.4332 miles

Start: 11:49 Flag 12:26 End: 12:28

Weather / Track : Cloudy / Dry

Supercar Challenge - Super GT & GTB

QUALIFYING - RACE 2 - SECTOR ANALYSIS

SECTOR 1 = FL to I1, SECTOR 2 = I1 to I2, SECTOR 3 = I2 to FL, DIFF = Difference To Personal Best Lap

10 -	37.661	60.3	1:06.746	47.5	IN PIT		7:41.037	P	19.00	6:12.189	12:15:46.322
11 -	OUTLAP	97.2	46.724	87.7	22.654	135.0	1:48.606		80.65	19.758	12:17:34.928
12 -	29.707	110.3	42.064	94.6	21.793	136.6	1:33.564		93.62	4.716	12:19:08.492
13 -	30.410	109.2	40.184	96.1	21.214	142.1	1:31.808		95.41	2.960	12:20:40.300
14 -	28.457	112.0	40.417	76.1	21.767	140.1	1:30.641		96.64	1.793	12:22:10.941
15 -	29.242	112.7	40.053	90.3	21.260	141.5	1:30.555		96.73	1.707	12:23:41.496
16 -	28.273	113.1	39.347	96.2	21.228	140.3	1:28.848 (1)		98.59		12:25:10.344

P8 134 SGT Kevin CLARKE		BMW Z4 GT3 - ING Sport									
IDEAL LAP TIME : 1:28.919		BEST LAP TIME : 1:29.189				DIFFERENCE : 0.270					
LAP	SECTOR 1	SECTOR 2		SECTOR 3		LAP TIME	MPH	DIFF	TIME OF DAY		
1 -	OUTLAP	88.8	47.177	77.5	25.047	108.4	1:49.903	79.70	20.714	11:52:34.912	
2 -	32.423	99.5	44.114	80.1	22.807	133.6	1:39.344	88.17	10.155	11:54:14.256	
3 -	30.405	105.8	40.651	91.0	21.945	135.8	1:33.001	94.19	3.812	11:55:47.257	
4 -	29.799	106.8	41.420	88.3	IN PIT		3:11.311	P	45.78	1:42.122	11:58:58.568
5 -	OUTLAP	102.4	41.050	89.1	21.703	136.9	1:35.542	91.68	6.353	12:00:34.110	
6 -	28.818	109.4	39.760	95.3	21.205	136.3	1:29.783	(3)	97.56	0.594	12:02:03.893
7 -	28.845	106.8	40.353	95.5	21.558	132.6	1:30.756	96.52	1.567	12:03:34.649	
8 -	28.951	111.4	41.672	87.3	21.462	136.3	1:32.085	95.12	2.896	12:05:06.734	
9 -	28.953	109.1	39.411	97.1	21.452	136.6	1:29.816	97.53	0.627	12:06:36.550	
10 -	28.887	110.0	39.526	87.3	21.508	138.0	1:29.921	97.41	0.732	12:08:06.471	
11 -	40.242	57.1	1:04.886	46.3	IN PIT		7:47.174	P	18.75	6:17.985	12:15:53.645
12 -	OUTLAP	97.6	41.758	91.8	21.932	136.6	1:37.524	89.82	8.335	12:17:31.169	
13 -	31.509	102.9	41.205	94.6	21.595	117.5	1:34.309	92.88	5.120	12:19:05.478	
14 -	32.381	103.7	40.032	93.5	21.701	136.6	1:34.114	93.07	4.925	12:20:39.592	
15 -	28.778	111.4	40.453	76.8	22.102	136.6	1:31.333	95.91	2.144	12:22:10.925	
16 -	28.713	110.0	40.915	86.2	21.550	136.9	1:31.178	96.07	1.989	12:23:42.103	
17 -	28.760	112.2	39.232	95.5	21.197	137.5	1:29.189 (1)	98.21		12:25:11.292	
18 -	28.773	110.0	40.170	94.1	21.238	137.2	1:30.181	97.13	0.992	12:26:41.473	
19 -	28.490	109.8	39.379	91.1	21.330	136.9	1:29.199	(2)	98.20	0.010	12:28:10.672

P9 337 GTB MCKAY/BRADSHAW		Porsche 991 GT3 CUP Car - In2Racing									
IDEAL LAP TIME : 1:29.480		BEST LAP TIME : 1:29.480				DIFFERENCE : 0.000					
LAP	SECTOR 1	SECTOR 2		SECTOR 3		LAP TIME	MPH	DIFF	TIME OF DAY		
1 -	OUTLAP	83.8	50.548	77.9	25.099	136.1	1:56.998	74.87	27.518	11:52:05.858	
2 -	32.667	92.3	43.605	95.8	21.577	135.8	1:37.849	89.52	8.369	11:53:43.707	
3 -	29.686	90.1	40.412	96.2	21.223	138.3	1:31.321	(3)	95.92	1.841	11:55:15.028
4 -	28.405	112.5	39.873	101.5	21.202	137.5	1:29.480 (1)	97.89		11:56:44.508	
5 -	30.510	97.8	45.235	90.3	21.691	137.2	1:37.436	89.90	7.956	11:58:21.944	
6 -	28.637	110.1	40.228	88.8	IN PIT		3:26.146	P	42.49	1:56.666	12:01:48.090
7 -	OUTLAP	96.0	44.956	81.9	24.983	96.8	1:46.483	82.26	17.003	12:03:34.573	
8 -	31.621	106.6	41.331	91.3	21.896	136.6	1:34.848	92.35	5.368	12:05:09.421	
9 -	28.762	110.0	41.340	90.0	21.631	137.7	1:31.733	95.49	2.253	12:06:41.154	
10 -	35.584	60.8	1:05.595	44.3	IN PIT		8:55.582	P	16.35	7:26.102	12:15:36.736
11 -	OUTLAP	68.3	45.847	78.5	23.219	138.0	1:44.841	83.55	15.361	12:17:21.577	
12 -	29.068	108.7	41.049	95.5	21.470	137.7	1:31.587	95.64	2.107	12:18:53.164	
13 -	28.774	110.7	40.561	94.9	21.382	138.0	1:30.717	(2)	96.56	1.237	12:20:23.881
14 -	32.540	73.6	43.123	82.6	22.963	136.9	1:38.626	88.81	9.146	12:22:02.507	
15 -	29.639	107.3	42.214	89.5	IN PIT		2:16.945	P	63.96	47.465	12:24:19.452
16 -	OUTLAP	102.7	44.745	76.2	24.096	136.6	1:45.137	83.31	15.657	12:26:04.589	
17 -	29.080	106.8	41.698	90.4	23.093	134.7	1:33.871	93.31	4.391	12:27:38.460	

P10 375 GTB Ward SLUYS		BMW M4 Silhouette - JR Motorsport									
IDEAL LAP TIME : 1:29.682		BEST LAP TIME : 1:30.037				DIFFERENCE : 0.355					
LAP	SECTOR 1	SECTOR 2		SECTOR 3		LAP TIME	MPH	DIFF	TIME OF DAY		
1 -	OUTLAP	89.3	49.871	65.8	25.308	128.0	1:57.580	74.50	27.543	11:52:17.620	
2 -	32.147	104.2	43.102	92.0	22.337	134.2	1:37.586	89.76	7.549	11:53:55.206	
3 -	30.698	105.0	41.928	95.7	21.788	135.2	1:34.414	92.78	4.377	11:55:29.620	
4 -	29.398	109.8	40.954	101.9	21.617	135.2	1:31.969	95.24	1.932	11:57:01.589	
5 -	29.270	108.2	40.653	99.1	22.877	135.0	1:32.800	94.39	2.763	11:58:34.389	
6 -	29.429	110.5	40.579	99.4	21.572	135.2	1:31.580	95.65	1.543	12:00:05.969	
7 -	29.006	109.6	40.257	101.3	21.434	135.5	1:30.697	96.58	0.660	12:01:36.666	

Brands Hatch GP

Circuit Length = 2.4332 miles

Start: 11:49 Flag 12:26 End: 12:28

Weather / Track : Cloudy / Dry

Supercar Challenge - Super GT & GTB

QUALIFYING - RACE 2 - SECTOR ANALYSIS

SECTOR 1 = FL to I1, SECTOR 2 = I1 to I2, SECTOR 3 = I2 to FL, DIFF = Difference To Personal Best Lap

LAP	SECTOR 1	SECTOR 2	SECTOR 3	LAP TIME	MPH	DIFF	TIME OF DAY
8 -	29.423	110.0	40.516	99.7	IN PIT	2:49.561 P	51.66 1:19.524 12:04:26.227
9 -	OUTLAP	109.4	40.976	90.1	IN PIT	11:03.637 P	13.19 9:33.600 12:15:29.864
10 -	OUTLAP	101.2	44.010	90.8	22.912	133.9	1:43.035 85.01 12.998 12:17:12.899
11 -	29.788	108.5	40.508	105.5	21.701	135.5	1:31.997 95.21 1.960 12:18:44.896
12 -	29.540	110.1	40.201	101.6	21.264	135.8	1:31.005 96.25 0.968 12:20:15.901
13 -	28.921	111.2	39.793	104.6	21.323	135.8	1:30.037 (1) 97.29 12:21:45.938
14 -	28.625	111.6	40.022	101.5	21.419	136.3	1:30.066 (2) 97.26 0.029 12:23:16.004
15 -	28.754	112.2	39.977	99.4	21.432	137.7	1:30.163 (3) 97.15 0.126 12:24:46.167

P11 399 GTB LAMSTER/MOLENAAR

Porsche 997 GT3 - Euroseal / EMG Motorsport

IDEAL LAP TIME : 1:29.991

BEST LAP TIME : 1:30.150

DIFFERENCE : 0.159

LAP	SECTOR 1	SECTOR 2	SECTOR 3	LAP TIME	MPH	DIFF	TIME OF DAY
1 -	OUTLAP	59.9	52.655	55.1	25.872	135.5	2:04.404 70.41 34.254 11:52:26.941
2 -	30.604	110.0	41.499	94.7	21.800	137.5	1:33.903 D 93.28 3.753 11:54:00.844
3 -	28.987	111.6	41.195	100.1	21.394	137.5	1:31.576 (3) 95.65 1.426 11:55:32.420
4 -	28.505	112.2	40.092	102.7	21.553	137.5	1:30.150 (1) 97.16 11:57:02.570
5 -	28.857	111.4	41.888	96.5	IN PIT	2:33.304 P	57.14 1:03.154 11:59:35.874
6 -	OUTLAP	108.5	41.903	97.2	21.675	138.3	1:36.893 90.40 6.743 12:01:12.767
7 -	28.875	112.4	40.517	93.9	21.460	137.7	1:30.852 (2) 96.41 0.702 12:02:43.619
8 -	29.642	103.2	42.148	94.5	IN PIT	3:08.816 P	46.39 1:38.666 12:05:52.435
9 -	OUTLAP	103.0	45.789	75.9	24.807	132.8	1:46.753 82.05 16.603 12:07:39.188
10 -	31.057	102.9	57.095	61.7	IN PIT	9:49.683 P	14.85 8:19.533 12:17:28.871
11 -	OUTLAP	93.9	48.879	82.6	26.230	121.5	1:55.049 76.14 24.899 12:19:23.920
12 -	32.443	103.0	44.521	88.7	23.223	131.8	1:40.187 87.43 10.037 12:21:04.107
13 -	31.434	100.9	44.214	89.5	23.110	131.3	1:38.758 88.70 8.608 12:22:42.865
14 -	31.573	107.7	44.054	87.6	23.636	132.6	1:39.263 88.24 9.113 12:24:22.128
15 -	32.168	106.5	43.670	93.0	22.889	133.4	1:38.727 88.72 8.577 12:26:00.855
16 -	30.901	109.1	43.118	92.3	24.331	126.1	1:38.350 89.06 8.200 12:27:39.205

P12 305 GTB DONTJE/KOOL

Corvette GT4 - DayVTec

IDEAL LAP TIME : 1:30.261

BEST LAP TIME : 1:30.275

DIFFERENCE : 0.014

LAP	SECTOR 1	SECTOR 2	SECTOR 3	LAP TIME	MPH	DIFF	TIME OF DAY
1 -	OUTLAP	70.4	49.601	71.5	25.208	130.0	1:56.533 75.17 26.258 11:51:59.798
2 -	31.457	106.5	42.649	91.4	22.330	133.9	1:36.436 90.83 6.161 11:53:36.234
3 -	29.532	109.4	41.433	96.0	21.854	135.0	1:32.819 94.37 2.544 11:55:09.053
4 -	29.109	110.0	40.658	101.9	21.542	135.5	1:31.309 95.93 1.034 11:56:40.362
5 -	28.838	110.0	40.572	95.5	22.536	134.4	1:31.946 95.27 1.671 11:58:12.308
6 -	29.021	108.7	40.149	103.4	21.492	135.0	1:30.662 96.62 0.387 11:59:42.970
7 -	28.863	109.1	42.791	92.6	IN PIT	4:05.376 P	35.69 2:35.101 12:03:48.346
8 -	OUTLAP	95.3	45.589	92.4	22.216	134.7	1:44.045 84.19 13.770 12:05:32.391
9 -	28.716	109.4	40.207	101.6	21.892	135.0	1:30.815 96.45 0.540 12:07:03.206
10 -	28.645	110.5	41.844	67.8	IN PIT	8:35.720 P	16.98 7:05.445 12:15:38.926
11 -	OUTLAP	87.8	44.275	88.7	22.254	134.4	1:40.969 86.75 10.694 12:17:19.895
12 -	28.868	108.9	40.347	101.3	21.533	135.2	1:30.748 96.52 0.473 12:18:50.643
13 -	28.812	108.9	40.168	104.3	21.560	135.2	1:30.540 (2) 96.75 0.265 12:20:21.183
14 -	28.636	109.4	40.133	100.0	21.506	135.8	1:30.275 (1) 97.03 12:21:51.458
15 -	28.764	110.3	40.338	102.4	21.532	135.8	1:30.634 (3) 96.65 0.359 12:23:22.092
16 -	28.889	108.7	40.371	99.2	21.873	135.5	1:31.133 96.12 0.858 12:24:53.225
17 -	29.165	108.7	40.366	97.8	21.580	135.0	1:31.111 96.14 0.836 12:26:24.336
18 -	29.008	110.0	40.213	99.5	21.556	135.8	1:30.777 96.49 0.502 12:27:55.113

P13 191 SGT DOWLING/COOK

TVR Sagaris -

IDEAL LAP TIME :

BEST LAP TIME : 1:33.703

DIFFERENCE :

LAP	SECTOR 1	SECTOR 2	SECTOR 3	LAP TIME	MPH	DIFF	TIME OF DAY
1 -				1:36.224	91.03	2.521	11:54:03.812
2 -				1:35.961	91.28	2.258	11:55:39.773
3 -				1:33.703 (1)	93.48		11:57:13.476
4 -				1:34.510 (2)	92.68	0.807	11:58:47.986
5 -			IN PIT	4:46.200 P	30.60	3:12.497	12:03:34.186
6 -	OUTLAP			1:42.300	85.62	8.597	12:05:16.487
7 -				1:34.966 (3)	92.24	1.263	12:06:51.453
8 -				10:39.360	13.70	9:05.657	12:17:30.813

Brands Hatch GP

Circuit Length = 2.4332 miles

Start: 11:49 Flag 12:26 End: 12:28

Weather / Track : Cloudy / Dry

Supercar Challenge - Super GT & GTB

QUALIFYING - RACE 2 - SECTOR ANALYSIS

SECTOR 1 = FL to I1, SECTOR 2 = I1 to I2, SECTOR 3 = I2 to FL, DIFF = Difference To Personal Best Lap

9 -							1:39.008	88.47	5.305	12:19:09.821
10 -							1:35.629	91.60	1.926	12:20:45.450
11 -							1:35.218	91.99	1.515	12:22:20.668

P14 376 GTB Bob HERBER			BMW M4 Silhouette - JR Motorsport								
IDEAL LAP TIME : 1:33.300			BEST LAP TIME : 1:33.978			DIFFERENCE : 0.678					
LAP	SECTOR 1	SECTOR 2	SECTOR 3	LAP TIME	MPH	DIFF	TIME OF DAY				
1 -	OUTLAP	78.7	49.685	81.6	25.166	127.0	1:57.543	74.52	23.565	11:52:33.741	
2 -	32.165	101.3	45.152	86.8	23.078	129.5	1:40.395	87.25	6.417	11:54:14.136	
3 -	31.368	103.5	43.060	89.4	22.739	130.5	1:37.167	90.15	3.189	11:55:51.303	
4 -	30.342	104.6	43.089	90.1	22.887	130.3	1:36.318	90.94	2.340	11:57:27.621	
5 -	29.767	107.2	43.993	89.0	22.636	131.5	1:36.396	90.87	2.418	11:59:04.017	
6 -	29.929	106.1	42.586	94.7	23.390	131.3	1:35.905	91.33	1.927	12:00:39.922	
7 -	29.762	106.5	42.489	93.2	22.200	131.5	1:34.451	92.74	0.473	12:02:14.373	
8 -	29.614	108.4	43.503	90.1	IN PIT		3:04.930	P	47.36	1:30.952	12:05:19.303
9 -	OUTLAP	104.5	44.254	90.6	22.548	130.3	1:41.790	86.05	7.812	12:07:01.093	
10 -	29.985	105.1	43.867	68.9	IN PIT		8:41.425	P	16.79	7:07.447	12:15:42.518
11 -	OUTLAP	98.6	44.721	91.3	23.058	128.5	1:43.880	84.32	9.902	12:17:26.398	
12 -	30.395	104.0	42.071	97.3	22.385	132.1	1:34.851	92.35	0.873	12:19:01.249	
13 -	30.150	105.3	42.063	96.9	22.023	131.3	1:34.236	(2)	92.95	0.258	12:20:35.485
14 -	29.445	107.3	43.384	90.5	22.423	131.3	1:35.252	91.96	1.274	12:22:10.737	
15 -	30.615	106.1	41.928	95.0	22.180	131.3	1:34.723	92.47	0.745	12:23:45.460	
16 -	29.697	106.1	41.832	94.2	22.449	131.0	1:33.978 (1)	93.21		12:25:19.438	
17 -	29.808	106.5	42.415	96.5	22.182	132.1	1:34.405	(3)	92.79	0.427	12:26:53.843

P15 336 GTB Simon ATKINSON			Dodge Viper - Backdraft Motorsport								
IDEAL LAP TIME : 1:33.529			BEST LAP TIME : 1:34.019			DIFFERENCE : 0.490					
LAP	SECTOR 1	SECTOR 2	SECTOR 3	LAP TIME	MPH	DIFF	TIME OF DAY				
1 -	OUTLAP	65.4	49.965	77.9	24.704	129.8	1:59.574	73.25	25.555	11:52:18.580	
2 -	32.897	98.6	43.779	90.0	22.778	134.4	1:39.454	88.07	5.435	11:53:58.034	
3 -	31.037	101.3	43.530	91.5	IN PIT		5:19.095	P	27.45	3:45.076	11:59:17.129
4 -	OUTLAP	101.0	42.553	92.1	22.368	135.2	1:41.579	86.23	7.560	12:00:58.708	
5 -	30.342	105.3	42.749	92.0	22.442	135.8	1:35.533	91.69	1.514	12:02:34.241	
6 -	30.346	106.1	41.900	90.8	22.252	133.6	1:34.498	(3)	92.69	0.479	12:04:08.739
7 -	29.795	108.7	42.307	83.7	22.315	136.1	1:34.417	(2)	92.77	0.398	12:05:43.156
8 -	29.861	106.5	42.777	73.5	23.343	135.0	1:35.981	91.26	1.962	12:07:19.137	
9 -	29.994	107.7	48.757	54.5	IN PIT		8:33.087	P	17.07	6:59.068	12:15:52.224
10 -	OUTLAP	100.1	43.669	94.2	21.842	136.3	1:39.899	87.68	5.880	12:17:32.123	
11 -	30.894	86.7	43.087	96.0	22.141	134.7	1:36.122	91.13	2.103	12:19:08.245	
12 -	30.056	107.2	42.024	93.9	21.939	135.8	1:34.019 (1)	93.17		12:20:42.264	
13 -	30.548	105.5	42.489	95.3	21.834	135.8	1:34.871	92.33	0.852	12:22:17.135	
14 -	30.353	106.0	42.249	94.1	22.446	134.4	1:35.048	92.16	1.029	12:23:52.183	

P16 170 SGT Kevin RILEY			Mosler MT900R - KRM-Staffs Racing								
IDEAL LAP TIME : 1:34.362			BEST LAP TIME : 1:34.394			DIFFERENCE : 0.032					
LAP	SECTOR 1	SECTOR 2	SECTOR 3	LAP TIME	MPH	DIFF	TIME OF DAY				
1 -	OUTLAP	87.7	51.604	71.4	26.403	116.3	1:59.738	73.15	25.344	11:52:46.835	
2 -	37.502	103.0	45.664	80.6	23.156	140.1	1:46.322	82.38	11.928	11:54:33.157	
3 -	33.736	106.6	42.891	88.0	22.593	139.5	1:39.220	88.28	4.826	11:56:12.377	
4 -	31.866	98.1	43.898	86.3	23.067		1:38.831	88.63	4.437	11:57:51.208	
5 -	30.620	107.5	43.213	88.7	22.490		1:36.323	90.94	1.929	11:59:27.531	
6 -	30.816	99.8	45.061	97.1	22.334		1:38.211	89.19	3.817	12:01:05.742	
7 -	31.300	92.1	42.612	87.0	22.953		1:36.865	90.43	2.471	12:02:42.607	
8 -	30.284	98.5	43.843	91.3	22.198	142.1	1:36.325	90.94	1.931	12:04:18.932	
9 -	30.746	104.8	42.818	89.7	22.670	141.5	1:36.234	91.02	1.840	12:05:55.166	
10 -	31.930	102.7	46.804	69.0	24.414	140.3	1:43.148	84.92	8.754	12:07:38.314	
11 -	30.885	98.3	56.334	67.3	IN PIT		8:27.055	P	17.27	6:52.661	12:16:05.369
12 -	OUTLAP	86.3	46.389	74.4	23.429	134.2	1:48.601	80.66	14.207	12:17:53.970	
13 -	30.280	108.9	44.058	86.7	22.569	142.1	1:36.907	90.39	2.513	12:19:30.877	
14 -	30.605	108.0	42.578	92.5	22.197	140.1	1:35.380	(2)	91.84	0.986	12:21:06.257
15 -	31.506	106.8	42.469	88.5	22.835	136.9	1:36.810	90.48	2.416	12:22:43.067	
16 -	29.897	107.5	42.268	91.5	22.229		1:34.394 (1)	92.80		12:24:17.461	

Brands Hatch GP
 Circuit Length = 2.4332 miles
 Start: 11:49 Flag 12:26 End: 12:28

Weather / Track : Cloudy / Dry

Supercar Challenge - Super GT & GTB

QUALIFYING - RACE 2 - SECTOR ANALYSIS

SECTOR 1 = FL to I1, SECTOR 2 = I1 to I2, SECTOR 3 = I2 to FL, DIFF = Difference To Personal Best Lap

17 -	30.134	108.5	43.112	90.0	22.897	142.1	1:36.143	91.11	1.749	12:25:53.604
18 -	30.292	110.3	42.970	92.6	22.806	133.6	1:36.068 (3)	91.18	1.674	12:27:29.672

P17 350 GTB Ian DONALDSON			Porsche 997 Cup - Intersport Racing							
IDEAL LAP TIME : 1:34.641			BEST LAP TIME : 1:35.208			DIFFERENCE : 0.567				
LAP	SECTOR 1	SECTOR 2	SECTOR 3	LAP TIME	MPH	DIFF	TIME OF DAY			
1 -	OUTLAP	73.9	47.751	82.0	23.795	128.0	1:50.377	79.36	15.169	11:51:49.846
2 -	31.263	99.8	42.249	87.3	22.916	135.5	1:36.428	90.84	1.220	11:53:26.274
3 -	31.397	101.2	41.964	88.6	22.451	135.8	1:35.812 (3)	91.42	0.604	11:55:02.086
4 -	30.379	105.8	42.266	87.1	22.563	137.5	1:35.208 (1)	92.00		11:56:37.294
5 -	30.333	107.5	41.984	91.9	23.757	136.1	1:36.074	91.17	0.866	11:58:13.368
6 -	30.639	107.3	42.785	88.1	22.456	136.6	1:35.880	91.36	0.672	11:59:49.248
7 -	31.882	92.6	47.053	80.0	IN PIT		6:06.838 P	23.87	4:31.630	12:05:56.086
8 -	OUTLAP	95.0	47.447	71.3	25.022	131.3	1:48.676	80.60	13.468	12:07:44.762
9 -	31.193	87.3	1:00.815	62.1	IN PIT		8:17.135 P	17.62	6:41.927	12:16:01.897
10 -	OUTLAP	92.0	44.291	82.9	24.122	135.8	1:44.256	84.02	9.048	12:17:46.153
11 -	30.649	107.3	43.204	89.4	22.859	135.8	1:36.712	90.57	1.504	12:19:22.865
12 -	30.603	104.3	42.416	88.5	22.344	136.6	1:35.363 (2)	91.85	0.155	12:20:58.228
13 -	30.675	103.8	42.693	87.0	22.593	135.8	1:35.961	91.28	0.753	12:22:34.189
14 -	30.684	105.0	42.783	86.0	22.845	132.6	1:36.312	90.95	1.104	12:24:10.501

P18 309 GTB Dirk SCHULZ			Porsche 997 GT3 - Topper Team							
IDEAL LAP TIME : 1:39.607			BEST LAP TIME : 1:39.990			DIFFERENCE : 0.383				
LAP	SECTOR 1	SECTOR 2	SECTOR 3	LAP TIME	MPH	DIFF	TIME OF DAY			
1 -	OUTLAP	79.7	54.903	70.1	26.138	121.7	2:03.372	71.00	23.382	11:52:04.147
2 -	35.942	94.2	48.825	76.8	25.386	124.0	1:50.153	79.52	10.163	11:53:54.300
3 -	33.073	102.6	47.039	80.7	24.127	122.9	1:44.239	84.03	4.249	11:55:38.539
4 -	34.346	103.4	46.010	75.1	24.209	128.8	1:44.565	83.77	4.575	11:57:23.104
5 -	31.808	100.4	46.728	66.1	24.482	129.5	1:43.018	85.03	3.028	11:59:06.122
6 -	32.426	99.7	45.865	83.7	23.994	128.3	1:42.285	85.64	2.295	12:00:48.407
7 -	32.227	103.4	45.079	85.5	23.472	130.5	1:40.778	86.92	0.788	12:02:29.185
8 -	31.946	104.0	47.915	81.0	24.089	127.8	1:43.950	84.26	3.960	12:04:13.135
9 -	32.337	104.5	45.110	84.8	23.964	124.7	1:41.411	86.37	1.421	12:05:54.546
10 -	32.470	99.8	47.849	71.6	25.230	126.3	1:45.549	82.99	5.559	12:07:40.095
11 -	32.480	103.4	1:00.770	57.3	IN PIT		8:15.830 P	17.66	6:35.840	12:15:55.925
12 -	OUTLAP	95.3	45.888	83.7	23.878	129.3	1:47.667	81.36	7.677	12:17:43.592
13 -	31.877	102.2	45.742	84.6	23.760	129.3	1:41.379	86.40	1.389	12:19:24.971
14 -	32.298	105.0	44.631	85.3	23.501	130.0	1:40.430 (2)	87.22	0.440	12:21:05.401
15 -	33.749	99.5	45.090	85.5	23.944	131.0	1:42.783	85.22	2.793	12:22:48.184
16 -	31.537	104.2	45.014	82.8	23.439	130.0	1:39.990 (1)	87.60		12:24:28.174
17 -	33.993	105.1	44.953	84.3	23.640	129.8	1:42.586	85.39	2.596	12:26:10.760
18 -	31.952	106.6	45.167	81.0	23.571	131.5	1:40.690 (3)	86.99	0.700	12:27:51.450

P19 136 SGT Fiona JAMES			Praga M1 -							
IDEAL LAP TIME : 1:41.998			BEST LAP TIME : 1:42.622			DIFFERENCE : 0.624				
LAP	SECTOR 1	SECTOR 2	SECTOR 3	LAP TIME	MPH	DIFF	TIME OF DAY			
1 -	OUTLAP	76.8	56.356	64.7	30.071	105.1	2:14.497	65.13	31.875	11:52:22.192
2 -	37.901	89.1	51.513	64.7	26.313	114.7	1:55.727	75.69	13.105	11:54:17.919
3 -	34.310	94.1	50.268	79.6	24.739	116.9	1:49.317	80.13	6.695	11:56:07.236
4 -	33.086	95.3	46.289	83.1	24.669	114.9	1:44.044 (2)	84.19	1.422	11:57:51.280
5 -	33.889	94.3	47.154	76.7	24.765	117.1	1:45.808	82.78	3.186	11:59:37.088
6 -	34.184	94.9	45.913	78.3	23.960	118.5	1:44.057 (3)	84.18	1.435	12:01:21.145
7 -	32.803	95.3	45.772	84.5	24.047	118.3	1:42.622 (1)	85.36		12:03:03.767

Weather / Track : Cloudy / Dry

Brands Hatch GP

Circuit Length = 2.4332 miles

Start: 11:49 Flag 12:26 End: 12:28

Supercar Challenge - Super GT & GTB

QUALIFYING - RACE 2 - BEST SPEEDS

POS	INTERMEDIATE 1			INTERMEDIATE 2			FINISH LINE		
	NO	NAME	MPH	NO	NAME	MPH	NO	NAME	MPH
1	101	GROUWELS/SNOEKS	122.2	101	GROUWELS/SNOEKS	110.3	102	ZUMBRINK	151.4
2	106	KOEBOLT/CARANSA	121.1	110	VANDIERENDONCK/HAMILTON	108.4	101	GROUWELS/SNOEKS	149.7
3	102	ZUMBRINK	120.9	375	SLUYS	105.5	106	KOEBOLT/CARANSA	147.8
4	141	ABBOTT	119.8	141	ABBOTT	104.8	141	ABBOTT	147.8
5	110	VANDIERENDONCK/HAMILTON	117.7	305	DONTJE/KOOL	104.3	173	van ELK	144.9
6	173	van ELK	117.3	102	ZUMBRINK	103.0	110	VANDIERENDONCK/HAMILTON	144.3
7	192	WHITE	113.1	399	LAMSTER/MOLENAAR	102.7	170	RILEY	142.1
8	337	MCKAY/BRADSHAW	112.5	106	KOEBOLT/CARANSA	102.7	192	WHITE	142.1
9	399	LAMSTER/MOLENAAR	112.4	337	MCKAY/BRADSHAW	101.5	337	MCKAY/BRADSHAW	138.6
10	134	CLARKE	112.2	173	van ELK	100.6	399	LAMSTER/MOLENAAR	138.3
11	375	SLUYS	112.2	376	HERBER	97.3	134	CLARKE	138.0
12	305	DONTJE/KOOL	110.5	192	WHITE	97.2	375	SLUYS	137.7
13	170	RILEY	110.3	134	CLARKE	97.1	350	DONALDSON	137.5
14	336	ATKINSON	108.7	170	RILEY	97.1	336	ATKINSON	136.3
15	376	HERBER	108.4	336	ATKINSON	96.0	305	DONTJE/KOOL	135.8
16	350	DONALDSON	107.5	350	DONALDSON	91.9	376	HERBER	132.1
17	309	SCHULZ	106.6	136	JAMES	85.7	309	SCHULZ	131.5
18	136	JAMES	97.1	309	SCHULZ	85.5	136	JAMES	118.5
19									

Weather / Track : Cloudy / Dry

Results can be found at www.tsl-timing.com

Brands Hatch GP
 Circuit Length = 2.4332 miles
 Start: 11:49 Flag 12:26 End: 12:28

Printed - 12:29 Saturday, 12 September 2015

Supercar Challenge - Super GT & GTB

QUALIFYING - RACE 2 - BEST SECTORS

SECTOR 1		SECTOR 2		SECTOR 3		IDEAL / BEST COMPARISON					
POS	NO NAME	TIME	NO NAME	TIME	NO NAME	TIME	POS	NO NAME	IDEAL	BEST	DIFF
									PERFECT LAP	1:24.336	
1	101 GROUWELS/SNOE	27.035	101 GROUWELS/SNOE	37.196	101 GROUWELS/SNOE	20.105	1	101 GROUWELS/SNOEK	1:24.336	1:24.577	0.241
2	110 VANDIERENDONC	27.309	141 ABBOTT	37.633	102 ZUMBRINK	20.139	2	102 ZUMBRINK	1:25.309	1:25.309	0.000
3	102 ZUMBRINK	27.493	102 ZUMBRINK	37.677	141 ABBOTT	20.348	3	110 VANDIERENDONCK/	1:25.462	1:25.531	0.069
4	141 ABBOTT	27.745	110 VANDIERENDONC	37.762	110 VANDIERENDONC	20.391	4	141 ABBOTT	1:25.726	1:26.342	0.616
5	106 KOEBOLT/CARANS	27.999	106 KOEBOLT/CARANS	38.818	106 KOEBOLT/CARANS	20.676	5	106 KOEBOLT/CARANSA	1:27.493	1:28.159	0.666
6	192 WHITE	28.273	134 CLARKE	39.232	173 van ELK	20.961	6	173 van ELK	1:28.543	1:28.561	0.018
7	173 van ELK	28.308	173 van ELK	39.274	192 WHITE	21.009	7	192 WHITE	1:28.629	1:28.848	0.219
8	337 MCKAY/BRADSHA	28.405	192 WHITE	39.347	134 CLARKE	21.197	8	134 CLARKE	1:28.919	1:29.189	0.270
9	134 CLARKE	28.490	375 SLUYS	39.793	337 MCKAY/BRADSHA	21.202	9	337 MCKAY/BRADSHAW	1:29.480	1:29.480	0.000
10	399 LAMSTER/MOLEN/	28.505	337 MCKAY/BRADSHA	39.873	375 SLUYS	21.264	10	375 SLUYS	1:29.682	1:30.037	0.355
11	375 SLUYS	28.625	399 LAMSTER/MOLEN/	40.092	399 LAMSTER/MOLEN/	21.394	11	399 LAMSTER/MOLENAA	1:29.991	1:30.150	0.159
12	305 DONTJE/KOOL	28.636	305 DONTJE/KOOL	40.133	305 DONTJE/KOOL	21.492	12	305 DONTJE/KOOL	1:30.261	1:30.275	0.014
13	376 HERBER	29.445	376 HERBER	41.832	336 ATKINSON	21.834	13	376 HERBER	1:33.300	1:33.978	0.678
14	336 ATKINSON	29.795	336 ATKINSON	41.900	376 HERBER	22.023	14	336 ATKINSON	1:33.529	1:34.019	0.490
15	170 RILEY	29.897	350 DONALDSON	41.964	170 RILEY	22.197	15	170 RILEY	1:34.362	1:34.394	0.032
16	350 DONALDSON	30.333	170 RILEY	42.268	350 DONALDSON	22.344	16	350 DONALDSON	1:34.641	1:35.208	0.567
17	309 SCHULZ	31.537	309 SCHULZ	44.631	309 SCHULZ	23.439	17	309 SCHULZ	1:39.607	1:39.990	0.383
18	136 JAMES	32.803	136 JAMES	45.235	136 JAMES	23.960	18	136 JAMES	1:41.998	1:42.622	0.624
19							19	191 DOWLING/COOK		1:33.703	

Weather / Track : Cloudy / Dry

Brands Hatch GP

Circuit Length = 2.4332 miles


Start: 11:49 Flag 12:26 End: 12:28

Results can be found at www.tsl-timing.com

Printed - 12:29 Saturday, 12 September 2015

Supercar Challenge - Super GT & GTB

RACE 2 - GRID (60 minutes)

ROW 10	19	369 Aart BOSMAN	20	111 Henk THUIS
ROW 9	17	1:35.208 350 Ian DONALDSON	18	1:39.990 309 Dirk SCHULZ
ROW 8	15	1:34.019 336 Simon ATKINSON	16	1:34.394 170 Kevin RILEY
ROW 7	13	1:33.703 191 DOWLING/COOK	14	1:33.978 376 Bob HERBER
ROW 6	11	1:30.150 399 LAMSTER/MOLENAAR	12	1:30.275 305 DONTJE/KOOL
ROW 5	9	1:29.480 337 MCKAY/BRADSHAW	10	1:30.037 375 Ward SLUYS
ROW 4	7	1:28.848 192 Colin WHITE	8	1:29.189 134 Kevin CLARKE
ROW 3	5	1:28.159 106 KOEBOLT/CARANSA	6	1:28.561 173 Berry van ELK
ROW 2	3	1:25.531 110 VANDIERENDONCK/HAMILTON	4	1:26.342 141 James ABBOTT
ROW 1	1	1:24.577 101 GROUWELS/SNOEKS	2	1:25.309 102 Henry ZUMBRINK
Pole				
				


Brands Hatch GP
Circuit Length = 2.4332 miles

These results are provisional until the conclusion of any judicial and technical matters.

Clerk Of Course :

Timekeeper :

Supercar Challenge - Super GT & GTB
RACE 7 - GRID (60 minutes) - AMENDED

ROW 10	19	111	Henk THUIS	
ROW 9	17	309	Dirk SCHULZ	18 369 Aart BOSMAN
ROW 8	15	350	Ian DONALDSON	16 170 Kevin RILEY
ROW 7	13	336	Simon ATKINSON	14 191 DOWLING/COOK
ROW 6	11	399	LAMSTER/MOLENAAR	12 376 Bob HERBER
ROW 5	9	305	DONTJE/KOOL	10 337 MCKAY/BRADSHAW
ROW 4	7	192	Colin WHITE	8 375 Ward SLUYS
ROW 3	5	106	KOEBOLT/CARANSA	6 134 Kevin CLARKE
ROW 2	3	110	VANDIERENDONCK/HAMILTON	4 141 James ABBOTT
ROW 1	1	101	GROUWELS/SNOEKS	2 102 Henry ZUMBRINK
Pole				
				

Brands Hatch GP
 Circuit Length = 2.4332 miles

These results are provisional until the conclusion of any judicial and technical matters.

Clerk Of Course :		Timekeeper :
-------------------	--	--------------

Supercar Challenge - Super GT & GTB

RACE 2 - CLASSIFICATION

POS	NO	CL	PIC	DRIVER / TEAM	CAR	LAPS	TIME	GAP	DIFF	MPH	BEST	ON
1	110	SGT	1	VANDIERENDONCK/HAMILTON Shipex SRT Racing	Corvette ZR1 GTE	37	1:00:57.995			88.60	1:27.458	37
2	102	SGT	2	Henry ZUMBRINK Volvo Reede Racing by DayVTec	Volvo S60 V8	37	1:01:03.607	5.612	5.612	88.46	1:27.148	4
3	101	SGT	3	GROUWELS/SNOEKS Team RaceArt	Dodge Viper GT3-R	37	1:01:04.120	6.125	0.513	88.45	1:26.510	23
4	134	SGT	4	Kevin CLARKE ING Sport	BMW Z4 GT3	37	1:01:20.098	22.103	15.978	88.07	1:29.181	5
5	106	SGT	5	KOEBOLT/CARANSA DayVTec	Volvo S60 V8	37	1:01:22.431	24.436	2.333	88.01	1:28.516	4
6	192	SGT	6	Colin WHITE Privateer	Ginetta GT3	37	1:01:32.573	34.578	10.142	87.77	1:29.840	12
7	111	SGT	7	Henk THUIS Radical Benelux	Radical RXC	37	1:01:51.300	53.305	18.727	87.33	1:30.104	21
8	141	SGT	8	James ABBOTT Radical UK	Radical RXC V6 Turbo	37	1:02:52.860	1:54.865	1:01.560	85.90	1:27.845	4
9	337	GTB	1	MCKAY/BRADSHAW In2Racing	Porsche 991 GT3 CUP Car	36	1:01:38.459	1 Lap	1 Lap	85.26	1:30.873	5
10	375	GTB	2	Ward SLUYS JR Motorsport	BMW M4 Silhouette	36	1:01:40.485	1 Lap	2.026	85.21	1:30.884	10
11	336	GTB	3	Simon ATKINSON Backdraft Motorsport	Dodge Viper	36	1:01:50.897	1 Lap	10.412	84.98	1:32.792	28
12	399	GTB	4	LAMSTER/MOLENAAR Euroseal / EMG Motorsport	Porsche 997 GT3	35	1:01:34.629	2 Laps	1 Lap	82.98	1:31.335	33
13	305	GTB	5	DONTJE/KOOL DayVTec	Corvette GT4	35	1:01:52.254	2 Laps	17.625	82.58	1:30.947	5
14	376	GTB	6	Bob HERBER JR Motorsport	BMW M4 Silhouette	33	1:02:28.143	4 Laps	2 Laps	77.12	1:34.394	3
15	191	SGT	9	DOWLING/COOK	TVR Sagaris	29	54:17.172	8 Laps	4 Laps	77.99	1:33.535	3
16	309	GTB	7	Dirk SCHULZ Topper Team	Porsche 997 GT3	28	51:16.053	9 Laps	1 Lap	79.73	1:40.485	8
NOT CLASSIFIED												
NC	173	SGT		Berry van ELK BlueBerry Racing	Mosler MT900R	22	37:03.833	15 Laps	6 Laps	86.65	1:29.613	3
NC	350	GTB		Ian DONALDSON Intersport Racing	Porsche 997 Cup	15	24:26.026	22 Laps	7 Laps	89.62	1:35.442	8
NC	369	GTB		Aart BOSMAN ABW Racing	Porsche 997 GT3	15	24:27.857	22 Laps	1.831	89.51	1:35.647	9
NC	170	SGT		Kevin RILEY KRM-Staffs Racing	Mosler MT900R	15	25:36.027	22 Laps	1:08.170	85.54	1:36.772	6
FASTEST LAP												
	101	SGT		GROUWELS/SNOEKS Team RaceArt	Dodge Viper GT3-R	23	1:26.510		101.25 mph		162.95 kph	
	337	GTB		MCKAY/BRADSHAW In2Racing	Porsche 991 GT3 CUP Car	5	1:30.873		96.39 mph		155.13 kph	

Weather / Track : Bright / Dry

These results are provisional until the conclusion of any judicial and technical matters.

Brands Hatch GP

Circuit Length = 2.4332 miles

Start: 14:29 Flag 15:30 End: 15:32

Clerk Of Course :	Timekeeper :
-------------------	--------------

Supercar Challenge - Super GT & GTB

RACE 2 - SECTOR ANALYSIS

SECTOR 1 = FL to I1, SECTOR 2 = I1 to I2, SECTOR 3 = I2 to FL, DIFF = Difference To Personal Best Lap

P1 110 SGT VANDIERENDONCK/HAMILTON		Corvette ZR1 GTE - Shipex SRT Racing									
IDEAL LAP TIME : 1:27.177		BEST LAP TIME : 1:27.458					DIFFERENCE : 0.281				
LAP	SECTOR 1		SECTOR 2		SECTOR 3		LAP TIME	MPH	DIFF	TIME OF DAY	
1 -		108.5	42.187	98.5	22.390	138.6	1:37.530	89.81	10.072	14:31:19.462	
2 -	29.166	112.5	41.525	102.4	21.689	140.3	1:32.380	94.82	4.922	14:32:51.842	
3 -	28.621	113.7	41.514	99.5	21.420	141.5	1:31.555	95.67	4.097	14:34:23.397	
4 -	28.469	113.9	41.239	100.9	21.577	140.3	1:31.285	95.96	3.827	14:35:54.682	
5 -	28.427	114.9	40.833	97.2	21.397	140.9	1:30.657	96.62	3.199	14:37:25.339	
6 -	28.696	113.7	40.989	97.3	21.440	140.9	1:31.125	96.12	3.667	14:38:56.464	
7 -	28.538	113.9	40.916	96.9	21.349	141.2	1:30.803	96.47	3.345	14:40:27.267	
8 -	28.560	113.9	40.862	97.9	21.332	141.2	1:30.754	96.52	3.296	14:41:58.021	
9 -	28.698	113.5	40.928	99.5	21.432	140.9	1:31.058	96.20	3.600	14:43:29.079	
10 -	28.787	112.9	41.326	97.1	21.736	140.6	1:31.849	95.37	4.391	14:45:00.928	
11 -	28.656	113.9	48.560	98.3	21.472	140.9	1:38.688	88.76	11.230	14:46:39.616	
12 -	28.804	113.7	41.280	96.8	21.412	141.2	1:31.496	95.74	4.038	14:48:11.112	
13 -	28.844	114.3	41.758	102.9	22.174	140.9	1:32.776	94.41	5.318	14:49:43.888	
14 -	28.724	113.9	41.560	92.6	21.666	141.2	1:31.950	95.26	4.492	14:51:15.838	
15 -	28.942	114.7	41.334	96.8	21.646	141.2	1:31.922	95.29	4.464	14:52:47.760	
16 -	28.873	113.9	41.306	101.2	21.664	140.9	1:31.843	95.37	4.385	14:54:19.603	
17 -	29.271	112.2	42.090	95.4	21.788	140.6	1:33.149	94.04	5.691	14:55:52.752	
18 -	29.441	113.7	41.744	95.0	IN PIT		3:24.451	P	42.84	1:56.993	14:59:17.203
19 -	OUTLAP	91.3	41.844	97.1	21.638	136.9	1:35.087	92.12	7.629	15:00:52.290	
20 -	28.763	113.9	39.564	99.7	20.905	141.5	1:29.232	98.16	1.774	15:02:21.522	
21 -	27.921	116.3	39.092	101.8	21.508	136.6	1:28.521	98.95	1.063	15:03:50.043	
22 -	27.747	116.1	39.367	102.9	21.288	141.2	1:28.402	99.09	0.944	15:05:18.445	
23 -	27.988	114.9	39.321	101.0	21.308	142.7	1:28.617	98.85	1.159	15:06:47.062	
24 -	29.142	115.3	39.386	105.0	21.171	142.4	1:29.699	97.65	2.241	15:08:16.761	
25 -	27.850	115.3	42.861	90.0	28.617	124.7	1:39.328	88.19	11.870	15:09:56.089	
26 -	30.967	112.9	1:00.814	51.5	44.467	41.7	2:16.248	64.29	48.790	15:12:12.337	
27 -	56.729	35.2	1:31.270	38.7	35.826	86.1	3:03.825	47.65	1:36.367	15:15:16.162	
28 -	41.604	81.2	1:01.725	50.6	27.079	139.8	2:10.408	67.17	42.950	15:17:26.570	
29 -	29.312	113.5	39.907	102.9	21.128	141.5	1:30.347	96.95	2.889	15:18:56.917	
30 -	28.962	112.7	38.822	106.8	20.875	140.9	1:28.659	98.80	1.201	15:20:25.576	
31 -	28.007	115.1	38.776	104.2	20.773	141.2	1:27.556 (2)	100.04	0.098	15:21:53.132	
32 -	27.802	115.7	39.131	102.4	21.003	141.2	1:27.936	99.61	0.478	15:23:21.068	
33 -	27.871	114.5	38.775	102.6	21.028	139.8	1:27.674 (3)	99.91	0.216	15:24:48.742	
34 -	28.008	115.5	38.960	104.2	20.975	140.6	1:27.943	99.60	0.485	15:26:16.685	
35 -	28.234	115.7	39.002	103.5	20.836	141.8	1:28.072	99.46	0.614	15:27:44.757	
36 -	28.126	113.3	38.749	105.8	20.837	141.5	1:27.712	99.87	0.254	15:29:12.469	
37 -	27.963	115.5	38.657	106.0	20.838	142.7	1:27.458 (1)	100.16		15:30:39.927	

P2 102 SGT Henry ZUMBRINK		Volvo S60 V8 - Volvo Reede Racing by DayVTEC									
IDEAL LAP TIME : 1:27.019		BEST LAP TIME : 1:27.148					DIFFERENCE : 0.129				
LAP	SECTOR 1		SECTOR 2		SECTOR 3		LAP TIME	MPH	DIFF	TIME OF DAY	
1 -		117.7	38.685	101.3	20.574	147.8	1:30.920	96.34	3.772	14:31:12.852	
2 -	28.145	118.1	38.784	102.1	20.580	148.1	1:27.509 (3)	100.10	0.361	14:32:40.361	
3 -	27.997	117.5	38.844	102.9	20.520	149.7	1:27.361 (2)	100.27	0.213	14:34:07.722	
4 -	28.126	118.5	38.641	100.9	20.381	149.1	1:27.148 (1)	100.51		14:35:34.870	
5 -	28.061	119.4	39.144	98.6	20.626	148.1	1:27.831	99.73	0.683	14:37:02.701	
6 -	28.658	118.1	39.140	92.4	21.801	148.7	1:29.599	97.76	2.451	14:38:32.300	
7 -	28.712	117.1	38.980	92.4	21.013	148.7	1:28.705	98.75	1.557	14:40:01.005	
8 -	28.341	116.1	39.211	90.4	21.297	148.1	1:28.849	98.59	1.701	14:41:29.854	
9 -	28.317	115.5	39.455	95.4	20.799	148.1	1:28.571	98.90	1.423	14:42:58.425	
10 -	28.895	114.5	40.084	96.1	21.144	146.8	1:30.123	97.19	2.975	14:44:28.548	
11 -	29.754	115.7	39.918	97.2	20.894	148.4	1:30.566	96.72	3.418	14:45:59.114	
12 -	28.651	117.9	39.068	98.3	20.851	148.1	1:28.570	98.90	1.422	14:47:27.684	
13 -	28.818	115.3	39.643	91.4	21.206	149.1	1:29.667	97.69	2.519	14:48:57.351	
14 -	29.384	116.9	39.195	97.8	20.865	148.4	1:29.444	97.93	2.296	14:50:26.795	
15 -	28.671	118.3	39.111	98.9	21.029	148.7	1:28.811	98.63	1.663	14:51:55.606	
16 -	29.414	118.7	39.561	93.5	20.988	148.1	1:29.963	97.37	2.815	14:53:25.569	
17 -	28.822	118.7	39.543	97.3	21.685	110.5	1:30.050	97.27	2.902	14:54:55.619	
18 -	33.430	89.8	1:01.160	63.8	IN PIT		4:13.510	P	34.55	2:46.362	14:59:09.129

Weather / Track : Bright / Dry

Brands Hatch GP

Circuit Length = 2.4332 miles

Start: 14:29 Flag 15:30 End: 15:32

Supercar Challenge - Super GT & GTB

RACE 2 - SECTOR ANALYSIS

SECTOR 1 = FL to I1, SECTOR 2 = I1 to I2, SECTOR 3 = I2 to FL, DIFF = Difference To Personal Best Lap

19 -	OUTLAP	114.3	39.402	94.9	21.033	148.4	1:32.413	94.79	5.265	15:00:41.542
20 -	28.789	117.5	39.274	97.9	20.898	148.1	1:28.961	98.46	1.813	15:02:10.503
21 -	28.911	119.4	39.464	97.8	21.391	146.8	1:29.766	97.58	2.618	15:03:40.269
22 -	29.386	105.1	43.365	91.3	21.405	148.1	1:34.156	93.03	7.008	15:05:14.425
23 -	28.728	109.4	40.713	98.2	21.027	148.7	1:30.468	96.82	3.320	15:06:44.893
24 -	28.796	115.1	39.415	96.5	20.790	149.7	1:29.001	98.42	1.853	15:08:13.894
25 -	28.510	115.1	44.563	85.5	28.381	130.0	1:41.454	86.34	14.306	15:09:55.348
26 -	30.886	108.2	1:01.114	49.0	44.178	48.5	2:16.178	64.32	49.030	15:12:11.526
27 -	56.655	34.8	1:31.598	40.1	35.942	83.7	3:04.195	47.55	1:37.047	15:15:15.721
28 -	41.597	71.4	1:01.712	49.4	26.979	144.3	2:10.288	67.23	43.140	15:17:26.009
29 -	29.598	108.2	40.973	95.3	20.664	149.7	1:31.235	96.01	4.087	15:18:57.244
30 -	28.932	115.5	39.130	100.0	20.690	149.4	1:28.752	98.70	1.604	15:20:25.996
31 -	28.804	115.5	39.153	99.4	20.753	148.7	1:28.710	98.74	1.562	15:21:54.706
32 -	28.408	116.5	38.730	98.2	20.551	149.1	1:27.689	99.89	0.541	15:23:22.395
33 -	28.681	115.3	39.000	100.3	20.855	148.4	1:28.536	98.94	1.388	15:24:50.931
34 -	28.600	118.9	39.028	99.8	21.186	148.7	1:28.814	98.63	1.666	15:26:19.745
35 -	28.840	116.1	39.358	97.9	20.969	149.4	1:29.167	98.24	2.019	15:27:48.912
36 -	28.406	118.3	38.931	99.1	20.678	149.4	1:28.015	99.52	0.867	15:29:16.927
37 -	28.390	118.3	38.818	102.4	21.404	142.4	1:28.612	98.85	1.464	15:30:45.539

P3 101 SGT GROUWELS/SNOEKS

Dodge Viper GT3-R - Team RaceArt

IDEAL LAP TIME : 1:26.097

BEST LAP TIME : 1:26.510

DIFFERENCE : 0.413

LAP	SECTOR 1	SECTOR 2	SECTOR 3	LAP TIME	MPH	DIFF	TIME OF DAY				
1 -	112.9	40.231	99.5	20.823	145.8	1:33.552	93.63	7.042	14:31:15.484		
2 -	28.596	116.3	40.250	99.8	20.683	145.8	1:29.529	97.84	3.019	14:32:45.013	
3 -	28.296	117.1	38.907	106.0	20.896	147.4	1:28.099	99.43	1.589	14:34:13.112	
4 -	28.063	118.5	39.283	104.3	20.755	145.5	1:28.101	99.42	1.591	14:35:41.213	
5 -	28.186	116.9	39.153	105.5	21.221	145.8	1:28.560	98.91	2.050	14:37:09.773	
6 -	28.357	115.9	38.855	102.4	21.237	146.8	1:28.449	99.03	1.939	14:38:38.222	
7 -	28.507	115.7	38.913	100.6	21.080	146.2	1:28.500	98.98	1.990	14:40:06.722	
8 -	28.321	112.0	39.114	96.4	21.230	146.5	1:28.665	98.79	2.155	14:41:35.387	
9 -	28.349	114.9	39.318	98.2	20.751	146.8	1:28.418	99.07	1.908	14:43:03.805	
10 -	28.444	115.1	40.494	94.7	21.908	145.2	1:30.846	96.42	4.336	14:44:34.651	
11 -	28.579	116.9	39.527	93.0	21.573	144.3	1:29.679	97.67	3.169	14:46:04.330	
12 -	28.651	116.7	39.330	98.2	20.984	145.2	1:28.965	98.46	2.455	14:47:33.295	
13 -	28.481	117.3	41.130	99.7	21.030	146.5	1:30.641	96.64	4.131	14:49:03.936	
14 -	28.567	115.5	40.008	92.0	21.336	145.5	1:29.911	97.42	3.401	14:50:33.847	
15 -	28.664	116.3	39.724	97.9	20.950	146.2	1:29.338	98.05	2.828	14:52:03.185	
16 -	28.626	115.7	40.515	97.8	21.181	145.8	1:30.322	96.98	3.812	14:53:33.507	
17 -	29.354	117.3	39.836	95.8	IN PIT		3:44.205	P	39.07	2:17.695	14:57:17.712
18 -	OUTLAP	78.3	1:00.148	63.6	32.242	74.1	2:10.019	67.37	43.509	14:59:27.731	
19 -	47.244	48.6	1:11.316	62.7	28.698	134.4	2:27.258	59.48	1:00.748	15:01:54.989	
20 -	29.537	118.9	38.956	100.6	20.875	146.5	1:29.368	98.01	2.858	15:03:24.357	
21 -	27.854	119.1	38.351	102.2	20.632	145.8	1:26.837	100.87	0.327	15:04:51.194	
22 -	27.684	119.1	38.500	103.5	20.700	146.5	1:26.884	100.82	0.374	15:06:18.078	
23 -	27.851	119.1	38.016	105.1	20.643	146.5	1:26.510	(1)	101.25	15:07:44.588	
24 -	27.915	118.3	38.700	101.3	28.345	95.1	1:34.960	92.24	8.450	15:09:19.548	
25 -	36.935	65.7	48.916	80.8	26.683	129.8	1:52.534	77.84	26.024	15:11:12.082	
26 -	29.177	115.3	39.533	89.9	25.876	146.8	1:34.586	92.61	8.076	15:12:46.668	
27 -	33.468	47.6	1:28.776	52.3	37.106	62.8	2:39.350	54.97	1:12.840	15:15:26.018	
28 -	41.412	51.2	59.656	42.0	27.322	133.6	2:08.390	68.22	41.880	15:17:34.408	
29 -	28.428	118.3	38.903	98.2	20.889	148.4	1:28.220	99.29	1.710	15:19:02.628	
30 -	28.459	117.1	38.895	95.8	21.553	145.5	1:28.907	98.52	2.397	15:20:31.535	
31 -	27.810	120.2	39.413	94.5	21.696	145.5	1:28.919	98.51	2.409	15:22:00.454	
32 -	27.916	119.8	38.371	103.5	20.528	147.4	1:26.815	(3)	100.90	0.305	15:23:27.269
33 -	27.810	118.7	38.182	104.2	20.705	147.4	1:26.697	(2)	101.03	0.187	15:24:53.966
34 -	28.777	115.1	38.891	105.0	20.583	147.8	1:28.251	99.26	1.741	15:26:22.217	
35 -	28.912	117.1	38.864	104.3	20.643	148.1	1:28.419	99.07	1.909	15:27:50.636	
36 -	28.526	117.5	38.144	106.5	20.397	147.8	1:27.067	100.61	0.557	15:29:17.703	
37 -	27.970	118.1	38.795	103.4	21.584	145.5	1:28.349	99.15	1.839	15:30:46.052	

Weather / Track : Bright / Dry

Brands Hatch GP

Circuit Length = 2.4332 miles

Start: 14:29 Flag 15:30 End: 15:32

Supercar Challenge - Super GT & GTB

RACE 2 - SECTOR ANALYSIS

SECTOR 1 = FL to I1, SECTOR 2 = I1 to I2, SECTOR 3 = I2 to FL, DIFF = Difference To Personal Best Lap

P4 134 SGT Kevin CLARKE		BMW Z4 GT3 - ING Sport									
IDEAL LAP TIME : 1:29.070		BEST LAP TIME : 1:29.181			DIFFERENCE : 0.111						
LAP	SECTOR 1		SECTOR 2		SECTOR 3		LAP TIME	MPH	DIFF	TIME OF DAY	
1 -		97.8	42.756	89.7	22.192	135.0	1:43.498	84.63	14.317	14:31:25.430	
2 -	30.093	107.5	40.913	81.7	21.722	135.0	1:32.728	94.46	3.547	14:32:58.158	
3 -	29.577	106.1	40.392	92.3	21.738	137.2	1:31.707	95.51	2.526	14:34:29.865	
4 -	29.413	110.0	39.679	95.3	21.447	136.1	1:30.539	96.75	1.358	14:36:00.404	
5 -	28.527	110.7	39.404	98.2	21.250	135.2	1:29.181 (1)	98.22		14:37:29.585	
6 -	28.631	110.7	40.070	95.1	22.040	136.1	1:30.741	96.53	1.560	14:39:00.326	
7 -	28.599	110.9	39.526	88.5	21.378	136.6	1:29.503 (2)	97.87	0.322	14:40:29.829	
8 -	28.678	111.2	39.711	88.4	21.495	135.8	1:29.884	97.45	0.703	14:41:59.713	
9 -	28.796	109.4	39.798	81.6	21.778	135.5	1:30.372	96.93	1.191	14:43:30.085	
10 -	29.050	108.7	40.282	90.3	21.863	135.5	1:31.195	96.05	2.014	14:45:01.280	
11 -	29.038	110.9	39.522	97.5	21.375	135.8	1:29.935	97.40	0.754	14:46:31.215	
12 -	28.663	110.1	39.514	85.4	21.903	135.5	1:30.080	97.24	0.899	14:48:01.295	
13 -	29.009	110.9	39.673	99.8	21.487	135.5	1:30.169	97.14	0.988	14:49:31.464	
14 -	28.671	111.2	39.772	102.2	21.346	135.5	1:29.789	97.56	0.608	14:51:01.253	
15 -	28.803	107.3	41.000	91.1	21.936	135.0	1:31.739	95.48	2.558	14:52:32.992	
16 -	29.413	110.5	40.021	99.8	21.470	135.8	1:30.904	96.36	1.723	14:54:03.896	
17 -	29.047	110.9	40.593	86.2	24.481	130.0	1:34.121	93.07	4.940	14:55:38.017	
18 -	29.314	105.6	40.537	87.3	IN PIT		3:28.063	P	42.10	1:58.882	14:59:06.080
19 -	OUTLAP	108.9	40.095	94.5	21.525	135.0	1:33.168	94.02	3.987	15:00:39.248	
20 -	28.990	109.6	40.208	94.7	21.481	135.8	1:30.679	96.60	1.498	15:02:09.927	
21 -	28.983	111.4	40.346	93.3	21.565	135.2	1:30.894	96.37	1.713	15:03:40.821	
22 -	29.367	108.9	43.116	88.4	21.732	136.3	1:34.215	92.97	5.034	15:05:15.036	
23 -	29.466	109.1	40.219	90.4	21.786	135.8	1:31.471	95.76	2.290	15:06:46.507	
24 -	28.961	110.9	39.729	96.6	21.471	136.6	1:30.161	97.15	0.980	15:08:16.668	
25 -	29.076	110.9	42.372	78.4	28.514	115.1	1:39.962	87.63	10.781	15:09:56.630	
26 -	31.161	107.5	1:01.139	50.4	44.323	46.3	2:16.623	64.11	47.442	15:12:13.253	
27 -	56.647	35.8	1:31.521	38.3	36.881	77.6	3:05.049	47.33	1:35.868	15:15:18.302	
28 -	40.616	77.7	1:01.807	53.1	26.416	132.6	2:08.839	67.99	39.658	15:17:27.141	
29 -	30.426	106.1	40.220	90.9	21.807	136.9	1:32.453	94.74	3.272	15:18:59.594	
30 -	29.540	110.5	40.472	103.0	22.686	134.7	1:32.698	94.49	3.517	15:20:32.292	
31 -	29.013	110.5	39.875	91.6	21.315	136.1	1:30.203	97.11	1.022	15:22:02.495	
32 -	28.844	111.1	39.862	98.8	21.290	136.6	1:29.996	97.33	0.815	15:23:32.491	
33 -	28.862	111.8	40.147	95.1	21.397	136.9	1:30.406	96.89	1.225	15:25:02.897	
34 -	28.826	111.2	39.568	94.7	21.139	136.9	1:29.533 (3)	97.83	0.352	15:26:32.430	
35 -	28.675	111.2	39.533	102.4	21.593	136.9	1:29.801	97.54	0.620	15:28:02.231	
36 -	28.815	110.3	39.450	91.9	21.325	137.2	1:29.590	97.77	0.409	15:29:31.821	
37 -	28.788	110.1	39.786	96.6	21.635	134.2	1:30.209	97.10	1.028	15:31:02.030	

P5 106 SGT KOEBOLT/CARANSA		Volvo S60 V8 - DayVtec									
IDEAL LAP TIME : 1:28.306		BEST LAP TIME : 1:28.516			DIFFERENCE : 0.210						
LAP	SECTOR 1		SECTOR 2		SECTOR 3		LAP TIME	MPH	DIFF	TIME OF DAY	
1 -		110.5	41.955	92.3	21.799	145.2	1:37.125	90.19	8.609	14:31:19.057	
2 -	28.690	119.4	39.689	99.2	20.827	147.4	1:29.206	98.19	0.690	14:32:48.263	
3 -	28.529	118.9	39.650	98.1	20.897	147.8	1:29.076	98.34	0.560	14:34:17.339	
4 -	28.399	119.1	39.338	101.6	20.779	147.1	1:28.516 (1)	98.96		14:35:45.855	
5 -	28.232	120.2	39.398	103.8	21.202	145.8	1:28.832 (3)	98.61	0.316	14:37:14.687	
6 -	28.363	119.4	39.317	99.4	21.134	147.1	1:28.814 (2)	98.63	0.298	14:38:43.501	
7 -	28.353	120.4	39.521	97.8	21.260	146.8	1:29.134	98.27	0.618	14:40:12.635	
8 -	28.429	119.4	40.203	73.9	22.370	145.8	1:31.002	96.25	2.486	14:41:43.637	
9 -	28.478	118.9	39.453	100.1	21.043	146.2	1:28.974	98.45	0.458	14:43:12.611	
10 -	28.514	118.5	39.785	100.6	21.097	146.8	1:29.396	97.98	0.880	14:44:42.007	
11 -	28.612	119.1	39.785	97.8	21.249	145.5	1:29.646	97.71	1.130	14:46:11.653	
12 -	28.526	119.4	39.948	98.5	21.318	145.8	1:29.792	97.55	1.276	14:47:41.445	
13 -	29.986	117.3	40.005	100.4	21.050	146.8	1:31.041	96.21	2.525	14:49:12.486	
14 -	28.555	117.9	39.521	98.8	21.039	146.2	1:29.115	98.29	0.599	14:50:41.601	
15 -	28.409	121.1	39.816	94.1	21.006	146.8	1:29.231	98.17	0.715	14:52:10.832	
16 -	28.682	118.7	39.667	99.7	20.877	147.4	1:29.226	98.17	0.710	14:53:40.058	
17 -	28.737	118.1	40.523	97.3	21.488	144.3	1:30.748	96.52	2.232	14:55:10.806	
18 -	29.810	115.9	53.425	63.4	IN PIT		3:16.657	P	44.54	1:48.141	14:58:27.463

Weather / Track : Bright / Dry

Brands Hatch GP

Circuit Length = 2.4332 miles

Start: 14:29 Flag 15:30 End: 15:32

Supercar Challenge - Super GT & GTB

RACE 2 - SECTOR ANALYSIS

SECTOR 1 = FL to I1, SECTOR 2 = I1 to I2, SECTOR 3 = I2 to FL, DIFF = Difference To Personal Best Lap

19 -	OUTLAP	108.7	43.799	84.0	23.738	115.7	1:41.701	86.13	13.185	15:00:09.164
20 -	32.284	107.2	52.838	70.4	25.778	143.7	1:50.900	78.98	22.384	15:02:00.064
21 -	30.094	106.5	43.317	91.0	21.601	143.7	1:35.012	92.19	6.496	15:03:35.076
22 -	28.703	115.9	40.072	96.9	21.532	145.2	1:30.307	97.00	1.791	15:05:05.383
23 -	29.100	113.3	39.796	94.7	21.438	146.8	1:30.334	96.97	1.818	15:06:35.717
24 -	28.922	114.5	40.006	93.4	20.978	146.8	1:29.906	97.43	1.390	15:08:05.623
25 -	29.108	113.7	41.662	81.2	25.323	110.7	1:36.093	91.16	7.577	15:09:41.716
26 -	32.258	89.4	1:11.845	54.4	44.082	51.3	2:28.185	59.11	59.669	15:12:09.901
27 -	56.665	36.0	1:30.319	39.9	36.557	79.6	3:03.541	47.72	1:35.025	15:15:13.442
28 -	42.124	70.9	1:02.395	48.4	26.812	142.7	2:11.331	66.70	42.815	15:17:24.773
29 -	29.680	115.1	40.603	91.6	21.327	145.5	1:31.610	95.62	3.094	15:18:56.383
30 -	29.822	112.0	40.743	102.1	21.662	144.3	1:32.227	94.98	3.711	15:20:28.610
31 -	29.862	116.5	40.257	92.5	21.813	145.8	1:31.932	95.28	3.416	15:22:00.542
32 -	29.276	116.3	40.719	94.3	21.176	145.8	1:31.171	96.08	2.655	15:23:31.713
33 -	29.271	113.7	40.263	95.7	21.250	145.5	1:30.784	96.49	2.268	15:25:02.497
34 -	29.686	112.0	40.365	97.1	21.034	146.8	1:31.085	96.17	2.569	15:26:33.582
35 -	28.869	114.3	39.699	96.6	20.757	147.1	1:29.325	98.06	0.809	15:28:02.907
36 -	29.874	114.1	40.212	101.0	20.981	146.8	1:31.067	96.19	2.551	15:29:33.974
37 -	29.147	113.7	40.041	96.6	21.201	141.8	1:30.389	96.91	1.873	15:31:04.363

P6 192 SGT Colin WHITE		Ginetta GT3 - Privateer										
IDEAL LAP TIME : 1:29.322		BEST LAP TIME : 1:29.840			DIFFERENCE : 0.518							
LAP	SECTOR 1	SECTOR 2	SECTOR 3	LAP TIME	MPH	DIFF	TIME OF DAY					
1 -		107.7	41.874	90.1	22.133	137.5	1:37.803	89.56	7.963	14:31:19.735		
2 -	29.611	110.0	41.329	95.0	21.882	136.6	1:32.822	94.37	2.982	14:32:52.557		
3 -	28.735	110.1	41.094	89.8	21.746	136.9	1:31.575	95.65	1.735	14:34:24.132		
4 -	28.678	110.7	40.708	89.3	21.762	137.2	1:31.148	96.10	1.308	14:35:55.280		
5 -	28.692	111.2	40.648	91.0	21.424	139.2	1:30.764	96.51	0.924	14:37:26.044		
6 -	28.609	110.7	40.809	86.2	21.890	137.7	1:31.308	95.93	1.468	14:38:57.352		
7 -	28.712	111.8	40.380	88.8	21.447	140.1	1:30.539	96.75	0.699	14:40:27.891		
8 -	28.814	111.8	40.481	84.2	21.491	138.3	1:30.786	96.48	0.946	14:41:58.677		
9 -	28.913	109.8	40.497	89.8	21.615	138.3	1:31.025	96.23	1.185	14:43:29.702		
10 -	30.062	110.0	40.934	96.2	21.416	138.9	1:32.412	94.79	2.572	14:45:02.114		
11 -	28.905	107.3	40.187	93.7	21.199	139.8	1:30.291	97.01	0.451	14:46:32.405		
12 -	28.537	110.0	40.000	95.7	21.303	138.3	1:29.840 (1)	97.50		14:48:02.245		
13 -	28.940	111.2	40.301	97.1	21.662	133.6	1:30.903	96.36	1.063	14:49:33.148		
14 -	29.084	110.1	39.768	98.1	21.619	138.9	1:30.471	96.82	0.631	14:51:03.619		
15 -	29.844	106.6	40.531	95.8	21.690	139.5	1:32.065	95.14	2.225	14:52:35.684		
16 -	29.256	111.4	40.788	94.7	21.705	137.7	1:31.749	95.47	1.909	14:54:07.433		
17 -	29.384	108.2	41.938	93.7	IN PIT		3:18.456 P	44.13	1:48.616	14:57:25.889		
18 -	OUTLAP	99.5	57.037	67.4	31.806	82.7	2:02.681	71.40	32.841	14:59:28.570		
19 -	47.401	46.4	1:11.539	64.8	27.798	135.8	2:26.738	59.69	56.898	15:01:55.308		
20 -	30.351	111.1	40.514	94.5	21.803	136.6	1:32.668	94.52	2.828	15:03:27.976		
21 -	29.021	112.0	40.109	93.5	21.377	137.2	1:30.507	96.78	0.667	15:04:58.483		
22 -	29.152	111.1	40.218	93.5	21.655	137.7	1:31.025	96.23	1.185	15:06:29.508		
23 -	28.982	111.8	40.242	92.6	21.476	138.3	1:30.700	96.58	0.860	15:08:00.208		
24 -	28.904	112.7	40.673	84.7	28.795	89.8	1:38.372	89.04	8.532	15:09:38.580		
25 -	33.511	93.9	56.390	79.1	25.352	125.2	1:55.253	76.00	25.413	15:11:33.833		
26 -	30.769	108.4	43.190	71.4	27.378	136.3	1:41.337	86.44	11.497	15:13:15.170		
27 -	30.410	107.3	1:05.496	48.4	35.964	60.9	2:11.870	66.42	42.030	15:15:27.040		
28 -	41.789	54.2	59.815	49.8	26.020	136.6	2:07.624	68.63	37.784	15:17:34.664		
29 -	29.619	112.2	41.277	85.7	22.210	138.9	1:33.106	94.08	3.266	15:19:07.770		
30 -	29.768	112.4	40.199	94.3	21.555	139.5	1:31.522	95.71	1.682	15:20:39.292		
31 -	28.963	111.4	40.064	96.8	21.169	140.6	1:30.196	97.12	0.356	15:22:09.488		
32 -	29.535	111.8	40.798	95.8	21.643	140.1	1:31.976	95.24	2.136	15:23:41.464		
33 -	28.873	112.5	39.675	101.3	21.330	140.1	1:29.878 (2)	97.46	0.038	15:25:11.342		
34 -	29.106	108.5	41.125	101.2	21.266	141.2	1:31.497	95.73	1.657	15:26:42.839		
35 -	28.814	113.7	40.057	93.5	21.110	141.2	1:29.981 (3)	97.35	0.141	15:28:12.820		
36 -	28.923	112.2	40.005	96.1	21.533	138.3	1:30.461	96.83	0.621	15:29:43.281		
37 -	29.014	111.6	40.649	95.3	21.561	137.5	1:31.224	96.02	1.384	15:31:14.505		

Weather / Track : Bright / Dry

Brands Hatch GP

Circuit Length = 2.4332 miles

Start: 14:29 Flag 15:30 End: 15:32

Supercar Challenge - Super GT & GTB

RACE 2 - SECTOR ANALYSIS

SECTOR 1 = FL to I1, SECTOR 2 = I1 to I2, SECTOR 3 = I2 to FL, DIFF = Difference To Personal Best Lap

P7 111 SGT Henk THUIS		Radical RXC - Radical Benelux								
IDEAL LAP TIME : 1:29.454			BEST LAP TIME : 1:30.104			DIFFERENCE : 0.650				
LAP	SECTOR 1		SECTOR 2		SECTOR 3		LAP TIME	MPH	DIFF	TIME OF DAY
1 -		92.5	43.979	92.4	21.889	134.4	1:44.534	83.79	14.430	14:31:26.466
2 -	31.038	108.0	41.493	90.5	22.405	135.2	1:34.936	92.27	4.832	14:33:01.402
3 -	29.125	110.5	41.322	104.5	22.667	134.4	1:33.114	94.07	3.010	14:34:34.516
4 -	28.655	111.2	40.970	97.8	21.727	136.9	1:31.352	95.89	1.248	14:36:05.868
5 -	28.771	111.6	40.660	94.5	21.646	137.2	1:31.077	96.18	0.973	14:37:36.945
6 -	29.135	111.6	40.538	95.0	21.914	134.7	1:31.587	95.64	1.483	14:39:08.532
7 -	29.218	112.5	40.857	91.1	22.117	136.6	1:32.192	95.01	2.088	14:40:40.724
8 -	28.933	112.7	40.341	94.5	22.135	137.5	1:31.409	95.83	1.305	14:42:12.133
9 -	28.963	112.2	40.290	95.5	21.490	137.5	1:30.743	96.53	0.639	14:43:42.876
10 -	29.335	112.0	40.193	98.5	21.647	137.2	1:31.175	96.07	1.071	14:45:14.051
11 -	29.044	110.7	41.750	99.1	21.567	136.9	1:32.361	94.84	2.257	14:46:46.412
12 -	29.277	111.8	40.142	101.3	21.848	136.9	1:31.267	95.98	1.163	14:48:17.679
13 -	28.632	112.4	40.731	83.5	22.078	135.2	1:31.441	95.79	1.337	14:49:49.120
14 -	28.894	112.0	39.861	96.4	21.592	138.0	1:30.347 (3)	96.95	0.243	14:51:19.467
15 -	29.148	110.7	40.271	97.8	21.699	135.0	1:31.118	96.13	1.014	14:52:50.585
16 -	29.612	109.6	40.698	98.1	21.570	136.9	1:31.880	95.34	1.776	14:54:22.465
17 -	29.573	112.7	43.090	94.3	IN PIT		3:07.203 P	46.79	1:37.099	14:57:29.668
18 -	OUTLAP	111.2	54.553	66.3	31.634	82.9	1:59.451	73.33	29.347	14:59:29.119
19 -	47.342	44.5	1:11.875	62.8	27.575	132.1	2:26.792	59.67	56.688	15:01:55.911
20 -	31.278	109.4	40.114	93.9	21.535	137.5	1:32.927	94.26	2.823	15:03:28.838
21 -	28.946	110.7	39.863	95.7	21.295	137.2	1:30.104 (1)	97.21		15:04:58.942
22 -	29.384	109.8	39.923	94.9	21.624	137.7	1:30.931	96.33	0.827	15:06:29.873
23 -	29.278	112.5	40.022	98.2	21.454	137.7	1:30.754	96.52	0.650	15:08:00.627
24 -	29.187	111.6	41.018	84.5	29.051	89.4	1:39.256	88.25	9.152	15:09:39.883
25 -	33.210	93.0	56.998	87.2	24.731	134.2	1:54.939	76.21	24.835	15:11:34.822
26 -	30.665	110.1	43.120	66.5	28.200	136.1	1:41.985	85.89	11.881	15:13:16.807
27 -	29.652	108.9	1:05.381	52.5	36.120	59.8	2:11.153	66.79	41.049	15:15:27.960
28 -	41.590	53.1	1:00.728	50.4	25.256	137.7	2:07.574	68.66	37.470	15:17:35.534
29 -	30.234	108.7	42.091	98.2	21.563	138.3	1:33.888	93.30	3.784	15:19:09.422
30 -	29.245	111.2	39.527	98.1	21.369	138.6	1:30.141 (2)	97.17	0.037	15:20:39.563
31 -	29.244	112.0	40.582	97.5	21.440	136.6	1:31.266	95.98	1.162	15:22:10.829
32 -	29.810	111.4	41.325	97.2	21.957	138.6	1:33.092	94.09	2.988	15:23:43.921
33 -	29.130	112.2	40.750	104.0	21.985	137.2	1:31.865	95.35	1.761	15:25:15.786
34 -	29.213	113.3	50.889	94.3	21.690	135.8	1:41.792	86.05	11.688	15:26:57.578
35 -	29.302	111.6	40.169	101.0	21.839	137.5	1:31.310	95.93	1.206	15:28:28.888
36 -	29.202	111.8	40.208	96.1	21.705	136.3	1:31.115	96.14	1.011	15:30:00.003
37 -	29.225	110.5	42.187	92.4	21.817	134.4	1:33.229	93.96	3.125	15:31:33.232

P8 141 SGT James ABBOTT		Radical RXC V6 Turbo - Radical UK								
IDEAL LAP TIME : 1:27.489			BEST LAP TIME : 1:27.845			DIFFERENCE : 0.356				
LAP	SECTOR 1		SECTOR 2		SECTOR 3		LAP TIME	MPH	DIFF	TIME OF DAY
1 -		109.6	39.801	91.0	21.100	145.2	1:34.114	93.07	6.269	14:31:16.046
2 -	28.348	115.7	40.297	97.2	20.744	144.0	1:29.389	97.99	1.544	14:32:45.435
3 -	28.284	116.5	38.795	95.1	21.291	143.3	1:28.370	99.12	0.525	14:34:13.805
4 -	28.221	114.5	38.807	95.8	20.817	143.0	1:27.845 (1)	99.71		14:35:41.650
5 -	28.347	115.3	38.805	98.3	21.548	142.4	1:28.700	98.75	0.855	14:37:10.350
6 -	28.275	116.1	38.688	94.3	21.595	143.7	1:28.558	98.91	0.713	14:38:38.908
7 -	28.613	114.7	38.713	91.6	21.256	143.3	1:28.582	98.88	0.737	14:40:07.490
8 -	28.656	114.5	39.176	92.0	21.070	143.7	1:28.902	98.53	1.057	14:41:36.392
9 -	28.623	113.9	38.768	101.5	21.096	143.3	1:28.487	98.99	0.642	14:43:04.879
10 -	28.483	115.9	39.669	91.1	21.990	142.1	1:30.142	97.17	2.297	14:44:35.021
11 -	28.682	116.1	39.401	94.7	21.697	142.7	1:29.780	97.57	1.935	14:46:04.801
12 -	29.430	114.5	39.049	96.2	20.930	141.8	1:29.409	97.97	1.564	14:47:34.210
13 -	28.543	114.9	38.791	98.2	20.811	142.4	1:28.145 (3)	99.37	0.300	14:49:02.355
14 -	28.798	114.1	39.747	94.9	20.992	142.4	1:29.537	97.83	1.692	14:50:31.892
15 -	28.829	113.9	38.889	96.4	20.925	142.1	1:28.643	98.82	0.798	14:52:00.535
16 -	28.888	113.9	39.444	89.9	21.332	143.0	1:29.664	97.69	1.819	14:53:30.199
17 -	28.737	114.3	39.367	98.3	22.360	103.2	1:30.464	96.83	2.619	14:55:00.663
18 -	34.748	81.8	55.820	59.2	IN PIT		4:09.247 P	35.14	2:41.402	14:59:09.910

Weather / Track : Bright / Dry

Brands Hatch GP

Circuit Length = 2.4332 miles

Start: 14:29 Flag 15:30 End: 15:32

Supercar Challenge - Super GT & GTB

RACE 2 - SECTOR ANALYSIS

SECTOR 1 = FL to I1, SECTOR 2 = I1 to I2, SECTOR 3 = I2 to FL, DIFF = Difference To Personal Best Lap

19 -	OUTLAP	107.8	40.118	96.2	21.601	139.8	1:36.403	90.86	8.558	15:00:46.313
20 -	29.610	110.0	39.431	92.1	20.895	142.4	1:29.936	97.40	2.091	15:02:16.249
21 -	28.775	114.5	39.238	95.8	20.779	142.4	1:28.792	98.65	0.947	15:03:45.041
22 -	28.480	116.1	41.291	96.0	20.959	143.3	1:30.730	96.54	2.885	15:05:15.771
23 -	29.003	113.9	40.227	86.9	21.712	143.0	1:30.942	96.32	3.097	15:06:46.713
24 -	29.785	113.3	39.450	97.6	21.623	141.8	1:30.858	96.41	3.013	15:08:17.571
25 -	29.234	112.7	47.360	73.1	28.565	101.2	1:45.159	83.30	17.314	15:10:02.730
26 -	33.758	81.8	53.183	53.3	44.338	55.8	2:11.279	66.72	43.434	15:12:14.009
27 -	56.713	40.9	1:31.407	37.1	37.272	77.1	3:05.392	47.25	1:37.547	15:15:19.401
28 -	40.611	58.4	1:01.179	49.5	26.004	133.1	2:07.794	68.54	39.949	15:17:27.195
29 -	29.572	115.7	40.213	97.1	21.009	145.2	1:30.794	96.48	2.949	15:18:57.989
30 -	28.812	115.7	40.405	92.5	21.586	142.4	1:30.803	96.47	2.958	15:20:28.792
31 -	29.032	116.1	38.642	101.3	20.722	145.2	1:28.396	99.09	0.551	15:21:57.188
32 -	28.401	116.3	38.927	99.7	20.737	142.1	1:28.065 (2)	99.47	0.220	15:23:25.253
33 -	28.764	112.0	38.762	98.1	20.808	140.9	1:28.334	99.16	0.489	15:24:53.587
34 -	28.869	112.5	38.697	98.5	20.626	144.0	1:28.192	99.32	0.347	15:26:21.779
35 -	29.006	115.3	38.662	101.3	20.875	143.3	1:28.543	98.93	0.698	15:27:50.322
36 -	29.151	113.5	39.188	95.3	20.816	141.5	1:29.155	98.25	1.310	15:29:19.477
37 -	28.742	93.9	1:38.729	34.6	1:07.844	25.3	3:15.315	44.84	1:47.470	15:32:34.792

P9	337 GTB	MCKAY/BRADSHAW	Porsche 991 GT3 CUP Car - In2Racing								
IDEAL LAP TIME : 1:30.634		BEST LAP TIME : 1:30.873		DIFFERENCE : 0.239							

LAP	SECTOR 1	SECTOR 2	SECTOR 3	LAP TIME	MPH	DIFF	TIME OF DAY			
1 -	107.7	41.540	91.1	21.918	136.3	1:38.166	89.23	7.293	14:31:20.098	
2 -	29.548	109.1	41.485	93.3	21.820	136.3	1:32.853	94.34	1.980	14:32:52.951
3 -	28.937	110.9	40.743	88.5	21.817	137.5	1:31.497	95.73	0.624	14:34:24.448
4 -	29.076	110.1	40.755	96.9	21.436	136.9	1:31.267	95.98	0.394	14:35:55.715
5 -	28.934	110.5	40.462	93.4	21.477	136.6	1:30.873 (1)	96.39		14:37:26.588
6 -	28.790	111.2	40.408	90.4	22.045	136.6	1:31.243	96.00	0.370	14:38:57.831
7 -	28.951	110.9	40.428	95.3	21.568	136.3	1:30.947 (3)	96.31	0.074	14:40:28.778
8 -	28.927	111.1	41.182	89.7	21.681	136.3	1:31.790	95.43	0.917	14:42:00.568
9 -	28.873	110.7	40.467	98.2	21.537	136.3	1:30.877 (2)	96.39	0.004	14:43:31.445
10 -	29.104	110.9	40.860	95.1	21.607	136.3	1:31.571	95.66	0.698	14:45:03.016
11 -	29.101	110.7	40.709	97.9	21.627	136.6	1:31.437	95.80	0.564	14:46:34.453
12 -	29.322	110.0	40.695	97.1	21.580	136.6	1:31.597	95.63	0.724	14:48:06.050
13 -	29.595	109.8	40.644	98.8	21.696	136.3	1:31.935	95.28	1.062	14:49:37.985
14 -	29.057	110.9	40.519	97.5	21.533	136.3	1:31.109	96.14	0.236	14:51:09.094
15 -	28.979	111.6	40.510	99.1	21.785	136.6	1:31.274	95.97	0.401	14:52:40.368
16 -	29.250	110.3	41.214	91.8	22.198	135.8	1:32.662	94.53	1.789	14:54:13.030
17 -	29.202	109.4	41.637	81.6	IN PIT		3:59.540 P	36.56	2:28.667	14:58:12.570
18 -	OUTLAP	95.1	43.316	87.8	22.525	132.1	1:41.858	86.00	10.985	14:59:54.428
19 -	30.817	86.4	1:07.621	73.9	25.521	136.1	2:03.959	70.66	33.086	15:01:58.387
20 -	30.910	97.1	45.256	90.5	22.513	131.3	1:38.679	88.77	7.806	15:03:37.066
21 -	31.577	107.7	42.626	96.9	21.757	135.8	1:35.960	91.28	5.087	15:05:13.026
22 -	28.884	109.2	42.818	76.6	23.460	136.6	1:35.162	92.05	4.289	15:06:48.188
23 -	31.720	108.4	41.583	96.2	22.294	136.6	1:35.597	91.63	4.724	15:08:23.785
24 -	29.415	109.4	42.016	83.7	27.969	98.6	1:39.400	88.12	8.527	15:10:03.185
25 -	33.828	91.4	53.444	52.5	44.358	52.7	2:11.630	66.54	40.757	15:12:14.815
26 -	57.039	41.6	1:31.087	39.4	37.203	78.0	3:05.329	47.26	1:34.456	15:15:20.144
27 -	40.421	65.5	1:01.229	52.5	26.305	135.2	2:07.955	68.46	37.082	15:17:28.099
28 -	29.978	107.2	41.300	92.3	21.672	137.5	1:32.950	94.24	2.077	15:19:01.049
29 -	29.145	109.6	41.265	92.5	21.875	137.5	1:32.285	94.92	1.412	15:20:33.334
30 -	29.342	109.8	41.072	95.3	21.743	137.5	1:32.157	95.05	1.284	15:22:05.491
31 -	29.222	110.5	41.135	91.9	21.603	137.7	1:31.960	95.25	1.087	15:23:37.451
32 -	29.123	110.3	41.233	93.0	21.689	138.0	1:32.045	95.16	1.172	15:25:09.496
33 -	29.282	111.6	41.646	94.3	21.851	136.3	1:32.779	94.41	1.906	15:26:42.275
34 -	29.198	110.3	41.755	96.9	21.890	137.2	1:32.843	94.35	1.970	15:28:15.118
35 -	29.112	111.1	41.248	92.3	21.821	137.5	1:32.181	95.02	1.308	15:29:47.299
36 -	29.395	110.5	41.668	90.5	22.029	135.2	1:33.092	94.09	2.219	15:31:20.391

P10	375 GTB	Ward SLUYS	BMW M4 Silhouette - JR Motorsport								
IDEAL LAP TIME : 1:30.718		BEST LAP TIME : 1:30.884		DIFFERENCE : 0.166							

LAP	SECTOR 1	SECTOR 2	SECTOR 3	LAP TIME	MPH	DIFF	TIME OF DAY
-----	----------	----------	----------	----------	-----	------	-------------

Weather / Track : Bright / Dry

Brands Hatch GP

Circuit Length = 2.4332 miles

Start: 14:29 Flag 15:30 End: 15:32

Supercar Challenge - Super GT & GTB

RACE 2 - SECTOR ANALYSIS

SECTOR 1 = FL to I1, SECTOR 2 = I1 to I2, SECTOR 3 = I2 to FL, DIFF = Difference To Personal Best Lap

1 -		104.6	43.206	95.5	22.984	132.3	1:43.088	84.97	12.204	14:31:25.020	
2 -	29.816	108.7	41.309	93.4	21.841	133.9	1:32.966	94.22	2.082	14:32:57.986	
3 -	29.375	107.8	40.540	99.7	21.902	135.2	1:31.817	95.40	0.933	14:34:29.803	
4 -	29.773	107.5	40.952	97.9	21.749	136.1	1:32.474	94.72	1.590	14:36:02.277	
5 -	29.484	110.0	40.676	97.3	21.685	134.4	1:31.845	95.37	0.961	14:37:34.122	
6 -	29.436	108.9	40.581	95.7	21.615	135.2	1:31.632	95.59	0.748	14:39:05.754	
7 -	29.495	107.8	40.527	95.3	21.685	135.2	1:31.707	95.51	0.823	14:40:37.461	
8 -	29.179	110.0	40.452	97.9	21.821	135.2	1:31.452 (2)	95.78	0.568	14:42:08.913	
9 -	29.298	106.8	40.693	102.1	21.632	135.2	1:31.623	95.60	0.739	14:43:40.536	
10 -	29.345	109.8	40.014	98.5	21.525	136.3	1:30.884 (1)	96.38		14:45:11.420	
11 -	29.362	108.4	40.741	99.4	21.684	134.7	1:31.787	95.43	0.903	14:46:43.207	
12 -	29.417	110.7	40.427	99.1	21.678	135.5	1:31.522 (3)	95.71	0.638	14:48:14.729	
13 -	29.265	110.3	40.911	99.4	21.576	135.0	1:31.752	95.47	0.868	14:49:46.481	
14 -	29.429	110.0	40.665	95.4	21.789	134.4	1:31.883	95.33	0.999	14:51:18.364	
15 -	29.367	110.7	40.523	99.4	22.027	134.4	1:31.917	95.30	1.033	14:52:50.281	
16 -	29.604	108.5	40.566	99.5	21.825	133.9	1:31.995	95.22	1.111	14:54:22.276	
17 -	30.432	110.5	43.250	92.3	IN PIT		3:30.447	P	41.62	1:59.563	14:57:52.723
18 -	OUTLAP	105.8	41.589	97.3	25.004	78.0	1:40.138	87.47	9.254	14:59:32.861	
19 -	45.835	44.7	1:12.510	68.4	26.375	133.1	2:24.720	60.52	53.836	15:01:57.581	
20 -	31.284	100.0	41.088	97.6	21.885	134.4	1:34.257	92.93	3.373	15:03:31.838	
21 -	29.245	110.3	40.475	99.5	21.852	134.7	1:31.572	95.66	0.688	15:05:03.410	
22 -	29.348	108.7	40.732	94.5	IN PIT		1:48.479	P	80.75	17.595	15:06:51.889
23 -	OUTLAP	110.0	40.478	97.2	22.363	135.2	1:34.295	92.89	3.411	15:08:26.184	
24 -	29.860	108.9	40.766	96.8	26.833	91.3	1:37.459	89.88	6.575	15:10:03.643	
25 -	34.413	98.6	53.751	57.0	44.564	54.9	2:12.728	65.99	41.844	15:12:16.371	
26 -	56.714	39.0	1:30.720	46.7	37.563	65.5	3:04.997	47.35	1:34.113	15:15:21.368	
27 -	40.844	61.9	1:00.207	50.8	26.800	133.1	2:07.851	68.51	36.967	15:17:29.219	
28 -	29.793	108.4	40.801	99.7	21.951	135.8	1:32.545	94.65	1.661	15:19:01.764	
29 -	29.407	107.3	40.886	98.5	21.872	135.5	1:32.165	95.04	1.281	15:20:33.929	
30 -	29.499	109.8	41.032	96.9	21.774	135.0	1:32.305	94.90	1.421	15:22:06.234	
31 -	29.877	107.8	40.822	97.5	21.725	135.2	1:32.424	94.77	1.540	15:23:38.658	
32 -	29.680	109.8	40.720	100.3	21.660	135.2	1:32.060	95.15	1.176	15:25:10.718	
33 -	29.467	110.3	42.279	97.8	22.005	135.2	1:33.751	93.43	2.867	15:26:44.469	
34 -	29.709	109.4	40.782	98.6	21.793	135.2	1:32.284	94.92	1.400	15:28:16.753	
35 -	29.678	110.1	41.147	95.8	21.797	135.5	1:32.622	94.57	1.738	15:29:49.375	
36 -	29.825	107.7	41.324	96.2	21.893	135.2	1:33.042	94.14	2.158	15:31:22.417	

P11 336 GTB Simon ATKINSON

Dodge Viper - Backdraft Motorsport

IDEAL LAP TIME : 1:32.593

BEST LAP TIME : 1:32.792

DIFFERENCE : 0.199

LAP	SECTOR 1	SECTOR 2	SECTOR 3	LAP TIME	MPH	DIFF	TIME OF DAY				
1 -	103.5	42.868	94.1	22.443	133.1	1:43.436	84.68	10.644	14:31:25.368		
2 -	31.172	104.6	42.099	94.7	22.449	135.2	1:35.720	91.51	2.928	14:33:01.088	
3 -	30.220	106.3	41.415	97.9	22.388	135.5	1:34.023	93.16	1.231	14:34:35.111	
4 -	30.120	105.8	43.280	93.4	22.231	136.3	1:35.631	91.60	2.839	14:36:10.742	
5 -	29.733	106.1	41.513	96.2	22.170	135.8	1:33.416	93.77	0.624	14:37:44.158	
6 -	30.080	104.2	42.110	87.0	22.128	135.8	1:34.318	92.87	1.526	14:39:18.476	
7 -	29.754	106.6	41.791	84.9	22.168	136.1	1:33.713	93.47	0.921	14:40:52.189	
8 -	30.243	106.1	41.943	90.9	22.000	136.6	1:34.186	93.00	1.394	14:42:26.375	
9 -	29.734	104.2	41.869	90.3	22.015	136.6	1:33.618	93.57	0.826	14:43:59.993	
10 -	29.939	105.1	41.688	94.1	22.398	136.6	1:34.025	93.16	1.233	14:45:34.018	
11 -	30.221	105.6	42.109	94.9	21.827	136.3	1:34.157	93.03	1.365	14:47:08.175	
12 -	29.867	107.5	41.702	97.5	22.608	136.3	1:34.177	93.01	1.385	14:48:42.352	
13 -	30.033	108.0	41.788	94.5	22.296	133.1	1:34.117	93.07	1.325	14:50:16.469	
14 -	30.328	104.5	41.971	97.2	22.035	136.1	1:34.334	92.85	1.542	14:51:50.803	
15 -	30.047	106.8	42.859	95.8	23.101	135.2	1:36.007	91.24	3.215	14:53:26.810	
16 -	30.252	110.0	42.080	90.3	22.221	116.9	1:34.553	92.64	1.761	14:55:01.363	
17 -	34.719	86.4	55.789	56.7	IN PIT		3:30.552	P	41.60	1:57.760	14:58:31.915
18 -	OUTLAP	96.9	43.844	90.0	22.434	133.9	1:40.787	86.91	7.995	15:00:12.702	
19 -	30.695	104.6	52.275	56.4	25.991	134.7	1:48.961	80.39	16.169	15:02:01.663	
20 -	29.667	107.3	43.552	92.9	22.381	137.5	1:35.600	91.63	2.808	15:03:37.263	
21 -	31.063	106.1	46.951	93.7	21.818	135.8	1:39.832	87.74	7.040	15:05:17.095	
22 -	30.452	102.6	42.166	89.4	21.940	135.8	1:34.558	92.63	1.766	15:06:51.653	
23 -	30.171	107.8	41.674	93.5	22.306	136.9	1:34.151	93.04	1.359	15:08:25.804	
24 -	30.669	106.6	41.652	91.0	26.113	104.0	1:38.434	88.99	5.642	15:10:04.238	

Brands Hatch GP

Circuit Length = 2.4332 miles

Start: 14:29 Flag 15:30 End: 15:32

Weather / Track : Bright / Dry

Supercar Challenge - Super GT & GTB

RACE 2 - SECTOR ANALYSIS

SECTOR 1 = FL to I1, SECTOR 2 = I1 to I2, SECTOR 3 = I2 to FL, DIFF = Difference To Personal Best Lap

25 -	34.699	89.0	54.129	63.0	44.332	50.3	2:13.160	65.78	40.368	15:12:17.398
26 -	56.895	41.9	1:30.515	47.4	37.141	68.3	3:04.551	47.46	1:31.759	15:15:21.949
27 -	41.894	54.9	1:00.093	49.3	25.753	135.0	2:07.740	68.57	34.948	15:17:29.689
28 -	29.777	102.9	41.330	94.1	21.685	137.2	1:32.792 (1)	94.40		15:19:02.481
29 -	30.200	103.2	41.452	94.5	21.765	137.2	1:33.417	93.77	0.625	15:20:35.898
30 -	29.905	107.7	41.590	96.9	21.742	137.2	1:33.237 (2)	93.95	0.445	15:22:09.135
31 -	30.649	106.0	41.858	95.0	21.914	136.6	1:34.421	92.77	1.629	15:23:43.556
32 -	30.468	106.1	41.469	98.3	21.743	137.2	1:33.680	93.50	0.888	15:25:17.236
33 -	29.987	108.4	41.861	91.8	22.030	136.1	1:33.878	93.31	1.086	15:26:51.114
34 -	30.242	108.0	41.588	96.6	21.800	136.3	1:33.630	93.55	0.838	15:28:24.744
35 -	30.174	105.5	41.241	91.8	21.982	135.5	1:33.397 (3)	93.79	0.605	15:29:58.141
36 -	30.135	106.0	42.599	92.3	21.954	131.3	1:34.688	92.51	1.896	15:31:32.829

P12 399 GTB LAMSTER/MOLENAAR Porsche 997 GT3 - Euroseal / EMG Motorsport										
IDEAL LAP TIME : 1:31.335			BEST LAP TIME : 1:31.335			DIFFERENCE : 0.000				
LAP	SECTOR 1		SECTOR 2		SECTOR 3		LAP TIME	MPH	DIFF	TIME OF DAY
1 -		102.1	43.229	94.9	23.054	131.3	1:42.970	85.07	11.635	14:31:24.902
2 -	33.305	95.0	44.766	90.0	22.958	133.9	1:41.029	86.70	9.694	14:33:05.931
3 -	30.406	105.8	42.798	93.8	22.576	135.2	1:35.780	91.45	4.445	14:34:41.711
4 -	30.438	108.0	44.468	92.6	22.724	133.1	1:37.630	89.72	6.295	14:36:19.341
5 -	30.630	108.0	43.334	95.0	23.872	132.6	1:37.836	89.53	6.501	14:37:57.177
6 -	30.974	104.5	43.061	96.6	24.048	133.4	1:38.083	89.31	6.748	14:39:35.260
7 -	30.464	104.2	44.736	94.2	23.347	134.7	1:38.547	88.88	7.212	14:41:13.807
8 -	30.873	107.3	42.825	95.0	22.607	134.7	1:36.305	90.95	4.970	14:42:50.112
9 -	30.215	107.5	44.067	95.5	23.497	134.2	1:37.779	89.58	6.444	14:44:27.891
10 -	31.290	105.1	42.275	97.3	23.107	132.8	1:36.672	90.61	5.337	14:46:04.563
11 -	31.156	107.7	42.714	96.8	22.830	133.9	1:36.700	90.58	5.365	14:47:41.263
12 -	30.925	107.5	43.499	95.4	22.562	132.8	1:36.986	90.32	5.651	14:49:18.249
13 -	30.653	106.5	42.464	97.6	23.071	134.4	1:36.188	91.07	4.853	14:50:54.437
14 -	30.362	108.5	42.503	95.5	22.747	135.0	1:35.612	91.61	4.277	14:52:30.049
15 -	30.332	108.7	42.967	95.5	22.644	135.5	1:35.943	91.30	4.608	14:54:05.992
16 -	30.494	107.0	44.315	89.0	IN PIT		3:31.897 P	41.34	2:00.562	14:57:37.889
17 -	OUTLAP	101.0	46.338	85.2	30.889	91.3	1:52.178	78.08	20.843	14:59:30.067
18 -	47.285	40.4	1:11.779	65.7	26.964	131.8	2:26.028	59.98	54.693	15:01:56.095
19 -	32.525	78.3	42.184	95.3	21.681	136.6	1:36.390	90.87	5.055	15:03:32.485
20 -	29.299	110.7	41.721	94.2	22.315	136.6	1:33.335	93.85	2.000	15:05:05.820
21 -	29.313	111.4	41.364	93.5	21.903	137.2	1:32.580	94.61	1.245	15:06:38.400
22 -	29.821	109.1	41.301	96.2	21.770	136.9	1:32.892	94.30	1.557	15:08:11.292
23 -	29.303	111.1	45.302	80.3	28.560	113.9	1:43.165	84.91	11.830	15:09:54.457
24 -	31.238	105.5	1:00.675	51.7	44.208	43.5	2:16.121	64.35	44.786	15:12:10.578
25 -	56.683	34.8	1:31.074	37.3	36.126	82.5	3:03.883	47.63	1:32.548	15:15:14.461
26 -	41.993	66.5	1:02.042	48.6	27.026	135.5	2:11.061	66.83	39.726	15:17:25.522
27 -	29.782	110.1	42.162	99.1	21.989	137.7	1:33.933	93.25	2.598	15:18:59.455
28 -	29.170	111.2	41.027	93.5	22.792	133.9	1:32.989	94.20	1.654	15:20:32.444
29 -	29.494	110.9	40.822	100.0	21.820	136.9	1:32.136	95.07	0.801	15:22:04.580
30 -	29.174	111.6	40.980	94.6	21.615	137.5	1:31.769 (2)	95.45	0.434	15:23:36.349
31 -	29.443	106.8	41.281	96.8	21.737	137.5	1:32.461	94.74	1.126	15:25:08.810
32 -	29.473	111.2	41.130	97.6	21.701	136.6	1:32.304	94.90	0.969	15:26:41.114
33 -	29.113	111.1	40.729	97.6	21.493	137.2	1:31.335 (1)	95.90		15:28:12.449
34 -	29.576	110.3	40.863	94.7	21.593	137.7	1:32.032 (3)	95.18	0.697	15:29:44.481
35 -	29.253	111.1	41.233	98.6	21.594	136.1	1:32.080	95.13	0.745	15:31:16.561

P13 305 GTB DONTJE/KOOL Corvette GT4 - DayVTec										
IDEAL LAP TIME : 1:30.912			BEST LAP TIME : 1:30.947			DIFFERENCE : 0.035				
LAP	SECTOR 1		SECTOR 2		SECTOR 3		LAP TIME	MPH	DIFF	TIME OF DAY
1 -		105.6	41.963	97.1	22.015	133.6	1:39.622	87.93	8.675	14:31:21.554
2 -	29.472	107.8	41.302	97.3	21.778	134.2	1:32.552	94.64	1.605	14:32:54.106
3 -	29.201	108.0	41.043	98.5	21.686	134.7	1:31.930	95.28	0.983	14:34:26.036
4 -	28.972	109.4	40.839	98.9	21.657	134.4	1:31.468	95.76	0.521	14:35:57.504
5 -	28.853	109.4	40.524	98.8	21.570	133.9	1:30.947 (1)	96.31		14:37:28.451
6 -	28.889	109.2	40.905	84.8	22.857	134.4	1:32.651	94.54	1.704	14:39:01.102
7 -	29.279	108.0	40.704	94.6	21.674	134.7	1:31.657	95.57	0.710	14:40:32.759
8 -	28.823	110.1	41.415	96.1	21.736	134.7	1:31.974	95.24	1.027	14:42:04.733

Brands Hatch GP

Circuit Length = 2.4332 miles

Start: 14:29 Flag 15:30 End: 15:32

Weather / Track : Bright / Dry

Supercar Challenge - Super GT & GTB

RACE 2 - SECTOR ANALYSIS

SECTOR 1 = FL to I1, SECTOR 2 = I1 to I2, SECTOR 3 = I2 to FL, DIFF = Difference To Personal Best Lap

9 -	29.170	108.7	40.690	99.8	21.573	135.0	1:31.433	(3)	95.80	0.486	14:43:36.166
10 -	29.026	110.0	40.519	98.5	21.777	134.7	1:31.322	(2)	95.92	0.375	14:45:07.488
11 -	29.208	109.1	41.961	96.4	21.851	134.4	1:33.020		94.17	2.073	14:46:40.508
12 -	29.109	109.2	41.023	98.3	21.747	134.7	1:31.879		95.34	0.932	14:48:12.387
13 -	28.929	109.6	41.076	101.6	22.225	134.7	1:32.230		94.97	1.283	14:49:44.617
14 -	29.292	109.2	41.185	95.7	21.890	135.0	1:32.367		94.83	1.420	14:51:16.984
15 -	29.193	110.0	40.815	100.6	21.864	135.2	1:31.872		95.34	0.925	14:52:48.856
16 -	29.220	109.1	40.788	99.8	21.873	134.2	1:31.881		95.33	0.934	14:54:20.737
17 -	29.353	108.4	43.293	93.5	IN PIT		3:38.616	P	40.06	2:07.669	14:57:59.353
18 -	OUTLAP	97.5	44.433	88.3	23.351	131.5	1:43.104		84.96	12.157	14:59:42.457
19 -	37.075	48.7	1:12.340	72.3	25.904	133.9	2:15.319		64.73	44.372	15:01:57.776
20 -	31.293	94.6	45.165	96.6	22.653	133.9	1:39.111		88.38	8.164	15:03:36.887
21 -	30.739	106.6	52.686	97.8	22.102	133.6	1:45.527		83.01	14.580	15:05:22.414
22 -	29.455	108.5	41.100	98.1	22.540	133.6	1:33.095		94.09	2.148	15:06:55.509
23 -	29.634	108.9	40.807	97.6	22.314	134.2	1:32.755		94.44	1.808	15:08:28.264
24 -	29.688	105.3	41.970	92.8	26.110	97.8	1:37.768		89.59	6.821	15:10:06.032
25 -	33.730	83.6	53.895	59.4	44.542	50.8	2:12.167		66.27	41.220	15:12:18.199
26 -	57.461	40.6	1:30.226	48.5	36.795	65.2	3:04.482		47.48	1:33.535	15:15:22.681
27 -	41.680	62.0	1:00.180	50.4	25.845	133.4	2:07.705		68.59	36.758	15:17:30.386
28 -	29.562	107.7	41.291	93.4	22.232	132.8	1:33.085		94.10	2.138	15:19:03.471
29 -	35.937	76.6	1:04.451	54.5	IN PIT		3:01.175	P	48.35	1:30.228	15:22:04.646
30 -	OUTLAP	102.9	43.461	93.7	22.335	133.1	1:41.627		86.19	10.680	15:23:46.273
31 -	29.528	108.4	41.039	99.4	21.855	132.8	1:32.422		94.78	1.475	15:25:18.695
32 -	29.733	107.7	41.145	94.9	22.083	134.2	1:32.961		94.23	2.014	15:26:51.656
33 -	29.910	108.2	41.879	96.8	22.034	133.4	1:33.823		93.36	2.876	15:28:25.479
34 -	29.967	104.8	41.340	94.2	21.916	134.2	1:33.223		93.96	2.276	15:29:58.702
35 -	29.841	106.0	43.358	93.5	22.285	111.6	1:35.484		91.74	4.537	15:31:34.186

P14 376 GTB Bob HERBER

BMW M4 Silhouette - JR Motorsport

IDEAL LAP TIME : 1:33.693

BEST LAP TIME : 1:34.394

DIFFERENCE : 0.701

LAP	SECTOR 1	SECTOR 2	SECTOR 3	LAP TIME	MPH	DIFF	TIME OF DAY				
1 -		100.0	44.733	83.3	22.625	130.8	1:46.168	82.50	11.774	14:31:28.100	
2 -	30.287	105.5	42.460	95.5	22.285	131.8	1:35.032	(3)	92.17	0.638	14:33:03.132
3 -	30.254	103.7	41.759	97.9	22.381	131.8	1:34.394	(1)	92.80		14:34:37.526
4 -	29.697	106.6	42.502	94.1	22.237	131.8	1:34.436	(2)	92.75	0.042	14:36:11.962
5 -	30.104	105.3	42.082	98.9	3:52.161	120.0	5:04.347		28.78	3:29.953	14:41:16.309
6 -	32.421	101.5	44.774	88.4	23.408	128.8	1:40.603		87.07	6.209	14:42:56.912
7 -	31.725	104.3	43.398	93.9	23.211	129.0	1:38.334		89.08	3.940	14:44:35.246
8 -	30.087	105.1	43.922	90.8	22.687	130.0	1:36.696		90.59	2.302	14:46:11.942
9 -	30.339	105.8	42.868	93.9	22.755	130.0	1:35.962		91.28	1.568	14:47:47.904
10 -	30.096	105.1	43.311	93.8	22.416	131.0	1:35.823		91.41	1.429	14:49:23.727
11 -	30.072	105.5	43.240	94.6	22.568	130.3	1:35.880		91.36	1.486	14:50:59.607
12 -	30.249	106.1	43.514	95.5	23.463	130.0	1:37.226		90.09	2.832	14:52:36.833
13 -	30.627	104.8	43.025	91.8	23.051	129.5	1:36.703		90.58	2.309	14:54:13.536
14 -	30.564	105.0	43.947	89.3	IN PIT		2:59.151	P	48.89	1:24.757	14:57:12.687
15 -	OUTLAP	72.2	1:00.215	61.6	31.839	75.4	2:13.915		65.41	39.521	14:59:26.602
16 -	47.514	52.2	1:11.591	62.3	28.982	125.6	2:28.087		59.15	53.693	15:01:54.689
17 -	33.461	98.5	44.946	90.4	23.385	127.5	1:41.792		86.05	7.398	15:03:36.481
18 -	33.248	94.7	46.308	90.0	23.006	127.8	1:42.562		85.41	8.168	15:05:19.043
19 -	30.424	105.3	42.999	91.8	23.591	129.3	1:37.014		90.29	2.620	15:06:56.057
20 -	30.753	105.5	42.934	92.9	23.509	129.0	1:37.196		90.12	2.802	15:08:33.253
21 -	30.334	104.0	44.085	89.0	23.194	128.3	1:37.613		89.74	3.219	15:10:10.866
22 -	31.555	100.4	51.889	57.0	45.080	54.6	2:08.524		68.15	34.130	15:12:19.390
23 -	57.214	38.9	1:30.220	48.8	36.933	69.6	3:04.367		47.51	1:29.973	15:15:23.757
24 -	41.794	51.3	59.878	51.7	26.190	127.5	2:07.862		68.51	33.468	15:17:31.619
25 -	30.605	104.3	43.109	92.5	23.421	129.3	1:37.135		90.18	2.741	15:19:08.754
26 -	30.923	102.9	43.403	93.7	23.127	129.3	1:37.453		89.88	3.059	15:20:46.207
27 -	30.502	104.6	43.434	91.1	23.106	129.3	1:37.042		90.26	2.648	15:22:23.249
28 -	31.725	104.3	44.176	89.9	23.049	128.5	1:38.950		88.52	4.556	15:24:02.199
29 -	31.299	101.8	44.601	90.0	23.191	129.0	1:39.091		88.40	4.697	15:25:41.290
30 -	30.955	104.5	43.478	93.7	23.053	129.3	1:37.486		89.85	3.092	15:27:18.776
31 -	30.292	105.8	43.397	91.8	23.271	128.8	1:36.960		90.34	2.566	15:28:55.736
32 -	30.647	104.8	43.568	94.3	23.083	128.8	1:37.298		90.03	2.904	15:30:33.034
33 -	30.621	104.8	43.137	89.8	23.283	128.3	1:37.041		90.26	2.647	15:32:10.075

Brands Hatch GP

Circuit Length = 2.4332 miles

Start: 14:29 Flag 15:30 End: 15:32

Weather / Track : Bright / Dry

Supercar Challenge - Super GT & GTB

RACE 2 - SECTOR ANALYSIS

SECTOR 1 = FL to I1, SECTOR 2 = I1 to I2, SECTOR 3 = I2 to FL, DIFF = Difference To Personal Best Lap

P15 191 SGT DOWLING/COOK				TVR Sagaris -			
IDEAL LAP TIME :		BEST LAP TIME : 1:33.535		DIFFERENCE :			
LAP	SECTOR 1	SECTOR 2	SECTOR 3	LAP TIME	MPH	DIFF	TIME OF DAY
1 -				1:45.346	83.15	11.811	14:31:27.278
2 -				1:34.793 (3)	92.41	1.258	14:33:02.071
3 -				1:33.535 (1)	93.65		14:34:35.606
4 -				1:37.232	90.09	3.697	14:36:12.838
5 -				1:34.839	92.36	1.304	14:37:47.677
6 -				1:34.337 (2)	92.85	0.802	14:39:22.014
7 -				1:35.068	92.14	1.533	14:40:57.082
8 -				1:34.859	92.34	1.324	14:42:31.941
9 -				1:35.466	91.75	1.931	14:44:07.407
10 -				1:36.994	90.31	3.459	14:45:44.401
11 -				1:35.882	91.36	2.347	14:47:20.283
12 -				1:36.172	91.08	2.637	14:48:56.455
13 -				1:38.993	88.48	5.458	14:50:35.448
14 -				1:37.812	89.55	4.277	14:52:13.260
15 -				1:36.714	90.57	3.179	14:53:49.974
16 -			IN PIT	3:48.791 P	38.28	2:15.256	14:57:38.765
17 -	OUTLAP			1:52.124	78.12	18.589	14:59:30.890
18 -				2:25.995	60.00	52.460	15:01:56.885
19 -				1:40.115	87.49	6.580	15:03:37.000
20 -			IN PIT	3:57.567 P	36.87	2:24.032	15:07:34.567
21 -	OUTLAP			1:47.534	81.46	13.999	15:09:22.102
22 -				1:51.668	78.44	18.133	15:11:13.770
23 -				1:37.442	89.89	3.907	15:12:51.212
24 -				2:35.314	56.40	1:01.779	15:15:26.526
25 -				2:07.974	68.45	34.439	15:17:34.500
26 -				1:36.769	90.52	3.234	15:19:11.269
27 -				1:36.031	91.21	2.496	15:20:47.300
28 -				1:36.141	91.11	2.606	15:22:23.441
29 -				1:35.663	91.56	2.128	15:23:59.104

P16 309 GTB Dirk SCHULZ				Porsche 997 GT3 - Topper Team						
IDEAL LAP TIME : 1:39.699		BEST LAP TIME : 1:40.485		DIFFERENCE : 0.786						
LAP	SECTOR 1	SECTOR 2	SECTOR 3	LAP TIME	MPH	DIFF	TIME OF DAY			
1 -		93.5	46.561	88.7	23.962	129.3	1:50.697	79.13	10.212	14:31:32.629
2 -	32.539	99.2	45.628	85.1	23.810	128.8	1:41.977	85.90	1.492	14:33:14.606
3 -	31.623	101.9	46.850	85.0	23.959	128.8	1:42.432	85.51	1.947	14:34:57.038
4 -	31.983	102.1	45.742	83.1	23.729	128.0	1:41.454	86.34	0.969	14:36:38.492
5 -	32.186	102.7	46.173	80.0	24.277	128.8	1:42.636	85.34	2.151	14:38:21.128
6 -	31.879	103.4	45.260	80.9	24.650	127.0	1:41.789	86.05	1.304	14:40:02.917
7 -	32.330	99.5	45.796	80.2	24.389	127.5	1:42.515	85.44	2.030	14:41:45.432
8 -	31.931	106.0	44.712	82.8	23.842	126.1	1:40.485 (1)	87.17		14:43:25.917
9 -	32.203	93.5	46.707	83.3	23.948	129.3	1:42.858	85.16	2.373	14:45:08.775
10 -	31.841	100.0	46.969	77.7	23.818	128.3	1:42.628	85.35	2.143	14:46:51.403
11 -	31.574	103.7	45.263	87.6	24.103	128.8	1:40.940 (2)	86.78	0.455	14:48:32.343
12 -	31.657	102.2	45.424	83.8	24.071	126.3	1:41.152	86.60	0.667	14:50:13.495
13 -	32.211	104.5	45.351	85.1	23.646	125.6	1:41.208	86.55	0.723	14:51:54.703
14 -	33.319	96.0	46.149	84.8	23.785	129.0	1:43.253	84.83	2.768	14:53:37.956
15 -	32.747	102.1	44.489	84.9	25.267	122.9	1:42.503	85.45	2.018	14:55:20.459
16 -	33.151	99.2	46.421	80.8	IN PIT		3:17.389 P	44.37	1:36.904	14:58:37.848
17 -	OUTLAP	96.4	46.244	80.0	23.929	127.0	1:48.739	80.55	8.254	15:00:26.587
18 -	32.252	102.6	45.418	83.9	24.015	129.0	1:41.685	86.14	1.200	15:02:08.272
19 -	33.275	100.1	45.088	83.1	23.636	125.9	1:41.999	85.88	1.514	15:03:50.271
20 -	31.827	101.5	46.168	79.7	24.112	125.9	1:42.107	85.79	1.622	15:05:32.378
21 -	32.267	102.7	45.384	79.9	24.140	123.8	1:41.791	86.05	1.306	15:07:14.169
22 -	32.404	101.2	45.633	79.6	24.884	126.6	1:42.921	85.11	2.436	15:08:57.090
23 -	33.243	101.9	45.549	75.5	25.685	123.5	1:44.477	83.84	3.992	15:10:41.567
24 -	32.574	101.6	46.141	80.0	31.810	127.0	1:50.525	79.25	10.040	15:12:32.092
25 -	46.469	42.9	1:29.601	49.9	36.262	66.1	2:52.332	50.83	1:11.847	15:15:24.424
26 -	42.166	51.7	59.900	42.6	27.805	124.9	2:09.871	67.45	29.386	15:17:34.295

Weather / Track : Bright / Dry

Brands Hatch GP

Circuit Length = 2.4332 miles

Start: 14:29 Flag 15:30 End: 15:32

Supercar Challenge - Super GT & GTB

RACE 2 - SECTOR ANALYSIS

SECTOR 1 = FL to I1, SECTOR 2 = I1 to I2, SECTOR 3 = I2 to FL, DIFF = Difference To Personal Best Lap

27 -	33.511	96.9	45.503	80.2	23.640	127.0	1:42.654	85.33	2.169	15:19:16.949
28 -	31.828	105.5	45.428	84.0	23.780	129.3	1:41.036 (3)	86.70	0.551	15:20:57.985

P17 173 SGT Berry van ELK			Mosler MT900R - BlueBerry Racing							
IDEAL LAP TIME : 1:29.320			BEST LAP TIME : 1:29.613			DIFFERENCE : 0.293				
LAP	SECTOR 1		SECTOR 2		SECTOR 3		LAP TIME	MPH	DIFF	TIME OF DAY
1 -		56.5	46.546	90.6	22.166	139.5	2:31.465	57.83	1:01.852	14:32:13.397
2 -	29.394	111.6	40.509	99.2	21.339	142.7	1:31.242	96.00	1.629	14:33:44.639
3 -	28.435	112.5	39.781	104.8	21.397	143.3	1:29.613 (1)	97.75		14:35:14.252
4 -	28.495	115.1	40.051	98.6	21.104	142.4	1:29.650 (2)	97.71	0.037	14:36:43.902
5 -	28.736	116.1	41.803	91.6	21.769	142.7	1:32.308	94.89	2.695	14:38:16.210
6 -	28.681	114.5	42.686	88.5	21.808	142.1	1:33.175	94.01	3.562	14:39:49.385
7 -	29.055	115.9	40.821	92.5	21.532	143.0	1:31.408	95.83	1.795	14:41:20.793
8 -	28.976	114.1	42.104	98.9	21.400	142.1	1:32.480	94.72	2.867	14:42:53.273
9 -	29.124	115.9	40.958	96.6	21.418	141.8	1:31.500	95.73	1.887	14:44:24.773
10 -	29.159	116.3	40.309	92.6	21.140	142.4	1:30.608	96.67	0.995	14:45:55.381
11 -	28.946	115.5	40.394	95.3	21.394	141.5	1:30.734	96.54	1.121	14:47:26.115
12 -	29.220	114.7	40.372	90.6	21.954	140.1	1:31.546	95.68	1.933	14:48:57.661
13 -	29.526	115.1	39.882	96.1	21.367	142.4	1:30.775	96.50	1.162	14:50:28.436
14 -	28.794	115.7	39.797	99.7	21.221	143.7	1:29.812 (3)	97.53	0.199	14:51:58.248
15 -	29.427	112.9	40.751	90.3	21.630	141.2	1:31.808	95.41	2.195	14:53:30.056
16 -	29.626	114.1	40.217	90.9	22.994	111.2	1:32.837	94.35	3.224	14:55:02.893
17 -	33.617	83.0	56.434	58.2	IN PIT		3:51.922	P	2:22.309	14:58:54.815
18 -	OUTLAP	110.7	40.565	99.5	21.472	141.5	1:36.557	90.72	6.944	15:00:31.372
19 -	29.529	114.5	43.884	86.0	23.309	139.2	1:36.722	90.56	7.109	15:02:08.094
20 -	29.054	113.3	40.065	91.5	22.248	140.1	1:31.367	95.87	1.754	15:03:39.461
21 -	29.878	110.5	43.312	98.8	21.857	140.3	1:35.047	92.16	5.434	15:05:14.508
22 -	29.232	114.9	40.669	98.1	21.356	143.3	1:31.257	95.99	1.644	15:06:45.765

P18 350 GTB Ian DONALDSON			Porsche 997 Cup - Intersport Racing							
IDEAL LAP TIME : 1:35.128			BEST LAP TIME : 1:35.442			DIFFERENCE : 0.314				
LAP	SECTOR 1		SECTOR 2		SECTOR 3		LAP TIME	MPH	DIFF	TIME OF DAY
1 -		96.2	44.081	78.1	23.318	132.8	1:50.924	78.97	15.482	14:31:32.856
2 -	30.860	102.1	43.422	81.8	22.684	137.2	1:36.966	90.33	1.524	14:33:09.822
3 -	31.059	104.3	44.662	81.4	22.840	136.6	1:38.561	88.87	3.119	14:34:48.383
4 -	30.726	104.6	43.770	85.4	22.815	133.4	1:37.311	90.01	1.869	14:36:25.694
5 -	30.508	104.8	42.819	87.4	23.334	136.6	1:36.661	90.62	1.219	14:38:02.355
6 -	30.545	106.1	43.178	76.8	23.387	135.0	1:37.110	90.20	1.668	14:39:39.465
7 -	30.396	105.6	42.587	82.8	23.355	134.4	1:36.338	90.92	0.896	14:41:15.803
8 -	30.604	107.2	42.495	86.4	22.343	135.2	1:35.442 (1)	91.78		14:42:51.245
9 -	30.477	106.1	43.170	86.0	23.247	133.9	1:36.894	90.40	1.452	14:44:28.139
10 -	31.509	104.8	42.732	88.6	23.468	132.8	1:37.709	89.65	2.267	14:46:05.848
11 -	30.823	105.8	42.755	86.7	22.906	135.8	1:36.484	90.79	1.042	14:47:42.332
12 -	30.549	107.8	43.471	89.0	22.577	136.3	1:36.597	90.68	1.155	14:49:18.929
13 -	30.898	103.7	43.266	87.3	22.584	135.8	1:36.748	90.54	1.306	14:50:55.677
14 -	30.669	103.4	42.993	86.3	22.638	136.6	1:36.300 (3)	90.96	0.858	14:52:31.977
15 -	30.290	105.5	42.854	89.7	22.837	134.2	1:35.981 (2)	91.26	0.539	14:54:07.958

P19 369 GTB Aart BOSMAN			Porsche 997 GT3 - ABW Racing							
IDEAL LAP TIME : 1:35.375			BEST LAP TIME : 1:35.647			DIFFERENCE : 0.272				
LAP	SECTOR 1		SECTOR 2		SECTOR 3		LAP TIME	MPH	DIFF	TIME OF DAY
1 -		99.1	45.677	89.8	23.266	130.5	1:49.094	80.29	13.447	14:31:31.026
2 -	30.900	103.8	43.720	87.1	22.964	131.0	1:37.584	89.76	1.937	14:33:08.610
3 -	30.769	104.8	43.398	88.5	22.720	132.3	1:36.887	90.41	1.240	14:34:45.497
4 -	30.666	105.8	43.237	93.3	22.737	131.3	1:36.640	90.64	0.993	14:36:22.137
5 -	30.298	105.5	43.360	92.9	22.796	131.8	1:36.454 (3)	90.81	0.807	14:37:58.591
6 -	30.169	104.0	43.693	88.4	23.219	130.0	1:37.081	90.23	1.434	14:39:35.672
7 -	30.633	104.8	43.325	91.9	22.530	132.1	1:36.488	90.78	0.841	14:41:12.160
8 -	30.556	104.5	43.037	90.0	22.766	132.1	1:36.359 (2)	90.90	0.712	14:42:48.519
9 -	30.441	106.6	42.715	91.9	22.491	132.1	1:35.647 (1)	91.58		14:44:24.166
10 -	30.732	106.8	44.567	92.6	22.912	132.6	1:38.211	89.19	2.564	14:46:02.377
11 -	31.729	104.0	43.539	90.1	22.595	132.3	1:37.863	89.51	2.216	14:47:40.240

Brands Hatch GP

Circuit Length = 2.4332 miles

Start: 14:29 Flag 15:30 End: 15:32

Weather / Track : Bright / Dry

Supercar Challenge - Super GT & GTB

RACE 2 - SECTOR ANALYSIS

SECTOR 1 = FL to I1, SECTOR 2 = I1 to I2, SECTOR 3 = I2 to FL, DIFF = Difference To Personal Best Lap

12 -	31.509	103.4	43.573	91.6	22.757	131.0	1:37.839	89.53	2.192	14:49:18.079
13 -	31.397	105.5	43.136	91.8	22.509	131.5	1:37.042	90.26	1.395	14:50:55.121
14 -	30.879	106.8	44.435	88.8	22.699	131.8	1:38.013	89.37	2.366	14:52:33.134
15 -	30.774	105.6	43.254	89.8	22.627	132.3	1:36.655	90.62	1.008	14:54:09.789

P20 170 SGT Kevin RILEY		Mosler MT900R - KRM-Staffs Racing								
IDEAL LAP TIME : 1:36.168			BEST LAP TIME : 1:36.772			DIFFERENCE : 0.604				
LAP	SECTOR 1		SECTOR 2		SECTOR 3		LAP TIME	MPH	DIFF	TIME OF DAY
1 -		95.5	45.463	90.3	23.521	132.6	1:48.497	80.73	11.725	14:31:30.429
2 -	31.384	100.9	44.652	90.4	22.992	134.2	1:39.028	88.45	2.256	14:33:09.457
3 -	31.034	105.0	44.445	93.4	23.076	133.6	1:38.555	88.88	1.783	14:34:48.012
4 -	30.616	106.6	43.506	89.2	23.182	125.9	1:37.304 (3)	90.02	0.532	14:36:25.316
5 -	30.219	107.8	44.360	91.5	23.176	135.2	1:37.755	89.61	0.983	14:38:03.071
6 -	30.647	105.0	43.047	76.0	23.078	135.5	1:36.772 (1)	90.52		14:39:39.843
7 -	30.775	106.5	42.957	88.3	23.133	133.6	1:36.865 (2)	90.43	0.093	14:41:16.708
8 -	31.268	104.5	45.011	92.8	23.453	130.8	1:39.732	87.83	2.960	14:42:56.440
9 -	30.529	106.8	46.804	81.4	23.631	133.1	1:40.964	86.76	4.192	14:44:37.404
10 -	31.765	96.8	48.295	83.4	24.064	132.3	1:44.124	84.12	7.352	14:46:21.528
11 -	31.659	100.0	45.670	83.5	25.533	123.5	1:42.862	85.16	6.090	14:48:04.390
12 -	33.327	90.6	48.797	79.8	24.360		1:46.484	82.26	9.712	14:49:50.874
13 -	34.830	65.4	49.308	79.4	25.472	113.1	1:49.610	79.91	12.838	14:51:40.484
14 -	33.158	98.2	53.810	82.4	25.225	125.4	1:52.193	78.07	15.421	14:53:32.677
15 -	32.286	96.8	46.850	82.6	26.146	115.3	1:45.282	83.20	8.510	14:55:17.959

Supercar Challenge - Super GT & GTB

RACE 2 - BEST SPEEDS

POS	INTERMEDIATE 1			INTERMEDIATE 2			FINISH LINE		
	NO	NAME	MPH	NO	NAME	MPH	NO	NAME	MPH
1	106	KOEBOLT/CARANSA	121.1	110	VANDIERENDONCK/HAMILTON	106.8	102	ZUMBRINK	149.7
2	101	GROUWELS/SNOEKS	120.2	101	GROUWELS/SNOEKS	106.5	101	GROUWELS/SNOEKS	148.4
3	102	ZUMBRINK	119.4	173	van ELK	104.8	106	KOEBOLT/CARANSA	147.8
4	141	ABBOTT	116.5	111	THUIS	104.5	141	ABBOTT	145.2
5	110	VANDIERENDONCK/HAMILTON	116.3	106	KOEBOLT/CARANSA	103.8	173	van ELK	143.7
6	173	van ELK	116.3	134	CLARKE	103.0	110	VANDIERENDONCK/HAMILTON	142.7
7	192	WHITE	113.7	102	ZUMBRINK	102.9	192	WHITE	141.2
8	111	THUIS	113.3	375	SLUYS	102.1	111	THUIS	138.6
9	134	CLARKE	111.8	305	DONTJE/KOOL	101.6	337	MCKAY/BRADSHAW	138.0
10	337	MCKAY/BRADSHAW	111.6	141	ABBOTT	101.5	399	LAMSTER/MOLENAAR	137.7
11	399	LAMSTER/MOLENAAR	111.6	192	WHITE	101.3	336	ATKINSON	137.5
12	375	SLUYS	110.7	399	LAMSTER/MOLENAAR	100.0	350	DONALDSON	137.2
13	305	DONTJE/KOOL	110.1	337	MCKAY/BRADSHAW	99.1	134	CLARKE	137.2
14	336	ATKINSON	110.0	376	HERBER	98.9	375	SLUYS	136.3
15	350	DONALDSON	107.8	336	ATKINSON	98.3	170	RILEY	135.5
16	170	RILEY	107.8	170	RILEY	93.4	305	DONTJE/KOOL	135.2
17	369	BOSMAN	106.8	369	BOSMAN	93.3	369	BOSMAN	132.6
18	376	HERBER	106.6	350	DONALDSON	89.7	376	HERBER	131.8
19	309	SCHULZ	106.0	309	SCHULZ	88.7	309	SCHULZ	129.3
20									

Weather / Track : Bright / Dry

Results can be found at www.tsl-timing.com

Brands Hatch GP

Circuit Length = 2.4332 miles

Start: 14:29 Flag 15:30 End: 15:32

Printed - 15:33 Saturday, 12 September 2015

Supercar Challenge - Super GT & GTB

RACE 2 - BEST SECTORS

SECTOR 1			SECTOR 2			SECTOR 3			IDEAL / BEST COMPARISON						
POS	NO	NAME	TIME	NO	NAME	TIME	NO	NAME	TIME	POS	NO	NAME	IDEAL	BEST	DIFF
													PERFECT LAP	1:26.081	
1	101	GROUWELS/SNOE	27.684	101	GROUWELS/SNOE	38.016	102	ZUMBRINK	20.381	1	101	GROUWELS/SNOE	1:26.097	1:26.510	0.413
2	110	VANDIERENDONC	27.747	102	ZUMBRINK	38.641	101	GROUWELS/SNOE	20.397	2	102	ZUMBRINK	1:27.019	1:27.148	0.129
3	102	ZUMBRINK	27.997	141	ABBOTT	38.642	141	ABBOTT	20.626	3	110	VANDIERENDONCK/	1:27.177	1:27.458	0.281
4	141	ABBOTT	28.221	110	VANDIERENDONC	38.657	106	KOEBOLT/CARANS	20.757	4	141	ABBOTT	1:27.489	1:27.845	0.356
5	106	KOEBOLT/CARANS	28.232	106	KOEBOLT/CARANS	39.317	110	VANDIERENDONC	20.773	5	106	KOEBOLT/CARANSA	1:28.306	1:28.516	0.210
6	173	van ELK	28.435	134	CLARKE	39.404	173	van ELK	21.104	6	134	CLARKE	1:29.070	1:29.181	0.111
7	134	CLARKE	28.527	111	THUIS	39.527	192	WHITE	21.110	7	173	van ELK	1:29.320	1:29.613	0.293
8	192	WHITE	28.537	192	WHITE	39.675	134	CLARKE	21.139	8	192	WHITE	1:29.322	1:29.840	0.518
9	111	THUIS	28.632	173	van ELK	39.781	111	THUIS	21.295	9	111	THUIS	1:29.454	1:30.104	0.650
10	337	MCKAY/BRADSHA	28.790	375	SLUYS	40.014	337	MCKAY/BRADSHA	21.436	10	337	MCKAY/BRADSHAW	1:30.634	1:30.873	0.239
11	305	DONTJE/KOOL	28.823	337	MCKAY/BRADSHA	40.408	399	LAMSTER/MOLEN/	21.493	11	375	SLUYS	1:30.718	1:30.884	0.166
12	399	LAMSTER/MOLEN/	29.113	305	DONTJE/KOOL	40.519	375	SLUYS	21.525	12	305	DONTJE/KOOL	1:30.912	1:30.947	0.035
13	375	SLUYS	29.179	399	LAMSTER/MOLEN/	40.729	305	DONTJE/KOOL	21.570	13	399	LAMSTER/MOLENAA	1:31.335	1:31.335	0.000
14	336	ATKINSON	29.667	336	ATKINSON	41.241	336	ATKINSON	21.685	14	336	ATKINSON	1:32.593	1:32.792	0.199
15	376	HERBER	29.697	376	HERBER	41.759	376	HERBER	22.237	15	376	HERBER	1:33.693	1:34.394	0.701
16	369	BOSMAN	30.169	350	DONALDSON	42.495	350	DONALDSON	22.343	16	350	DONALDSON	1:35.128	1:35.442	0.314
17	170	RILEY	30.219	369	BOSMAN	42.715	369	BOSMAN	22.491	17	369	BOSMAN	1:35.375	1:35.647	0.272
18	350	DONALDSON	30.290	170	RILEY	42.957	170	RILEY	22.992	18	170	RILEY	1:36.168	1:36.772	0.604
19	309	SCHULZ	31.574	309	SCHULZ	44.489	309	SCHULZ	23.636	19	309	SCHULZ	1:39.699	1:40.485	0.786
20										20	191	DOWLING/COOK		1:33.535	

Weather / Track : Bright / Dry

Results can be found at www.tsl-timing.com

Brands Hatch GP

Circuit Length = 2.4332 miles

Start: 14:29 Flag 15:30 End: 15:32

Printed - 15:32 Saturday, 12 September 2015

Supercar Challenge - Super GT & GTB

RACE 2 - LAP CHART

LAP 1 @ 14:31:12.852			LAP 2 @ 14:32:40.361			LAP 3 @ 14:34:07.722			LAP 4 @ 14:35:34.870			LAP 5 @ 14:37:02.701		
NO	BEHIND	LAP TIME	NO	BEHIND	LAP TIME	NO	BEHIND	LAP TIME	NO	BEHIND	LAP TIME	NO	BEHIND	LAP TIME
102		1:30.920	102		1:27.509	102		1:27.361	102		1:27.148	102		1:27.831
101	2.632	1:33.552	101	4.652	1:29.529	101	5.390	1:28.099	101	6.343	1:28.101	101	7.072	1:28.560
141	3.194	1:34.114	141	5.074	1:29.389	141	6.083	1:28.370	141	6.780	1:27.845	141	7.649	1:28.700
106	6.205	1:37.125	106	7.902	1:29.206	106	9.617	1:29.076	106	10.985	1:28.516	106	11.986	1:28.832
110	6.610	1:37.530	110	11.481	1:32.380	110	15.675	1:31.555	110	19.812	1:31.285	110	22.638	1:30.657
192	6.883	1:37.803	192	12.196	1:32.822	192	16.410	1:31.575	192	20.410	1:31.148	192	23.343	1:30.764
337	7.246	1:38.166	337	12.590	1:32.853	337	16.726	1:31.497	337	20.845	1:31.267	337	23.887	1:30.873
305	8.702	1:39.622	305	13.745	1:32.552	305	18.314	1:31.930	305	22.634	1:31.468	305	25.750	1:30.947
399	12.050	1:42.970	375	17.625	1:32.966	375	22.081	1:31.817	134	25.534	1:30.539	134	26.884	1:29.181
375	12.168	1:43.088	134	17.797	1:32.728	134	22.143	1:31.707	375	27.407	1:32.474	375	31.421	1:31.845
336	12.516	1:43.436	336	20.727	1:35.720	111	26.794	1:33.114	111	30.998	1:31.352	111	34.244	1:31.077
134	12.578	1:43.498	111	21.041	1:34.936	336	27.389	1:34.023	336	35.872	1:35.631	336	41.457	1:33.416
111	13.614	1:44.534	191	21.710	1:34.793	191	27.884	1:33.535	376	37.092	1:34.436	191	44.976	1:34.839
191	14.426	1:45.346	376	22.771	1:35.032	376	29.804	1:34.394	191	37.968	1:37.232	399	54.476	1:37.836
376	15.248	1:46.168	399	25.570	1:41.029	399	33.989	1:35.780	399	44.471	1:37.630	369	55.890	1:36.454
170	17.577	1:48.497	369	28.249	1:37.584	369	37.775	1:36.887	369	47.267	1:36.640	350	59.654	1:36.661
369	18.174	1:49.094	170	29.096	1:39.028	170	40.290	1:38.555	170	50.446	1:37.304	170	1:00.370	1:37.755
309	19.777	1:50.697	350	29.461	1:36.966	350	40.661	1:38.561	350	50.824	1:37.311	173	1:13.509	1:32.308
350	20.004	1:50.924	309	34.245	1:41.977	309	49.316	1:42.432	309	1:03.622	1:41.454	309	1:18.427	1:42.636
173	1:00.545	2:31.465	173	1:04.278	1:31.242	173	1:06.530	1:29.613	173	1:09.032	1:29.650			

Weather / Track : Bright / Dry

Results can be found at www.tsl-timing.com

Page 1 of 8

Brands Hatch GP

Circuit Length = 2.4332 miles

Start: 14:29 Flag 15:30 End: 15:32

Printed - 15:33 Saturday, 12 September 2015

Supercar Challenge - Super GT & GTB

RACE 2 - LAP CHART

LAP 6 @ 14:38:32.300			LAP 7 @ 14:40:01.005			LAP 8 @ 14:41:29.854			LAP 9 @ 14:42:58.425			LAP 10 @ 14:44:28.548		
NO	BEHIND	LAP TIME	NO	BEHIND	LAP TIME	NO	BEHIND	LAP TIME	NO	BEHIND	LAP TIME	NO	BEHIND	LAP TIME
102		1:29.599	102		1:28.705	102		1:28.849	102		1:28.571	102		1:30.123
101	5.922	1:28.449	309	1 Lap	1:41.789	101	5.533	1:28.665	101	5.380	1:28.418	101	6.103	1:30.846
141	6.608	1:28.558	101	5.717	1:28.500	141	6.538	1:28.902	141	6.454	1:28.487	141	6.473	1:30.142
106	11.201	1:28.814	141	6.485	1:28.582	106	13.783	1:31.002	106	14.186	1:28.974	376	3 Laps	1:38.334
110	24.164	1:31.125	106	11.630	1:29.134	309	1 Lap	1:42.515	309	1 Lap	1:40.485	170	1 Lap	1:40.964
192	25.052	1:31.308	110	26.262	1:30.803	110	28.167	1:30.754	110	30.654	1:31.058	106	13.459	1:29.396
337	25.531	1:31.243	192	26.886	1:30.539	192	28.823	1:30.786	192	31.277	1:31.025	110	32.380	1:31.849
134	28.026	1:30.741	337	27.773	1:30.947	134	29.859	1:29.884	134	31.660	1:30.372	134	32.732	1:31.195
305	28.802	1:32.651	134	28.824	1:29.503	337	30.714	1:31.790	337	33.020	1:30.877	192	33.566	1:32.412
375	33.454	1:31.632	305	31.754	1:31.657	305	34.879	1:31.974	305	37.741	1:31.433	337	34.468	1:31.571
111	36.232	1:31.587	375	36.456	1:31.707	375	39.059	1:31.452	375	42.111	1:31.623	305	38.940	1:31.322
336	46.176	1:34.318	111	39.719	1:32.192	111	42.279	1:31.409	111	44.451	1:30.743	309	1 Lap	1:42.858
191	49.714	1:34.337	336	51.184	1:33.713	336	56.521	1:34.186	336	1:01.568	1:33.618	375	42.872	1:30.884
399	1:02.960	1:38.083	191	56.077	1:35.068	191	1:02.087	1:34.859	191	1:08.982	1:35.466	111	45.503	1:31.175
369	1:03.372	1:37.081	369	1:11.155	1:36.488	369	1:18.665	1:36.359	369	1:25.741	1:35.647	336	1:05.470	1:34.025
350	1:07.165	1:37.110	399	1:12.802	1:38.547	399	1:20.258	1:36.305	173	1:26.348	1:31.500	191	1:15.853	1:36.994
170	1:07.543	1:36.772	350	1:14.798	1:36.338	350	1:21.391	1:35.442	399	1:29.466	1:37.779	173	1:26.833	1:30.608
173	1:17.085	1:33.175	376	2 Laps	5:04.347	173	1:23.419	1:32.480	350	1:29.714	1:36.894			
			170	1:15.703	1:36.865	170	1:26.586	1:39.732						
			173	1:19.788	1:31.408	376	2 Laps	1:40.603						

Weather / Track : Bright / Dry

Results can be found at www.tsl-timing.com

Page 2 of 8

Brands Hatch GP

Circuit Length = 2.4332 miles

Start: 14:29 Flag 15:30 End: 15:32

Printed - 15:33 Saturday, 12 September 2015

Supercar Challenge - Super GT & GTB

RACE 2 - LAP CHART

LAP 11 @ 14:45:59.114			LAP 12 @ 14:47:27.684			LAP 13 @ 14:48:57.351			LAP 14 @ 14:50:26.795			LAP 15 @ 14:51:55.606		
NO	BEHIND	LAP TIME	NO	BEHIND	LAP TIME	NO	BEHIND	LAP TIME	NO	BEHIND	LAP TIME	NO	BEHIND	LAP TIME
102		1:30.566	102		1:28.570	102		1:29.667	102		1:29.444	102		1:28.811
369	1 Lap	1:38.211	101	5.611	1:28.965	173	1 Lap	1:31.546	173	1 Lap	1:30.775	173	1 Lap	1:29.812
101	5.216	1:29.679	141	6.526	1:29.409	141	5.004	1:28.145	141	5.097	1:29.537	141	4.929	1:28.643
399	1 Lap	1:36.672	369	1 Lap	1:37.863	101	6.585	1:30.641	101	7.052	1:29.911	101	7.579	1:29.338
141	5.687	1:29.780	399	1 Lap	1:36.700	106	15.135	1:31.041	191	1 Lap	1:38.993	106	15.226	1:29.231
350	1 Lap	1:37.709	106	13.761	1:29.792	369	1 Lap	1:37.839	106	14.806	1:29.115	191	1 Lap	1:37.812
106	12.539	1:29.646	350	1 Lap	1:36.484	399	1 Lap	1:36.986	399	1 Lap	1:36.188	399	1 Lap	1:35.612
376	3 Laps	1:36.696	376	3 Laps	1:35.962	350	1 Lap	1:36.597	369	1 Lap	1:37.042	350	1 Lap	1:36.300
170	1 Lap	1:44.124	134	33.611	1:30.080	376	3 Laps	1:35.823	350	1 Lap	1:36.748	134	37.386	1:31.739
134	32.101	1:29.935	192	34.561	1:29.840	134	34.113	1:30.169	376	3 Laps	1:35.880	369	1 Lap	1:38.013
192	33.291	1:30.291	170	1 Lap	1:42.862	192	35.797	1:30.903	134	34.458	1:29.789	192	40.078	1:32.065
337	35.339	1:31.437	337	38.366	1:31.597	337	40.634	1:31.935	192	36.824	1:30.471	376	3 Laps	1:37.226
110	40.502	1:38.688	110	43.428	1:31.496	110	46.537	1:32.776	337	42.299	1:31.109	337	44.762	1:31.274
305	41.394	1:33.020	305	44.703	1:31.879	305	47.266	1:32.230	110	49.043	1:31.950	110	52.154	1:31.922
375	44.093	1:31.787	375	47.045	1:31.522	375	49.130	1:31.752	305	50.189	1:32.367	305	53.250	1:31.872
111	47.298	1:32.361	111	49.995	1:31.267	111	51.769	1:31.441	375	51.569	1:31.883	375	54.675	1:31.917
309	1 Lap	1:42.628	309	1 Lap	1:40.940	170	1 Lap	1:46.484	111	52.672	1:30.347	111	54.979	1:31.118
336	1:09.061	1:34.157	336	1:14.668	1:34.177	309	1 Lap	1:41.152	170	1 Lap	1:49.610			
191	1:21.169	1:35.882	191	1:28.771	1:36.172	336	1:19.118	1:34.117	336	1:24.008	1:34.334			
173	1:27.001	1:30.734							309	1 Lap	1:41.208			

Weather / Track : Bright / Dry

Results can be found at www.tsl-timing.com

Page 3 of 8

Brands Hatch GP

Circuit Length = 2.4332 miles

Start: 14:29 Flag 15:30 End: 15:32

Printed - 15:33 Saturday, 12 September 2015

Supercar Challenge - Super GT & GTB

RACE 2 - LAP CHART

LAP 16 @ 14:53:25.569			LAP 17 @ 14:54:55.619			LAP 18 @ 14:58:27.463			LAP 19 @ 15:00:09.164			LAP 20 @ 15:02:00.064		
NO	BEHIND	LAP TIME	NO	BEHIND	LAP TIME	NO	BEHIND	LAP TIME	NO	BEHIND	LAP TIME	NO	BEHIND	LAP TIME
102		1:29.963	102		1:30.050	106		3:16.657 P	106		1:41.701	106		1:50.900
336	1 Lap	1:36.007	141	5.044	1:30.464	336	1 Lap	3:30.552 P	336	1 Lap	1:40.787	336	1 Lap	1:48.961
173	1 Lap	1:31.808	336	1 Lap	1:34.553	309	2 Laps	3:17.389 P	309	2 Laps	1:48.739	173	1 Lap	1:36.722
141	4.630	1:29.664	173	1 Lap	1:32.837	173	1 Lap	3:51.922 P	173	1 Lap	1:36.557	309	2 Laps	1:41.685
170	2 Laps	1:52.193	106	15.187	1:30.748	134	38.617	3:28.063 P	134	30.084	1:33.168	134	9.863	1:30.679
101	7.938	1:30.322	170	2 Laps	1:45.282	102	41.666	4:13.510 P	102	32.378	1:32.413	102	10.439	1:28.961
309	2 Laps	1:43.253	309	2 Laps	1:42.503	141	42.447	4:09.247 P	141	37.149	1:36.403	141	16.185	1:29.936
106	14.489	1:29.226	134	42.398	1:34.121	110	49.740	3:24.451 P	110	43.126	1:35.087	110	21.458	1:29.232
191	1 Lap	1:36.714	110	57.133	1:33.149	376	3 Laps	2:13.915	376	3 Laps	2:28.087	101	1:24.293	1:29.368
134	38.327	1:30.904	376	3 Laps	2:59.151 P	101	1:00.268	2:10.019	101	1:45.825	2:27.258	192	1:27.912	1:32.668
399	1 Lap	1:35.943	101	2:22.093	3:44.205 P	192	1:01.107	2:02.681	192	1:46.144	2:26.738	111	1:28.774	1:32.927
192	41.864	1:31.749	192	2:30.270	3:18.456 P	111	1:01.656	1:59.451	111	1:46.747	2:26.792	375	1:31.774	1:34.257
350	1 Lap	1:35.981	111	2:34.049	3:07.203 P	399	1 Lap	1:52.178	399	1 Lap	2:26.028	399	1 Lap	1:36.390
369	1 Lap	1:36.655	399	1 Lap	3:31.897 P	191	1 Lap	1:52.124	191	1 Lap	2:25.995			
337	47.461	1:32.662	191	1 Lap	3:48.791 P	375	1:05.398	1:40.138	375	1:48.417	2:24.720			
376	3 Laps	1:36.703	375	2:57.104	3:30.447 P	305	1:14.994	1:43.104	305	1:48.612	2:15.319			
110	54.034	1:31.843	305	3:03.734	3:38.616 P	337	1:26.965	1:41.858	337	1:49.223	2:03.959			
305	55.168	1:31.881	337	3:16.951	3:59.540 P									
375	56.707	1:31.995												
111	56.896	1:31.880												

Weather / Track : Bright / Dry

Results can be found at www.tsl-timing.com

Page 4 of 8

Brands Hatch GP

Circuit Length = 2.4332 miles

Start: 14:29 Flag 15:30 End: 15:32

Printed - 15:33 Saturday, 12 September 2015

Supercar Challenge - Super GT & GTB

RACE 2 - LAP CHART

LAP 21 @ 15:03:35.076			LAP 22 @ 15:05:05.383			LAP 23 @ 15:06:35.717			LAP 24 @ 15:08:05.623			LAP 25 @ 15:09:41.716		
NO	BEHIND	LAP TIME	NO	BEHIND	LAP TIME	NO	BEHIND	LAP TIME	NO	BEHIND	LAP TIME	NO	BEHIND	LAP TIME
106		1:35.012	106		1:30.307	106		1:30.334	106		1:29.906	106		1:36.093
376	4 Laps	1:41.792	399	2 Laps	1:33.335	399	2 Laps	1:32.580	399	2 Laps	1:32.892	399	2 Laps	1:43.165
305	1 Lap	1:39.111	337	1 Lap	1:35.960	102	9.176	1:30.468	102	8.271	1:29.001	102	13.632	1:41.454
191	2 Laps	1:40.115	102	9.042	1:34.156	173	1 Lap	1:31.257	134	11.045	1:30.161	110	14.373	1:39.328
337	1 Lap	1:38.679	173	1 Lap	1:35.047	134	10.790	1:31.471	110	11.138	1:29.699	134	14.914	1:39.962
336	1 Lap	1:35.600	134	9.653	1:34.215	141	10.996	1:30.942	141	11.948	1:30.858	141	21.014	1:45.159
173	1 Lap	1:31.367	141	10.388	1:30.730	110	11.345	1:28.617	337	1 Lap	1:35.597	337	1 Lap	1:39.400
102	5.193	1:29.766	336	1 Lap	1:39.832	337	1 Lap	1:35.162	336	1 Lap	1:34.151	375	1 Lap	1:37.459
134	5.745	1:30.894	110	13.062	1:28.402	336	1 Lap	1:34.558	375	1 Lap	1:34.295	336	1 Lap	1:38.434
141	9.965	1:28.792	376	4 Laps	1:42.562	375	1 Lap	1:48.479 P	305	1 Lap	1:32.755	305	1 Lap	1:37.768
110	14.967	1:28.521	305	1 Lap	1:45.527	305	1 Lap	1:33.095	376	4 Laps	1:37.196	376	4 Laps	1:37.613
309	2 Laps	1:41.999	309	2 Laps	1:42.107	376	4 Laps	1:37.014	309	2 Laps	1:42.921	309	2 Laps	1:44.477
101	1:16.118	1:26.837	101	1:12.695	1:26.884	309	2 Laps	1:41.791	101	1:13.925	1:34.960	101	1:30.366	1:52.534
192	1:23.407	1:30.507	192	1:24.125	1:31.025	191	3 Laps	3:57.567 P	191	3 Laps	1:47.534	191	3 Laps	1:51.668
111	1:23.866	1:30.104	111	1:24.490	1:30.931	101	1:08.871	1:26.510	192	1:32.957	1:38.372	192	1:52.117	1:55.253
375	1:28.334	1:31.572				192	1:24.491	1:30.700	111	1:34.260	1:39.256	111	1:53.106	1:54.939
						111	1:24.910	1:30.754						

Weather / Track : Bright / Dry

Results can be found at www.tsl-timing.com

Page 5 of 8

Brands Hatch GP

Circuit Length = 2.4332 miles

Start: 14:29 Flag 15:30 End: 15:32

Printed - 15:33 Saturday, 12 September 2015

Supercar Challenge - Super GT & GTB

RACE 2 - LAP CHART

LAP 26 @ 15:12:09.901			LAP 27 @ 15:15:13.442			LAP 28 @ 15:17:24.773			LAP 29 @ 15:18:56.383			LAP 30 @ 15:20:25.576		
NO	BEHIND	LAP TIME	NO	BEHIND	LAP TIME	NO	BEHIND	LAP TIME	NO	BEHIND	LAP TIME	NO	BEHIND	LAP TIME
106		2:28.185	106		3:03.541	106		2:11.331	106		1:31.610	110		1:28.659
399	2 Laps	2:16.121	399	2 Laps	3:03.883	399	2 Laps	2:11.061	110	0.534	1:30.347	102	0.420	1:28.752
102	1.625	2:16.178	102	2.279	3:04.195	102	1.236	2:10.288	102	0.861	1:31.235	106	3.034	1:32.227
110	2.436	2:16.248	110	2.720	3:03.825	110	1.797	2:10.408	141	1.606	1:30.794	141	3.216	1:30.803
134	3.352	2:16.623	134	4.860	3:05.049	134	2.368	2:08.839	399	2 Laps	1:33.933	101	5.959	1:28.907
141	4.108	2:11.279	141	5.959	3:05.392	141	2.422	2:07.794	134	3.211	1:32.453	134	6.716	1:32.698
337	1 Lap	2:11.630	337	1 Lap	3:05.329	337	1 Lap	2:07.955	337	1 Lap	1:32.950	399	2 Laps	1:32.989
375	1 Lap	2:12.728	375	1 Lap	3:04.997	375	1 Lap	2:07.851	375	1 Lap	1:32.545	337	1 Lap	1:32.285
336	1 Lap	2:13.160	336	1 Lap	3:04.551	336	1 Lap	2:07.740	336	1 Lap	1:32.792	375	1 Lap	1:32.165
305	1 Lap	2:12.167	305	1 Lap	3:04.482	305	1 Lap	2:07.705	101	6.245	1:28.220	336	1 Lap	1:33.417
376	4 Laps	2:08.524	376	4 Laps	3:04.367	376	4 Laps	2:07.862	305	1 Lap	1:33.085	192	13.716	1:31.522
309	2 Laps	1:50.525	309	2 Laps	2:52.332	309	2 Laps	2:09.871	192	11.387	1:33.106	111	13.987	1:30.141
101	36.767	1:34.586	101	12.576	2:39.350	101	9.635	2:08.390	376	4 Laps	1:37.135	376	4 Laps	1:37.453
191	3 Laps	1:37.442	191	3 Laps	2:35.314	191	3 Laps	2:07.974	111	13.039	1:33.888	191	3 Laps	1:36.031
192	1:05.269	1:41.337	192	13.598	2:11.870	192	9.891	2:07.624	191	3 Laps	1:36.769	309	2 Laps	1:41.036
111	1:06.906	1:41.985	111	14.518	2:11.153	111	10.761	2:07.574	309	2 Laps	1:42.654			

Weather / Track : Bright / Dry

Results can be found at www.tsl-timing.com

Page 6 of 8

Brands Hatch GP

Circuit Length = 2.4332 miles

Start: 14:29 Flag 15:30 End: 15:32

Printed - 15:33 Saturday, 12 September 2015

Supercar Challenge - Super GT & GTB

RACE 2 - LAP CHART

LAP 31 @ 15:21:53.132			LAP 32 @ 15:23:21.068			LAP 33 @ 15:24:48.742			LAP 34 @ 15:26:16.685			LAP 35 @ 15:27:44.757		
NO	BEHIND	LAP TIME	NO	BEHIND	LAP TIME	NO	BEHIND	LAP TIME	NO	BEHIND	LAP TIME	NO	BEHIND	LAP TIME
110		1:27.556	110		1:27.936	110		1:27.674	110		1:27.943	110		1:28.072
102	1.574	1:28.710	102	1.327	1:27.689	102	2.189	1:28.536	102	3.060	1:28.814	102	4.155	1:29.167
141	4.056	1:28.396	141	4.185	1:28.065	141	4.845	1:28.334	141	5.094	1:28.192	141	5.565	1:28.543
101	7.322	1:28.919	101	6.201	1:26.815	101	5.224	1:26.697	101	5.532	1:28.251	101	5.879	1:28.419
106	7.410	1:31.932	106	10.645	1:31.171	106	13.755	1:30.784	134	15.745	1:29.533	134	17.474	1:29.801
134	9.363	1:30.203	134	11.423	1:29.996	134	14.155	1:30.406	106	16.897	1:31.085	106	18.150	1:29.325
399	2 Laps	1:32.136	399	2 Laps	1:31.769	399	2 Laps	1:32.461	399	2 Laps	1:32.304	399	2 Laps	1:31.335
305	2 Laps	3:01.175 P	337	1 Lap	1:31.960	337	1 Lap	1:32.045	337	1 Lap	1:32.779	192	28.063	1:29.981
337	1 Lap	1:32.157	375	1 Lap	1:32.424	375	1 Lap	1:32.060	192	26.154	1:31.497	337	1 Lap	1:32.843
375	1 Lap	1:32.305	192	20.396	1:31.976	192	22.600	1:29.878	375	1 Lap	1:33.751	375	1 Lap	1:32.284
336	1 Lap	1:33.237	336	1 Lap	1:34.421	111	27.044	1:31.865	336	1 Lap	1:33.878	336	1 Lap	1:33.630
192	16.356	1:30.196	111	22.853	1:33.092	336	1 Lap	1:33.680	305	2 Laps	1:32.961	305	2 Laps	1:33.823
111	17.697	1:31.266	305	2 Laps	1:41.627	305	2 Laps	1:32.422	111	40.893	1:41.792	111	44.131	1:31.310
376	4 Laps	1:37.042	191	3 Laps	1:35.663	376	4 Laps	1:39.091	376	4 Laps	1:37.486	376	4 Laps	1:36.960
191	3 Laps	1:36.141	376	4 Laps	1:38.950									

Weather / Track : Bright / Dry

Results can be found at www.tsl-timing.com

Page 7 of 8

Brands Hatch GP

Circuit Length = 2.4332 miles

Start: 14:29 Flag 15:30 End: 15:32

Printed - 15:33 Saturday, 12 September 2015

Supercar Challenge - Super GT & GTB

RACE 2 - LAP CHART

LAP 36 @ 15:29:12.469			LAP 37 @ 15:30:39.927		
NO	BEHIND	LAP TIME	NO	BEHIND	LAP TIME
110		1:27.712	110		1:27.458
102	4.458	1:28.015	102	5.612	1:28.612
101	5.234	1:27.067	101	6.125	1:28.349
141	7.008	1:29.155	134	22.103	1:30.209
134	19.352	1:29.590	106	24.436	1:30.389
106	21.505	1:31.067	192	34.578	1:31.224
192	30.812	1:30.461	399	2 Laps	1:32.080
399	2 Laps	1:32.032	337	1 Lap	1:33.092
337	1 Lap	1:32.181	375	1 Lap	1:33.042
375	1 Lap	1:32.622	336	1 Lap	1:34.688
336	1 Lap	1:33.397	111	53.305	1:33.229
305	2 Laps	1:33.223	305	2 Laps	1:35.484
111	47.534	1:31.115	376	4 Laps	1:37.041
376	4 Laps	1:37.298	141	1:54.865	3:15.315

Weather / Track : Bright / Dry

Results can be found at www.tsl-timing.com

Page 8 of 8

Brands Hatch GP
Circuit Length = 2.4332 miles
Start: 14:29 Flag 15:30 End: 15:32

Printed - 15:33 Saturday, 12 September 2015

Supercar Challenge - Super GT & GTB

RACE 2 - PIT STOP ANALYSIS

P1 106 KOEBOLT/CARANSA				
STOP	IN TIME	STOP TIME	TOTAL TIME	OUT TIME
1 -	14:57:05.007	1:22.456	1:22.456	14:58:27.463

P2 102 Henry ZUMBRINK				
STOP	IN TIME	STOP TIME	TOTAL TIME	OUT TIME
1 -	14:56:57.784	2:11.345	2:11.345	14:59:09.129

P3 110 VANDIERENDONCK/HAMILTON				
STOP	IN TIME	STOP TIME	TOTAL TIME	OUT TIME
1 -	14:57:26.859	1:50.344	1:50.344	14:59:17.203

P4 134 Kevin CLARKE				
STOP	IN TIME	STOP TIME	TOTAL TIME	OUT TIME
1 -	14:57:11.655	1:54.425	1:54.425	14:59:06.080

P5 141 James ABBOTT				
STOP	IN TIME	STOP TIME	TOTAL TIME	OUT TIME
1 -	14:57:00.215	2:09.695	2:09.695	14:59:09.910

P6 101 GROUWELS/SNOEKS				
STOP	IN TIME	STOP TIME	TOTAL TIME	OUT TIME
1 -	14:55:03.700	2:14.012	2:14.012	14:57:17.712

P7 192 Colin WHITE				
STOP	IN TIME	STOP TIME	TOTAL TIME	OUT TIME
1 -	14:55:42.781	1:43.108	1:43.108	14:57:25.889

P8 111 Henk THUIS				
STOP	IN TIME	STOP TIME	TOTAL TIME	OUT TIME
1 -	14:56:01.220	1:28.448	1:28.448	14:57:29.668

P9 337 MCKAY/BRADSHAW				
STOP	IN TIME	STOP TIME	TOTAL TIME	OUT TIME
1 -	14:55:51.294	2:21.276	2:21.276	14:58:12.570

P10 375 Ward SLUYS				
STOP	IN TIME	STOP TIME	TOTAL TIME	OUT TIME
1 -	14:56:02.227	1:50.496	1:50.496	14:57:52.723
2 -	15:06:34.253	17.636	2:08.132	15:06:51.889

P11 336 Simon ATKINSON				
STOP	IN TIME	STOP TIME	TOTAL TIME	OUT TIME
1 -	14:57:02.620	1:29.295	1:29.295	14:58:31.915

P12 305 DONTJE/KOOL				
STOP	IN TIME	STOP TIME	TOTAL TIME	OUT TIME
1 -	14:55:57.530	2:01.823	2:01.823	14:57:59.353

P13 399 LAMSTER/MOLENAAR				
STOP	IN TIME	STOP TIME	TOTAL TIME	OUT TIME
1 -	14:55:45.168	1:52.721	1:52.721	14:57:37.889

P14 309 Dirk SCHULZ				
STOP	IN TIME	STOP TIME	TOTAL TIME	OUT TIME
1 -	14:57:09.020	1:28.828	1:28.828	14:58:37.848

P15 173 Berry van ELK				
STOP	IN TIME	STOP TIME	TOTAL TIME	OUT TIME
1 -	14:57:03.780	1:51.035	1:51.035	14:58:54.815

P17 376 Bob HERBER				
STOP	IN TIME	STOP TIME	TOTAL TIME	OUT TIME
1 -	14:55:52.633	1:20.054	1:20.054	14:57:12.687

P18 350 Ian DONALDSON				
STOP	IN TIME	STOP TIME	TOTAL TIME	OUT TIME
1 -	14:55:49.725			

P20 170 Kevin RILEY				
STOP	IN TIME	STOP TIME	TOTAL TIME	OUT TIME
1 -	14:57:07.431			

Weather / Track : Bright / Dry

Results can be found at www.tsl-timing.com

Brands Hatch GP
Circuit Length = 2.4332 miles
Start: 14:29 Flag 00:00 End: 00:00

Printed - 15:12 Saturday, 12 September 2015

Supercar Challenge - Super GT & GTB

RACE 7 - CLASSIFICATION

POS	NO	CL	PIC	DRIVER / TEAM	CAR	LAPS	TIME	GAP	DIFF	MPH	BEST	ON
1	110	SGT	1	VANDIERENDONCK/HAMILTON Shipex SRT Racing	Corvette ZR1 GTE	36	1:00:45.132			86.51	1:26.189	21
2	134	SGT	2	Kevin CLARKE ING Sport	BMW Z4 GT3	36	1:01:10.150	25.018	25.018	85.92	1:29.602	21
3	399	GTB	1	LAMSTER/MOLENAAR Euroseal / EMG Motorsport	Porsche 997 GT3	36	1:02:12.709	1:27.577	1:02.559	84.48	1:30.412	23
4	305	GTB	2	DONTJE/KOOL DayVTec	Corvette GT4	36	1:02:15.149	1:30.017	2.440	84.42	1:30.736	24
5	336	GTB	3	Simon ATKINSON Backdraft Motorsport	Dodge Viper	35	1:00:54.904	1 Lap	1 Lap	83.88	1:32.173	30
6	337	GTB	4	MCKAY/BRADSHAW In2Racing	Porsche 991 GT3 CUP Car	35	1:01:03.539	1 Lap	8.635	83.68	1:29.935	6
7	111	SGT	3	Henk THUIS Radical Benelux	Radical RXC	35	1:01:10.447	1 Lap	6.908	83.53	1:32.420	3
8	192	SGT	4	Colin WHITE Privateer	Ginetta GT3	35	1:01:16.438	1 Lap	5.991	83.39	1:29.688	18
9	376	GTB	5	Bob HERBER JR Motorsport	BMW M4 Silhouette	35	1:01:22.971	1 Lap	6.533	83.24	1:33.359	7
10	375	GTB	6	Ward SLUYS JR Motorsport	BMW M4 Silhouette	35	1:01:35.865	1 Lap	12.894	82.95	1:31.039	34
11	350	GTB	7	Ian DONALDSON Intersport Racing	Porsche 997 Cup	34	1:01:09.925	2 Laps	1 Lap	81.15	1:35.264	6
12	369	GTB	8	Aart BOSMAN ABW Racing	Porsche 997 GT3	33	1:00:55.865	3 Laps	1 Lap	79.07	1:37.377	30
13	101	SGT	5	GROUWELS/SNOEKS Team RaceArt	Dodge Viper GT3-R	33	1:01:45.978	3 Laps	50.113	78.00	1:25.816	30
14	309	GTB	9	Dirk SCHULZ Topper Team	Porsche 997 GT3	33	1:02:21.358	3 Laps	35.380	77.26	1:40.669	22
15	102	SGT	6	Henry ZUMBRINK Volvo Reede Racing by DayVTec	Volvo S60 V8	32	56:13.282	4 Laps	1 Lap	83.09	1:27.165	6
NOT CLASSIFIED												
NC	191	SGT		DOWLING/COOK	TVR Sagaris	22	48:33.942	14 Laps	10 Laps	66.13	1:37.419	13
NC	170	SGT		Kevin RILEY KRM-Staffs Racing	Mosler MT900R	14	33:27.315	22 Laps	8 Laps	61.09	1:38.151	3
NC	106	SGT		KOEBOLT/CARANSA DayVTec	Volvo S60 V8	7	10:33.704	29 Laps	7 Laps	96.76	1:28.512	4
NC	141	SGT		James ABBOTT Radical UK	Radical RXC V6 Turbo	2	3:04.309	34 Laps	5 Laps	95.05	1:28.558	2
FASTEST LAP												
	101	SGT		GROUWELS/SNOEKS Team RaceArt	Dodge Viper GT3-R	30	1:25.816		102.07 mph		164.27 kph	
	337	GTB		MCKAY/BRADSHAW In2Racing	Porsche 991 GT3 CUP Car	6	1:29.935		97.40 mph		156.75 kph	

Weather / Track : Cloudy / Dry

These results are provisional until the conclusion of any judicial and technical matters.

Brands Hatch GP

Circuit Length = 2.4332 miles

Start: 11:17 Flag 12:17 End: 12:19

Clerk Of Course :	Timekeeper :
-------------------	--------------

Supercar Challenge - Super GT & GTB

RACE 7 - SECTOR ANALYSIS

SECTOR 1 = FL to I1, SECTOR 2 = I1 to I2, SECTOR 3 = I2 to FL, DIFF = Difference To Personal Best Lap

P1 110 SGT VANDIERENDONCK/HAMILTON		Corvette ZR1 GTE - Shipex SRT Racing							
IDEAL LAP TIME : 1:26.092		BEST LAP TIME : 1:26.189		DIFFERENCE : 0.097					
LAP	SECTOR 1	SECTOR 2	SECTOR 3	LAP TIME	MPH	DIFF	TIME OF DAY		
1 -		106.5	42.882	22.147	138.0	1:41.090	86.65	14.901	11:18:56.620
2 -	29.285	112.2	42.260	22.021	138.6	1:33.566	93.62	7.377	11:20:30.186
3 -	29.372	112.9	42.212	21.852	138.3	1:33.436	93.75	7.247	11:22:03.622
4 -	29.363	113.7	42.791	22.040	139.2	1:34.194	92.99	8.005	11:23:37.816
5 -	29.074	110.0	41.421	21.475	139.5	1:31.970	95.24	5.781	11:25:09.786
6 -	28.749	113.9	41.200	21.671	138.9	1:31.620	95.61	5.431	11:26:41.406
7 -	28.828	112.9	41.513	21.481	139.8	1:31.822	95.40	5.633	11:28:13.228
8 -	28.758	114.3	41.258	21.977	136.1	1:31.993	95.22	5.804	11:29:45.221
9 -	29.513	108.0	1:24.617	45.963	41.0	2:40.093	54.71	1:13.904	11:32:25.314
10 -	53.032	103.4	46.311	21.970	138.3	2:01.313	72.20	35.124	11:34:26.627
11 -	30.552	101.2	46.112	24.744	57.7	1:41.408	86.38	15.219	11:36:08.035
12 -	58.594	41.7	1:25.727	41.646	56.5	3:05.967	47.10	1:39.778	11:39:14.002
13 -	53.089	38.1	1:24.070	40.366	119.8	2:57.525	49.34	1:31.336	11:42:11.527
14 -	30.206	109.2	42.462	IN PIT		3:39.071	P 39.98	2:12.882	11:45:50.598
15 -	OUTLAP	115.9	39.791	21.114	139.8	1:31.566	95.66	5.377	11:47:22.164
16 -	27.805	116.1	39.781	20.813	140.3	1:28.399	99.09	2.210	11:48:50.563
17 -	27.667	116.9	39.131	20.757	140.6	1:27.555	100.04	1.366	11:50:18.118
18 -	27.610	116.9	38.524	21.028	140.6	1:27.162	100.50	0.973	11:51:45.280
19 -	27.707	116.5	39.223	20.720	141.2	1:27.650	99.94	1.461	11:53:12.930
20 -	27.830	115.5	38.501	20.644	140.1	1:26.975	100.71	0.786	11:54:39.905
21 -	27.401	117.9	38.240	20.548	141.2	1:26.189 (1)	101.63		11:56:06.094
22 -	27.596	117.7	38.143	20.596	140.6	1:26.335 (2)	101.46	0.146	11:57:32.429
23 -	28.236	115.5	38.520	20.598	140.6	1:27.354	100.27	1.165	11:58:59.783
24 -	27.529	117.9	38.198	20.800	141.2	1:26.527 (3)	101.23	0.338	12:00:26.310
25 -	27.621	117.5	38.382	20.813	140.9	1:26.816	100.90	0.627	12:01:53.126
26 -	28.285	116.3	38.402	20.845	141.5	1:27.532	100.07	1.343	12:03:20.658
27 -	28.240	115.3	39.056	21.036	139.2	1:28.332	99.16	2.143	12:04:48.990
28 -	27.751	117.7	38.444	20.721	140.9	1:26.916	100.78	0.727	12:06:15.906
29 -	27.666	116.9	39.697	20.811	141.2	1:28.174	99.34	1.985	12:07:44.080
30 -	27.985	116.9	38.926	20.901	140.3	1:27.812	99.75	1.623	12:09:11.892
31 -	28.124	116.7	38.964	21.252	141.5	1:28.340	99.16	2.151	12:10:40.232
32 -	28.069	116.7	38.827	20.889	140.9	1:27.785	99.78	1.596	12:12:08.017
33 -	27.954	117.7	38.756	20.838	141.2	1:27.548	100.05	1.359	12:13:35.565
34 -	28.165	116.1	38.848	21.009	141.8	1:28.022	99.51	1.833	12:15:03.587
35 -	28.187	116.3	39.013	21.080	140.6	1:28.280	99.22	2.091	12:16:31.867
36 -	27.955	116.7	39.720	21.120	141.2	1:28.795	98.65	2.606	12:18:00.662

P2 134 SGT Kevin CLARKE		BMW Z4 GT3 - ING Sport								
IDEAL LAP TIME : 1:29.342		BEST LAP TIME : 1:29.602		DIFFERENCE : 0.260						
LAP	SECTOR 1	SECTOR 2	SECTOR 3	LAP TIME	MPH	DIFF	TIME OF DAY			
1 -		103.2	42.830	22.536	135.5	1:42.047	85.84	12.445	11:18:57.577	
2 -	29.706	110.0	41.174	84.4	22.512	133.6	1:33.392	93.79	3.790	11:20:30.969
3 -	29.505	109.2	41.840	22.038	134.4	1:33.383	93.80	3.781	11:22:04.352	
4 -	29.369	110.1	41.734	21.558	136.3	1:32.661	94.53	3.059	11:23:37.013	
5 -	28.921	108.9	40.082	21.284	137.5	1:30.287	97.02	0.685	11:25:07.300	
6 -	28.791	109.1	39.820	89.0	21.337	136.9	1:29.948	97.38	0.346	11:26:37.248
7 -	29.149	98.2	40.341	21.543	135.0	1:31.033	96.22	1.431	11:28:08.281	
8 -	29.249	111.2	40.325	90.0	22.081	134.2	1:31.655	95.57	2.053	11:29:39.936
9 -	30.397	79.3	1:27.263	46.5	46.140	40.2	2:43.800	53.47	1:14.198	11:32:23.736
10 -	52.300	98.3	45.312	84.8	22.627	132.6	2:00.239	72.85	30.637	11:34:23.975
11 -	30.517	103.8	45.219	87.4	25.976	44.5	1:41.712	86.12	12.110	11:36:05.687
12 -	59.088	42.2	1:25.850	42.069	52.6	3:07.007	46.84	1:37.405	11:39:12.694	
13 -	52.976	42.3	1:23.952	42.8	40.546	113.5	2:57.474	49.35	1:27.872	11:42:10.168
14 -	29.988	107.2	40.793	94.2	IN PIT		3:06.984	P 46.84	1:37.382	11:45:17.152
15 -	OUTLAP	108.4	39.927	98.8	21.417	134.7	1:32.436	94.76	2.834	11:46:49.588
16 -	29.403	109.2	39.884	92.8	21.470	135.0	1:30.757	96.51	1.155	11:48:20.345
17 -	28.915	111.8	39.411		21.434	135.0	1:29.760 (3)	97.59	0.158	11:49:50.105
18 -	28.860	111.4	39.685	95.7	21.356	135.0	1:29.901	97.43	0.299	11:51:20.006
19 -	28.695	112.4	40.019		21.342	135.5	1:30.056	97.27	0.454	11:52:50.062

Weather / Track : Cloudy / Dry

Brands Hatch GP

Circuit Length = 2.4332 miles

Start: 11:17 Flag 12:17 End: 12:19

Supercar Challenge - Super GT & GTB

RACE 7 - SECTOR ANALYSIS

SECTOR 1 = FL to I1, SECTOR 2 = I1 to I2, SECTOR 3 = I2 to FL, DIFF = Difference To Personal Best Lap

20 -	28.798	111.2	39.616		21.343	135.2	1:29.757 (2)	97.59	0.155	11:54:19.819
21 -	28.718	111.2	39.559		21.325	136.1	1:29.602 (1)	97.76		11:55:49.421
22 -	29.112	112.2	39.496	96.2	21.236	135.5	1:29.844	97.50	0.242	11:57:19.265
23 -	28.851	110.9	39.684		21.300	135.2	1:29.835	97.51	0.233	11:58:49.100
24 -	28.740	112.2	39.959	92.9	21.452	134.7	1:30.151	97.16	0.549	12:00:19.251
25 -	29.387	112.0	40.308	85.2	21.723	134.2	1:31.418	95.82	1.816	12:01:50.669
26 -	28.949	113.1	39.563	93.7	21.325	135.0	1:29.837	97.50	0.235	12:03:20.506
27 -	29.303	110.9	39.614	101.8	22.300	134.2	1:31.217	96.03	1.615	12:04:51.723
28 -	29.254	109.4	39.834		21.540	135.5	1:30.628	96.65	1.026	12:06:22.351
29 -	28.943	109.8	40.639		21.473	134.7	1:31.055	96.20	1.453	12:07:53.406
30 -	28.992	111.8	39.619	96.0	21.340	134.4	1:29.951	97.38	0.349	12:09:23.357
31 -	29.119	112.0	39.774	91.4	21.493	134.4	1:30.386	96.91	0.784	12:10:53.743
32 -	28.962	109.8	39.574	93.3	21.326	134.7	1:29.862	97.48	0.260	12:12:23.605
33 -	28.990	110.5	39.757		21.388	135.8	1:30.135	97.18	0.533	12:13:53.740
34 -	29.106	110.5	39.775	95.4	21.344	134.2	1:30.225	97.08	0.623	12:15:23.965
35 -	29.028	111.6	39.695		21.483	135.0	1:30.206	97.10	0.604	12:16:54.171
36 -	28.965	111.4	40.041	81.4	22.503	135.0	1:31.509	95.72	1.907	12:18:25.680

P3 399 GTB LAMSTER/MOLENAAR

Porsche 997 GT3 - Euroseal / EMG Motorsport

IDEAL LAP TIME : 1:30.412

BEST LAP TIME : 1:30.412

DIFFERENCE : 0.000

LAP	SECTOR 1	SECTOR 2	SECTOR 3	LAP TIME	MPH	DIFF	TIME OF DAY				
1 -	99.2	44.728	92.6	23.037	133.4	1:46.970	81.89	16.558	11:19:02.500		
2 -	30.852	106.5	43.914	87.2	23.826	134.2	1:38.592	88.84	8.180	11:20:41.092	
3 -	30.685	107.8	43.131	97.1	23.021	133.6	1:36.837	90.45	6.425	11:22:17.929	
4 -	30.562	108.2	42.504	96.5	22.699	133.9	1:35.765	91.47	5.353	11:23:53.694	
5 -	30.446	106.5	42.329	97.3	22.772	134.4	1:35.547	91.68	5.135	11:25:29.241	
6 -	30.448	107.3	43.100	93.4	22.464	134.7	1:36.012	91.23	5.600	11:27:05.253	
7 -	30.248	107.2	42.160	99.5	22.843	134.7	1:35.251	91.96	4.839	11:28:40.504	
8 -	30.325	106.6	44.169	92.0	22.945	130.8	1:37.439	89.90	7.027	11:30:17.943	
9 -	32.819	96.0	56.988	56.1	47.200	44.1	2:17.007	63.93	46.595	11:32:34.950	
10 -	54.143	89.4	47.977	87.1	24.292	120.9	2:06.412	69.29	36.000	11:34:41.362	
11 -	32.383	98.6	48.163	82.8	24.228	122.6	1:44.774	83.60	14.362	11:36:26.136	
12 -	49.421	37.6	1:24.729	51.3	43.699	55.7	2:57.849	49.25	1:27.437	11:39:23.985	
13 -	52.044	38.8	1:22.429	62.4	IN PIT		4:51.808	P	30.01	3:21.396	11:44:15.793
14 -	OUTLAP	109.6	41.450	95.0	21.877	136.3	1:36.329	90.93	5.917	11:45:52.122	
15 -	29.725	111.4	40.820	93.8	22.026	136.6	1:32.571	94.62	2.159	11:47:24.693	
16 -	28.996	110.5	41.232	95.0	22.380	134.7	1:32.608	94.59	2.196	11:48:57.301	
17 -	29.290	110.1	40.780	102.4	21.614	136.1	1:31.684	95.54	1.272	11:50:28.985	
18 -	28.908	112.4	40.453	98.9	21.666	136.6	1:31.027	96.23	0.615	11:52:00.012	
19 -	29.546	111.6	41.063	96.5	21.566	135.2	1:32.175	95.03	1.763	11:53:32.187	
20 -	28.764	111.8	40.453	99.1	21.581	135.5	1:30.798	(2)	96.47	0.386	11:55:02.985
21 -	28.947	111.8	40.617	96.9	21.597	136.3	1:31.161	96.09	0.749	11:56:34.146	
22 -	28.715	112.9	40.995	98.3	21.589	136.1	1:31.299	95.94	0.887	11:58:05.445	
23 -	28.674	112.5	40.245	100.3	21.493	136.1	1:30.412 (1)	96.88		11:59:35.857	
24 -	28.870	112.2	40.602	97.3	21.933	135.5	1:31.405	95.83	0.993	12:01:07.262	
25 -	28.865	112.5	40.389	101.8	21.701	135.5	1:30.955	(3)	96.30	0.543	12:02:38.217
26 -	28.991	112.5	40.477	98.6	21.571	136.3	1:31.039	96.22	0.627	12:04:09.256	
27 -	29.524	93.2	42.434	97.5	21.690	135.5	1:33.648	93.54	3.236	12:05:42.904	
28 -	28.975	111.6	40.970	97.9	21.536	136.3	1:31.481	95.75	1.069	12:07:14.385	
29 -	28.976	112.7	41.139	97.1	21.732	136.1	1:31.847	95.37	1.435	12:08:46.232	
30 -	29.086	111.8	41.082	98.3	21.787	135.8	1:31.955	95.26	1.543	12:10:18.187	
31 -	29.453	111.8	41.298	99.1	21.756	134.7	1:32.507	94.69	2.095	12:11:50.694	
32 -	29.095	111.4	40.841	96.9	21.768	135.8	1:31.704	95.52	1.292	12:13:22.398	
33 -	29.023	112.0	40.981	96.6	21.856	135.8	1:31.860	95.36	1.448	12:14:54.258	
34 -	29.101	112.4	40.547	100.0	21.584	136.1	1:31.232	96.01	0.820	12:16:25.490	
35 -	28.984	112.4	40.439	100.3	21.657	136.3	1:31.080	96.17	0.668	12:17:56.570	
36 -	28.866	111.4	40.824	100.1	21.979	118.9	1:31.669	95.55	1.257	12:19:28.239	

P4 305 GTB DONTJE/KOOL

Corvette GT4 - DayVTec

IDEAL LAP TIME : 1:30.631

BEST LAP TIME : 1:30.736

DIFFERENCE : 0.105

LAP	SECTOR 1	SECTOR 2	SECTOR 3	LAP TIME	MPH	DIFF	TIME OF DAY		
1 -	103.8	43.566	94.3	22.434	131.8	1:43.591	84.56	12.855	11:18:59.121
2 -	30.142	107.3	41.100	22.080	132.6	1:33.322	93.86	2.586	11:20:32.443

Brands Hatch GP

Circuit Length = 2.4332 miles

Start: 11:17 Flag 12:17 End: 12:19

Weather / Track : Cloudy / Dry

Supercar Challenge - Super GT & GTB

RACE 7 - SECTOR ANALYSIS

SECTOR 1 = FL to I1, SECTOR 2 = I1 to I2, SECTOR 3 = I2 to FL, DIFF = Difference To Personal Best Lap

3 -	29.613	109.1	41.397	96.2	22.294	133.6	1:33.304	93.88	2.568	11:22:05.747	
4 -	29.446	102.2	41.984	86.5	22.945	131.0	1:34.375	92.81	3.639	11:23:40.122	
5 -	28.963	109.6	40.692	103.0	21.580	133.9	1:31.235	96.01	0.499	11:25:11.357	
6 -	29.247	110.5	40.423	101.0	21.687	134.2	1:31.357	95.88	0.621	11:26:42.714	
7 -	28.959	111.2	40.819	87.1	22.788	131.8	1:32.566	94.63	1.830	11:28:15.280	
8 -	28.866	110.7	40.981	100.7	24.427	111.6	1:34.274	92.91	3.538	11:29:49.554	
9 -	31.949	108.9	1:20.341	54.6	46.761	43.7	2:39.051	55.07	1:08.315	11:32:28.605	
10 -	54.993	104.0	44.550	87.0	23.434	127.3	2:02.977	71.23	32.241	11:34:31.582	
11 -	33.210	85.2	48.718	90.6	23.630	127.0	1:45.558	82.98	14.822	11:36:17.140	
12 -	53.252	41.0	1:24.548	48.8	42.920	61.3	3:00.720	48.47	1:29.984	11:39:17.860	
13 -	52.640	45.4	1:23.204	51.1	IN PIT		4:57.186	P	29.47	3:26.450	11:44:15.046
14 -	OUTLAP	109.1	40.846	97.1	22.082	131.5	1:36.168	91.08	5.432	11:45:51.214	
15 -	29.292	108.0	41.664		22.220	133.4	1:33.176	94.01	2.440	11:47:24.390	
16 -	29.130	109.4	41.106		22.499	132.3	1:32.735	94.46	1.999	11:48:57.125	
17 -	29.250	109.4	40.583	100.9	21.702	132.8	1:31.535	95.69	0.799	11:50:28.660	
18 -	28.988	109.8	40.443		21.742	133.9	1:31.173	96.07	0.437	11:51:59.833	
19 -	29.624	109.6	41.517	95.4	21.714	133.6	1:32.855	94.33	2.119	11:53:32.688	
20 -	29.181	110.3	40.418		21.772	132.8	1:31.371	95.87	0.635	11:55:04.059	
21 -	28.993	110.3	40.618	101.9	22.127	133.4	1:31.738	95.48	1.002	11:56:35.797	
22 -	29.262	109.4	40.404		21.710	133.4	1:31.376	95.86	0.640	11:58:07.173	
23 -	28.984	110.1	40.379		21.578	133.4	1:30.941	(3)	96.32	0.205	11:59:38.114
24 -	28.823	109.8	40.282		21.631	133.9	1:30.736	(1)	96.54		12:01:08.850
25 -	29.139	110.1	40.595	99.1	21.600	133.6	1:31.334	95.90	0.598	12:02:40.184	
26 -	28.948	110.0	40.888		21.901	132.8	1:31.737	95.48	1.001	12:04:11.921	
27 -	29.237	109.2	41.489		22.138	133.4	1:32.864	94.32	2.128	12:05:44.785	
28 -	29.077	109.4	40.620	100.3	22.573	132.3	1:32.270	94.93	1.534	12:07:17.055	
29 -	29.512	109.2	41.046	96.6	22.109	133.1	1:32.667	94.53	1.931	12:08:49.722	
30 -	29.465	109.8	41.002	97.1	21.851	133.1	1:32.318	94.88	1.582	12:10:22.040	
31 -	29.286	110.7	40.730	100.0	21.794	133.1	1:31.810	95.41	1.074	12:11:53.850	
32 -	29.692	110.3	40.431	101.5	21.786	133.1	1:31.909	95.30	1.173	12:13:25.759	
33 -	28.965	111.1	40.377		21.639	134.2	1:30.981	96.28	0.245	12:14:56.740	
34 -	29.226	110.5	40.261	98.8	21.547	134.2	1:31.034	96.22	0.298	12:16:27.774	
35 -	28.934	109.8	40.275		21.694	132.3	1:30.903	(2)	96.36	0.167	12:17:58.677
36 -	29.097	110.9	41.090		21.815	124.5	1:32.002	95.21	1.266	12:19:30.679	

P5 336 GTB Simon ATKINSON

Dodge Viper - Backdraft Motorsport

IDEAL LAP TIME : 1:31.796

BEST LAP TIME : 1:32.173

DIFFERENCE : 0.377

LAP	SECTOR 1	SECTOR 2	SECTOR 3	LAP TIME	MPH	DIFF	TIME OF DAY				
1 -	102.6	44.159	22.665	132.8	1:44.825	83.56	12.652	11:19:00.355			
2 -	30.594	103.8	42.810	95.4	22.084	134.2	1:35.488	91.73	3.315	11:20:35.843	
3 -	30.443	104.0	41.754		21.824	134.2	1:34.021	93.16	1.848	11:22:09.864	
4 -	30.379	105.0	41.831		21.690	136.1	1:33.900	93.28	1.727	11:23:43.764	
5 -	29.881	108.2	41.432	94.1	21.859	136.1	1:33.172	94.01	0.999	11:25:16.936	
6 -	29.412	111.1	44.000		21.764	135.8	1:35.176	92.03	3.003	11:26:52.112	
7 -	29.545	106.6	41.609		22.011	135.5	1:33.165	94.02	0.992	11:28:25.277	
8 -	29.855	107.2	42.502	86.8	22.508	118.9	1:34.865	92.34	2.692	11:30:00.142	
9 -	30.802	101.8	1:12.341		46.878	43.8	2:30.021	58.39	57.848	11:32:30.163	
10 -	55.271	94.5	45.008		22.567	131.0	2:02.846	71.30	30.673	11:34:33.009	
11 -	32.483	68.4	49.488		23.926	125.6	1:45.897	82.72	13.724	11:36:18.906	
12 -	52.608	41.6	1:24.740		42.862	59.9	3:00.210	48.60	1:28.037	11:39:19.116	
13 -	52.803	42.6	1:23.303		43.576	116.1	2:59.682	48.75	1:27.509	11:42:18.798	
14 -	30.699	105.1	42.516		22.074	133.4	1:35.289	91.92	3.116	11:43:54.087	
15 -	30.310	108.5	41.989		21.970	136.1	1:34.269	92.92	2.096	11:45:28.356	
16 -	30.002	110.7	41.993		21.671	137.5	1:33.666	93.52	1.493	11:47:02.022	
17 -	29.943	108.5	41.945		22.035	133.6	1:33.923	93.26	1.750	11:48:35.945	
18 -	29.742	109.8	41.424		IN PIT		3:04.418	P	47.49	1:32.245	11:51:40.363
19 -	OUTLAP	97.5	41.451		21.706	135.8	1:35.832	91.40	3.659	11:53:16.195	
20 -	29.923	108.2	41.499		21.684	135.8	1:33.106	94.08	0.933	11:54:49.301	
21 -	29.949	106.6	42.070	87.8	21.794	135.2	1:33.813	93.37	1.640	11:56:23.114	
22 -	29.895	109.6	41.551		21.835	135.5	1:33.281	93.90	1.108	11:57:56.395	
23 -	29.939	107.5	41.626	89.5	21.736	135.2	1:33.301	93.88	1.128	11:59:29.696	
24 -	29.822	108.5	41.543		21.778	135.0	1:33.143	94.04	0.970	12:01:02.839	
25 -	29.434	110.5	40.821		21.922	136.1	1:32.177	(2)	95.03	0.004	12:02:35.016
26 -	30.126	109.6	40.713	88.6	21.839	138.0	1:32.678	(3)	94.51	0.505	12:04:07.694

Brands Hatch GP

Circuit Length = 2.4332 miles

Start: 11:17 Flag 12:17 End: 12:19

Weather / Track : Cloudy / Dry

Supercar Challenge - Super GT & GTB

RACE 7 - SECTOR ANALYSIS

SECTOR 1 = FL to I1, SECTOR 2 = I1 to I2, SECTOR 3 = I2 to FL, DIFF = Difference To Personal Best Lap

27 -	30.950	102.2	43.055		21.984	136.3	1:35.989	91.25	3.816	12:05:43.683
28 -	29.476	108.7	41.062		22.262	133.6	1:32.800	94.39	0.627	12:07:16.483
29 -	29.646	108.4	41.213		21.975	136.6	1:32.834	94.36	0.661	12:08:49.317
30 -	29.489	107.7	41.000		21.684	136.9	1:32.173 (1)	95.03		12:10:21.490
31 -	29.605	112.2	41.843		22.016	136.9	1:33.464	93.72	1.291	12:11:54.954
32 -	30.190	109.8	41.830		22.735	135.0	1:34.755	92.44	2.582	12:13:29.709
33 -	30.022	110.9	41.991		21.886	131.0	1:33.899	93.29	1.726	12:15:03.608
34 -	29.657	110.7	41.754		21.917	136.3	1:33.328	93.86	1.155	12:16:36.936
35 -	29.816	110.3	41.414		22.268	130.0	1:33.498	93.69	1.325	12:18:10.434

P6 337 GTB MCKAY/BRADSHAW

Porsche 991 GT3 CUP Car - In2Racing

IDEAL LAP TIME : 1:29.871

BEST LAP TIME : 1:29.935

DIFFERENCE : 0.064

LAP	SECTOR 1		SECTOR 2		SECTOR 3		LAP TIME	MPH	DIFF	TIME OF DAY
1 -		105.0	42.401	86.5	22.336	134.4	1:41.510	86.29	11.575	11:18:57.040
2 -	29.342	111.1	42.024		22.363	135.8	1:33.729	93.45	3.794	11:20:30.769
3 -	29.087	109.2	42.141	88.7	22.027	135.5	1:33.255	93.93	3.320	11:22:04.024
4 -	29.218	109.8	41.926	93.5	21.569	135.5	1:32.713	94.48	2.778	11:23:36.737
5 -	28.794	111.1	40.102	100.3	21.487	135.8	1:30.383 (3)	96.91	0.448	11:25:07.120
6 -	28.587	111.8	39.972	98.6	21.376	135.8	1:29.935 (1)	97.40		11:26:37.055
7 -	29.544	92.0	41.133	96.8	21.520	136.1	1:32.197	95.01	2.262	11:28:09.252
8 -	28.772	111.6	41.349	95.4	23.249	116.7	1:33.370	93.81	3.435	11:29:42.622
9 -	31.038	96.8	1:25.103	48.2	45.860	40.4	2:42.001	54.07	1:12.066	11:32:24.623
10 -	53.193	97.2	45.550	85.1	22.692	132.8	2:01.435	72.13	31.500	11:34:26.058
11 -	30.738	99.4	45.482		24.816	56.7	1:41.036	86.70	11.101	11:36:07.094
12 -	58.693	40.8	1:25.882	42.5	41.824	52.1	3:06.399	46.99	1:36.464	11:39:13.493
13 -	52.902	40.4	1:24.057	44.5	40.220	107.0	2:57.179	49.44	1:27.244	11:42:10.672
14 -	29.999	109.1	41.073	95.1	21.882	133.1	1:32.954	94.23	3.019	11:43:43.626
15 -	28.942	110.9	40.063		21.466	135.2	1:30.471	96.82	0.536	11:45:14.097
16 -	28.597	112.7	39.950	99.8	21.473	135.0	1:30.020 (2)	97.30	0.085	11:46:44.117
17 -	28.545	112.5	40.173	97.6	21.690	134.7	1:30.408	96.89	0.473	11:48:14.525
18 -	28.742	112.0	40.105	96.1	IN PIT		3:51.275 P	37.87	2:21.340	11:52:05.800
19 -	OUTLAP	107.2	41.744	88.1	22.131	135.8	1:37.250	90.07	7.315	11:53:43.050
20 -	29.032	110.5	41.865		21.988	135.5	1:32.885	94.30	2.950	11:55:15.935
21 -	29.267	108.2	41.350	91.3	21.870	136.1	1:32.487	94.71	2.552	11:56:48.422
22 -	29.008	111.8	40.975	93.2	21.734	136.1	1:31.717	95.50	1.782	11:58:20.139
23 -	29.247	110.7	41.002	94.3	21.871	135.8	1:32.120	95.09	2.185	11:59:52.259
24 -	28.899	111.8	41.334	93.9	22.191	135.5	1:32.424	94.77	2.489	12:01:24.683
25 -	29.179	112.7	41.010	96.6	22.029	134.7	1:32.218	94.99	2.283	12:02:56.901
26 -	29.223	111.6	41.093	91.9	22.075	135.5	1:32.391	94.81	2.456	12:04:29.292
27 -	29.283	111.2	40.747	90.5	21.857	136.9	1:31.887	95.33	1.952	12:06:01.179
28 -	30.188	108.2	41.896	98.3	21.847	136.3	1:33.931	93.25	3.996	12:07:35.110
29 -	29.147	112.2	40.940	94.7	21.641	136.6	1:31.728	95.49	1.793	12:09:06.838
30 -	29.096	109.6	41.233		21.727	135.8	1:32.056	95.15	2.121	12:10:38.894
31 -	29.195	109.4	41.133	96.0	21.682	136.1	1:32.010	95.20	2.075	12:12:10.904
32 -	28.904	112.2	40.732	96.5	21.673	135.8	1:31.309	95.93	1.374	12:13:42.213
33 -	29.147	112.5	41.065	91.8	22.015	136.3	1:32.227	94.98	2.292	12:15:14.440
34 -	29.090	111.2	41.093	87.3	22.603	135.5	1:32.786	94.40	2.851	12:16:47.226
35 -	29.070	112.5	41.027	94.7	21.746	136.1	1:31.843	95.37	1.908	12:18:19.069

P7 111 SGT Henk THUIS

Radical RXC - Radical Benelux

IDEAL LAP TIME : 1:31.032

BEST LAP TIME : 1:32.420

DIFFERENCE : 1.388

LAP	SECTOR 1		SECTOR 2		SECTOR 3		LAP TIME	MPH	DIFF	TIME OF DAY
1 -		95.3	44.025	85.0	22.700	134.2	1:47.636	81.38	15.216	11:19:03.166
2 -	31.729	108.7	42.409	94.6	22.741	132.8	1:36.879	90.42	4.459	11:20:40.045
3 -	29.728	112.7	40.691	99.4	22.001	135.2	1:32.420 (1)	94.78		11:22:12.465
4 -	29.644	112.4	40.972	92.9	22.097	135.8	1:32.713 (2)	94.48	0.293	11:23:45.178
5 -	29.905	110.5	42.357	95.3	22.138	135.0	1:34.400	92.79	1.980	11:25:19.578
6 -	29.503	98.5	42.183	89.5	22.217	133.9	1:33.903	93.28	1.483	11:26:53.481
7 -	29.678	110.7	41.662	93.9	21.863	134.4	1:33.203 (3)	93.98	0.783	11:28:26.684
8 -	30.408	106.3	41.352	92.6	22.664	135.2	1:34.424	92.77	2.004	11:30:01.108
9 -	30.966	107.5	1:12.562	55.9	46.565	43.3	2:30.093	58.36	57.673	11:32:31.201
10 -	54.779	89.9	45.247	86.7	22.955	119.8	2:02.981	71.22	30.561	11:34:34.182
11 -	31.865	65.5	49.763	87.9	23.908	126.8	1:45.536	83.00	13.116	11:36:19.718

Brands Hatch GP

Circuit Length = 2.4332 miles

Start: 11:17 Flag 12:17 End: 12:19

Weather / Track : Cloudy / Dry

Supercar Challenge - Super GT & GTB

RACE 7 - SECTOR ANALYSIS

SECTOR 1 = FL to I1, SECTOR 2 = I1 to I2, SECTOR 3 = I2 to FL, DIFF = Difference To Personal Best Lap

12 -	52.538	42.6	1:24.827	46.2	43.020	58.6	3:00.385	48.56	1:27.965	11:39:20.103
13 -	52.708	42.7	1:22.998	54.9	37.921	116.3	2:53.627	50.45	1:21.207	11:42:13.730
14 -	29.927	112.5	40.923	89.5	22.797	130.8	1:33.647	93.54	1.227	11:43:47.377
15 -	29.805	110.3	41.559	98.1	21.994	135.0	1:33.358	93.83	0.938	11:45:20.735
16 -	29.112	113.1	40.057	99.4	IN PIT		2:57.564	P 49.33	1:25.144	11:48:18.299
17 -	OUTLAP	104.6	42.743	95.8	22.494	128.0	1:38.423	89.00	6.003	11:49:56.722
18 -	29.964	104.6	43.395	91.9	22.944	126.6	1:36.303	90.96	3.883	11:51:33.025
19 -	30.944	95.1	44.081	93.4	22.713	127.0	1:37.738	89.62	5.318	11:53:10.763
20 -	30.293	104.0	41.636	95.4	22.478	128.8	1:34.407	92.78	1.987	11:54:45.170
21 -	29.756	107.5	41.547	92.4	22.520	128.8	1:33.823	93.36	1.403	11:56:18.993
22 -	29.870	107.8	41.424	90.6	22.756	128.3	1:34.050	93.14	1.630	11:57:53.043
23 -	30.110	108.2	41.690	93.2	22.453	127.0	1:34.253	92.93	1.833	11:59:27.296
24 -	29.721	107.8	41.627	95.3	22.224	128.3	1:33.572	93.61	1.152	12:01:00.868
25 -	29.629	107.5	40.926	91.8	22.702	124.5	1:33.257	93.93	0.837	12:02:34.125
26 -	29.650	107.7	41.302	94.6	22.459	129.0	1:33.411	93.77	0.991	12:04:07.536
27 -	30.912	103.7	43.860	100.0	23.101	128.8	1:37.873	89.50	5.453	12:05:45.409
28 -	30.023	104.5	42.093	92.5	22.453	129.5	1:34.569	92.62	2.149	12:07:19.978
29 -	29.974	107.2	41.557	94.2	22.480	128.0	1:34.011	93.17	1.591	12:08:53.989
30 -	30.058	104.6	43.052	95.4	22.349	128.0	1:35.459	91.76	3.039	12:10:29.448
31 -	30.131	107.8	42.157	94.5	22.381	126.6	1:34.669	92.53	2.249	12:12:04.117
32 -	30.489	104.2	43.369	95.1	22.573	129.5	1:36.431	90.84	4.011	12:13:40.548
33 -	29.752	107.5	41.856	88.4	23.270	127.5	1:34.878	92.32	2.458	12:15:15.426
34 -	30.570	106.8	42.217	96.0	22.189	128.8	1:34.976	92.23	2.556	12:16:50.402
35 -	30.572	107.3	41.815	84.5	23.188	125.2	1:35.575	91.65	3.155	12:18:25.977

P8 192 SGT Colin WHITE

Ginetta GT3 - Privateer

IDEAL LAP TIME : 1:29.551

BEST LAP TIME : 1:29.688

DIFFERENCE : 0.137

LAP	SECTOR 1	SECTOR 2	SECTOR 3	LAP TIME	MPH	DIFF	TIME OF DAY			
1 -	104.5	42.848	80.8	22.454	137.7	1:42.180	85.72	12.492	11:18:57.710	
2 -	29.948	109.4	41.084	84.5	22.460	139.2	1:33.492	93.69	3.804	11:20:31.202
3 -	29.677	108.2	41.717	81.1	22.125	138.0	1:33.519	93.66	3.831	11:22:04.721
4 -	29.185	108.9	42.003	76.4	22.371	136.9	1:33.559	93.62	3.871	11:23:38.280
5 -	29.084	112.4	41.231	89.7	21.727	136.9	1:32.042	95.17	2.354	11:25:10.322
6 -	28.777	112.9	40.930	88.4	21.686	137.7	1:31.393	95.84	1.705	11:26:41.715
7 -	29.164	113.3	41.136	90.6	21.665	138.9	1:31.965	95.25	2.277	11:28:13.680
8 -	28.829	114.1	41.073	88.1	23.848	116.5	1:33.750	93.43	4.062	11:29:47.430
9 -	31.282	105.1	1:20.891	56.8	46.774	43.8	2:38.947	55.11	1:09.259	11:32:26.377
10 -	53.446	102.9	47.127	88.0	23.702	117.1	2:04.275	70.48	34.587	11:34:30.652
11 -	33.125	91.9	48.335	87.3	23.296	133.6	1:44.756	83.62	15.068	11:36:15.408
12 -	52.626	40.7	1:25.458	39.8	41.813	61.7	2:59.897	48.69	1:30.209	11:39:15.305
13 -	52.972	44.0	1:23.992	46.7	42.393	123.3	2:59.357	48.84	1:29.669	11:42:14.662
14 -	29.656	111.1	40.929	94.7	IN PIT		3:05.630	P 47.18	1:35.942	11:45:20.292
15 -	OUTLAP	112.7	40.117	99.2	21.820	138.3	1:32.423	94.77	2.735	11:46:52.715
16 -	28.853	113.5	39.880	96.4	21.418	139.8	1:30.151	97.16	0.463	11:48:22.866
17 -	28.747	112.5	40.191	98.1	21.289	138.3	1:30.227	97.08	0.539	11:49:53.093
18 -	28.566	114.3	39.772	95.1	21.350	138.9	1:29.688	(1) 97.67		11:51:22.781
19 -	28.687	113.9	40.123	93.4	21.213	139.5	1:30.023	(3) 97.30	0.335	11:52:52.804
20 -	28.729	112.5	39.820	98.2	21.242	138.0	1:29.791	(2) 97.55	0.103	11:54:22.595
21 -	28.593	114.7	39.845	98.2	21.846	136.3	1:30.284	97.02	0.596	11:55:52.879
22 -	29.141	112.0	40.967	96.8	21.315	137.7	1:31.423	95.81	1.735	11:57:24.302
23 -	29.044	110.5	40.291	94.2	21.756	136.3	1:31.091	96.16	1.403	11:58:55.393
24 -	28.924	112.4	40.151	96.5	21.934	135.5	1:31.009	96.25	1.321	12:00:26.402
25 -	29.380	112.5	41.408	99.2	IN PIT		2:49.243	P 51.75	1:19.555	12:03:15.645
26 -	OUTLAP	107.3	41.465	100.9	21.661	136.6	1:34.528	92.66	4.840	12:04:50.173
27 -	28.843	112.7	40.261	92.6	21.855	135.5	1:30.959	96.30	1.271	12:06:21.132
28 -	29.067	109.2	42.269	94.7	21.551	139.5	1:32.887	94.30	3.199	12:07:54.019
29 -	29.369	111.6	40.565	95.0	21.616	138.9	1:31.550	95.68	1.862	12:09:25.569
30 -	29.052	113.1	39.955	94.5	21.495	137.2	1:30.502	96.79	0.814	12:10:56.071
31 -	28.838	114.5	40.100	95.1	21.353	138.6	1:30.291	97.01	0.603	12:12:26.362
32 -	28.694	114.5	40.224	96.4	21.653	135.5	1:30.571	96.71	0.883	12:13:56.933
33 -	30.152	112.7	40.689	95.4	21.473	139.5	1:32.314	94.89	2.626	12:15:29.247
34 -	28.887	110.5	41.142	100.3	21.712	137.7	1:31.741	95.48	2.053	12:17:00.988
35 -	29.182	114.7	39.930	98.5	21.868	133.4	1:30.980	96.28	1.292	12:18:31.968

Brands Hatch GP

Circuit Length = 2.4332 miles

Start: 11:17 Flag 12:17 End: 12:19

Weather / Track : Cloudy / Dry

Supercar Challenge - Super GT & GTB

RACE 7 - SECTOR ANALYSIS

SECTOR 1 = FL to I1, SECTOR 2 = I1 to I2, SECTOR 3 = I2 to FL, DIFF = Difference To Personal Best Lap

P9 376 GTB Bob HERBER			BMW M4 Silhouette - JR Motorsport									
IDEAL LAP TIME : 1:33.234			BEST LAP TIME : 1:33.359			DIFFERENCE : 0.125						
LAP	SECTOR 1	SECTOR 2	SECTOR 3	LAP TIME	MPH	DIFF	TIME OF DAY					
1 -	101.6	43.970	88.1	22.807	131.5	1:45.517	83.01	12.158	11:19:01.047			
2 -	30.490	106.5	42.798	94.6	22.237	132.6	1:35.525	91.70	2.166	11:20:36.572		
3 -	30.291	107.3	41.972	93.7	22.200	132.3	1:34.463	92.73	1.104	11:22:11.035		
4 -	29.740	107.7	41.930	97.8	22.153	133.4	1:33.823 (3)	93.36	0.464	11:23:44.858		
5 -	29.883	108.0	41.947	93.3	22.358	132.8	1:34.188	93.00	0.829	11:25:19.046		
6 -	29.729	107.2	42.150	93.4	22.105	133.1	1:33.984	93.20	0.625	11:26:53.030		
7 -	29.734	108.2	41.540	95.1	22.085	133.6	1:33.359 (1)	93.82		11:28:26.389		
8 -	31.325	105.5	42.621	89.9	23.240	122.4	1:37.186	90.13	3.827	11:30:03.575		
9 -	30.626	107.7	1:10.990	54.4	47.017	42.6	2:28.633	58.93	55.274	11:32:32.208		
10 -	55.154	96.0	44.611	90.3	22.975	130.3	2:02.740	71.36	29.381	11:34:34.948		
11 -	31.979	83.9	49.764	91.5	23.871	131.5	1:45.614	82.94	12.255	11:36:20.562		
12 -	52.921	38.4	1:24.518	46.4	43.551	59.3	3:00.990	48.39	1:27.631	11:39:21.552		
13 -	52.619	37.1	1:22.513	58.7	IN PIT		4:23.959 P	33.18	2:50.600	11:43:45.511		
14 -	OUTLAP	106.1	42.611	93.4	22.498	130.3	1:38.789	88.67	5.430	11:45:24.300		
15 -	30.479	107.3	41.908	96.4	22.246	132.1	1:34.633	92.56	1.274	11:46:58.933		
16 -	30.113	107.3	41.453	97.8	22.442	132.6	1:34.008	93.18	0.649	11:48:32.941		
17 -	29.733	108.4	41.936	96.1	22.289	132.6	1:33.958	93.23	0.599	11:50:06.899		
18 -	29.819	107.7	41.719	96.1	22.251	132.6	1:33.789 (2)	93.39	0.430	11:51:40.688		
19 -	29.734	108.5	43.362	94.3	22.220	133.4	1:35.316	91.90	1.957	11:53:16.004		
20 -	30.509	108.5	42.169	95.4	22.052	132.8	1:34.730	92.47	1.371	11:54:50.734		
21 -	30.092	109.1	41.697	96.9	22.120	133.1	1:33.909	93.28	0.550	11:56:24.643		
22 -	30.108	108.4	41.724	98.6	22.399	132.6	1:34.231	92.96	0.872	11:57:58.874		
23 -	30.228	108.4	41.737	93.4	22.302	131.3	1:34.267	92.92	0.908	11:59:33.141		
24 -	30.241	108.9	41.620	95.4	22.684	132.1	1:34.545	92.65	1.186	12:01:07.686		
25 -	29.952	109.4	43.061	93.3	22.246	132.6	1:35.259	91.95	1.900	12:02:42.945		
26 -	30.212	108.4	42.006	94.7	22.379	132.8	1:34.597	92.60	1.238	12:04:17.542		
27 -	30.899	103.5	42.362	94.5	22.528	132.6	1:35.789	91.44	2.430	12:05:53.331		
28 -	30.595	107.3	43.918	91.1	22.483	132.1	1:36.996	90.31	3.637	12:07:30.327		
29 -	30.226	108.4	42.685	91.1	22.196	132.3	1:35.107	92.10	1.748	12:09:05.434		
30 -	30.100	108.5	43.188	93.2	22.791	132.3	1:36.079	91.17	2.720	12:10:41.513		
31 -	30.068	108.4	42.128	95.4	22.413	130.5	1:34.609	92.58	1.250	12:12:16.122		
32 -	30.698	108.0	42.408	85.9	22.782	131.5	1:35.888	91.35	2.529	12:13:52.010		
33 -	30.283	108.5	42.621	93.4	22.547	132.3	1:35.451	91.77	2.092	12:15:27.461		
34 -	30.508	105.0	43.153	96.8	22.497	132.3	1:36.158	91.09	2.799	12:17:03.619		
35 -	30.227	108.9	42.255	94.7	22.400	128.5	1:34.882	92.32	1.523	12:18:38.501		

P10 375 GTB Ward SLUYS			BMW M4 Silhouette - JR Motorsport									
IDEAL LAP TIME : 1:30.858			BEST LAP TIME : 1:31.039			DIFFERENCE : 0.181						
LAP	SECTOR 1	SECTOR 2	SECTOR 3	LAP TIME	MPH	DIFF	TIME OF DAY					
1 -	102.7	43.338	91.9	22.428	135.0	1:42.999	85.04	11.960	11:18:58.529			
2 -	29.961	106.1	41.002	91.8	22.331	135.8	1:33.294	93.89	2.255	11:20:31.823		
3 -	29.852	108.2	41.406	94.6	22.147	136.3	1:33.405	93.78	2.366	11:22:05.228		
4 -	29.237	111.2	41.695	80.6	22.489	136.3	1:33.421	93.76	2.382	11:23:38.649		
5 -	29.381	112.2	40.893	89.9	21.954	136.3	1:32.228	94.98	1.189	11:25:10.877		
6 -	28.991	111.8	40.371	92.5	21.885	136.9	1:31.247 (2)	96.00	0.208	11:26:42.124		
7 -	29.060	112.0	41.032	90.0	22.101	135.8	1:32.193	95.01	1.154	11:28:14.317		
8 -	29.013	112.7	40.860	95.5	24.036	107.8	1:33.909	93.28	2.870	11:29:48.226		
9 -	31.622	100.0	1:21.011	52.6	46.637	46.1	2:39.270	54.99	1:08.231	11:32:27.496		
10 -	53.384	102.9	46.612	86.4	23.445	114.9	2:03.441	70.96	32.402	11:34:30.937		
11 -	33.183	85.7	48.458	91.9	23.838	117.3	1:45.479	83.04	14.440	11:36:16.416		
12 -	52.961	40.8	1:24.850	41.1	42.677	59.6	3:00.488	48.53	1:29.449	11:39:16.904		
13 -	52.358	42.2	1:23.773	47.3	IN PIT		5:05.565 P	28.66	3:34.526	11:44:22.469		
14 -	OUTLAP	108.2	41.382	89.0	22.533	133.4	1:37.200	90.12	6.161	11:45:59.669		
15 -	29.264	111.2	40.596	97.1	21.793	133.9	1:31.653	95.57	0.614	11:47:31.322		
16 -	29.340	110.7	40.467	99.5	21.685	135.0	1:31.492 (3)	95.74	0.453	11:49:02.814		
17 -	29.932	110.5	40.709	98.9	21.759	133.6	1:32.400	94.80	1.361	11:50:35.214		
18 -	29.709	111.4	40.374	97.8	21.718	134.2	1:31.801	95.42	0.762	11:52:07.015		
19 -	30.220	111.1	41.672	97.5	21.900	135.0	1:33.792	93.39	2.753	11:53:40.807		
20 -	29.793	110.1	41.869	96.6	21.852	134.2	1:33.514	93.67	2.475	11:55:14.321		

Weather / Track : Cloudy / Dry

Brands Hatch GP

Circuit Length = 2.4332 miles

Start: 11:17 Flag 12:17 End: 12:19

Supercar Challenge - Super GT & GTB

RACE 7 - SECTOR ANALYSIS

SECTOR 1 = FL to I1, SECTOR 2 = I1 to I2, SECTOR 3 = I2 to FL, DIFF = Difference To Personal Best Lap

21 -	29.449	110.7	41.068	99.1	22.005	134.2	1:32.522	94.67	1.483	11:56:46.843
22 -	29.147	110.9	40.748	99.1	21.677	134.2	1:31.572	95.66	0.533	11:58:18.415
23 -	29.281	110.1	40.666	97.2	21.634	133.9	1:31.581	95.65	0.542	11:59:49.996
24 -	29.889	110.5	41.120	98.3	IN PIT		1:53.732	P 77.02	22.693	12:01:43.728
25 -	OUTLAP	109.2	40.947	94.9	22.174	129.5	1:34.840	92.36	3.801	12:03:18.568
26 -	31.084	107.8	41.836	93.5	22.460	129.8	1:35.380	91.84	4.341	12:04:53.948
27 -	30.936	106.5	41.411	96.5	22.271	132.1	1:34.618	92.58	3.579	12:06:28.566
28 -	29.710	109.1	43.005	98.5	21.968	134.2	1:34.683	92.51	3.644	12:08:03.249
29 -	29.514	110.1	41.880	99.2	22.242	132.6	1:33.636	93.55	2.597	12:09:36.885
30 -	29.529	110.3	41.387	96.5	22.056	133.9	1:32.972	94.22	1.933	12:11:09.857
31 -	29.761	110.9	41.623	99.4	21.942	135.0	1:33.326	93.86	2.287	12:12:43.183
32 -	29.588	110.5	40.933	95.0	21.883	135.0	1:32.404	94.79	1.365	12:14:15.587
33 -	29.278	111.8	40.631	96.6	21.641	135.5	1:31.550	95.68	0.511	12:15:47.137
34 -	29.168	111.8	40.375	100.1	21.496	135.8	1:31.039 (1)	96.22		12:17:18.176
35 -	29.227	111.1	41.282	94.6	22.710	106.6	1:33.219	93.97	2.180	12:18:51.395

P11 350 GTB Ian DONALDSON

Porsche 997 Cup - Intersport Racing

IDEAL LAP TIME : 1:35.159

BEST LAP TIME : 1:35.264

DIFFERENCE : 0.105

LAP	SECTOR 1	SECTOR 2	SECTOR 3	LAP TIME	MPH	DIFF	TIME OF DAY			
1 -	94.5	45.899	82.0	23.717	130.3	1:53.712	77.03	18.448	11:19:09.242	
2 -	32.018	101.5	43.359	85.7	23.280	134.4	1:38.657	88.79	3.393	11:20:47.899
3 -	31.562	103.5	43.090	86.0	22.624	135.2	1:37.276	90.05	2.012	11:22:25.175
4 -	31.141	105.0	44.352	86.9	22.662	135.5	1:38.155	89.24	2.891	11:24:03.330
5 -	30.273	107.0	42.685	86.7	22.534	136.1	1:35.492 (2)	91.73	0.228	11:25:38.822
6 -	30.330	105.8	42.381	87.3	22.553	136.1	1:35.264 (1)	91.95		11:27:14.086
7 -	30.610	106.0	42.899	85.5	22.858	136.1	1:36.367	90.90	1.103	11:28:50.453
8 -	30.733	102.4	51.446	68.9	25.714	111.2	1:47.893	81.19	12.629	11:30:38.346
9 -	34.073	88.1	49.170	78.3	39.368	40.0	2:02.611	71.44	27.347	11:32:40.957
10 -	55.719	66.8	50.423	80.1	24.507	123.5	2:10.649	67.04	35.385	11:34:51.606
11 -	32.296	98.2	47.089	78.8	24.169	116.3	1:43.554	84.59	8.290	11:36:35.160
12 -	45.420	34.2	1:23.659	54.0	43.665	49.8	2:52.744	50.70	1:17.480	11:39:27.904
13 -	52.431	39.7	1:22.270	53.2	IN PIT		4:37.949	P 31.51	3:02.685	11:44:05.853
14 -	OUTLAP	98.1	44.570	81.5	23.605	133.6	1:41.661	86.16	6.397	11:45:47.514
15 -	31.337	102.6	43.362	83.1	24.026	133.4	1:38.725	88.72	3.461	11:47:26.239
16 -	30.952	105.8	42.352	91.3	22.679	134.7	1:35.983 (3)	91.26	0.719	11:49:02.222
17 -	31.422	101.6	43.169	85.4	23.133	134.7	1:37.724	89.63	2.460	11:50:39.946
18 -	30.830	104.6	42.615	85.8	22.555	135.2	1:36.000	91.24	0.736	11:52:15.946
19 -	30.665	104.3	44.147	81.2	22.911	133.1	1:37.723	89.63	2.459	11:53:53.669
20 -	31.189	105.3	42.929	85.9	22.939	133.4	1:37.057	90.25	1.793	11:55:30.726
21 -	31.025	105.0	43.025	81.1	22.971	135.2	1:37.021	90.28	1.757	11:57:07.747
22 -	30.943	105.6	42.935	84.5	22.922	134.4	1:36.800	90.49	1.536	11:58:44.547
23 -	30.942	102.4	43.588	86.1	23.026	130.8	1:37.556	89.79	2.292	12:00:22.103
24 -	32.325	96.5	43.947	76.6	25.388	131.0	1:41.660	86.16	6.396	12:02:03.763
25 -	31.441	100.3	43.996	85.8	23.135	130.8	1:38.572	88.86	3.308	12:03:42.335
26 -	31.716	104.3	43.460	84.7	23.436	133.9	1:38.612	88.83	3.348	12:05:20.947
27 -	31.198	104.2	43.377	81.9	23.249	133.4	1:37.824	89.54	2.560	12:06:58.771
28 -	31.097	102.2	44.206	81.9	23.231	132.3	1:38.534	88.90	3.270	12:08:37.305
29 -	31.259	105.6	43.429	83.7	23.297	131.3	1:37.985	89.39	2.721	12:10:15.290
30 -	31.237	104.5	43.749	84.0	23.195	132.6	1:38.181	89.22	2.917	12:11:53.471
31 -	31.584	101.6	43.980	83.9	23.013	131.5	1:38.577	88.86	3.313	12:13:32.048
32 -	32.017	98.3	43.761	84.8	23.067	133.6	1:38.845	88.62	3.581	12:15:10.893
33 -	31.000	104.8	42.445	84.4	23.655	128.8	1:37.100	90.21	1.836	12:16:47.993
34 -	31.465	103.7	42.947	85.8	23.050	124.5	1:37.462	89.87	2.198	12:18:25.455

P12 369 GTB Aart BOSMAN

Porsche 997 GT3 - ABW Racing

IDEAL LAP TIME : 1:36.821

BEST LAP TIME : 1:37.377

DIFFERENCE : 0.556

LAP	SECTOR 1	SECTOR 2	SECTOR 3	LAP TIME	MPH	DIFF	TIME OF DAY			
1 -	98.3	46.433	87.3	23.634	128.5	1:51.732	78.40	14.355	11:19:07.262	
2 -	32.446	103.0	44.421	88.4	23.532	127.5	1:40.399	87.25	3.022	11:20:47.661
3 -	33.082	100.9	44.445		23.366	127.3	1:40.893	86.82	3.516	11:22:28.554
4 -	32.503	102.2	44.835		23.424	129.3	1:40.762	86.93	3.385	11:24:09.316
5 -	31.793	104.0	44.573		23.145	130.0	1:39.511	88.02	2.134	11:25:48.827
6 -	31.059	103.4	45.054	87.8	23.193	130.0	1:39.306	88.21	1.929	11:27:28.133

Brands Hatch GP

Circuit Length = 2.4332 miles

Start: 11:17 Flag 12:17 End: 12:19

Weather / Track : Cloudy / Dry

Supercar Challenge - Super GT & GTB

RACE 7 - SECTOR ANALYSIS

SECTOR 1 = FL to I1, SECTOR 2 = I1 to I2, SECTOR 3 = I2 to FL, DIFF = Difference To Personal Best Lap

7 -	32.229	104.3	45.354	84.5	23.024	131.5	1:40.607	87.06	3.230	11:29:08.740	
8 -	32.600	85.4	52.639	77.9	33.335	70.2	1:58.574	73.87	21.197	11:31:07.314	
9 -	34.518	100.9	46.968	92.0	23.169	116.3	1:44.655	83.70	7.278	11:32:51.969	
10 -	47.380	54.3	1:31.720	42.2	51.615	42.3	3:10.715	45.93	1:33.338	11:36:02.684	
11 -	59.873	42.0	1:26.125	44.6	42.460	50.9	3:08.458	46.48	1:31.081	11:39:11.142	
12 -	52.799	47.7	1:23.399	43.4	IN PIT		4:30.886	P	32.33	2:53.509	11:43:42.028
13 -	OUTLAP	104.3	44.243	92.6	23.070	130.3	1:41.945	85.92	4.568	11:45:23.973	
14 -	31.485	105.6	43.413	93.2	23.041	128.5	1:37.939	89.44	0.562	11:47:01.912	
15 -	33.801	96.0	44.208	86.2	23.311	129.8	1:41.320	86.45	3.943	11:48:43.232	
16 -	30.714	105.3	43.802	86.4	23.048	130.3	1:37.564	(3)	89.78	0.187	11:50:20.796
17 -	30.940	104.8	44.011	88.7	23.171	130.5	1:38.122	89.27	0.745	11:51:58.918	
18 -	31.884	105.3	43.933	87.8	23.301	130.8	1:39.118	88.37	1.741	11:53:38.036	
19 -	31.195	103.5	45.144	77.4	23.196	130.3	1:39.535	88.00	2.158	11:55:17.571	
20 -	31.130	105.8	43.858	90.6	22.986	131.5	1:37.974	89.40	0.597	11:56:55.545	
21 -	30.803	105.1	43.661	79.0	23.525	130.0	1:37.989	89.39	0.612	11:58:33.534	
22 -	30.708	105.5	43.727	89.3	24.054	118.7	1:38.489	88.94	1.112	12:00:12.023	
23 -	32.677	103.8	43.658	87.4	23.503	131.0	1:39.838	87.74	2.461	12:01:51.861	
24 -	31.508	106.6	43.441	88.4	22.926	130.8	1:37.875	89.50	0.498	12:03:29.736	
25 -	31.397	104.6	43.751	87.6	23.056	131.3	1:38.204	89.20	0.827	12:05:07.940	
26 -	31.244	104.8	43.428	92.8	23.210	130.5	1:37.882	89.49	0.505	12:06:45.822	
27 -	31.208	106.8	43.444	87.2	23.006	131.3	1:37.658	89.69	0.281	12:08:23.480	
28 -	30.955	106.3	43.575	91.4	23.109	131.3	1:37.639	89.71	0.262	12:10:01.119	
29 -	31.085	106.6	43.187	91.3	23.192	130.8	1:37.464	(2)	89.87	0.087	12:11:38.583
30 -	30.753	106.0	43.577	89.0	23.047	131.3	1:37.377	(1)	89.95		12:13:15.960
31 -	31.283	106.5	44.063	87.8	23.189	126.8	1:38.535	88.90	1.158	12:14:54.495	
32 -	32.080	106.8	43.374	87.1	23.104	132.1	1:38.558	88.88	1.181	12:16:33.053	
33 -	30.878	107.3	43.684	87.1	23.780	127.5	1:38.342	89.07	0.965	12:18:11.395	

P13 101 SGT GROUWELS/SNOEKS

Dodge Viper GT3-R - Team RaceArt

IDEAL LAP TIME : 1:25.671

BEST LAP TIME : 1:25.816

DIFFERENCE : 0.145

LAP	SECTOR 1	SECTOR 2	SECTOR 3	LAP TIME	MPH	DIFF	TIME OF DAY				
1 -		111.6	41.409	97.1	21.429	143.7	1:37.392	89.94	11.576	11:18:52.922	
2 -	29.488	114.7	39.800		21.120	144.6	1:30.408	96.89	4.592	11:20:23.330	
3 -	28.831	115.7	39.689	99.7	20.986	145.2	1:29.506	97.86	3.690	11:21:52.836	
4 -	28.590	116.3	39.350	101.6	21.051	145.2	1:28.991	98.43	3.175	11:23:21.827	
5 -	28.556	112.0	39.571	100.0	21.038	145.2	1:29.165	98.24	3.349	11:24:50.992	
6 -	28.366	116.5	39.341	98.2	20.953	145.2	1:28.660	98.80	2.844	11:26:19.652	
7 -	28.702	117.1	39.448	101.0	20.996	145.2	1:29.146	98.26	3.330	11:27:48.798	
8 -	28.446	117.1	8:31.465	60.2	31.801	95.3	9:31.712	15.32	8:05.896	11:37:20.510	
9 -	36.865	57.6	51.497	77.2	1:04.771	104.8	2:33.133	57.20	1:07.317	11:39:53.643	
10 -	33.146	73.5	1:16.649	59.3	IN PIT		5:02.393	P	28.96	3:36.577	11:44:56.036
11 -	OUTLAP	114.5	41.013	94.2	21.242	144.9	1:35.040	92.17	9.224	11:46:31.076	
12 -	28.070	120.0	38.101	101.2	20.780	145.8	1:26.951	100.74	1.135	11:47:58.027	
13 -	27.876	120.0	38.241	101.9	20.723	146.2	1:26.840	100.87	1.024	11:49:24.867	
14 -	28.044	120.0	38.465	96.1	21.093	145.8	1:27.602	99.99	1.786	11:50:52.469	
15 -	27.791	119.4	38.785	97.5	21.165	146.2	1:27.741	99.83	1.925	11:52:20.210	
16 -	27.811	120.2	38.915	96.0	23.975	115.5	1:30.701	96.57	4.885	11:53:50.911	
17 -	30.765	101.0	41.614	91.4	23.175	122.9	1:35.554	91.67	9.738	11:55:26.465	
18 -	30.519	101.8	41.993	92.1	23.419	130.0	1:35.931	91.31	10.115	11:57:02.396	
19 -	28.275	119.6	38.909	102.2	20.630	146.2	1:27.814	99.75	1.998	11:58:30.210	
20 -	28.014	120.6	37.713	101.9	20.511	145.2	1:26.238	(3)	101.57	0.422	11:59:56.448
21 -	27.746	120.4	38.624		20.967	145.2	1:27.337	100.29	1.521	12:01:23.785	
22 -	28.678	121.1	38.163	102.2	20.591	145.8	1:27.432	100.19	1.616	12:02:51.217	
23 -	27.679	120.6	39.845		20.799	145.8	1:28.323	99.17	2.507	12:04:19.540	
24 -	28.672	118.3	38.335		21.625	145.5	1:28.632	98.83	2.816	12:05:48.172	
25 -	27.894	115.7	38.827	94.9	21.437	144.0	1:28.158	99.36	2.342	12:07:16.330	
26 -	27.695	120.6	38.360		20.646	146.2	1:26.701	101.03	0.885	12:08:43.031	
27 -	27.646	120.6	38.950		20.451	146.5	1:27.047	100.63	1.231	12:10:10.078	
28 -	27.793	120.2	37.907		20.794	146.2	1:26.494	101.27	0.678	12:11:36.572	
29 -	27.822	120.0	37.783	106.3	20.346	146.2	1:25.951	(2)	101.91	0.135	12:13:02.523
30 -	27.651	120.2	37.686	107.2	20.479	146.8	1:25.816	(1)	102.07		12:14:28.339
31 -	27.639	120.6	38.384	98.1	20.954	138.0	1:26.977	100.71	1.161	12:15:55.316	
32 -	29.266	113.5	40.390	95.5	22.148	133.9	1:31.804	95.41	5.988	12:17:27.120	
33 -	29.732	112.9	42.052	92.1	22.604	110.1	1:34.388	92.80	8.572	12:19:01.508	

Brands Hatch GP

Circuit Length = 2.4332 miles

Start: 11:17 Flag 12:17 End: 12:19

Weather / Track : Cloudy / Dry

Supercar Challenge - Super GT & GTB

RACE 7 - SECTOR ANALYSIS

SECTOR 1 = FL to I1, SECTOR 2 = I1 to I2, SECTOR 3 = I2 to FL, DIFF = Difference To Personal Best Lap

P14 309 GTB Dirk SCHULZ				Porsche 997 GT3 - Topper Team					
IDEAL LAP TIME : 1:40.483		BEST LAP TIME : 1:40.669		DIFFERENCE : 0.186					
LAP	SECTOR 1	SECTOR 2	SECTOR 3	LAP TIME	MPH	DIFF	TIME OF DAY		
1 -	95.8	48.700	23.869 128.8	1:53.199	77.38	12.530	11:19:08.729		
2 -	33.273 98.8	45.730	24.087 128.0	1:43.090	84.97	2.421	11:20:51.819		
3 -	32.796 101.9	45.405	23.908 126.8	1:42.109	85.78	1.440	11:22:33.928		
4 -	32.669 100.9	45.716	23.613 129.0	1:41.998	85.88	1.329	11:24:15.926		
5 -	33.050 98.8	46.366	23.840 128.0	1:43.256	84.83	2.587	11:25:59.182		
6 -	32.834 99.2	46.798	23.907 128.5	1:43.539	84.60	2.870	11:27:42.721		
7 -	32.191 102.1	51.073	IN PIT	2:30.440	P 58.22	49.771	11:30:13.161		
8 -	OUTLAP 97.9	56.780	47.089 43.7	2:20.701	62.25	40.032	11:32:33.862		
9 -	54.545 90.3	48.001	24.087 126.8	2:06.633	69.17	25.964	11:34:40.495		
10 -	32.583 103.5	48.256	24.069 123.8	1:44.908	83.50	4.239	11:36:25.403		
11 -	49.176 40.2	1:24.571	43.839 57.3	2:57.586	49.32	1:16.917	11:39:22.989		
12 -	52.100 38.1	1:22.519	41.498 108.4	2:56.117	49.73	1:15.448	11:42:19.106		
13 -	34.145 101.6	46.034	24.135 126.3	1:44.314	83.97	3.645	11:44:03.420		
14 -	33.680 96.6	46.563	IN PIT	3:03.913	P 47.63	1:23.244	11:47:07.333		
15 -	OUTLAP 93.8	48.398	24.120 122.2	1:49.575	79.94	8.906	11:48:56.908		
16 -	32.200 102.7	46.134	24.662 118.5	1:42.996	85.05	2.327	11:50:39.904		
17 -	32.462 101.8	45.889	24.431 127.3	1:42.782	85.22	2.113	11:52:22.686		
18 -	32.251 103.7	46.566	24.468 125.2	1:43.285	84.81	2.616	11:54:05.971		
19 -	32.285 103.7	44.892	23.972 126.3	1:41.149	86.60	0.480	11:55:47.120		
20 -	32.637 104.0	45.615	24.721 127.8	1:42.973	85.06	2.304	11:57:30.093		
21 -	32.779 100.4	45.193	23.743 129.8	1:41.715	86.12	1.046	11:59:11.808		
22 -	32.070 104.2	44.955	23.644 129.0	1:40.669 (1)	87.01		12:00:52.477		
23 -	32.811 102.7	44.800	23.931 120.0	1:41.542	86.26	0.873	12:02:34.019		
24 -	33.108 101.0	44.942	23.775 127.0	1:41.825	86.02	1.156	12:04:15.844		
25 -	34.311 99.5	45.280	23.706 129.0	1:43.297	84.80	2.628	12:05:59.141		
26 -	32.833 103.5	45.876	23.884 127.0	1:42.593	85.38	1.924	12:07:41.734		
27 -	32.410 102.7	44.877	23.709 126.3	1:40.996 (2)	86.73	0.327	12:09:22.730		
28 -	33.251 103.7	45.488	24.137 126.6	1:42.876	85.14	2.207	12:11:05.606		
29 -	32.235 103.8	45.502	23.908 130.3	1:41.645	86.18	0.976	12:12:47.251		
30 -	32.133 102.6	45.590	23.921 125.2	1:41.644	86.18	0.975	12:14:28.895		
31 -	32.159 104.3	45.103	23.838 128.3	1:41.100 (3)	86.64	0.431	12:16:09.995		
32 -	32.343 103.0	45.284	23.646 128.3	1:41.273	86.49	0.604	12:17:51.268		
33 -	33.434 98.6	46.026	26.160 124.0	1:45.620	82.93	4.951	12:19:36.888		

P15 102 SGT Henry ZUMBRINK				Volvo S60 V8 - Volvo Reede Racing by DayVtec					
IDEAL LAP TIME : 1:27.126		BEST LAP TIME : 1:27.165		DIFFERENCE : 0.039					
LAP	SECTOR 1	SECTOR 2	SECTOR 3	LAP TIME	MPH	DIFF	TIME OF DAY		
1 -	114.7	39.598	21.041 144.6	1:33.780	93.40	6.615	11:18:49.310		
2 -	28.441 117.1	38.726	20.734 146.8	1:27.901	99.65	0.736	11:20:17.211		
3 -	28.284 118.3	38.939	20.685 147.4	1:27.908	99.64	0.743	11:21:45.119		
4 -	28.205 118.1	38.626	20.571 147.1	1:27.402 (3)	100.22	0.237	11:23:12.521		
5 -	28.228 119.1	38.463	20.623 147.1	1:27.314 (2)	100.32	0.149	11:24:39.835		
6 -	28.096 119.8	38.502	20.567 147.1	1:27.165 (1)	100.49		11:26:07.000		
7 -	28.318 120.0	40.087	20.615 147.1	1:29.020	98.40	1.855	11:27:36.020		
8 -	28.408 116.7	41.601	21.224 147.8	1:31.233	96.01	4.068	11:29:07.253		
9 -	33.317 84.9	52.759	33.192 79.8	1:59.268	73.44	32.103	11:31:06.521		
10 -	34.407 104.0	46.766	23.418 115.1	1:44.591	83.75	17.426	11:32:51.112		
11 -	47.701 55.2	1:31.348	51.674 43.0	3:10.723	45.92	1:43.558	11:36:01.835		
12 -	59.919 42.5	1:26.052	42.284 56.3	3:08.255	46.53	1:41.090	11:39:10.090		
13 -	52.880 50.8	1:23.622	IN PIT	5:26.838	P 26.80	3:59.673	11:44:36.928		
14 -	OUTLAP 110.9	40.229	21.271 144.6	1:34.639	92.56	7.474	11:46:11.567		
15 -	29.099 117.5	39.057	21.002 146.2	1:29.158	98.25	1.993	11:47:40.725		
16 -	29.059 118.7	39.083	20.796 146.5	1:28.938	98.49	1.773	11:49:09.663		
17 -	28.603 116.7	39.546	21.286 145.5	1:29.435	97.94	2.270	11:50:39.098		
18 -	28.444 118.9	38.998	20.842 147.4	1:28.284	99.22	1.119	11:52:07.382		
19 -	29.145 119.8	39.467	21.171 146.5	1:29.783	97.56	2.618	11:53:37.165		
20 -	28.587 120.0	38.922	20.797 147.8	1:28.306	99.19	1.141	11:55:05.471		
21 -	28.506 116.7	40.071	20.849 146.8	1:29.426	97.95	2.261	11:56:34.897		
22 -	28.493 117.9	39.375	20.934 145.2	1:28.802	98.64	1.637	11:58:03.699		

Weather / Track : Cloudy / Dry

Brands Hatch GP

Circuit Length = 2.4332 miles

Start: 11:17 Flag 12:17 End: 12:19

Supercar Challenge - Super GT & GTB

RACE 7 - SECTOR ANALYSIS

SECTOR 1 = FL to I1, SECTOR 2 = I1 to I2, SECTOR 3 = I2 to FL, DIFF = Difference To Personal Best Lap

LAP	SECTOR 1	SECTOR 2	SECTOR 3	LAP TIME	MPH	DIFF	TIME OF DAY
23 -	29.009	117.7	39.279	IN PIT	1:47.037	P 81.83	19.872 11:59:50.736
24 -	OUTLAP	115.9	40.084	21.487	145.5	1:32.813	94.38 5.648 12:01:23.549
25 -	29.578	118.5	39.101	21.297	135.5	1:29.976	97.35 2.811 12:02:53.525
26 -	29.531	117.7	39.374	21.269	144.6	1:30.174	97.14 3.009 12:04:23.699
27 -	29.009	117.9	40.515	21.261	146.5	1:30.785	96.48 3.620 12:05:54.484
28 -	29.513	113.7	40.757	21.160	145.5	1:31.430	95.80 4.265 12:07:25.914
29 -	28.826	115.7	39.996	21.132	146.5	1:29.954	97.38 2.789 12:08:55.868
30 -	29.010	113.3	40.268	21.250	146.8	1:30.528	96.76 3.363 12:10:26.396
31 -	29.322	114.5	40.168	93.3 21.334	145.8	1:30.824	96.44 3.659 12:11:57.220
32 -	29.092	115.1	41.124	21.376	146.8	1:31.592	95.63 4.427 12:13:28.812

P16 191 SGT DOWLING/COOK

TVR Sagaris -

IDEAL LAP TIME : BEST LAP TIME : 1:37.419

DIFFERENCE :

LAP	SECTOR 1	SECTOR 2	SECTOR 3	LAP TIME	MPH	DIFF	TIME OF DAY
1 -				1:50.308	79.41	12.889	11:19:05.838
2 -				1:41.390	86.39	3.971	11:20:47.228
3 -				1:41.043	86.69	3.624	11:22:28.271
4 -				1:40.526	87.14	3.107	11:24:08.797
5 -				7:17.614	20.01	5:40.195	11:31:26.411
6 -				1:49.186	80.22	11.767	11:33:15.597
7 -				2:48.485	51.99	1:11.066	11:36:04.082
8 -				3:07.956	46.60	1:30.537	11:39:12.038
9 -			IN PIT	5:05.312	P 28.69	3:27.893	11:44:17.350
10 -	OUTLAP			1:43.522	84.61	6.103	11:46:00.873
11 -				1:38.113 (3)	89.28	0.694	11:47:38.986
12 -				1:37.427 (2)	89.91	0.008	11:49:16.413
13 -				1:37.419 (1)	89.91		11:50:53.832
14 -				1:38.274	89.13	0.855	11:52:32.106
15 -				1:38.728	88.72	1.309	11:54:10.834
16 -				1:38.176	89.22	0.757	11:55:49.010
17 -				1:39.832	87.74	2.413	11:57:28.842
18 -				1:38.847	88.62	1.428	11:59:07.689
19 -				1:39.377	88.14	1.958	12:00:47.066
20 -				1:38.667	88.78	1.248	12:02:25.733
21 -				1:39.881	87.70	2.462	12:04:05.614
22 -				1:43.858	84.34	6.439	12:05:49.472

P17 170 SGT Kevin RILEY

Mosler MT900R - KRM-Staffs Racing

IDEAL LAP TIME : 1:38.015 BEST LAP TIME : 1:38.151

DIFFERENCE : 0.136

LAP	SECTOR 1	SECTOR 2	SECTOR 3	LAP TIME	MPH	DIFF	TIME OF DAY
1 -	97.5	44.975	23.005 130.3	1:47.426	81.54	9.275	11:19:02.956
2 -	32.534	102.2	23.690 123.1	1:41.181 (2)	86.57	3.030	11:20:44.137
3 -	31.312	101.2	43.745 23.094	1:38.151 (1)	89.24		11:22:22.288
4 -	32.401	104.0	46.545 23.264	1:42.210	85.70	4.059	11:24:04.498
5 -	31.265	102.1	46.184 24.193	1:41.642 (3)	86.18	3.491	11:25:46.140
6 -	32.400	93.5	45.807 23.470	1:41.677	86.15	3.526	11:27:27.817
7 -	31.812	100.1	47.829	IN PIT	2:52.741 P	1:14.590	11:30:20.558
8 -	OUTLAP	98.3	52.584	47.556	43.6	2:18.094	63.43 39.943 11:32:38.652
9 -	56.609	65.9	49.578	24.735	122.6	2:10.922	66.90 32.771 11:34:49.574
10 -	32.540	100.9	48.063	24.388	115.3	1:44.991	83.43 6.840 11:36:34.565
11 -	43.401	38.7	1:24.685	43.938	49.4	2:52.024	50.92 1:13.873 11:39:26.589
12 -	52.326	37.7	1:22.050	IN PIT	7:38.972	P 19.08	6:00.821 11:47:05.561
13 -	OUTLAP	85.5	49.777	25.970	127.0	1:54.270	76.65 16.119 11:48:59.831
14 -	32.694	82.4	46.796	23.524	129.3	1:43.014	85.03 4.863 11:50:42.845

P18 106 SGT KOEBOLT/CARANSA

Volvo S60 V8 - DayVTec

IDEAL LAP TIME : 1:28.250 BEST LAP TIME : 1:28.512

DIFFERENCE : 0.262

LAP	SECTOR 1	SECTOR 2	SECTOR 3	LAP TIME	MPH	DIFF	TIME OF DAY
1 -	111.8	41.583	95.1	21.217	146.2	1:38.133	89.26 9.621 11:18:53.663
2 -	29.337	116.7	39.944	96.1	21.119	145.5	1:30.400 96.90 1.888 11:20:24.063
3 -	29.042	117.3	39.806	96.0	20.942	146.2	1:29.790 97.55 1.278 11:21:53.853
4 -	28.591	120.4	39.170	102.6	20.751	147.1	1:28.512 (1) 98.96 11:23:22.365

Brands Hatch GP

Circuit Length = 2.4332 miles

Start: 11:17 Flag 12:17 End: 12:19

Weather / Track : Cloudy / Dry

Supercar Challenge - Super GT & GTB

RACE 7 - SECTOR ANALYSIS

SECTOR 1 = FL to I1, SECTOR 2 = I1 to I2, SECTOR 3 = I2 to FL, DIFF = Difference To Personal Best Lap

5 -	28.768	119.4	39.524	98.1	20.839	146.8	1:29.131	98.28	0.619	11:24:51.496
6 -	28.637	119.8	39.371	100.9	20.746	146.5	1:28.754 (2)	98.69	0.242	11:26:20.250
7 -	28.627	118.9	39.504	98.6	20.853	147.1	1:28.984 (3)	98.44	0.472	11:27:49.234

P19 141 SGT James ABBOTT

Radical RXC V6 Turbo - Radical UK

IDEAL LAP TIME : 1:28.558

BEST LAP TIME : 1:28.558

DIFFERENCE : 0.000

LAP	SECTOR 1	SECTOR 2	SECTOR 3	LAP TIME	MPH	DIFF	TIME OF DAY		
1 -	107.0	39.720	92.9	21.212	140.3	1:35.751 (2)	91.48	7.193	11:18:51.281
2 -	29.035	112.2	38.806	96.1	20.717	141.8	1:28.558 (1)	98.91	11:20:19.839

Supercar Challenge - Super GT & GTB

RACE 7 - BEST SPEEDS

POS	INTERMEDIATE 1			INTERMEDIATE 2			FINISH LINE		
	NO	NAME	MPH	NO	NAME	MPH	NO	NAME	MPH
1	101	GROUWELS/SNOEKS	121.1	101	GROUWELS/SNOEKS	107.2	102	ZUMBRINK	147.8
2	106	KOEBOLT/CARANSA	120.4	305	DONTJE/KOOL	103.0	106	KOEBOLT/CARANSA	147.1
3	102	ZUMBRINK	120.0	106	KOEBOLT/CARANSA	102.6	101	GROUWELS/SNOEKS	146.8
4	110	VANDIERENDONCK/HAMILTON	117.9	399	LAMSTER/MOLENAAR	102.4	110	VANDIERENDONCK/HAMILTON	141.8
5	192	WHITE	114.7	134	CLARKE	101.8	141	ABBOTT	141.8
6	111	THUIS	113.1	192	WHITE	100.9	192	WHITE	139.8
7	134	CLARKE	113.1	337	MCKAY/BRADSHAW	100.3	336	ATKINSON	138.0
8	399	LAMSTER/MOLENAAR	112.9	375	SLUYS	100.1	134	CLARKE	137.5
9	337	MCKAY/BRADSHAW	112.7	111	THUIS	100.0	337	MCKAY/BRADSHAW	136.9
10	375	SLUYS	112.7	376	HERBER	98.6	375	SLUYS	136.9
11	336	ATKINSON	112.2	141	ABBOTT	96.1	399	LAMSTER/MOLENAAR	136.6
12	141	ABBOTT	112.2	336	ATKINSON	95.4	350	DONALDSON	136.1
13	305	DONTJE/KOOL	111.2	102	ZUMBRINK	93.3	111	THUIS	135.8
14	376	HERBER	109.4	369	BOSMAN	93.2	305	DONTJE/KOOL	134.2
15	369	BOSMAN	107.3	350	DONALDSON	91.3	376	HERBER	133.6
16	350	DONALDSON	107.0	309	SCHULZ	84.2	170	RILEY	132.6
17	309	SCHULZ	104.3				369	BOSMAN	132.1
18	170	RILEY	104.0				309	SCHULZ	130.3
19									

Weather / Track : Cloudy / Dry

Results can be found at www.tsl-timing.com

Brands Hatch GP
Circuit Length = 2.4332 miles
Start: 11:17 Flag 12:17 End: 12:19

Printed - 12:20 Sunday, 13 September 2015

Supercar Challenge - Super GT & GTB

RACE 7 - BEST SECTORS

SECTOR 1			SECTOR 2			SECTOR 3			IDEAL / BEST COMPARISON						
POS	NO	NAME	TIME	NO	NAME	TIME	NO	NAME	TIME	POS	NO	NAME	IDEAL	BEST	DIFF
													PERFECT LAP	1:25.433	
1	110	VANDIERENDONC	27.401	101	GROUWELS/SNOE	37.686	101	GROUWELS/SNOE	20.346	1	101	GROUWELS/SNOEK	1:25.671	1:25.816	0.145
2	101	GROUWELS/SNOE	27.639	110	VANDIERENDONC	38.143	110	VANDIERENDONC	20.548	2	110	VANDIERENDONCK	1:26.092	1:26.189	0.097
3	102	ZUMBRINK	28.096	102	ZUMBRINK	38.463	102	ZUMBRINK	20.567	3	102	ZUMBRINK	1:27.126	1:27.165	0.039
4	106	KOEBOLT/CARANS	28.334	141	ABBOTT	38.806	141	ABBOTT	20.717	4	106	KOEBOLT/CARANSA	1:28.250	1:28.512	0.262
5	337	MCKAY/BRADSHA	28.545	106	KOEBOLT/CARANS	39.170	106	KOEBOLT/CARANS	20.746	5	141	ABBOTT	1:28.558	1:28.558	0.000
6	192	WHITE	28.566	134	CLARKE	39.411	192	WHITE	21.213	6	134	CLARKE	1:29.342	1:29.602	0.260
7	399	LAMSTER/MOLEN/	28.674	192	WHITE	39.772	134	CLARKE	21.236	7	192	WHITE	1:29.551	1:29.688	0.137
8	134	CLARKE	28.695	337	MCKAY/BRADSHA	39.950	337	MCKAY/BRADSHA	21.376	8	337	MCKAY/BRADSHAW	1:29.871	1:29.935	0.064
9	305	DONTJE/KOOL	28.823	111	THUIS	40.057	399	LAMSTER/MOLEN/	21.493	9	399	LAMSTER/MOLENAA	1:30.412	1:30.412	0.000
10	375	SLUYS	28.991	399	LAMSTER/MOLEN/	40.245	375	SLUYS	21.496	10	305	DONTJE/KOOL	1:30.631	1:30.736	0.105
11	141	ABBOTT	29.035	305	DONTJE/KOOL	40.261	305	DONTJE/KOOL	21.547	11	375	SLUYS	1:30.858	1:31.039	0.181
12	111	THUIS	29.112	375	SLUYS	40.371	336	ATKINSON	21.671	12	111	THUIS	1:31.032	1:32.420	1.388
13	336	ATKINSON	29.412	336	ATKINSON	40.713	111	THUIS	21.863	13	336	ATKINSON	1:31.796	1:32.173	0.377
14	376	HERBER	29.729	376	HERBER	41.453	376	HERBER	22.052	14	376	HERBER	1:33.234	1:33.359	0.125
15	350	DONALDSON	30.273	350	DONALDSON	42.352	350	DONALDSON	22.534	15	350	DONALDSON	1:35.159	1:35.264	0.105
16	369	BOSMAN	30.708	369	BOSMAN	43.187	369	BOSMAN	22.926	16	369	BOSMAN	1:36.821	1:37.377	0.556
17	170	RILEY	31.265	170	RILEY	43.745	170	RILEY	23.005	17	170	RILEY	1:38.015	1:38.151	0.136
18	309	SCHULZ	32.070	309	SCHULZ	44.800	309	SCHULZ	23.613	18	309	SCHULZ	1:40.483	1:40.669	0.186
19										19	191	DOWLING/COOK		1:37.419	

Weather / Track : Cloudy / Dry

Results can be found at www.tsl-timing.com

Brands Hatch GP

Circuit Length = 2.4332 miles

Start: 11:17 Flag 12:17 End: 12:19

Printed - 12:19 Sunday, 13 September 2015

Supercar Challenge - Super GT & GTB

RACE 7 - LAP CHART

LAP 1 @ 11:18:49.310			LAP 2 @ 11:20:17.211			LAP 3 @ 11:21:45.119			LAP 4 @ 11:23:12.521			LAP 5 @ 11:24:39.835		
NO	BEHIND	LAP TIME	NO	BEHIND	LAP TIME	NO	BEHIND	LAP TIME	NO	BEHIND	LAP TIME	NO	BEHIND	LAP TIME
102		1:33.780	102		1:27.901	102		1:27.908	102		1:27.402	102		1:27.314
141	1.971	1:35.751	141	2.628	1:28.558	101	7.717	1:29.506	101	9.306	1:28.991	101	11.157	1:29.165
101	3.612	1:37.392	101	6.119	1:30.408	106	8.734	1:29.790	106	9.844	1:28.512	106	11.661	1:29.131
106	4.353	1:38.133	106	6.852	1:30.400	110	18.503	1:33.436	337	24.216	1:32.713	337	27.285	1:30.383
110	7.310	1:41.090	110	12.975	1:33.566	337	18.905	1:33.255	134	24.492	1:32.661	134	27.465	1:30.287
337	7.730	1:41.510	337	13.558	1:33.729	134	19.233	1:33.383	110	25.295	1:34.194	110	29.951	1:31.970
134	8.267	1:42.047	134	13.758	1:33.392	192	19.602	1:33.519	192	25.759	1:33.559	192	30.487	1:32.042
192	8.400	1:42.180	192	13.991	1:33.492	375	20.109	1:33.405	375	26.128	1:33.421	375	31.042	1:32.228
375	9.219	1:42.999	375	14.612	1:33.294	305	20.628	1:33.304	305	27.601	1:34.375	305	31.522	1:31.235
305	9.811	1:43.591	305	15.232	1:33.322	336	24.745	1:34.021	336	31.243	1:33.900	336	37.101	1:33.172
336	11.045	1:44.825	336	18.632	1:35.488	376	25.916	1:34.463	376	32.337	1:33.823	376	39.211	1:34.188
376	11.737	1:45.517	376	19.361	1:35.525	111	27.346	1:32.420	111	32.657	1:32.713	111	39.743	1:34.400
399	13.190	1:46.970	111	22.834	1:36.879	399	32.810	1:36.837	399	41.173	1:35.765	399	49.406	1:35.547
170	13.646	1:47.426	399	23.881	1:38.592	170	37.169	1:38.151	350	50.809	1:38.155	350	58.987	1:35.492
111	13.856	1:47.636	170	26.926	1:41.181	350	40.056	1:37.276	170	51.977	1:42.210	170	1:06.305	1:41.642
191	16.528	1:50.308	191	30.017	1:41.390	191	43.152	1:41.043	191	56.276	1:40.526	369	1:08.992	1:39.511
369	17.952	1:51.732	369	30.450	1:40.399	369	43.435	1:40.893	369	56.795	1:40.762	309	1:19.347	1:43.256
309	19.419	1:53.199	350	30.688	1:38.657	309	48.809	1:42.109	309	1:03.405	1:41.998			
350	19.932	1:53.712	309	34.608	1:43.090									

Weather / Track : Cloudy / Dry

Results can be found at www.tsl-timing.com

Page 1 of 8

Brands Hatch GP

Circuit Length = 2.4332 miles

Start: 11:17 Flag 12:17 End: 12:19

Printed - 12:20 Sunday, 13 September 2015

Supercar Challenge - Super GT & GTB

RACE 7 - LAP CHART

LAP 6 @ 11:26:07.000			LAP 7 @ 11:27:36.020			LAP 8 @ 11:29:07.253			LAP 9 @ 11:31:06.521			LAP 10 @ 11:32:51.112		
NO	BEHIND	LAP TIME	NO	BEHIND	LAP TIME	NO	BEHIND	LAP TIME	NO	BEHIND	LAP TIME	NO	BEHIND	LAP TIME
102		1:27.165	102		1:29.020	102		1:31.233	102		1:59.268	102		1:44.591
101	12.652	1:28.660	309	1 Lap	1:43.539	369	1 Lap	1:40.607	369	1 Lap	1:58.574	369	1 Lap	1:44.655
106	13.250	1:28.754	101	12.778	1:29.146	134	32.683	1:31.655	191	4 Laps	7:17.614	191	4 Laps	1:49.186
337	30.055	1:29.935	106	13.214	1:28.984	337	35.369	1:33.370	134	1:17.215	2:43.800	134	1:32.863	2:00.239
134	30.248	1:29.948	134	32.261	1:31.033	110	37.968	1:31.993	337	1:18.102	2:42.001	337	1:34.946	2:01.435
110	34.406	1:31.620	337	33.232	1:32.197	192	40.177	1:33.750	110	1:18.793	2:40.093	110	1:35.515	2:01.313
192	34.715	1:31.393	110	37.208	1:31.822	375	40.973	1:33.909	192	1:19.856	2:38.947	192	1:39.540	2:04.275
375	35.124	1:31.247	192	37.660	1:31.965	305	42.301	1:34.274	375	1:20.975	2:39.270	375	1:39.825	2:03.441
305	35.714	1:31.357	375	38.297	1:32.193	336	52.889	1:34.865	305	1:22.084	2:39.051	305	1:40.470	2:02.977
336	45.112	1:35.176	305	39.260	1:32.566	111	53.855	1:34.424	336	1:23.642	2:30.021	336	1:41.897	2:02.846
376	46.030	1:33.984	336	49.257	1:33.165	376	56.322	1:37.186	111	1:24.680	2:30.093	111	1:43.070	2:02.981
111	46.481	1:33.903	376	50.369	1:33.359	309	1 Lap	2:30.440 P	376	1:25.687	2:28.633	376	1:43.836	2:02.740
399	58.253	1:36.012	111	50.664	1:33.203	399	1:10.690	1:37.439	309	1 Lap	2:20.701	309	1 Lap	2:06.633
350	1:07.086	1:35.264	399	1:04.484	1:35.251	170	1 Lap	2:52.741 P	399	1:28.429	2:17.007	399	1:50.250	2:06.412
170	1:20.817	1:41.677	350	1:14.433	1:36.367	350	1:31.093	1:47.893	170	1 Lap	2:18.094	170	1 Lap	2:10.922
369	1:21.133	1:39.306							350	1:34.436	2:02.611	350	2:00.494	2:10.649

Weather / Track : Cloudy / Dry

Results can be found at www.tsl-timing.com

Page 2 of 8

Brands Hatch GP

Circuit Length = 2.4332 miles

Start: 11:17 Flag 12:17 End: 12:19

Printed - 12:20 Sunday, 13 September 2015

Supercar Challenge - Super GT & GTB

RACE 7 - LAP CHART

LAP 11 @ 11:36:01.835			LAP 12 @ 11:39:10.090			LAP 13 @ 11:42:10.168			LAP 14 @ 11:43:43.626			LAP 15 @ 11:45:14.097		
NO	BEHIND	LAP TIME	NO	BEHIND	LAP TIME	NO	BEHIND	LAP TIME	NO	BEHIND	LAP TIME	NO	BEHIND	LAP TIME
102		3:10.723	102		3:08.255	134		2:57.474	337		1:32.954	337		1:30.471
369	1 Lap	3:10.715	369	1 Lap	3:08.458	337	0.504	2:57.179	376	1 Lap	4:23.959 P	134	1 Lap	3:06.984 P
191	4 Laps	2:48.485	191	4 Laps	3:07.956	110	1.359	2:57.525	111	3.751	1:33.647	192	1 Lap	3:05.630 P
134	3.852	1:41.712	134	2.604	3:07.007	111	3.562	2:53.627	336	10.461	1:35.289	111	6.638	1:33.358
337	5.259	1:41.036	337	3.403	3:06.399	192	4.494	2:59.357	309	1 Lap	1:44.314	369	2 Laps	1:41.945
110	6.200	1:41.408	110	3.912	3:05.967	336	8.630	2:59.682	350	1 Lap	4:37.949 P	376	1 Lap	1:38.789
192	13.573	1:44.756	192	5.215	2:59.897	309	1 Lap	2:56.117	305	1 Lap	4:57.186 P	336	14.259	1:34.269
375	14.581	1:45.479	375	6.814	3:00.488	369	1 Lap	4:30.886 P	399	1 Lap	4:51.808 P	350	1 Lap	1:41.661
305	15.305	1:45.558	305	7.770	3:00.720				191	5 Laps	5:05.312 P	110	1 Lap	3:39.071 P
336	17.071	1:45.897	336	9.026	3:00.210				375	1 Lap	5:05.565 P	305	1 Lap	1:36.168
111	17.883	1:45.536	111	10.013	3:00.385				102	1 Lap	5:26.838 P	399	1 Lap	1:36.329
376	18.727	1:45.614	376	11.462	3:00.990				101	4 Laps	5:02.393 P	375	1 Lap	1:37.200
309	1 Lap	1:44.908	309	1 Lap	2:57.586							191	5 Laps	1:43.522
399	24.301	1:44.774	399	13.895	2:57.849							102	1 Lap	1:34.639
170	1 Lap	1:44.991	170	1 Lap	2:52.024							101	4 Laps	1:35.040
350	33.325	1:43.554	350	17.814	2:52.744									
101	3 Laps	9:31.712	101	3 Laps	2:33.133									

Weather / Track : Cloudy / Dry

Results can be found at www.tsl-timing.com

Page 3 of 8

Brands Hatch GP
 Circuit Length = 2.4332 miles
 Start: 11:17 Flag 12:17 End: 12:19

Printed - 12:20 Sunday, 13 September 2015

Supercar Challenge - Super GT & GTB

RACE 7 - LAP CHART

LAP 16 @ 11:46:44.117			LAP 17 @ 11:48:14.525			LAP 18 @ 11:51:20.006			LAP 19 @ 11:52:50.062			LAP 20 @ 11:54:19.819		
NO	BEHIND	LAP TIME	NO	BEHIND	LAP TIME	NO	BEHIND	LAP TIME	NO	BEHIND	LAP TIME	NO	BEHIND	LAP TIME
337		1:30.020	337		1:30.408	134		1:29.901	134		1:30.056	134		1:29.757
134	1 Lap	1:32.436	111	1 Lap	2:57.564 P	192	2.775	1:29.688	192	2.742	1:30.023	192	2.776	1:29.791
192	1 Lap	1:32.423	134	1 Lap	1:30.757	111	13.019	1:36.303	111	20.701	1:37.738	110	20.086	1:26.975
376	1 Lap	1:34.633	192	1 Lap	1:30.151	336	20.357	3:04.418 P	110	22.868	1:27.650	111	25.351	1:34.407
369	2 Laps	1:37.939	376	1 Lap	1:34.008	376	20.682	1:33.789	376	25.942	1:35.316	336	29.482	1:33.106
336	17.905	1:33.666	336	21.420	1:33.923	110	25.274	1:27.162	336	26.133	1:35.832	376	30.915	1:34.730
170	4 Laps	7:38.972 P	369	2 Laps	1:41.320	369	1 Lap	1:38.122	399	42.125	1:32.175	399	43.166	1:30.798
309	2 Laps	3:03.913 P	110	1 Lap	1:28.399	305	39.827	1:31.173	305	42.626	1:32.855	305	44.240	1:31.371
110	1 Lap	1:31.566	309	2 Laps	1:49.575	399	40.006	1:31.027	102	47.103	1:29.783	102	45.652	1:28.306
305	1 Lap	1:33.176	305	1 Lap	1:32.735	337	45.794	3:51.275 P	369	1 Lap	1:39.118	375	54.502	1:33.514
399	1 Lap	1:32.571	399	1 Lap	1:32.608	375	47.009	1:31.801	375	50.745	1:33.792	337	56.116	1:32.885
350	1 Lap	1:38.725	170	4 Laps	1:54.270	102	47.376	1:28.284	337	52.988	1:37.250	369	1 Lap	1:39.535
375	1 Lap	1:31.653	350	1 Lap	1:35.983	350	55.940	1:36.000	101	3 Laps	1:30.701	101	3 Laps	1:35.554
191	5 Laps	1:38.113	375	1 Lap	1:31.492	101	3 Laps	1:27.741	350	1:03.607	1:37.723	350	1:10.907	1:37.057
102	1 Lap	1:29.158	102	1 Lap	1:28.938	309	1 Lap	1:42.782	309	1 Lap	1:43.285	309	1 Lap	1:41.149
101	4 Laps	1:26.951	191	5 Laps	1:37.427	191	4 Laps	1:38.274	191	4 Laps	1:38.728	191	4 Laps	1:38.176
			101	4 Laps	1:26.840									
			134	1:35.580	1:29.760									
			192	1:38.568	1:30.227									
			111	1:42.197	1:38.423									
			376	1:52.374	1:33.958									
			110	2:03.593	1:27.555									
			369	1 Lap	1:37.564									
			305	2:14.135	1:31.535									
			399	2:14.460	1:31.684									
			375	2:20.689	1:32.400									
			102	2:24.573	1:29.435									
			309	1 Lap	1:42.996									
			350	2:25.421	1:37.724									
			170	3 Laps	1:43.014									
			101	3 Laps	1:27.602									
			191	4 Laps	1:37.419									

Weather / Track : Cloudy / Dry

Supercar Challenge - Super GT & GTB

RACE 7 - LAP CHART

LAP 21 @ 11:55:49.421			LAP 22 @ 11:57:19.265			LAP 23 @ 11:58:49.100			LAP 24 @ 12:00:19.251			LAP 25 @ 12:01:50.669		
NO	BEHIND	LAP TIME	NO	BEHIND	LAP TIME	NO	BEHIND	LAP TIME	NO	BEHIND	LAP TIME	NO	BEHIND	LAP TIME
134		1:29.602	134		1:29.844	134		1:29.835	134		1:30.151	134		1:31.418
192	3.458	1:30.284	192	5.037	1:31.423	192	6.293	1:31.091	350	1 Lap	1:37.556	369	2 Laps	1:39.838
110	16.673	1:26.189	191	5 Laps	1:39.832	110	10.683	1:27.354	110	7.059	1:26.527	110	2.457	1:26.816
111	29.572	1:33.823	309	2 Laps	1:42.973	191	5 Laps	1:38.847	192	7.151	1:31.009	350	1 Lap	1:41.660
336	33.693	1:33.813	110	13.164	1:26.335	309	2 Laps	1:41.715	191	5 Laps	1:39.377	191	5 Laps	1:38.667
376	35.222	1:33.909	111	33.778	1:34.050	111	38.196	1:34.253	309	2 Laps	1:40.669	309	2 Laps	1:41.542
399	44.725	1:31.161	336	37.130	1:33.281	336	40.596	1:33.301	111	41.617	1:33.572	111	43.456	1:33.257
102	45.476	1:29.426	376	39.609	1:34.231	376	44.041	1:34.267	336	43.588	1:33.143	336	44.347	1:32.177
305	46.376	1:31.738	102	44.434	1:28.802	399	46.757	1:30.412	399	48.011	1:31.405	399	47.548	1:30.955
375	57.422	1:32.522	399	46.180	1:31.299	305	49.014	1:30.941	376	48.435	1:34.545	305	49.515	1:31.334
337	59.001	1:32.487	305	47.908	1:31.376	375	1:00.896	1:31.581	305	49.599	1:30.736	376	52.276	1:35.259
369	1 Lap	1:37.974	375	59.150	1:31.572	102	1:01.636	1:47.037 P	102	1:04.298	1:32.813	101	3 Laps	1:27.432
101	3 Laps	1:35.931	337	1:00.874	1:31.717	337	1:03.159	1:32.120	101	3 Laps	1:27.337	102	1:02.856	1:29.976
350	1:18.326	1:37.021	101	3 Laps	1:27.814	101	3 Laps	1:26.238	337	1:05.432	1:32.424	337	1:06.232	1:32.218
			369	1 Lap	1:37.989	369	1 Lap	1:38.489	375	1:24.477	1:53.732 P	192	1:24.976	2:49.243 P
			350	1:25.282	1:36.800							375	1:27.899	1:34.840

Weather / Track : Cloudy / Dry

Supercar Challenge - Super GT & GTB

RACE 7 - LAP CHART

LAP 26 @ 12:03:20.506			LAP 27 @ 12:04:48.990			LAP 28 @ 12:06:15.906			LAP 29 @ 12:07:44.080			LAP 30 @ 12:09:11.892		
NO	BEHIND	LAP TIME	NO	BEHIND	LAP TIME	NO	BEHIND	LAP TIME	NO	BEHIND	LAP TIME	NO	BEHIND	LAP TIME
134		1:29.837	110		1:28.332	110		1:26.916	110		1:28.174	110		1:27.812
110	0.152	1:27.532	192	1 Lap	1:34.528	192	1 Lap	1:30.959	134	9.326	1:31.055	309	3 Laps	1:40.996
369	2 Laps	1:37.875	134	2.733	1:31.217	134	6.445	1:30.628	192	1 Lap	1:32.887	134	11.465	1:29.951
350	1 Lap	1:38.572	375	1 Lap	1:35.380	375	1 Lap	1:34.618	375	1 Lap	1:34.683	192	1 Lap	1:31.550
191	5 Laps	1:39.881	369	2 Laps	1:38.204	369	2 Laps	1:37.882	369	2 Laps	1:37.658	375	1 Lap	1:33.636
111	47.030	1:33.411	350	1 Lap	1:38.612	350	1 Lap	1:37.824	350	1 Lap	1:38.534	369	2 Laps	1:37.639
336	47.188	1:32.678	399	53.914	1:33.648	399	58.479	1:31.481	101	3 Laps	1:26.701	101	3 Laps	1:27.047
399	48.750	1:31.039	336	54.693	1:35.989	101	3 Laps	1:28.158	399	1:02.152	1:31.847	350	1 Lap	1:37.985
305	51.415	1:31.737	305	55.795	1:32.864	336	1:00.577	1:32.800	336	1:05.237	1:32.834	399	1:06.295	1:31.955
309	2 Laps	1:41.825	111	56.419	1:37.873	305	1:01.149	1:32.270	305	1:05.642	1:32.667	336	1:09.598	1:32.173
376	57.036	1:34.597	101	3 Laps	1:28.632	111	1:04.072	1:34.569	111	1:09.909	1:34.011	305	1:10.148	1:32.318
101	3 Laps	1:28.323	191	5 Laps	1:43.858	102	1:10.008	1:31.430	102	1:11.788	1:29.954	102	1:14.504	1:30.528
102	1:03.193	1:30.174	376	1:04.341	1:35.789	376	1:14.421	1:36.996	376	1:21.354	1:35.107	111	1:17.556	1:35.459
337	1:08.786	1:32.391	102	1:05.494	1:30.785	337	1:19.204	1:33.931	337	1:22.758	1:31.728	337	1:27.002	1:32.056
			309	2 Laps	1:43.297	309	2 Laps	1:42.593						
			337	1:12.189	1:31.887									

Weather / Track : Cloudy / Dry

Results can be found at www.tsl-timing.com

Page 6 of 8

Brands Hatch GP

Circuit Length = 2.4332 miles

Start: 11:17 Flag 12:17 End: 12:19

Printed - 12:20 Sunday, 13 September 2015

Supercar Challenge - Super GT & GTB

RACE 7 - LAP CHART

LAP 31 @ 12:10:40.232			LAP 32 @ 12:12:08.017			LAP 33 @ 12:13:35.565			LAP 34 @ 12:15:03.587			LAP 35 @ 12:16:31.867		
NO	BEHIND	LAP TIME	NO	BEHIND	LAP TIME	NO	BEHIND	LAP TIME	NO	BEHIND	LAP TIME	NO	BEHIND	LAP TIME
110		1:28.340	110		1:27.785	110		1:27.548	110		1:28.022	110		1:28.280
376	1 Lap	1:36.079	337	1 Lap	1:32.010	111	1 Lap	1:36.431	336	1 Lap	1:33.899	369	3 Laps	1:38.558
134	13.511	1:30.386	376	1 Lap	1:34.609	337	1 Lap	1:31.309	350	2 Laps	1:38.845	336	1 Lap	1:33.328
192	1 Lap	1:30.502	134	15.588	1:29.862	376	1 Lap	1:35.888	337	1 Lap	1:32.227	337	1 Lap	1:32.786
309	3 Laps	1:42.876	192	1 Lap	1:30.291	134	18.175	1:30.135	111	1 Lap	1:34.878	350	2 Laps	1:37.100
375	1 Lap	1:32.972	375	1 Lap	1:33.326	192	1 Lap	1:30.571	134	20.378	1:30.225	111	1 Lap	1:34.976
101	3 Laps	1:26.494	309	3 Laps	1:41.645	375	1 Lap	1:32.404	376	1 Lap	1:35.451	134	22.304	1:30.206
369	2 Laps	1:37.464	101	3 Laps	1:25.951	101	3 Laps	1:25.816	192	1 Lap	1:32.314	192	1 Lap	1:31.741
399	1:10.462	1:32.507	369	2 Laps	1:37.377	309	3 Laps	1:41.644	375	1 Lap	1:31.550	376	1 Lap	1:36.158
350	1 Lap	1:38.181	399	1:14.381	1:31.704	399	1:18.693	1:31.860	101	3 Laps	1:26.977	375	1 Lap	1:31.039
305	1:13.618	1:31.810	305	1:17.742	1:31.909	369	2 Laps	1:38.535	309	3 Laps	1:41.100	101	3 Laps	1:31.804
336	1:14.722	1:33.464	102	1:20.795	1:31.592	305	1:21.175	1:30.981	399	1:21.903	1:31.232	309	3 Laps	1:41.273
102	1:16.988	1:30.824	336	1:21.692	1:34.755				305	1:24.187	1:31.034	399	1:24.703	1:31.080
111	1:23.885	1:34.669	350	1 Lap	1:38.577							305	1:26.810	1:30.903

Weather / Track : Cloudy / Dry

Results can be found at www.tsl-timing.com

Page 7 of 8

Brands Hatch GP

Circuit Length = 2.4332 miles

Start: 11:17 Flag 12:17 End: 12:19

Printed - 12:20 Sunday, 13 September 2015

Supercar Challenge - Super GT & GTB

RACE 7 - LAP CHART

LAP 36 @ 12:18:00.662

NO	BEHIND	LAP TIME
110		1:28.795
336	1 Lap	1:33.498
369	3 Laps	1:38.342
337	1 Lap	1:31.843
350	2 Laps	1:37.462
134	25.018	1:31.509
111	1 Lap	1:35.575
192	1 Lap	1:30.980
376	1 Lap	1:34.882
375	1 Lap	1:33.219
101	3 Laps	1:34.388
399	1:27.577	1:31.669
305	1:30.017	1:32.002
309	3 Laps	1:45.620

Weather / Track : Cloudy / Dry

Results can be found at www.tsl-timing.com

Page 8 of 8

Brands Hatch GP
Circuit Length = 2.4332 miles
Start: 11:17 Flag 12:17 End: 12:19

Printed - 12:20 Sunday, 13 September 2015

Supercar Challenge - Super GT & GTB

RACE 7 - PIT STOP ANALYSIS

P1 134 Kevin CLARKE				
STOP	IN TIME	STOP TIME	TOTAL TIME	OUT TIME
1 -	11:43:43.149	1:34.003	1:34.003	11:45:17.152

P2 192 Colin WHITE				
STOP	IN TIME	STOP TIME	TOTAL TIME	OUT TIME
1 -	11:43:50.085	1:30.207	1:30.207	11:45:20.292

P3 111 Henk THUIS				
STOP	IN TIME	STOP TIME	TOTAL TIME	OUT TIME
1 -	11:46:53.177	1:25.122	1:25.122	11:48:18.299

P4 336 Simon ATKINSON				
STOP	IN TIME	STOP TIME	TOTAL TIME	OUT TIME
1 -	11:50:09.488	1:30.875	1:30.875	11:51:40.363

P5 376 Bob HERBER				
STOP	IN TIME	STOP TIME	TOTAL TIME	OUT TIME
1 -	11:42:26.075	1:19.436	1:19.436	11:43:45.511

P6 110 VANDIERENDONCK/HAMILTON				
STOP	IN TIME	STOP TIME	TOTAL TIME	OUT TIME
1 -	11:43:48.115	2:02.483	2:02.483	11:45:50.598

P7 305 DONTJE/KOOL				
STOP	IN TIME	STOP TIME	TOTAL TIME	OUT TIME
1 -	11:42:23.853	1:51.193	1:51.193	11:44:15.046

P8 399 LAMSTER/MOLENAAR				
STOP	IN TIME	STOP TIME	TOTAL TIME	OUT TIME
1 -	11:42:28.349	1:47.444	1:47.444	11:44:15.793

P9 337 MCKAY/BRADSHAW				
STOP	IN TIME	STOP TIME	TOTAL TIME	OUT TIME
1 -	11:49:45.222	2:20.578	2:20.578	11:52:05.800

P10 375 Ward SLUYS				
STOP	IN TIME	STOP TIME	TOTAL TIME	OUT TIME
1 -	11:42:22.574	1:59.895	1:59.895	11:44:22.469

P11 102 Henry ZUMBRINK				
STOP	IN TIME	STOP TIME	TOTAL TIME	OUT TIME
1 -	11:42:16.622	2:20.306	2:20.306	11:44:36.928

P12 350 Ian DONALDSON				
STOP	IN TIME	STOP TIME	TOTAL TIME	OUT TIME
1 -	11:42:33.658	1:32.195	1:32.195	11:44:05.853

P13 369 Aart BOSMAN				
STOP	IN TIME	STOP TIME	TOTAL TIME	OUT TIME
1 -	11:42:19.344	1:22.684	1:22.684	11:43:42.028

P14 309 Dirk SCHULZ				
STOP	IN TIME	STOP TIME	TOTAL TIME	OUT TIME
1 -	11:29:30.799	42.362	42.362	11:30:13.161
2 -	11:45:48.223	1:19.110	2:01.472	11:47:07.333

P15 101 GROUWELS/SNOEKS				
STOP	IN TIME	STOP TIME	TOTAL TIME	OUT TIME
1 -	11:42:34.883	2:21.153	2:21.153	11:44:56.036

P16 170 Kevin RILEY				
STOP	IN TIME	STOP TIME	TOTAL TIME	OUT TIME
1 -	11:29:16.260	1:04.298	1:04.298	11:30:20.558
2 -	11:42:30.885	4:34.676	5:38.974	11:47:05.561

Weather / Track : Cloudy / Dry

Results can be found at www.tsl-timing.com

Brands Hatch GP
Circuit Length = 2.4332 miles
Start: 11:17 Flag 00:00 End: 00:00

Printed - 11:52 Sunday, 13 September 2015