

V-Max Voorjaarsraces by Supercar Madness 2026
Result Supercar Challenge pb Hankook - Race 2
Final result per class Race 2

17 - 19 April 2026
Zandvoort GP - 4259mtr.

Sport Division: Over 5.0 Kg per HP

Pos	Nbr	Name / Team	Car	Gap	Diff	Best Lapttime Km/h	In	Race Time Km/h
1	503	Maarten Baggermans Supreme Motorsport	BMW M3 E46	-- 17 laps --		1:52.093	2	32:19.349
2	502	Rob Nieman Spirit Racing Team	Renault Clio Evo	-- 16 laps --		136.78		134.40
3	501	Chris Voet Traxx Racing Team	Alpine A110	21.448	21.448	1:52.756	3	30:48.264
4	527	Norbert Dekker CP Motorsport	BMW M2 Racing	26.317	4.869	135.98		132.72
5	579	Richard Blom RBM Racing	BMW M2 Racing	1:05.977	39.660	1:55.172	4	31:09.712
6	506	Christian Dijkhof Spirit Racing Team	Renault Clio Evo	1:10.272	4.295	133.13		131.20
						1:54.989	6	31:14.581
						133.34		130.86
						1:56.999	4	31:54.241
						131.05		128.15
						1:56.805	16	31:58.536
						131.26		127.86

Radical Division

Pos	Nbr	Name / Team	Car	Gap	Diff	Best Lapttime Km/h	In	Race Time Km/h
1	77	Mitchell van Dijk Zoet Racing	Radical SR3	-- 18 laps --		1:40.048	5	30:35.390
						153.25		150.36





Car 301 - 5 second time penalty - speeding in the pitlane

Fastest time : 1:39.492 in lap 2 by nbr. 111 : Marlon Birdsall(Marlon Birdsall) (BMW)

Results: www.gefraceresults.com

Timekeeping by : Time Service BV - The Netherlands

Publication-time

Chair of the Stewards  Jan Willem Stoop (KNAF 2892)	Steward  Aart de Wilde (KNAF 4103)	Steward  Martijn Bins (KNAF 5399)	17:00  timeservice.nl
--	---	---	--

Page 2 of 2

V-Max Voorjaarsraces by Supercar Madness 2026

Result Supercar Challenge pb Hankook - Race 2

17 - 19 April 2026

Final result per class Race 2

Zandvoort GP - 4259mtr.

GT Division: Over 3.1 Kg per HP

Pos	Nbr	Name / Team	Car	Gap	Diff	Best Lapttime Km/h	In	Race Time Km/h
1	118	Harry Barton Koopman Racing	BMW M6 GT3	-- 18 laps --		1:40.495 152.57	5	30:48.036 149.33
2	124	Gilles van Houtum Koopman Racing	BMW M6 GT3	8.525	8.525	1:41.157 151.57	3	30:56.561 148.65
3	100	Cor Euser Cor Euser Racing	Marcos LM600 'La Bomba'	43.655	35.130	1:42.715 149.27	5	31:31.691 145.89
4	108	Ted van Vliet JR Motorsport	BMW M6 GT3	1:09.990	26.335	1:43.991 147.44	4	31:58.026 143.88
5	150	Ivar Moens Koopman Racing	BMW M6 GT3	-- 17 laps --		1:45.958 144.70	9	30:50.187 140.87
Not Classified in Class GT			Classification limit (75% of 18 Laps) = 14 Laps					
DNC	111	Marlon Birdsall Koopman Racing	BMW M6 GT3	-- 10 laps --		1:39.492 154.11	2	17:19.940 147.43
DNC	133	Daan Meijer Koopman Racing	BMW M6 GT3	-- 3 laps --		1:42.267 149.93	2	5:22.263 142.73
DNS	149	Cees Wijsman Koopman Racing	BMW M6 GT3					

SuperSport + Division: Over 3.6 Kg per HP

Pos	Nbr	Name / Team	Car	Gap	Diff	Best Lapttime Km/h	In	Race Time Km/h
1	246	Ruud Olij JR Motorsport	BMW M3 F80	-- 18 laps --		1:45.352 145.53	2	32:05.190 143.35
2	273	Berry van Elk Blueberry Racing	BMW M4 GT4 EVO G82	10.043	10.043	1:45.743 145.00	8	32:15.233 142.60
3	226	Valentijn Greven CP Motorsport	BMW M4 GT4 EVO G82	12.844	2.801	1:45.546 145.27	4	32:18.034 142.40
4	224	Thijs Wesseling CP Motorsport	BMW M4 GT4 EVO G82	13.563	0.719	1:45.810 144.91	7	32:18.753 142.35
5	235	Patrick de Vreede Koopman Racing	BMW M4 GT4 EVO G82	-- 17 laps --		1:49.076 140.57	11	31:25.390 138.24
6	236	Nikolaus Pigel Koopman Racing	BMW M4 GT4 EVO G82	43.918	43.918	1:50.655 138.56	8	32:09.308 135.10
7	282	Daaf Steentjes CP Motorsport	AMG GT4	-- 16 laps --		1:48.537 141.26	14	30:51.554 132.49

SuperSport1 Division: Over 4.3 Kg per HP

Pos	Nbr	Name / Team	Car	Gap	Diff	Best Lapttime Km/h	In	Race Time Km/h
1	307	Oscar Gräper Ferry Monster Autosport	Audi TCR	-- 17 laps --		1:46.549 143.90	5	30:41.630 141.53
2	322	Maik Barten Munckhof Racing	BMW M2 Custom	29.384	29.384	1:48.139 141.78	3	31:11.014 139.30
3	302	Fabian Schoonhoven DWS Racing	Cupra TCR	56.372	26.988	1:49.747 139.71	5	31:38.002 137.32
4	301	Dennis de Borst FEBO RACING TEAM	Hyundai Elantra N TCR	1:02.855	6.483	1:46.519 143.94	2	31:44.485 136.86
5	321	Emile Drummen Koopman Racing	BMW M4 GT4 F82	-- 16 laps --		1:53.275 135.36	10	30:54.256 132.30

Fastest time : 1:39.492 in lap 2 by nbr. 111 : Marlon Birdsall(Marlon Birdsall) (BMW)

Results: www.getraceresults.com

Timekeeping by : Time Service BV - The Netherlands

Publication-time

Chair of the Stewards Jan Willem Stoop (KNAF 2892)	Steward Aart de Wilde (KNAF 4103)	Steward Martijn Bins (KNAF 5399)	 Timeservice.nl
---	--	---	--------------------

Page 1 of 2

V-Max Voorjaarsraces by Supercar Madness 2026






Result Supercar Challenge pb Hankook - Race 2

17 - 19 April 2026
Zandvoort GP - 4259mtr.

Final result Race 2

Pos	Nbr	Name / Team	Car	Cls	PIC	Gap	Diff	Best Lapttime Km/h	Best Lap	Race Time Km/h
Not Classified in Class GT										
Classification limit (75% of 18 Laps) = 14 Laps										
DNC	111	Marlon Birdsall Koopman Racing	BMW M6 GT3	GT		-- 10 laps --		1:39.492 154.11	2	17:19.940 147.43
DNC	133	Daan Meijer Koopman Racing	BMW M6 GT3	GT		-- 3 laps --	18.421	1:42.267 149.93	2	5:22.263 142.73
DNS	149	Cees Wijsman Koopman Racing	BMW M6 GT3	GT						

Car 301 - 5 second time penalty - speeding in the pitlane

Fastest time : 1:39.492 in lap 2 by nbr. 111 : Marlon Birdsall(Marlon Birdsall) (BMW)			Publication-time 17:50 
Results: www.getraceresults.com			
Timekeeping by : Time Service BV - The Netherlands			
Chair of the Stewards	Steward	Steward	
Jan Willem Stoop (KNAF 2892) 	Aart de Wilde (KNAF 4103) 	Martijn Bins (KNAF 5399) 	
Page 2 of 2			

V-Max Voorjaarsraces by Supercar Madness 2026

Result Supercar Challenge pb Hankook - Race 2

17 - 19 April 2026
Zandvoort GP - 4259mtr.

Pos	Nbr	Name / Team	Car	Cls	PIC	Gap	Diff	Best Laptime Km/h	Best Lap	Race Time Km/h
1	77	Mitchell van Dijk Zoet Racing	Radical SR3	RAD	1	-- 18 laps --		1:40.048 153.25	5	30:35.390 150.36
2	118	Harry Barton Koopman Racing	BMW M6 GT3	GT	1	12.646	12.646	1:40.495 152.57	5	30:48.036 149.33
3	124	Gilles van Houtum Koopman Racing	BMW M6 GT3	GT	2	21.171	8.525	1:41.157 151.57	3	30:56.561 148.65
4	100	Cor Euser Cor Euser Racing	Marcos LM600 'La Bomba'	GT	3	56.301	35.130	1:42.715 149.27	5	31:31.691 145.89
5	108	Ted van Vliet JR Motorsport	BMW M6 GT3	GT	4	1:22.636	26.335	1:43.991 147.44	4	31:58.026 143.88
6	246	Ruud Olij JR Motorsport	BMW M3 F80	SS+	1	1:29.800	7.164	1:45.352 145.53	2	32:05.190 143.35
7	273	Berry van Elk Blueberry Racing	BMW M4 GT4 EVO G82	SS+	2	1:39.843	10.043	1:45.743 145.00	8	32:15.233 142.60
8	226	Valentijn Greven CP Motorsport	BMW M4 GT4 EVO G82	SS+	3	1:42.644	2.801	1:45.546 145.27	4	32:18.034 142.40
9	224	Thijs Wesseling CP Motorsport	BMW M4 GT4 EVO G82	SS+	4	1:43.363	0.719	1:45.810 144.91	7	32:18.753 142.35
10	307	Oscar Gräper Ferry Monster Autosport	Audi TCR	SS1	1	-- 17 laps --	10.776	1:46.549 143.90	5	30:41.630 141.53
11	150	Ivar Moens Koopman Racing	BMW M6 GT3	GT	5	8.557	8.557	1:45.958 144.70	9	30:50.187 140.87
12	322	Maik Barten Munckhof Racing	BMW M2 Custom	SS1	2	29.384	20.827	1:48.139 141.78	3	31:11.014 139.30
13	235	Patrick de Vreede Koopman Racing	BMW M4 GT4 EVO G82	SS+	5	43.760	14.376	1:49.076 140.57	11	31:25.390 138.24
14	302	Fabian Schoonhoven DWS Racing	Cupra TCR	SS1	3	56.372	12.612	1:49.747 139.71	5	31:38.002 137.32
15	301	Dennis de Borst FEBO RACING TEAM	Hyundai Elantra N TCR	SS1	4	1:02.855	6.483	1:46.519 143.94	2	31:44.485 136.86
16	236	Nikolaus Pigel Koopman Racing	BMW M4 GT4 EVO G82	SS+	6	1:27.678	24.822	1:50.655 138.56	8	32:09.308 135.10
17	503	Maarten Baggermans Supreme Motorsport	BMW M3 E46	SPORT	1	1:37.719	10.041	1:52.093 136.78	2	32:19.349 134.40
18	502	Rob Nieman Spirit Racing Team	Renault Clio Evo	SPORT	2	-- 16 laps --	26.181	1:52.756 135.98	3	30:48.264 132.72
19	282	Daaf Steentjes CP Motorsport	AMG GT4	SS+	7	3.290	3.290	1:48.537 141.26	14	30:51.554 132.49
20	321	Emile Drummen Koopman Racing	BMW M4 GT4 F82	SS1	5	5.992	2.702	1:53.275 135.36	10	30:54.256 132.30
21	501	Chris Voet Traxx Racing Team	Alpine A110	SPORT	3	21.448	15.456	1:55.172 133.13	4	31:09.712 131.20
22	527	Norbert Dekker CP Motorsport	BMW M2 Racing	SPORT	4	26.317	4.869	1:54.989 133.34	6	31:14.581 130.86
23	579	Richard Blom RBM Racing	BMW M2 Racing	SPORT	5	1:05.977	39.660	1:56.999 131.05	4	31:54.241 128.15
24	506	Christian Dijkhof Spirit Racing Team	Renault Clio Evo	SPORT	6	1:10.272	4.295	1:56.805 131.26	16	31:58.536 127.86

Fastest time : 1:39.492 in lap 2 by nbr. 111 : Marlon Birdsall(Marlon Birdsall) (BMW)

Results: www.getraceresults.com

Timekeeping by : Time Service BV - The Netherlands

Publication-time

Chair of the Stewards

Steward

Steward

Jan Willem Stoop (KNAF 2892)

Aart de Wilde (KNAF 4103)

Martijn Bins (KNAF 5399)

Page 1 of 2

