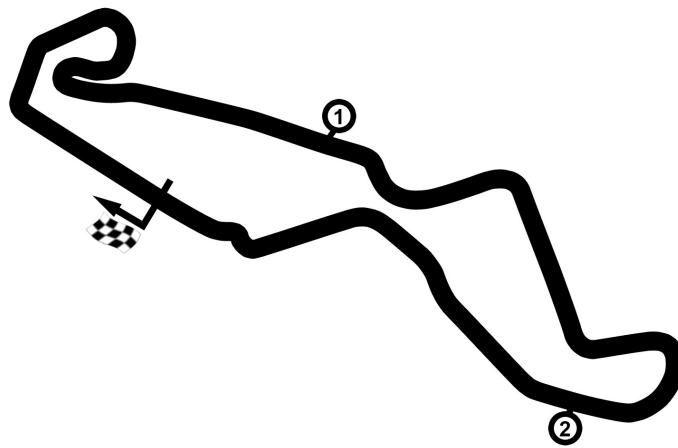




# DTM Assen

## qualifying



**TT Circuit Assen 4555 m**

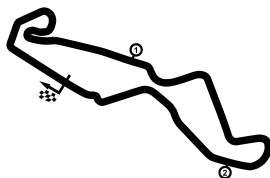
**04. - 06.09.2020**

# DTM Assen

TT Circuit Assen, length 4555 m

04. - 06.09.2020

Supercar Challenge



-Reg.No.: 0309.20.176

## Result qualifying, 05.09.2020

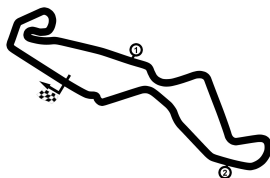
POS.	No.	CL.	Entrant / Licence Driver / Nation / Licence	Team Car	Laps	Besttime	Gap	km/h fastest
1	614	CN	Alain Berg / A1509 (LUX) <b>Alain Berg / LUX / A1509</b> Alex Cascatau / ROU / AOC1026	BS Racing by Baticonsult Norma M230FC	10	<b>1:42.743</b>		159.602
2	611	CN	Sam Dejonghe / 902347 (BEL) <b>Sam Dejonghe / BEL / 902347</b> Tom Boonen / BEL / 913286	Deldiche racing Norma M20FC	10	<b>1:44.113</b>	1.370	157.502
3	621	CN	Luc de Cock / 700070 (BEL) <b>Luc de Cock / BEL / 700070</b> Tim Joosen / BEL / 697392	Deldiche racing Norma M20FC	10	<b>1:44.314</b>	1.571	157.198
4	503	LMP	Max Aschoff / INTD1176300 <b>Max Aschoff / DEU / INTD1176300</b>	EDEKA Aschoff Racing Ginetta Nissan G58	10	<b>1:44.515</b>	1.772	156.896
5	201	SS1	Dennis de Borst / 12482 (NLD) <b>Dennis de Borst / NLD / 12482</b> Lorenzo van Riet / NLD / 37019	Febo Racing Team Hyundai i30N TCR	9	<b>1:46.229</b>	3.486	154.365
6	202	SS1	René Steenmetz / 27711 (NLD) <b>René Steenmetz / NLD / 27711</b>	Ferry Monster Autosport Leon Cupra	10	<b>1:48.346</b>	5.603	151.348
7	264	SS1	Jonas de Kimpe / 906342 (BEL) <b>Jonas de Kimpe / BEL / 906342</b> Priscilla Speelman / NLD / 14013	DK-Racing powered by FMA VW Golf	10	<b>1:48.465</b>	5.722	151.182
8	208	SS1	Ted van Vliet / 34011 (NLD) <b>Ted van Vliet / NLD / 34011</b> Bert van der Zweerde / NLD /	JR Motorsport BMW E92 V8	10	<b>1:48.470</b>	5.727	151.175
9	140	GT	Huub van Eijndhoven / 31818 (NLD) <b>Huub van Eijndhoven / NLD / 31818</b>	JW Race Service Porsche 991 GT3 CUP GEN	11	<b>1:48.591</b>	5.848	151.007
10	250	SS1	Oscar Graper / 40983 (NLD) <b>Oscar Graper / NLD / 40983</b> Henry Zumbrink / NLD / 13771	Gräper Racing powered by f Leon Cupra	10	<b>1:48.654</b>	5.911	150.919
11	222	SS1	Ronald van Loon / 32564 (NLD) <b>Ronald van Loon / NLD / 32564</b> Luuk van Loon / NLD / 26762	Blueberry Racing BMW E46 M3	11	<b>1:49.060</b>	6.317	150.358
12	101	GT	John de Wilde / 910246 (BEL) <b>John De Wilde / BEL / 910246</b>	Speedlover Porsche 991 GT3 CUP GEN	9	<b>1:49.988</b>	7.245	149.089
13	247	SS1	Bob Bau / JA1494 (AUT) <b>Bob Bau / AUT / JA1494</b>	Trenker Aus KTM X Bow	10	<b>1:50.824</b>	8.081	147.964
14	206	SS1	Bart Arendsen / 36472 (NLD) <b>Bart Arendsen / NLD / 36472</b>	Koopman Racing BMW 1 Serie GTR	7	<b>1:52.500</b>	9.757	145.760
15	190	GT	Hein Koopman / 15924 (NLD) <b>Hein Koopman / NLD / 15924</b>	Koopman Racing BMW Z4 GT3	9	<b>1:53.004</b>	10.261	145.110
16	259	SS1	Marcel van de Maat / 32821 (NLD) <b>Marcel van de Maat / NLD / 32821</b>	BS Racing Team BMW E46 GTR	10	<b>1:53.326</b>	10.583	144.698
17	283	SS1	Gerrit Vos / 20172 (NLD) <b>Gerrit Vos / NLD / 20172</b>	Vos Racing KTM X Bow	10	<b>1:54.404</b>	11.661	143.334
18	120	GT	Mario Martlé / 915226 (BEL) <b>Mario Martlé / BEL / 915226</b> Kenneth Linthout / BEL / 915199	Totalplan Racing Lamborghini Super Trofeo	8	<b>1:54.517</b>	11.774	143.193
19	412	S	Danny Wagtmans / 32458 (NLD) <b>Danny Wagtmans / NLD / 32458</b>	Wagtmans Racing Ford Focus Silhouette	9	<b>1:54.923</b>	12.180	142.687
20	401	S	Chris Voet / 901187 (BEL) <b>Chris Voet / BEL / 901187</b> Bart van den Broeck / BEL / 902318	Traxx Racing Team Peugeot RCZ Cup	10	<b>1:57.626</b>	14.883	139.408
21	469	S	Jan Berry Drenth / 35162 (NLD) <b>Jan Berry Drenth / NLD / 35162</b> Martin West / NLD /	Zilhouette Racing Zilhouette	10	<b>1:58.352</b>	15.609	138.553

# DTM Assen

TT Circuit Assen, length 4555 m

04. - 06.09.2020

Supercar Challenge



-Reg.No.: 0309.20.176

## Result qualifying, 05.09.2020

POS.	No.	CL.	Entrant / Licence Driver / Nation / Licence	Team Car	Laps	Besttime	Gap	km/h fastest
22	324	SS2	Peter Guelinckx / 915263 (BEL) <b>Peter Guelinckx / BEL / 915263</b> Stienis Longin / BEL / 901036	PK Carsport BMW M2 CS	8	<b>1:58.356</b>	15.613	138.548
23	410	S	Mark Wieringa / 40036 (NLD) <b>Mark Wieringa / NLD / 40036</b> Max Tubben / NLD / 33495	Zilhouette Racing Zilhouette	9	<b>1:58.476</b>	15.733	138.408
24	498	S	Jack Hokstra / 35166 (NLD) <b>Jack Hokstra / NLD / 35166</b> Pieter de Jong / NLD / 31187	Zilhouette Racing Zilhouette	10	<b>2:00.032</b>	17.289	136.614
25	481	S	Bernard Blaak / <b>Bernard Blaak / NLD / 36251</b> Lars Blaak / NLD / 43047	Zilhouette Racing Zilhouette	9	<b>2:04.541</b>	21.798	131.667
26	425	S	Estella van de Wiel / 36841 (NLD) <b>Estella van de Wiel / NLD / 36841</b> Tom van der Zwet / NLD / 39088	JW Racing Service Seat Ibiza Cupra	7	<b>2:05.105</b>	22.362	131.074
27	460	S	Leonid Protasov / A110010720 ( <b>Leonid Protasov / UKR / A110010720</b>	Protasov Racing BMW 325 Compact E46	9	<b>2:16.406</b>	33.663	120.215

time for qualification: 0.000

**Subject to final scrutineering !**

Issued:

Clerk of the Course:

Timekeeper:

# DTM Assen

TT Circuit Assen, length 4555 m

04. - 06.09.2020

Supercar Challenge



-Reg.No.: 0309.20.176

## Result qualifying for race 2, 05.09.2020

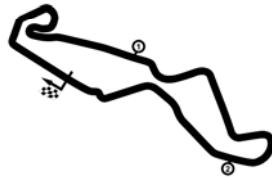
POS.	No.	CL.	Driver, Place	Team Make	Laps	Besttime	Gap	km/h fastest
1	614	CN	Alain Berg / LUX / A1509 Alex Cascatau / ROU / AOC1026	BS Racing by Baticonsult Norma M230FC	10	1:44.042		157.609
2	611	CN	Sam Dejonghe / BEL / 902347 Tom Boonen / BEL / 913286	Deldiche racing Norma M20FC	10	1:44.443	0.401	157.004
3	503	LMP3	Max Aschoff / DEU / INTD1176300 //	EDEKA Aschoff Racing Ginetta Nissan G58	10	1:45.182	1.140	155.901
4	621	CN	Luc de Cock / BEL / 700070 Tim Joosen / BEL / 697392	Deldiche racing Norma M20FC	10	1:45.508	1.466	155.419
5	202	SS1	René Steenmetz / NLD / 27711 //	Ferry Monster Autosport Leon Cupra	10	1:48.479	4.437	151.163
6	201	SS1	Dennis de Borst / NLD / 12482 Lorenzo van Riet / NLD / 37019	Febo Racing Team Hyundai i30N TCR	9	1:48.525	4.483	151.099
7	140	GT	Huub van Eijndhoven / NLD / 31818 //	JW Race Service Porsche 991 GT3 CUP GEN 2	11	1:48.762	4.720	150.770
8	250	SS1	Oscar Graper / NLD / 40983 Henry Zumbrink / NLD / 13771	Gräper Racing powered by FMA Leon Cupra	10	1:49.670	5.628	149.521
9	264	SS1	Jonas de Kimpe / BEL / 906342 Priscilla Speelman / NLD / 14013	DK-Racing powered by FMA VW Golf	10	1:50.095	6.053	148.944
10	101	GT	John De Wilde / BEL / 910246 //	Speedlover Porsche 991 GT3 CUP GEN 2	9	1:50.237	6.195	148.752
11	222	SS1	Ronald van Loon / NLD / 32564 Luuk van Loon / NLD / 26762	Blueberry Racing BMW E46 M3	11	1:51.470	7.428	147.107
12	247	SS1	Bob Bau / AUT / JA1494 //	Trenker Aus KTM X Bow	10	1:51.529	7.487	147.029
13	208	SS1	Ted van Vliet / NLD / 34011 Bert van der Zweerde / NLD /	JR Motorsport BMW E92 V8	10	1:51.816	7.774	146.652
14	190	GT	Hein Koopman / NLD / 15924 //	Koopman Racing BMW Z4 GT3	9	1:53.586	9.544	144.366
15	206	SS1	Bart Arendsen / NLD / 36472 //	Koopman Racing BMW 1 Serie GTR	7	1:54.038	9.996	143.794
16	259	SS1	Marcel van de Maat / NLD / 32821 //	BS Racing Team BMW E46 GTR	10	1:55.746	11.704	141.672
17	412	S	Danny Wagtmans / NLD / 32458 //	Wagtmans Racing Ford Focus Silhouette	9	1:56.349	12.307	140.938
18	120	GT	Mario Martlé / BEL / 915226 Kenneth Linthout / BEL / 915199	Totalplan Racing Lamborghini Super Trofeo	8	1:57.040	12.998	140.106
19	283	SS1	Gerrit Vos / NLD / 20172 //	Vos Racing KTM X Bow	10	1:58.118	14.076	138.827
20	401	S	Chris Voet / BEL / 901187 Bart van den Broeck / BEL / 902318	Traxx Racing Team Peugeot RCZ Cup	10	1:58.307	14.265	138.605
21	324	SS2	Peter Guelinckx / BEL / 915263 Stienis Longin / BEL / 901036	PK Carsport BMW M2 CS	8	1:58.511	14.469	138.367
22	469	S	Jan Berry Drenth / NLD / 35162 Martin West / NLD /	Zilhouette Racing Zilhouette	10	1:59.013	14.971	137.783
23	410	S	Mark Wieringa / NLD / 40036 Max Tubben / NLD / 33495	Zilhouette Racing Zilhouette	9	2:00.491	16.449	136.093
24	498	S	Jack Hokstra / NLD / 35166 Pieter de Jong / NLD / 31187	Zilhouette Racing Zilhouette	10	2:01.077	17.035	135.434
25	481	S	Bernard Blaak / NLD / 36251 Lars Blaak / NLD / 43047	Zilhouette Racing Zilhouette	9	2:06.962	22.920	129.157
26	425	S	Estella van de Wiel / NLD / 36841 Tom van der Zwet / NLD / 39088	JW Racing Service Seat Ibiza Cupra	7	2:07.425	23.383	128.687
27	460	S	Leonid Protasov / UKR / A110010720 //	Protasov Racing BMW 325 Compact E46	9	2:16.854	32.812	119.821

# DTM Assen

TT Circuit Assen, length 4555 m

04. - 06.09.2020

Supercar Challenge



-Reg.No.: 0309.20.176

## Result qualifying for race 2, 05.09.2020

POS.	No.	CL.	Driver, Place	Team Make	Laps	Besttime	Gap	km/h fastest
------	-----	-----	---------------	--------------	------	----------	-----	-----------------

time for qualification: 0.000

**Subject to final scrutineering !**

Issued:

Clerk of the Course:

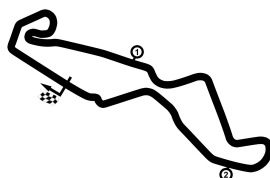
Timekeeper:

# DTM Assen

TT Circuit Assen, length 4555 m

04. - 06.09.2020

Supercar Challenge



## Lap by Lap qualifying, 05.09.2020

-Reg.No.: 0309.20.176

101 John De Wilde , Porsche 991 GT3 CUP GEN 2 GT / BEL															
1	2:22.832	2	1:53.803	3	1:50.237	4	<b>1:49.988</b>	5	1:55.803	6	1:56.917	7	1:50.392	8	1:50.925
pit	2:28.554														

120 Mario Martlé , Lamborghini Super Trofeo GT / BEL															
1	2:58.065	2	2:25.942	3	2:21.635	pit	2:34.323	5	4:16.052	6	1:59.061	7	1:57.040	8	<b>1:48.517</b>

140 Huub van Eijndhoven , Porsche 991 GT3 CUP GEN 2 GT / NLD															
1	2:30.482	2	1:53.308	3	1:50.399	4	1:48.762	5	1:49.438	6	1:48.765	7	1:48.919	8	<b>1:48.591</b>
9	2:33.853	pit	2:06.023	pit	6:12.640										

190 Hein Koopman , BMW Z4 GT3 GT / NLD															
1	2:24.061	2	2:01.981	3	1:58.941	4	1:54.622	5	1:53.586	pit	2:12.401	7	2:59.886	8	1:54.502
9	<b>1:53.004</b>														

201 Dennis de Borst , Hyundai i30N TCR Supersport 1 / NLD															
pit	27:50.172	2	3:28.272	3	1:51.841	4	1:49.752	pit	2:00.700	6	3:23.200	7	1:54.667	8	1:48.525
9	<b>1:46.229</b>														

202 René Steenmetz , Leon Cupra Supersport 1 / NLD															
1	27:01.980	2	1:51.465	3	1:52.088	pit	2:01.772	5	4:04.233	6	1:55.046	7	1:51.241	8	1:50.231
9	<b>1:48.346</b>	10	1:48.479												

206 Bart Arendsen , BMW 1 Serie GTR Supersport 1 / NLD															
pit	27:48.821	2	4:55.793	3	1:54.038	4	<b>1:52.500</b>	pit	2:00.898	6	4:31.244	7	2:01.329		

208 Ted van Vliet , BMW E92 V8 Supersport 1 / NLD															
1	27:52.426	2	2:13.732	3	2:06.509	4	1:59.879	5	1:58.011	6	1:56.739	7	1:54.427	8	1:52.601
9	1:51.816	10	<b>1:48.470</b>												

222 Ronald van Loon , BMW E46 M3 Supersport 1 / NLD															
1	27:44.202	2	1:59.391	3	1:54.849	4	1:53.694	5	1:56.530	6	1:56.800	7	1:51.530	8	1:51.578
9	1:51.470	10	1:52.710	11	<b>1:49.060</b>										

247 Bob Bau , KTM X Bow Supersport 1 / AUT															
1	27:43.944	2	2:06.744	3	2:03.247	4	1:59.607	5	1:56.502	6	1:57.773	7	1:55.631	8	1:54.500
9	1:51.529	10	<b>1:50.824</b>												

250 Oscar Graper , Leon Cupra Supersport 1 / NLD															
1	27:21.401	2	1:54.659	3	1:52.213	4	1:52.296	5	1:51.318	pit	2:03.515	7	2:57.312	8	1:52.473
9	1:49.670	10	<b>1:48.654</b>												

259 Marcel van de Maat , BMW E46 GTR Supersport 1 / NLD															
1	27:30.971	2	1:58.789	3	2:11.012	4	1:55.746	5	1:56.204	6	1:56.424	7	1:56.808	pit	2:26.600
9	3:01.730	10	<b>1:53.326</b>												

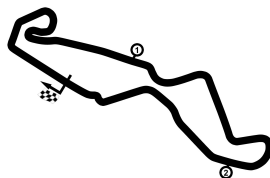
264 Jonas de Kimpe , VW Golf Supersport 1 / BEL															
1	27:29.110	2	2:01.138	3	1:55.973	4	1:53.200	pit	2:02.348	6	3:19.224	7	1:54.791	8	1:53.751
9	1:50.095	10	<b>1:48.465</b>												

# DTM Assen

TT Circuit Assen, length 4555 m

04. - 06.09.2020

Supercar Challenge



-Reg.No.: 0309.20.176

## Lap by Lap qualifying, 05.09.2020

283 Gerrit Vos , KTM X Bow Supersport 1 / NLD															
1	27:50.536	2	2:14.792	3	2:08.919	4	2:07.492	5	2:06.339	6	2:05.191	7	2:04.747	8	2:00.938
9	1:58.118	10	<b>1:54.404</b>												

324 Peter Guelinckx , BMW M2 CS Supersport 2 / BEL															
1	27:13.861	2	1:58.511	3	<b>1:58.356</b>	pit	2:07.680	5	4:21.545	6	2:06.678	7	2:06.336	8	2:05.782

401 Chris Voet , Peugeot RCZ Cup Sport / BEL															
1	28:05.530	pit	2:19.517	3	2:26.980	4	2:05.076	5	2:02.760	6	1:59.927	7	1:59.607	8	1:58.307
9	<b>1:57.626</b>	10	2:15.081												

410 Mark Wieringa , Zilhouette Sport / NLD															
1	28:07.796	2	2:10.223	3	2:07.555	4	2:05.785	pit	2:14.386	6	3:42.583	7	2:02.786	8	2:00.491
9	<b>1:58.476</b>														

412 Danny Wagtmans , Ford Focus Silhouette Sport / NLD															
1	27:46.354	2	2:11.050	pit	2:15.042	4	3:22.201	5	2:06.333	6	2:00.478	7	1:58.100	8	1:56.349
9	<b>1:54.923</b>														

425 Estella van de Wiel , Seat Ibiza Cupra Sport / NLD															
1	27:49.362	2	2:14.065	3	2:08.284	4	2:07.425	5	<b>2:05.105</b>	pit	1:54.715	pit	11:21.921		

460 Leonid Protasov , BMW 325 Compact E46 Sport / UKR															
1	28:32.674	2	2:22.144	3	2:18.376	4	2:16.854	5	2:19.282	6	<b>2:16.406</b>	7	2:16.957	8	2:16.951
9	2:17.545														

469 Jan Berry Drenth , Zilhouette Sport / NLD															
1	27:54.056	2	2:23.491	3	2:09.275	4	2:06.173	5	2:04.847	6	2:05.333	7	2:02.823	8	2:00.257
9	1:59.013	10	<b>1:58.352</b>												

481 Bernard Blaak , Zilhouette Sport / NLD															
1	28:21.737	2	2:24.468	3	2:23.825	4	2:18.749	5	2:16.305	6	2:12.505	7	2:09.584	8	2:06.962
9	<b>2:04.541</b>														

498 Jack Hokstra , Zilhouette Sport / NLD															
1	27:53.444	2	2:15.452	3	2:12.939	4	2:10.982	5	2:06.800	6	2:07.009	7	2:03.975	8	2:02.538
9	2:01.077	10	<b>2:00.032</b>												

503 Max Aschoff , Ginetta Nissan G58 LMP3 / DEU															
1	2:24.290	2	1:50.962	3	1:56.131	4	1:51.580	5	1:58.863	6	1:46.791	7	1:45.736	8	1:49.197
9	<b>1:44.515</b>	10	1:45.182												

611 Sam Dejonghe , Norma M20FC CN / BEL															
1	2:22.673	2	2:02.737	pit	2:07.255	4	3:16.158	5	1:45.996	6	<b>1:44.113</b>	7	1:44.443	8	1:45.925
9	2:02.616	10	1:45.117												

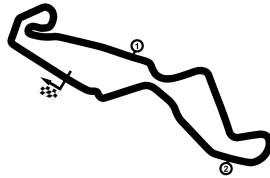
614 Alain Berg , Norma M230FC CN / LUX															
1	2:36.175	2	1:55.152	3	1:51.561	4	1:48.716	pit	2:00.664	6	3:01.799	7	1:44.042	8	<b>1:42.743</b>
9	1:46.996	10	1:49.758												

# DTM Assen

TT Circuit Assen, length 4555 m

04. - 06.09.2020

Supercar Challenge



## Lap by Lap qualifying, 05.09.2020

-Reg.No.: 0309.20.176

621 Luc de Cock , Norma M20FC CN / BEL															
1	2:19.014	2	2:00.437	pit	2:06.250	4	3:05.028	5	1:45.508	6	2:25.257	7	1:51.286	8	1:46.392
9	<b>1:44.314</b>	10	1:45.885												

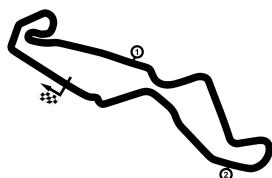


# DTM Assen

TT Circuit Assen, length 4555 m

04. - 06.09.2020

Supercar Challenge



-Reg.No.: 0309.20.176

## Lap Analysis qualifying, 05.09.2020

101 John De Wilde , Porsche 991 GT3 CUP GEN 2 GT / BEL										theoretical besttime: 1:49.593								
Lap	Time	S1	V1	S2	V2	S3	V3	Vmax		Lap	Time	S1	V1	S2	V2	S3	V3	Vmax
1	2:22.832	0.000	192	47.260		28.290		192		6	1:56.917	45.037	223	45.252		26.628		223
2	1:53.803	42.631	223	45.065		26.107		223		7	1:50.392	<b>41.312</b>	223	44.008		25.072		223
3	1:50.237	41.488	222	43.833		24.916		222		8	1:50.925	41.663	224	44.238		25.024		224
4	<b>1:49.988</b>	41.707	<b>224</b>	<b>43.634</b>		<b>24.647</b>		<b>224</b>		9	2:28.554	46.551	164	57.211		0.000		164
5	1:55.803	41.649	224	44.475		29.679		224										

120 Mario Martlé , Lamborghini Super Trofeo GT / BEL										theoretical besttime: 1:54.517								
Lap	Time	S1	V1	S2	V2	S3	V3	Vmax		Lap	Time	S1	V1	S2	V2	S3	V3	Vmax
1	2:58.065	0.000	140	1:05.806		37.822		140		5	4:16.052	2:54.576	152	52.341		29.135		152
2	2:25.942	52.665	219	57.828		35.449		219		6	1:59.061	43.943	229	48.486		26.632		229
3	2:21.635	51.341	219	56.314		33.980		219		7	1:57.040	43.152	<b>230</b>	47.049		26.839		<b>230</b>
4	2:34.323	50.173	220	59.092		0.000		220		8	<b>1:54.517</b>	<b>42.425</b>	230	<b>46.120</b>		<b>25.972</b>		230

140 Huub van Eijndhoven , Porsche 991 GT3 CUP GEN 2 GT / NLD										theoretical besttime: 1:48.094								
Lap	Time	S1	V1	S2	V2	S3	V3	Vmax		Lap	Time	S1	V1	S2	V2	S3	V3	Vmax
1	2:30.482	0.000	169	48.101		26.247		169		7	1:48.919	40.581	225	43.588		24.750		225
2	1:53.308	41.826	224	45.303		26.179		224		8	<b>1:48.591</b>	40.820	225	<b>43.264</b>		<b>24.507</b>		225
3	1:50.399	41.026	<b>226</b>	44.452		24.921		<b>226</b>		9	2:33.853	52.132	142	1:01.316		40.405		142
4	1:48.762	40.781	226	43.286		24.695		226		10	2:06.023	<b>40.323</b>	226	45.289		0.000		226
5	1:49.438	40.847	225	43.718		24.873		225		11	6:12.640	0.000		0.000		0.000		
6	1:48.765	40.927	225	43.303		24.535		225										

190 Hein Koopman , BMW Z4 GT3 GT / NLD										theoretical besttime: 1:52.743								
Lap	Time	S1	V1	S2	V2	S3	V3	Vmax		Lap	Time	S1	V1	S2	V2	S3	V3	Vmax
1	2:24.061	0.000	170	53.297		30.496		170		6	2:12.401	44.330	207	48.410		0.000		207
2	2:01.981	45.594	219	48.505		27.882		219		7	2:59.886	1:47.456	<b>221</b>	46.054		26.376		<b>221</b>
3	1:58.941	43.486	216	47.318		28.137		216		8	1:54.502	42.245	220	45.094		27.163		220
4	1:54.622	43.091	220	45.568		<b>25.963</b>		220		9	<b>1:53.004</b>	<b>42.130</b>	220	<b>44.650</b>		26.224		220
5	1:53.586	42.406	220	44.857		26.323		220										

201 Dennis de Borst , Hyundai i30N TCR Supersport 1 / NLD										theoretical besttime: 1:46.229								
Lap	Time	S1	V1	S2	V2	S3	V3	Vmax		Lap	Time	S1	V1	S2	V2	S3	V3	Vmax
1	27:50.172	0.000	136	57.818		0.000		136		6	3:23.200	2:11.292	<b>207</b>	46.484		25.424		<b>207</b>
2	3:28.272	2:16.070	203	45.770		26.432		203		7	1:54.667	45.921	206	43.802		24.944		206
3	1:51.841	42.666	205	43.512		25.663		205		8	1:48.525	41.621	207	42.822		24.082		207
4	1:49.752	42.080	205	43.171		24.501		205		9	<b>1:46.229</b>	<b>40.934</b>	207	<b>41.681</b>		<b>23.614</b>		207
5	2:00.700	43.082	205	44.112		0.000		205										

202 René Steenmetz , Leon Cupra Supersport 1 / NLD										theoretical besttime: 1:48.276								
Lap	Time	S1	V1	S2	V2	S3	V3	Vmax		Lap	Time	S1	V1	S2	V2	S3	V3	Vmax
1	27:01.980	0.000	201	46.847		26.203		201		6	1:55.046	43.387	205	44.139		27.520		205
2	1:51.465	42.353	203	43.769		25.343		203		7	1:51.241	42.899	206	43.026		25.316		206
3	1:52.088	42.198	202	43.898		25.992		202		8	1:50.231	42.118	<b>207</b>	43.301		24.812		<b>207</b>
4	2:01.772	43.536	203	45.177		0.000		203		9	<b>1:48.346</b>	<b>41.777</b>	205	42.005		<b>24.564</b>		205
5	4:04.233	2:50.193	203	47.470		26.570		203		10	1:48.479	41.870	205	<b>41.935</b>		24.674		205

206 Bart Arendsen , BMW 1 Serie GTR Supersport 1 / NLD										theoretical besttime: 1:52.090								
Lap	Time	S1	V1	S2	V2	S3	V3	Vmax		Lap	Time	S1	V1	S2	V2	S3	V3	Vmax
1	27:48.821	0.000	124	1:02.445		0.000		124		5	2:00.898	43.856	205	44.738		0.000		205
2	4:55.793	3:34.847	129	53.245		27.701		129		6	4:31.244	2:59.463	102	55.760		36.021		102
3	1:54.038	43.960	206	45.041		<b>25.037</b>		206		7	2:01.329	47.012	206	48.055		26.262		206
4	<b>1:52.500</b>	<b>42.356</b>	<b>208</b>	<b>44.697</b>		25.447		<b>208</b>										

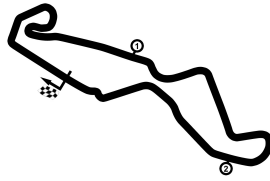
208 Ted van Vliet , BMW E92 V8 Supersport 1 / NLD										theoretical besttime: 1:48.470								
Lap	Time	S1	V1	S2	V2	S3	V3	Vmax		Lap	Time	S1	V1	S2	V2	S3	V3	Vmax
1	27:52.426	0.000	140	57.544		32.320		140		6	1:56.739	44.413	210	46.668		25.658		210
2	2:13.732	50.406	189	53.036		30.290		189		7	1:54.427	43.583	211	45.807		25.037		211
3	2:06.509	47.262	201	50.843		28.404		201		8	1:52.601	42.978	211	44.845		24.778		211
4	1:59.879	45.544	209	47.856		26.479		209		9	1:51.816	43.777	211	43.824		24.215		211

# DTM Assen

TT Circuit Assen, length 4555 m

04. - 06.09.2020

Supercar Challenge



## Lap Analysis qualifying, 05.09.2020

-Reg.No.: 0309.20.176

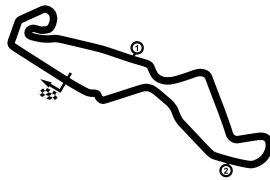
Lap	Time	S1	V1	S2	V2	S3	V3	Vmax	Lap	Time	S1	V1	S2	V2	S3	V3	Vmax
5	1:58.011	44.677	210	47.218		26.116		210	10	<b>1:48.470</b>	<b>41.639</b>	<b>212</b>	<b>42.936</b>		<b>23.895</b>		<b>212</b>

# DTM Assen

TT Circuit Assen, length 4555 m

04. - 06.09.2020

Supercar Challenge



-Reg.No.: 0309.20.176

## Lap Analysis qualifying, 05.09.2020

222 Ronald van Loon , BMW E46 M3 Supersport 1 / NLD										theoretical besttime: 1:49.060								
Lap	Time	S1	V1	S2	V2	S3	V3	Vmax		Lap	Time	S1	V1	S2	V2	S3	V3	Vmax
1	27:44.202	0.000	151	53.370		30.058		151		7	1:51.530	42.878	205	44.124		24.528		205
2	1:59.391	46.498	201	46.839		26.054		201		8	1:51.578	42.439	206	44.307		24.832		206
3	1:54.849	43.957	204	45.490		25.402		204		9	1:51.470	42.169	206	43.725		25.576		206
4	1:53.694	43.357	205	45.238		25.099		205		10	1:52.710	42.576	<b>209</b>	44.784		25.350		<b>209</b>
5	1:56.530	42.902	206	44.551		29.077		206		11	<b>1:49.060</b>	<b>41.610</b>	208	<b>43.205</b>		<b>24.245</b>		208
6	1:56.800	45.570	203	46.234		24.996		203										

247 Bob Bau , KTM X Bow Supersport 1 / AUT										theoretical besttime: 1:50.824								
Lap	Time	S1	V1	S2	V2	S3	V3	Vmax		Lap	Time	S1	V1	S2	V2	S3	V3	Vmax
1	27:43.944	0.000	126	54.228		32.458		126		6	1:57.773	42.805	207	45.707		29.261		207
2	2:06.744	47.365	189	49.546		29.833		189		7	1:55.631	43.472	<b>209</b>	45.701		26.458		<b>209</b>
3	2:03.247	45.276	207	49.264		28.707		207		8	1:54.500	42.876	209	45.465		26.159		209
4	1:59.607	44.386	207	47.696		27.525		207		9	1:51.529	41.842	207	44.157		25.530		207
5	1:56.502	43.195	207	46.411		26.896		207		10	<b>1:50.824</b>	<b>41.726</b>	207	<b>43.649</b>		<b>25.449</b>		207

250 Oscar Graper , Leon Cupra Supersport 1 / NLD										theoretical besttime: 1:48.654								
Lap	Time	S1	V1	S2	V2	S3	V3	Vmax		Lap	Time	S1	V1	S2	V2	S3	V3	Vmax
1	27:21.401	0.000	182	48.790		28.262		182		6	2:03.515	43.547	206	44.179		0.000		206
2	1:54.659	44.233	204	44.966		25.460		204		7	2:57.312	1:46.353	205	45.516		25.443		205
3	1:52.213	42.745	206	44.108		25.360		206		8	1:52.473	42.575	<b>209</b>	44.938		24.960		<b>209</b>
4	1:52.296	42.623	206	44.816		24.857		206		9	1:49.670	41.847	208	42.656		25.167		208
5	1:51.318	42.467	207	43.944		24.907		207		10	<b>1:48.654</b>	<b>41.770</b>	207	<b>42.580</b>		<b>24.304</b>		207

259 Marcel van de Maat , BMW E46 GTR Supersport 1 / NLD										theoretical besttime: 1:53.326								
Lap	Time	S1	V1	S2	V2	S3	V3	Vmax		Lap	Time	S1	V1	S2	V2	S3	V3	Vmax
1	27:30.971	0.000	161	51.558		28.368		161		6	1:56.424	44.837	204	45.635		25.952		204
2	1:58.789	44.552	201	46.910		27.327		201		7	1:56.808	44.377	200	45.719		26.712		200
3	2:11.012	53.086	203	51.276		26.650		203		8	2:26.600	56.912	185	54.499		0.000		185
4	1:55.746	43.419	<b>205</b>	46.095		26.232		<b>205</b>		9	3:01.730	1:48.146	205	47.352		26.232		205
5	1:56.204	43.859	205	45.979		26.366		205		10	<b>1:53.326</b>	<b>42.764</b>	205	<b>44.871</b>		<b>25.691</b>		205

264 Jonas de Kimpe , VW Golf Supersport 1 / BEL										theoretical besttime: 1:48.465								
Lap	Time	S1	V1	S2	V2	S3	V3	Vmax		Lap	Time	S1	V1	S2	V2	S3	V3	Vmax
1	27:29.110	0.000	164	53.519		29.910		164		6	3:19.224	2:05.775	199	47.196		26.253		199
2	2:01.138	47.594	197	47.120		26.424		197		7	1:54.791	43.272	203	44.933		26.586		203
3	1:55.973	44.732	199	45.581		25.660		199		8	1:53.751	43.257	203	44.752		25.742		203
4	1:53.200	43.622	202	44.327		25.251		202		9	1:50.095	42.217	205	42.963		24.915		205
5	2:02.348	43.825	197	45.897		0.000		197		10	<b>1:48.465</b>	<b>41.499</b>	<b>206</b>	<b>42.260</b>		<b>24.706</b>		<b>206</b>

283 Gerrit Vos , KTM X Bow Supersport 1 / NLD										theoretical besttime: 1:54.404								
Lap	Time	S1	V1	S2	V2	S3	V3	Vmax		Lap	Time	S1	V1	S2	V2	S3	V3	Vmax
1	27:50.536	0.000	139	57.567		33.661		139		6	2:05.191	47.194	187	48.987		29.010		187
2	2:14.792	50.490	163	53.806		30.496		163		7	2:04.747	46.981	190	48.619		29.147		190
3	2:08.919	47.501	<b>195</b>	51.081		30.337		<b>195</b>		8	2:00.938	45.681	192	47.601		27.656		192
4	2:07.492	46.719	195	50.456		30.317		195		9	1:58.118	44.546	194	46.084		27.488		194
5	2:06.339	46.420	192	49.873		30.046		192		10	<b>1:54.404</b>	<b>43.278</b>	175	<b>44.731</b>		<b>26.395</b>		175

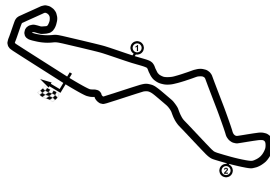
324 Peter Guelinckx , BMW M2 CS Supersport 2 / BEL										theoretical besttime: 1:57.808								
Lap	Time	S1	V1	S2	V2	S3	V3	Vmax		Lap	Time	S1	V1	S2	V2	S3	V3	Vmax
1	27:13.861	0.000	190	48.612		27.247		190		5	4:21.545	3:03.395	193	49.180		28.970		193
2	1:58.511	45.755	192	<b>46.460</b>		<b>26.296</b>		192		6	2:06.678	48.198	<b>195</b>	50.468		28.012		<b>195</b>
3	<b>1:58.356</b>	<b>45.052</b>	194	46.961		26.343		194		7	2:06.336	47.857	193	49.748		28.731		193
4	2:07.680	45.271	193	46.941		0.000		193		8	2:05.782	47.807	194	49.632		28.343		194

# DTM Assen

TT Circuit Assen, length 4555 m

04. - 06.09.2020

Supercar Challenge



-Reg.No.: 0309.20.176

## Lap Analysis qualifying, 05.09.2020

401 Chris Voet , Peugeot RCZ Cup Sport / BEL										theoretical besttime: 1:57.208								
Lap	Time	S1	V1	S2	V2	S3	V3	Vmax		Lap	Time	S1	V1	S2	V2	S3	V3	Vmax
1	28:05.530	0.000	170	57.209		32.819		170		6	1:59.927	45.776	185	47.042		27.109		185
2	2:19.517	49.440	182	51.580		0.000		182		7	1:59.607	45.712	185	47.111		26.784		185
3	2:26.980	1:07.564	183	50.512		28.904		183		8	1:58.307	45.266	185	<b>45.835</b>		27.206		185
4	2:05.076	47.453	184	49.151		28.472		184		9	<b>1:57.626</b>	<b>44.901</b>	<b>187</b>	46.253		<b>26.472</b>		<b>187</b>
5	2:02.760	47.042	184	48.245		27.473		184		10	2:15.081	49.138	163	53.138		32.805		163

410 Mark Wieringa , Zilhouette Sport / NLD										theoretical besttime: 1:58.476								
Lap	Time	S1	V1	S2	V2	S3	V3	Vmax		Lap	Time	S1	V1	S2	V2	S3	V3	Vmax
1	28:07.796	0.000	145	55.582		34.542		145		6	3:42.583	2:25.656	168	49.714		27.213		168
2	2:10.223	49.758	172	51.111		29.354		172		7	2:02.786	47.289	174	47.778		27.719		174
3	2:07.555	48.791	174	50.205		28.559		174		8	2:00.491	46.335	<b>176</b>	47.472		26.684		<b>176</b>
4	2:05.785	47.851	175	49.835		28.099		175		9	<b>1:58.476</b>	<b>45.800</b>	175	<b>46.096</b>		<b>26.580</b>		175
5	2:14.386	48.304	173	49.644		0.000		173										

412 Danny Wagtmans , Ford Focus Silhouette Sport / NLD										theoretical besttime: 1:54.923								
Lap	Time	S1	V1	S2	V2	S3	V3	Vmax		Lap	Time	S1	V1	S2	V2	S3	V3	Vmax
1	27:46.354	0.000	119	58.502		34.729		119		6	2:00.478	46.691	182	47.430		0.000		182
2	2:11.050	51.997	179	50.521		28.532		179		7	1:58.100	45.487	<b>184</b>	46.477		26.136		<b>184</b>
3	2:15.042	47.972	181	52.706		0.000		181		8	1:56.349	45.002	183	45.284		26.063		183
4	3:22.201	2:06.333	181	48.821		27.047		181		9	<b>1:54.923</b>	<b>44.573</b>	184	<b>44.582</b>		<b>25.768</b>		184
5	2:06.333	47.303	180	51.375		27.655		180										

425 Estella van de Wiel , Seat Ibiza Cupra Sport / NLD										theoretical besttime:								
Lap	Time	S1	V1	S2	V2	S3	V3	Vmax		Lap	Time	S1	V1	S2	V2	S3	V3	Vmax
1	27:49.362	0.000		0.000		0.000				5	<b>2:05.105</b>	0.000		0.000		0.000		
2	2:14.065	0.000		0.000		0.000				6	1:54.715	0.000		0.000		0.000		
3	2:08.284	0.000		0.000		0.000				7	11:21.921	0.000		0.000		0.000		
4	2:07.425	0.000		0.000		0.000												

460 Leonid Protasov , BMW 325 Compact E46 Sport / UKR										theoretical besttime:								
Lap	Time	S1	V1	S2	V2	S3	V3	Vmax		Lap	Time	S1	V1	S2	V2	S3	V3	Vmax
1	28:32.674	0.000		0.000		0.000				6	<b>2:16.406</b>	0.000		0.000		0.000		
2	2:22.144	0.000		0.000		0.000				7	2:16.957	0.000		0.000		0.000		
3	2:18.376	0.000		0.000		0.000				8	2:16.951	0.000		0.000		0.000		
4	2:16.854	0.000		0.000		0.000				9	2:17.545	0.000		0.000		0.000		
5	2:19.282	0.000		0.000		0.000												

469 Jan Berry Drenth , Zilhouette Sport / NLD										theoretical besttime: 1:58.281								
Lap	Time	S1	V1	S2	V2	S3	V3	Vmax		Lap	Time	S1	V1	S2	V2	S3	V3	Vmax
1	27:54.056	0.000	158	55.904		32.429		158		6	2:05.333	47.842	172	49.437		28.054		172
2	2:23.491	51.050	174	1:00.904		31.537		174		7	2:02.823	47.198	<b>176</b>	48.028		27.597		<b>176</b>
3	2:09.275	49.305	169	50.976		28.994		169		8	2:00.257	46.163	175	46.918		27.176		175
4	2:06.173	48.395	174	49.251		28.527		174		9	1:59.013	<b>45.319</b>	173	46.809		26.885		173
5	2:04.847	47.785	175	48.991		28.071		175		10	<b>1:58.352</b>	45.390	175	<b>46.419</b>		<b>26.543</b>		175

481 Bernard Blaak , Zilhouette Sport / NLD										theoretical besttime: 2:04.541								
Lap	Time	S1	V1	S2	V2	S3	V3	Vmax		Lap	Time	S1	V1	S2	V2	S3	V3	Vmax
1	28:21.737	0.000	160	58.642		34.483		160		6	2:12.505	50.861	174	52.617		29.027		174
2	2:24.468	54.203	171	56.886		33.379		171		7	2:09.584	50.076	<b>175</b>	51.085		28.423		<b>175</b>
3	2:23.825	52.839	173	58.854		32.132		173		8	2:06.962	48.821	<b>174</b>	50.156		27.985		174
4	2:18.749	53.628	169	54.077		31.044		169		9	<b>2:04.541</b>	<b>48.008</b>	175	<b>48.769</b>		<b>27.764</b>		175
5	2:16.305	52.509	160	54.548		29.248		160										

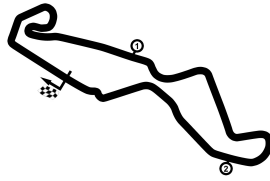
498 Jack Hokstra , Zilhouette Sport / NLD										theoretical besttime: 2:00.032								
Lap	Time	S1	V1	S2	V2	S3	V3	Vmax		Lap	Time	S1	V1	S2	V2	S3	V3	Vmax
1	27:53.444	0.000	153	56.418		32.432		153		6	2:07.009	48.192	177	50.097		28.720		177
2	2:15.452	51.281	172	53.413		30.758		172		7	2:03.975	47.722	178	48.643		27.610		178
3	2:12.939	50.399	172	52.300		30.240		172		8	2:02.538	47.013	177	48.138		27.387		177
4	2:10.982	49.436	174	52.569		28.977		174		9	2:01.077	46.762	177	47.303		27.012		177

# DTM Assen

TT Circuit Assen, length 4555 m

04. - 06.09.2020

Supercar Challenge



## Lap Analysis qualifying, 05.09.2020

-Reg.No.: 0309.20.176

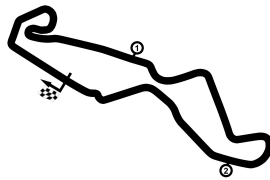
Lap	Time	S1	V1	S2	V2	S3	V3	Vmax	Lap	Time	S1	V1	S2	V2	S3	V3	Vmax
5	2:06.800	48.446	<b>181</b>	50.049		28.305		<b>181</b>	10	<b>2:00.032</b>	<b>46.199</b>	179	<b>47.144</b>		<b>26.689</b>		179

# DTM Assen

TT Circuit Assen, length 4555 m

04. - 06.09.2020

Supercar Challenge



-Reg.No.: 0309.20.176

## Lap Analysis qualifying, 05.09.2020

503 Max Aschoff , Ginetta Nissan G58 LMP3 / DEU										theoretical besttime: 1:44.018							
Lap	Time	S1	V1	S2	V2	S3	V3	Vmax	Lap	Time	S1	V1	S2	V2	S3	V3	Vmax
1	2:24.290	0.000	183	47.782		29.382		183	6	1:46.791	40.587	<b>234</b>	41.991		24.213		<b>234</b>
2	1:50.962	43.089	231	43.372		24.501		231	7	1:45.736	40.235	234	41.532		23.969		234
3	1:56.131	<b>39.711</b>	232	50.713		25.707		232	8	1:49.197	40.732	233	43.399		25.066		233
4	1:51.580	41.686	233	43.090		26.804		233	9	<b>1:44.515</b>	39.877	233	<b>41.109</b>		23.529		233
5	1:58.863	44.775	192	48.416		25.672		192	10	1:45.182	40.213	233	41.771		<b>23.198</b>		233

611 Sam Dejonghe , Norma M20FC CN / BEL										theoretical besttime: 1:44.113							
Lap	Time	S1	V1	S2	V2	S3	V3	Vmax	Lap	Time	S1	V1	S2	V2	S3	V3	Vmax
1	2:22.673	0.000	187	55.490		29.803		187	6	<b>1:44.113</b>	<b>40.031</b>	212	<b>40.451</b>		<b>23.631</b>		212
2	2:02.737	46.316	209	48.127		28.294		209	7	1:44.443	40.262	213	40.512		23.669		213
3	2:07.255	43.772	211	46.133		0.000		211	8	1:45.925	40.379	212	41.107		24.439		212
4	3:16.158	2:07.282	<b>213</b>	43.280		25.596		<b>213</b>	9	2:02.616	45.384	168	51.899		25.333		168
5	1:45.996	40.797	212	41.449		23.750		212	10	1:45.117	40.313	212	40.998		23.806		212

614 Alain Berg , Norma M230FC CN / LUX										theoretical besttime: 1:42.451							
Lap	Time	S1	V1	S2	V2	S3	V3	Vmax	Lap	Time	S1	V1	S2	V2	S3	V3	Vmax
1	2:36.175	0.000	162	51.177		30.316		162	6	3:01.799	1:52.201	211	42.313		27.285		211
2	1:55.152	44.405	204	44.960		25.787		204	7	1:44.042	41.577	<b>216</b>	<b>39.327</b>		23.138		<b>216</b>
3	1:51.561	42.220	210	43.525		25.816		210	8	<b>1:42.743</b>	<b>40.281</b>	215	39.619		<b>22.843</b>		215
4	1:48.716	41.356	209	42.720		24.640		209	9	1:46.996	40.515	215	42.180		24.301		215
5	2:00.664	42.104	209	43.848		0.000		209	10	1:49.758	41.416	213	43.491		24.851		213

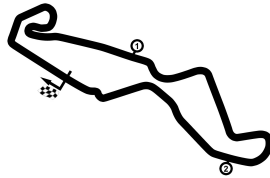
621 Luc de Cock , Norma M20FC CN / BEL										theoretical besttime: 1:44.212							
Lap	Time	S1	V1	S2	V2	S3	V3	Vmax	Lap	Time	S1	V1	S2	V2	S3	V3	Vmax
1	2:19.014	0.000	194	50.150		29.197		194	6	2:25.257	40.513	212	41.488		1:03.256		212
2	2:00.437	44.773	205	47.639		28.025		205	7	1:51.286	43.987	211	42.737		24.562		211
3	2:06.250	44.012	209	47.318		0.000		209	8	1:46.392	40.210	212	41.548		24.634		212
4	3:05.028	1:57.907	<b>212</b>	42.653		24.468		<b>212</b>	9	<b>1:44.314</b>	40.005	212	<b>40.746</b>		23.563		212
5	1:45.508	40.613	212	41.373		<b>23.522</b>		212	10	1:45.885	<b>39.944</b>	212	41.663		24.278		212

# DTM Assen

TT Circuit Assen, length 4555 m

04. - 06.09.2020

Supercar Challenge



## Topspeed qualifying, 05.09.2020

-Reg.No.: 0309.20.176

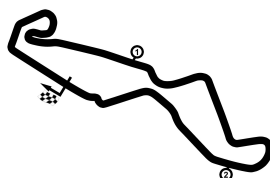
Car No.	Driver	Make	Speed km/h
503	Max Aschoff	Ginetta Nissan G58	234
120	Mario Martlé	Lamborghini Super Trofeo	230
140	Huib van Eijndhoven	Porsche 991 GT3 CUP GEN 2	226
101	John De Wilde	Porsche 991 GT3 CUP GEN 2	224
190	Hein Koopman	BMW Z4 GT3	221
614	Alain Berg	Norma M230FC	216
611	Sam Dejonghe	Norma M20FC	213
208	Ted van Vliet	BMW E92 V8	212
621	Luc de Cock	Norma M20FC	212
222	Ronald van Loon	BMW E46 M3	209
250	Oscar Graper	Leon Cupra	209
247	Bob Bau	KTM X Bow	209
206	Bart Arendsen	BMW 1 Serie GTR	208
202	René Steenmetz	Leon Cupra	207
201	Dennis de Borst	Hyundai i30N TCR	207
264	Jonas de Kimpe	VW Golf	206
259	Marcel van de Maat	BMW E46 GTR	205
324	Peter Guelinckx	BMW M2 CS	195
283	Gerrit Vos	KTM X Bow	195
401	Chris Voet	Peugeot RCZ Cup	187
412	Danny Wagtmans	Ford Focus Silhouette	184
498	Jack Hokstra	Zilhouette	181
410	Mark Wieringa	Zilhouette	176
469	Jan Berry Drenth	Zilhouette	176
481	Bernard Blaak	Zilhouette	175
460	Leonid Protasov	BMW 325 Compact E46	----
425	Estella van de Wiel	Seat Ibiza Cupra	----

# DTM Assen

TT Circuit Assen, length 4555 m

04. - 06.09.2020

Supercar Challenge



-Reg.No.: 0309.20.176

## Best Sector Times qualifying

Pos.	sector 1			sector 2			sector 3			theoretical and best lap time				
	No	Driver	Time	No	Driver	Time	No	Driver	Time	No	Driver	theoretical	Best	Pos
1	503	Aschoff M.	39.711	614	Berg-Cascatau	39.327	614	Berg-Cascatau	22.843	614	Berg-Cascatau	1:42.451	1:42.743	1
2	621	de Cock-Joosen	39.944	611	Dejonghe-Boonen	40.451	503	Aschoff M.	23.198	503	Aschoff M.	1:44.018	1:44.515	4
3	611	Dejonghe-Boonen	40.031	621	de Cock-Joosen	40.746	621	de Cock-Joosen	23.522	611	Dejonghe-Boonen	1:44.113	1:44.113	2
4	614	Berg-Cascatau	40.281	503	Aschoff M.	41.109	201	de Borst-van Riet	23.614	621	de Cock-Joosen	1:44.212	1:44.314	3
5	140	van Eijndhoven H.	40.323	201	de Borst-van Riet	41.681	611	Dejonghe-Boonen	23.631	201	de Borst-van Riet	1:46.229	1:46.229	5
6	201	de Borst-van Riet	40.934	202	Steenmetz R.	41.935	208	van Vliet-van der Zw	23.895	140	van Eijndhoven H.	1:48.094	1:48.591	9
7	101	De Wilde J.	41.312	264	de Kimpe-Speelman	42.260	222	van Loon-van Loon	24.245	202	Steenmetz R.	1:48.276	1:48.346	6
8	264	de Kimpe-Speelman	41.499	250	Graper-Zumbrink	42.580	250	Graper-Zumbrink	24.304	264	de Kimpe-Speelman	1:48.465	1:48.465	7
9	222	van Loon-van Loon	41.610	208	van Vliet-van der Zw	42.936	140	van Eijndhoven H.	24.507	208	van Vliet-van der Zw	1:48.470	1:48.470	8
10	208	van Vliet-van der Zw	41.639	222	van Loon-van Loon	43.205	202	Steenmetz R.	24.564	250	Graper-Zumbrink	1:48.654	1:48.654	10
11	247	Bau B.	41.726	140	van Eijndhoven H.	43.264	101	De Wilde J.	24.647	222	van Loon-van Loon	1:49.060	1:49.060	11
12	250	Graper-Zumbrink	41.770	101	De Wilde J.	43.634	264	de Kimpe-Speelman	24.706	101	De Wilde J.	1:49.593	1:49.988	12
13	202	Steenmetz R.	41.777	247	Bau B.	43.649	206	Arendsen B.	25.037	247	Bau B.	1:50.824	1:50.824	13
14	190	Koopman H.	42.130	412	Wagtman D.	44.582	247	Bau B.	25.449	206	Arendsen B.	1:52.090	1:52.500	14
15	206	Arendsen B.	42.356	190	Koopman H.	44.650	259	van de Maat M.	25.691	190	Koopman H.	1:52.743	1:53.004	15
16	120	Martlé-Linthout	42.425	206	Arendsen B.	44.697	412	Wagtman D.	25.768	259	van de Maat M.	1:53.326	1:53.326	16
17	259	van de Maat M.	42.764	283	Vos G.	44.731	190	Koopman H.	25.963	283	Vos G.	1:54.404	1:54.404	17
18	283	Vos G.	43.278	259	van de Maat M.	44.871	120	Martlé-Linthout	25.972	120	Martlé-Linthout	1:54.517	1:54.517	18
19	412	Wagtman D.	44.573	401	Voet-van den Broeck	45.835	324	Guelinckx-Longin	26.296	412	Wagtman D.	1:54.923	1:54.923	19
20	401	Voet-van den Broeck	44.901	410	Wieringa-Tubben	46.096	283	Vos G.	26.395	401	Voet-van den Broeck	1:57.208	1:57.626	20
21	324	Guelinckx-Longin	45.052	120	Martlé-Linthout	46.120	401	Voet-van den Broeck	26.472	324	Guelinckx-Longin	1:57.808	1:58.356	22
22	469	Drenth-West	45.319	469	Drenth-West	46.419	469	Drenth-West	26.543	469	Drenth-West	1:58.281	1:58.352	21
23	410	Wieringa-Tubben	45.800	324	Guelinckx-Longin	46.460	410	Wieringa-Tubben	26.580	410	Wieringa-Tubben	1:58.476	1:58.476	23
24	498	Hokstra-de Jong	46.199	498	Hokstra-de Jong	47.144	498	Hokstra-de Jong	26.689	498	Hokstra-de Jong	2:00.032	2:00.032	24
25	481	Blaak-Blaak	48.008	481	Blaak-Blaak	48.769	481	Blaak-Blaak	27.764	481	Blaak-Blaak	2:04.541	2:04.541	25
26	425	van de Wiel-van der ;	0.000	425	van de Wiel-van der ;	0.000	425	van de Wiel-van der ;	0.000	425	van de Wiel-van der ;	0.000	2:05.105	26
27	460	Protasov L.	0.000	460	Protasov L.	0.000	460	Protasov L.	0.000	460	Protasov L.	0.000	2:16.406	27

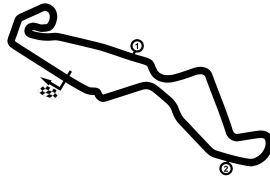


# DTM Assen

TT Circuit Assen, length 4555 m

04. - 06.09.2020

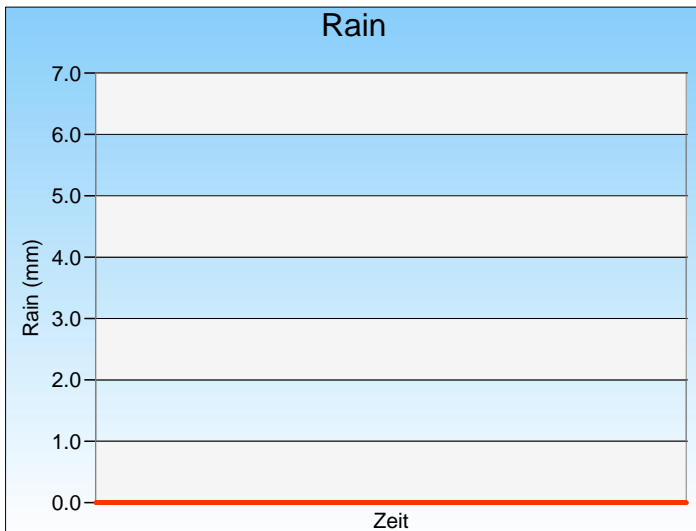
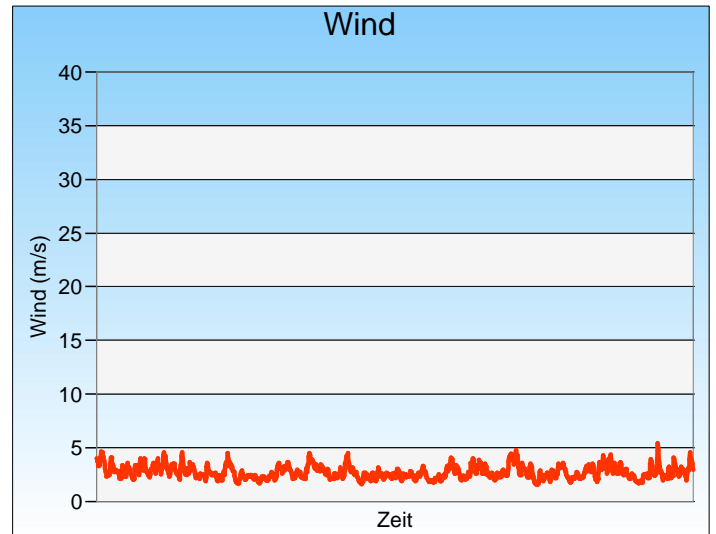
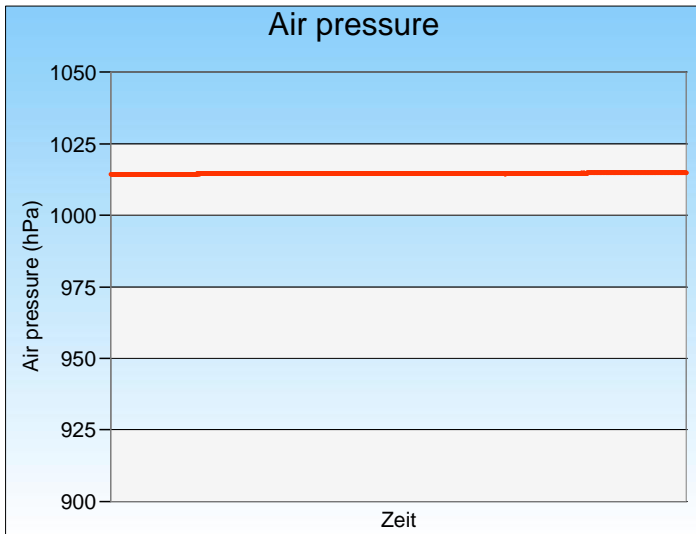
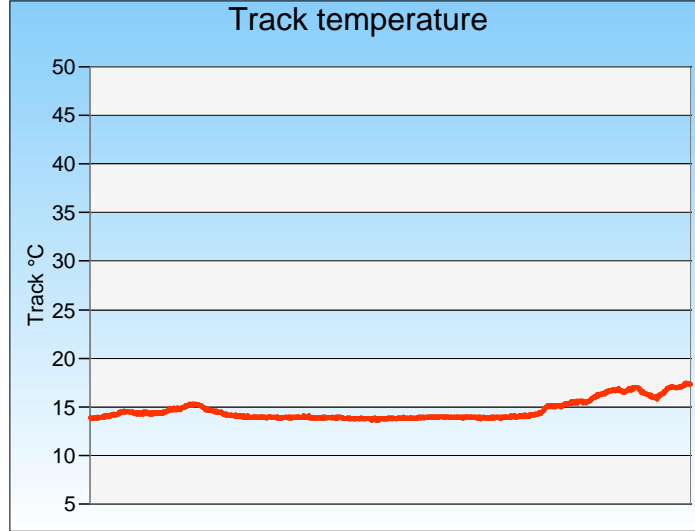
Supercar Challenge



## Weather qualifying

-Reg.No.: 0309.20.176

05.09.2020, 08:25:00 - 9:10:00



Weather:

