



# SPA RACING FESTIVAL

## SUPERCAR CHALLENGE + GT&PROTO

### Results Booklet





# SUPERCAR CHALLENGE + GT&PROTO


## SPA RACING FESTIVAL

### FREE PRACTICE 1

### Classification

Nr. Drivers	Team	Car	Cl	Time	Lap Total	Gap	Kph
1496 T. GRAY / A. BERG	VR Motorsport	PRAGA R1T	CN	<b>2:21.846</b>	11 13	- -	177.8
2265 S. PFEIFER	Powermotorsports	NORMA V8	LMP3	<b>2:22.253</b>	11 13	+0.407 +0.407	177.2
3212 J. LEQUEUX / J. UEBERECKEN	Prime Racing	GINETTA Nissan G57	LMP3	<b>2:22.980</b>	4 10	+1.134 +0.727	176.3
4410 S. LEANEY / N. PRIMROSE	Tim Gray Motorsport	NORMA M230FC	CN	<b>2:24.686</b>	11 13	+2.840 +1.706	174.3
5213 M. ASCHOFF / R. ASCHOFF	EDEKA Aschoff Racing	GINETTA Nissan G58	LMP3	<b>2:25.212</b>	9 10	+3.366 +0.526	173.6
6124 O. FREYMUTH	Oliver Freymuth	LAMBORGHINI Super Trophéo	SGT	<b>2:26.512</b>	7 12	+4.666 +1.300	172.1
7190 E. GROUWELS	Race Art	PORSCHE 991 Gen II	GT	<b>2:27.482</b>	12 14	+5.636 +0.970	171.0
8118 F. DULLAART / N. LANGEVELD	Certainty Racing	PORSCHE 991 GT3 Cup	GT	<b>2:28.945</b>	13 13	+7.099 +1.463	169.3
9111 W. SLUYS / B. SCHOUTEN	JR Motorsport	BMW M4 Silhouette	GT	<b>2:29.040</b>	5 11	+7.194 +0.095	169.2
10180 C. CEYISAKAR / J. VAN HOOYDONCK	Go Motorsports by DVB	PORSCHE 991 GT3 Cup	GT	<b>2:29.098</b>	6 13	+7.252 +0.058	169.1
11182 K. WAUTERS / K. WAUTERS	DVB Racing bvba	PORSCHE 991 GT3 Cup	GT	<b>2:29.587</b>	11 12	+7.741 +0.489	168.6
12126 J. JANSEN	JJ Racing	PORSCHE 997 Cup	GT	<b>2:30.026</b>	5 9	+8.180 +0.439	168.1
13188 J. DE WILDE	Speedlover	PORSCHE 991 GT3 Cup	GT	<b>2:30.520</b>	7 13	+8.674 +0.494	167.5
14189 R. GROUWELS	Race Art	PORSCHE 991 Gen II	GT	<b>2:30.567</b>	8 12	+8.721 +0.047	167.5
15107 D. MEIJER	BODA Racing	PORSCHE 991 GT3 Cup	GT	<b>2:30.886</b>	11 13	+9.040 +0.319	167.1
16108 M. LANTING	JR Motorsport	BMW M3 GTMR	GT	<b>2:31.096</b>	13 13	+9.250 +0.210	166.9
17473 A. BERG	Alain Berg	RADICAL SR8	CN	<b>2:31.314</b>	9 13	+9.468 +0.218	166.6
18199 M. VERHAGEN / W. MEIJER	JR Motorsport	BMW M4 Silhouette 3.2	GT	<b>2:31.605</b>	9 12	+9.759 +0.291	166.3
19430 A. PUBRICK / D. BRISE	ALP Racing	SAKER Rap X	CN	<b>2:32.137</b>	5 11	+10.291 +0.532	165.7
20181 C. OGUZHAN	Go Motorsports by DVB	PORSCHE 991 GT3 Cup	GT	<b>2:32.233</b>	6 12	+10.387 +0.096	165.6
21186 W. MEULDERS / R. RENMANS	Speedlover	PORSCHE 991 GT3 Cup	GT	<b>2:32.972</b>	13 13	+11.126 +0.739	164.8
22202 R. STEENMETZ	Ferry Monster Autosport	Leon Cupra TCR	SS1	<b>2:34.978</b>	7 13	+13.132 +2.006	162.7
23201 D. DE BORST / S. VAN OORD	Febco Racing Team	Leon Cupra TCR	SS1	<b>2:35.367</b>	12 14	+13.521 +0.389	162.3
24511 D. VAN DONGEN	BlueBerry Racing	PRAGA R1	SR3	<b>2:35.761</b>	10 13	+13.915 +0.394	161.9
25246 R. OLIJ	Stichting Euro Autosport	BMW E92 M3	SS1	<b>2:37.046</b>	7 10	+15.200 +1.285	160.6
26203 S. POLDERMAN	Ferry Monster Autosport	Leon Cupra TCR	SS1	<b>2:37.076</b>	4 6	+15.230 +0.030	160.5
27259 M. VAN DE MAAT / P. SCHREURS	BS Racing Team	BMW E46 GTR	SS1	<b>2:37.686</b>	11 13	+15.840 +0.610	159.9
28222 R. VAN LOON / L. VAN LOON	Blueberry Racing	BMW E46 M3	SS1	<b>2:38.375</b>	10 12	+16.529 +0.689	159.2
29208 T. VAN VLIET	JR Motorsport	BMW E92 V8	SS1	<b>2:39.766</b>	13 13	+17.920 +1.391	157.8
30264 J. DE KIMPE	DK-Racing powered by FMA	VW Golf TCR	SS1	<b>2:40.107</b>	4 4	+18.261 +0.341	157.5
31514 A. BOULTON / A. BERG	VR Motorsport	RADICAL SR3	SR3	<b>2:40.111</b>	8 10	+18.265 +0.004	157.5
32245 R. VAN DEN BERG / B. VAN DEN BERG	Harders Plaza	BMW E90	SS1	<b>2:40.590</b>	5 10	+18.744 +0.479	157.0
33109 D. SCHULZ	Topper Team	PORSCHE 991 GT3 Cup	GT	<b>2:44.802</b>	6 10	+22.956 +4.212	153.0
34323 E. DRUMMEN / R. FRIEDERICH	DRDO	BMW	SS2	<b>2:46.263</b>	6 12	+24.417 +1.461	151.7
35402 R. NIEMAN	Spirit Racing	RENAULT Clio 1.6 Turbo	SD	<b>2:48.012</b>	12 13	+26.166 +1.749	150.1
36318 C. EUSER	DRDO	BMW M3	SS2	<b>2:48.234</b>	6 8	+26.388 +0.222	149.9
37324 J. VERHOEVEN / J. VERHOEVEN	DRDO	BMW Compact	SS2	<b>2:49.334</b>	5 6	+27.488 +1.100	148.9
38321 R. DULLAART	DRDO	BMW M3	SS2	<b>2:49.812</b>	8 10	+27.966 +0.478	148.5
39404 B. DROST	Spirit Racing	RENAULT Clio 1.6 Turbo	SD	<b>2:51.603</b>	12 12	+29.757 +1.791	146.9
40403 J. VAN DER VOORT / S. VAN DER SLOOT	Kustlicht	ALFA 147	SD	<b>2:51.675</b>	9 9	+29.829 +0.072	146.9
41322 S. DULLAART	DRDO	BMW M3	SS2	<b>2:52.411</b>	4 9	+30.565 +0.736	146.2
42326 A. SEINEN	DRDO	BMW 130i	SS2	<b>2:52.496</b>	13 13	+30.650 +0.085	146.2
43450 . TBA		Renault Clio		<b>2:53.673</b>	8 11	+31.827 +1.177	145.2
44499 R. NIEMAN	Spirit Racing	RENAULT Clio		<b>2:53.753</b>	6 11	+31.907 +0.080	145.1
45401 C. VOET / B. VAN DEN BROECK	Traxx Racing Team	PEUGEOT RCZ Cup	SD	<b>2:53.937</b>	8 11	+32.091 +0.184	145.0
46346 R. SNEL	Koopman Racing	BMW E36	SS2	<b>2:55.478</b>	3 4	+33.632 +1.541	143.7
47325 J. VAN STEE	DRDO	BMW 130i	SS2	<b>2:56.706</b>	9 11	+34.860 +1.228	142.7
48347 F. VAN DUIN / T. VAN DUIN / C. VAN DUIN	Koopman Racing	BMW M3 Cup	SS2	<b>2:57.294</b>	13 13	+35.448 +0.588	142.2
49444 P. EHLERT	RDS Racing	RENAULT Clio RS 3	SD	<b>2:57.642</b>	6 11	+35.796 +0.348	141.9
50218 C. LUBBERS / A. RUITENBEEK	DRDO	BMW GTR	SS1	<b>3:02.572</b>	2 2	+40.726 +4.930	138.1
51411 H. KOLENAAR	DRDO	MAZDA MX5	SD	<b>3:03.606</b>	6 12	+41.760 +1.034	137.3
52409 H. CREEMERS / R. VAN STEEN	DRDO	BMW E36	SD	<b>3:06.126</b>	7 10	+44.280 +2.520	135.5
53187 V. DESPRIET	Speedlover	PORSCHE 991 GT3 Cup	GT	<b>5:40.797</b>	2 2-3:18.9512:34.671		74.0
54106 B. HERBER	BODA Racing	PORSCHE 991 Gen II	GT				
55229 J. SCHELL	Pegasus Racing	GINETTA G57	LMP3				
56266 M. VEELS / J. VAN DER ENDE	JW Raceservice	SEAT Sport Leon Cup Racer	SS1		5		
57293 M. BAKKER / J. IBRAN PARDO	BE Motorsport	LIGIER LMP3	LMP3				
58327 P. VAN DER HAM	DRDO	BMW M3 E46	SS2				
59355 P. DE VREDEE / R. DE LEEUW	Brightfiber de Vreede/ de Leeuw	BMW E46 M3	SS2				
60381 N. DELENCRE	Why Not Pitstop Racing Events	PEUGEOT 308 CUP	SS2		3		
61405 H. TAPPEL	Racing Team Tappel	BMW Zilhouette 2.0	SD				

**Fastest Lap** Lap 11 Tim GRAY **2:21.846** 177.8 Kph



**SUPERCAR CHALLENGE + GT&PROTO**  
**SPA RACING FESTIVAL**  
**FREE PRACTICE 1**

**Classification**


Nr. Drivers	Team	Car	Cl	Time	Lap Total	Gap	Kph
-------------	------	-----	----	------	-----------	-----	-----

Published at: .....

Track Status: **DRY**

<b>Race Director</b>	<b>Stewards</b>	<b>Timekeeper:</b> Xavi Lozano JOB-0057-CAT
----------------------	-----------------	---






# SUPERCAR CHALLENGE + GT&PROTO

## SPA RACING FESTIVAL

### FREE PRACTICE 1

### Best Sector Times


SECTOR 1			SECTOR 2			SECTOR 3			Pos	Team	Cl	Ideal Lap	Best Lap
Pos	Driver	Time	Driver	Time	Driver	Time	Pos	Team	Cl	Ideal Lap	Best Lap		
1	190 E.GROUWELS	23.484	190 E.GROUWELS	2.101	265 S.PFEIFER	36.719	1	190 Race Art	GT	1:04.629	2:27.482 (7)		
2	265 S.PFEIFER	38.844	496 T.GRAY	1:03.800	213 M.ASCHOFF	36.748	2	265 Powermotorsports	LMP3	2:20.291	2:22.253 (2)		
3	213 M.ASCHOFF	39.270	410 S.LEANEY	1:04.214	496 T.GRAY	36.872	3	496 VR Motorsport	CN	2:21.028	2:21.846 (1)		
4	212 J.LEQUEUX	40.063	265 S.PFEIFER	1:04.728	212 J.LEQUEUX	37.082	4	212 Prime Racing	LMP3	2:22.980	2:22.980 (3)		
5	124 O.FREYMUTH	40.146	212 J.LEQUEUX	1:05.835	410 S.LEANEY	37.883	5	5410 Tim Gray Motorsport	CN	2:23.171	2:24.686 (4)		
6	496 T.GRAY	40.356	124 O.FREYMUTH	1:07.043	124 O.FREYMUTH	38.095	6	6213 EDEKA Aschoff Racing	LMP3	2:23.692	2:25.212 (5)		
7	410 S.LEANEY	41.074	111 W.SLUYS	1:07.070	473 A.BERG	38.568	7	7124 Oliver Freymuth	SGT	2:25.284	2:26.512 (6)		
8	182 K.WAUTERS	41.465	511 D.VAN DONGEN	1:07.388	182 K.WAUTERS	38.745	8	8182 DVB Racing bvba	GT	2:28.397	2:29.587 (11)		
9	118 F.DULLAART	41.492	213 M.ASCHOFF	1:07.674	118 F.DULLAART	38.796	9	9111 JR Motorsport	GT	2:28.646	2:29.040 (9)		
10	189 R.GROUWELS	41.691	182 K.WAUTERS	1:08.187	180 C.CEYISAKAR	38.819	10	1118 Certainty Racing	GT	2:28.945	2:28.945 (8)		
11	107 D.MEIJER	41.714	180 C.CEYISAKAR	1:08.329	111 W.SLUYS	38.863	11	11180 Go Motorsports by DVB	GT	2:29.038	2:29.098 (10)		
12	188 J.DE WILDE	41.843	199 M.VERHAGEN	1:08.367	189 R.GROUWELS	38.968	12	12473 Alain Berg	CN	2:29.453	2:31.314 (17)		
13	473 A.BERG	41.850	118 F.DULLAART	1:08.657	126 J.JANSEN	39.010	13	13126 JJ Racing	GT	2:29.904	2:30.026 (12)		
14	180 C.CEYISAKAR	41.890	188 J.DE WILDE	1:08.882	190 E.GROUWELS	39.044	14	14189 Race Art	GT	2:29.946	2:30.567 (14)		
15	126 J.JANSEN	41.921	126 J.JANSEN	1:08.973	107 D.MEIJER	39.103	15	15188 Speedlover	GT	2:29.985	2:30.520 (13)		
16	108 M.LANTING	42.087	430 A.PUBRICK	1:09.025	430 A.PUBRICK	39.164	16	16107 BODA Racing	GT	2:30.107	2:30.886 (15)		
17	181 C.OGUZHAN	42.556	473 A.BERG	1:09.035	108 M.LANTING	39.236	17	17199 JR Motorsport	GT	2:30.996	2:31.605 (18)		
18	111 W.SLUYS	42.713	189 R.GROUWELS	1:09.287	188 J.DE WILDE	39.260	18	18108 JR Motorsport	GT	2:31.096	2:31.096 (16)		
19	186 W.MEULDERS	42.734	107 D.MEIJER	1:09.290	199 M.VERHAGEN	39.461	19	19430 ALP Racing	CN	2:31.216	2:32.137 (19)		
20	430 A.PUBRICK	43.027	181 C.OGUZHAN	1:09.704	181 C.OGUZHAN	39.580	20	20181 Go Motorsports by DVB	GT	2:31.840	2:32.233 (20)		
21	199 M.VERHAGEN	43.168	186 W.MEULDERS	1:09.706	186 W.MEULDERS	39.899	21	21186 Speedlover	GT	2:32.339	2:32.972 (21)		
22	201 D.DE BORST	43.752	108 M.LANTING	1:09.773	202 R.STEENMETZ	40.168	22	22511 BlueBerry Racing	SR3	2:34.240	2:35.761 (24)		
23	202 R.STEENMETZ	44.197	202 R.STEENMETZ	1:10.596	201 D.DE BORST	40.532	23	23202 Ferry Monster Autosport	SS1	2:34.961	2:34.978 (22)		
24	203 S.POLDERMAN	44.528	246 R.OLIJ	1:10.616	259 M.VAN DE MAAT	40.941	24	24201 Febo Racing Team	SS1	2:35.156	2:35.367 (23)		
25	222 R.VAN LOON	44.544	514 A.BOULTON	1:10.708	246 R.OLIJ	40.990	25	25246 Stichting Euro Autosport	SS1	2:36.881	2:37.046 (25)		
26	259 M.VAN DE MAAT	45.047	201 D.DE BORST	1:10.872	222 R.VAN LOON	41.282	26	26203 Ferry Monster Autosport	SS1	2:36.964	2:37.076 (26)		
27	246 R.OLIJ	45.275	203 S.POLDERMAN	1:10.938	511 D.VAN DONGEN	41.292	27	27259 BS Racing Team	SS1	2:37.487	2:37.686 (27)		
28	264 J.DE KIMPE	45.340	259 M.VAN DE MAAT	1:11.499	203 S.POLDERMAN	41.498	28	28222 Blueberry Racing	SS1	2:37.983	2:38.375 (28)		
29	208 T.VAN VLIET	45.461	208 T.VAN VLIET	1:12.022	245 R.VAN DEN BERG	42.002	29	29208 JR Motorsport	SS1	2:39.664	2:39.766 (29)		
30	245 R.VAN DEN BERG	45.521	222 R.VAN LOON	1:12.157	264 J.DE KIMPE	42.082	30	30245 Harders Plaza	SS1	2:39.822	2:40.590 (32)		
31	511 D.VAN DONGEN	45.560	245 R.VAN DEN BERG	1:12.299	208 T.VAN VLIET	42.181	31	31264 DK-Racing powered by FMA	SS1	2:40.107	2:40.107 (30)		
32	109 D.SCHULZ	45.658	266 M.VEELS	1:12.482	514 A.BOULTON	42.367	32	32514 VR Motorsport	SR3	2:40.111	2:40.111 (31)		
33	266 M.VEELS	46.238	264 J.DE KIMPE	1:12.685	266 M.VEELS	42.752	33	33266 JW Raceservice	SS1	2:41.472			
34	514 A.BOULTON	47.036	402 R.NIEMAN	1:14.270	323 E.DRUMMEN	43.113	34	34109 Topper Team	GT	2:44.615	2:44.802 (33)		
35	346 R.SNEL	47.290	323 E.DRUMMEN	1:15.193	109 D.SCHULZ	43.252	35	35323 DRDO	SS2	2:45.959	2:46.263 (34)		
36	318 C.EUSER	47.439	324 J.VERHOEVEN	1:15.356	318 C.EUSER	44.047	36	36318 DRDO	SS2	2:47.280	2:48.234 (36)		
37	323 E.DRUMMEN	47.653	109 D.SCHULZ	1:15.705	321 R.DULLAART	44.438	37	37402 Spirit Racing	SD	2:47.381	2:48.012 (35)		
38	218 C.LUBBERS	47.922	318 C.EUSER	1:15.794	402 R.NIEMAN	44.588	38	38321 DRDO	SS2	2:48.655	2:49.812 (38)		
39	321 R.DULLAART	48.383	321 R.DULLAART	1:15.834	322 S.DULLAART	44.670	39	39324 DRDO	SS2	2:49.334	2:49.334 (37)		
40	402 R.NIEMAN	48.523	J.VAN DER VOORT	1:16.482	324 J.VERHOEVEN	44.704	40	40322 DRDO	SS2	2:50.228	2:52.411 (41)		
41	322 S.DULLAART	49.020	322 S.DULLAART	1:16.538	404 B.DROST	44.919	41	41404 Spirit Racing	SD	2:51.363	2:51.603 (39)		
42	401 C.VOET	49.073	450 TBA	1:16.610	401 C.VOET	45.108	42	42403 Kustlicht	SD	2:51.675	2:51.675 (40)		
43	324 J.VERHOEVEN	49.274	499 R.NIEMAN	1:16.830	J.VAN DER VOORT	45.194	43	43499 Spirit Racing		2:52.106	2:53.753 (44)		
44	404 B.DROST	49.299	404 B.DROST	1:17.145	326 A.SEINEN	45.264	44	44401 Traxx Racing Team	SD	2:52.267	2:53.937 (45)		
45	326 A.SEINEN	49.325	326 A.SEINEN	1:17.713	499 R.NIEMAN	45.393	45	45326 DRDO	SS2	2:52.302	2:52.496 (42)		
46	347 F.VAN DUIJN	49.760	401 C.VOET	1:18.086	346 R.SNEL	45.433	46	46450		2:52.933	2:53.673 (43)		
47	499 R.NIEMAN	49.883	444 P.EHLERT	1:18.330	450 TBA	46.106	47	47346 Koopman Racing	SS2	2:53.129	2:55.478 (46)		
48	403 J.VAN DER VOORT	49.999	325 J.VAN STEE	1:18.926	218 C.LUBBERS	46.154	48	48347 Koopman Racing	SS2	2:56.222	2:57.294 (48)		
49	450 TBA	50.217	411 H.KOLENAAR	1:19.842	325 J.VAN STEE	46.202	49	49325 DRDO	SS2	2:56.306	2:56.706 (47)		
50	325 J.VAN STEE	51.178	347 F.VAN DUIJN	1:20.214	347 F.VAN DUIJN	46.248	50	50444 RDS Racing	SD	2:57.527	2:57.642 (49)		
51	444 P.EHLERT	52.046	346 R.SNEL	1:20.406	444 P.EHLERT	47.151	51	51218 DRDO	SS1	2:59.087	3:02.572 (50)		
52	409 H.CREEMERS	54.561	409 H.CREEMERS	1:22.032	411 H.KOLENAAR	48.191	52	52411 DRDO	SD	3:02.766	3:03.606 (51)		
53	411 H.KOLENAAR	54.733	218 C.LUBBERS	1:25.011	381 N.DELENCRE	49.071	53	53409 DRDO	SD	3:05.909	3:06.126 (52)		
54	381 N.DELENCRE	1:43.808	381 N.DELENCRE	1:36.103	409 H.CREEMERS	49.316	54	54381 Why Not Pitstop Racing Events	SS2	4:08.982			



## SUPERCAR CHALLENGE + GT&PROTO SPA RACING FESTIVAL FREE PRACTICE 1

### Best Top Speeds


Team	Car	Class	Top Speed Driver	Top 1		Top 2		Top 3		Top 4		Top 5		Avg
				Kph	Lap	Kph	Lap	Kph	Lap	Kph	Lap	Kph	Lap	
265 Powermotorsports	NORMA V8	LMP3	S. PFEIFER	281.2	12	275.5	8	274.8	7	273.4	13	272.7	11	275,5
124 Oliver Freymuth	LAMBORGHINI Super Trophéo	SGT	O. FREYMUTH	278.4	12	276.2	6	273.4	9	272.7	8	272.7	7	274,7
213 EDEKA Aschoff Racing	GINETTA Nissan G58	LMP3	M. ASCHOFF	272.7	10	270.7	7	263.4	4	252.3	6	252.3	3	262,3
212 Prime Racing	GINETTA Nissan G57	LMP3	J. LEQUEUX	266.0	9	264.7	4	260.9	6	260.2	10	255.9	5	261,5
126 JJ Racing	PORSCHE 997 Cup	GT	J. JANSEN	263.4	5	263.4	6	261.5	4	259.0	3	255.9	1	260,6
182 DVB Racing bvba	PORSCHE 991 GT3 Cup	GT	K. WAUTERS	262.1	12	255.9	8	255.9	7	252.9	9	249.4	6	255,2
180 Go Motorsports by DVB	PORSCHE 991 GT3 Cup	GT	C. CEYISAKAR	260.2	5	259.6	6	257.8	4	254.7	7	254.1	13	257,3
118 Certainty Racing	PORSCHE 991 GT3 Cup	GT	F. DULLAART	259.6	12	256.5	13	255.3	11	245.5	6	242.2	7	251,8
189 Race Art	PORSCHE 991 Gen II	GT	R. GROUWELS	259.0	7	258.4	8	256.5	9	255.3	5	254.7	10	256,8
107 BODA Racing	PORSCHE 991 GT3 Cup	GT	D. MEIJER	258.4	6	257.1	5	255.9	10	254.7	9	254.1	4	256,0
188 Speedlover	PORSCHE 991 GT3 Cup	GT	J. DE WILDE	258.4	7	258.4	10	257.1	8	256.5	12	253.5	6	256,8
108 JR Motorsport	BMW M3 GTMR	GT	M. LANTING	257.8	4	257.8	5	257.1	7	257.1	6	256.5	12	257,3
190 Race Art	PORSCHE 991 Gen II	GT	E. GROUWELS	257.8	6	255.3	5	250.0	8	248.8	13	244.3	12	251,2
473 Alain Berg	RADICAL SR8	CN	A. BERG	254.7	12	253.5	13	250.0	9	245.5	7	244.3	8	249,6
181 Go Motorsports by DVB	PORSCHE 991 GT3 Cup	GT	C. OGUZHAN	254.1	7	249.4	11	249.4	6	244.9	12	244.3	9	248,4
496 VR Motorsport	PRAGA R1T	CN	T. GRAY	251.7	7	251.7	6	251.2	12	251.2	9	250.6	5	251,3
186 Speedlover	PORSCHE 991 GT3 Cup	GT	W. MEULDERS	250.0	13	250.0	7	248.3	4	248.3	5	245.5	6	248,4
111 JR Motorsport	BMW M4 Silhouette	GT	W. SLUYS	246.6	6	240.0	5	237.9	4	237.4	10	237.4	3	239,9
410 Tim Gray Motorsport	NORMA M230FC	CN	S. LEANEY	246.0	7	246.0	11	246.0	10	244.3	3	244.3	9	245,3
430 ALP Racing	SAKER Rap X	CN	A. PUBRICK	244.3	5	243.2	6	231.8	4	224.1	7	222.2	2	233,1
201 Febo Racing Team	Leon Cupra TCR	SS1	D. DE BORST	243.2	8	242.2	5	241.6	14	241.1	11	240.5	12	241,7
199 JR Motorsport	BMW M4 Silhouette 3.2	GT	M. VERHAGEN	242.2	12	240.0	10	239.5	9	237.9	8	236.3	7	239,2
202 Ferry Monster Autosport	Leon Cupra TCR	SS1	R. STEENMETZ	242.2	8	241.1	6	240.0	13	239.5	12	239.5	9	240,5
246 Stichting Euro Autosport	BMW E92 M3	SS1	R. OLIJ	242.2	10	242.2	9	241.1	5	238.9	6	237.9	4	240,5
245 Harders Plaza	BMW E90	SS1	R. VAN DEN BERG	238.9	5	237.4	6	233.8	4	227.8	10	223.6	8	232,3
208 JR Motorsport	BMW E92 V8	SS1	T. VAN VLIET	237.9	13	237.9	11	235.8	10	235.8	7	234.8	6	236,4
222 Blueberry Racing	BMW E46 M3	SS1	R. VAN LOON	237.4	9	236.8	11	235.8	5	234.8	7	234.8	10	235,9
259 BS Racing Team	BMW E46 GTR	SS1	M. VAN DE MAAT	237.4	12	235.8	11	231.8	9	231.3	4	230.8	3	233,4
203 Ferry Monster Autosport	Leon Cupra TCR	SS1	S. POLDERMAN	236.8	4	236.3	3	235.8	6	229.3	2	229.3	5	233,5
264 DK-Racing powered by FMA	VW Golf TCR	SS1	J. DE KIMPE	231.8	3	221.3	4	178.5	1	168.0	2			199,9
318 DRDO	BMW M3	SS2	C. EUSER	228.3	7	226.4	3	225.5	6	225.0	8	220.9	5	225,2
323 DRDO	BMW	SS2	E. DRUMMEN	225.5	7	223.1	6	207.3	8	203.8	5	201.9	3	212,3
109 Topper Team	PORSCHE 991 GT3 Cup	GT	D. SCHULZ	220.9	10	216.9	4	214.7	6	213.0	9	212.6	5	215,6
266 JW Racservice	SEAT Sport Leon Cup Racer	SS1	M. VEELS	217.7	4	207.3	3	199.6	2	181.2	5	124.7	1	186,1
321 DRDO	BMW M3	SS2	R. DULLAART	217.7	4	216.9	7	215.6	8	213.0	2	210.9	5	214,8
511 BlueBerry Racing	PRAGA R1	SR3	D. VAN DONGEN	216.4	9	216.0	6	213.4	11	212.6	7	212.6	12	214,2
402 Spirit Racing	RENAULT Clio 1.6 Turbo	SD	R. NIEMAN	216.0	12	214.3	10	213.9	5	213.4	8	211.4	11	213,8
322 DRDO	BMW M3	SS2	S. DULLAART	214.7	9	210.9	8	208.5	5	204.9	4	203.4	2	208,5
326 DRDO	BMW 130i	SS2	A. SEINEN	214.3	12	211.4	13	208.5	8	208.1	11	208.1	6	210,1
346 Koopman Racing	BMW E36	SS2	R. SNEL	213.4	4	186.9	2	178.8	3	143.2	1			180,6
401 Traxx Racing Team	PEUGEOT RCZ Cup	SD	C. VOET	213.0	9	210.1	7	203.0	11	202.2	3	201.1	8	205,9
324 DRDO	BMW Compact	SS2	J. VERHOEVEN	210.9	5	209.3	4	198.9	2	198.2	3	166.9	6	196,8
514 VR Motorsport	RADICAL SR3	SR3	A. BOULTON	209.7	9	208.5	8	208.5	4	208.5	5	206.5	10	208,3
404 Spirit Racing	RENAULT Clio 1.6 Turbo	SD	B. DROST	209.3	9	208.9	12	207.7	11	207.3	10	207.3	8	208,1
499 Spirit Racing	RENAULT Clio	SD	R. NIEMAN	208.5	6	206.1	10	206.1	7	204.9	11	204.2	4	206,0
347 Koopman Racing	BMW M3 Cup	SS2	F. VAN DUIJN	206.9	6	204.2	4	203.4	5	193.9	12	192.2	9	200,1
325 DRDO	BMW 130i	SS2	J. VAN STEE	205.3	10	204.9	7	202.2	11	201.9	9	201.9	8	203,2
450	Renault Clio	SD	TBA	203.8	10	201.5	9	201.1	11	200.4	8	200.0	6	201,4
218 DRDO	BMW GTR	SS1	C. LUBBERS	203.4	2	147.3	1							175,4
403 Kustlicht	ALFA 147	SD	J. VAN DER VOERT	203.0	7	201.5	9	198.9	6	198.9	8	195.7	3	199,6
444 RDS Racing	RENAULT Clio RS 3	SD	P. EHLERT	197.1	10	196.4	6	195.7	11	194.2	7	193.9	5	195,5



## SUPERCAR CHALLENGE + GT&PROTO SPA RACING FESTIVAL FREE PRACTICE 1

### Best Top Speeds


Team	Car	Class	Top Speed Driver	Top 1		Top 2		Top 3		Top 4		Top 5		Avg
				Kph	Lap	Kph	Lap	Kph	Lap	Kph	Lap	Kph	Lap	
409 DRDO	BMW E36	SD	H. CREEMERS	193.2	10	190.1	8	187.8	9	187.2	7	185.6	6	188,8
411 DRDO	MAZDA MX5	SD	H. KOLENAAR	192.9	9	191.2	8	190.8	6	190.1	12	189.8	7	191,0
381 Why Not Pitstop Racing Events	PEUGEOT 308 CUP	SS2	N. DELENCRE	130.0	1	121.8	3	108.0	2					119,9
106 BODA Racing	PORSCHE 991 Gen II	GT												
187 Speedlover	PORSCHE 991 GT3 Cup	GT	V. DESPRIET											
327 DRDO	BMW M3 E46	SS2												
355 Brightfiber de Vreede/ de Leeuw	BMW E46 M3	SS2												
405 Racing Team Tappel	BMW Zilhouette 2.0	SD												
229 Pegasus Racing	GINETTA G57	LMP3												
293 BE Motorsport	LIGIER LMP3	LMP3												



## SUPERCAR CHALLENGE + GT&PROTO SPA RACING FESTIVAL FREE PRACTICE 1

### Fastest Lap Sequence

Practice Time	Team	Car	Class	Driver	Time	Kph	
6:38.179	199 JR Motorsport	BMW M4 Silhouette 3.2	GT	Michael VERHAGEN	<b>2:39.226</b>	158.4	2
7:04.695	410 Tim Gray Motorsport	NORMA M230FC	CN	Stefano LEANEY	<b>2:38.022</b>	159.6	2
9:11.542	199 JR Motorsport	BMW M4 Silhouette 3.2	GT	Michael VERHAGEN	<b>2:33.363</b>	164.4	3
9:31.503	410 Tim Gray Motorsport	NORMA M230FC	CN	Stefano LEANEY	<b>2:26.808</b>	171.7	3
14:18.650	496 VR Motorsport	PRAGA R1T	CN	Tim GRAY	<b>2:25.325</b>	173.5	4
16:42.180	496 VR Motorsport	PRAGA R1T	CN	Tim GRAY	<b>2:23.530</b>	175.7	5
20:17.627	212 Prime Racing	GINETTA Nissan G57	LMP3	Jean-Pierre LEQUEUX	<b>2:22.980</b>	176.3	4
31:23.214	496 VR Motorsport	PRAGA R1T	CN	Tim GRAY	<b>2:21.846</b>	177.8	11



# SUPERCAR CHALLENGE + GT&PROTO

## SPA RACING FESTIVAL

### FREE PRACTICE 1


### Sector Analysis

■ Personal Best ■ Session Best B Crossing the finish line in pit lane

Lap	D	Time	Sector 1	Sector 2	Sector 3	T. Spd	Elapsed	Lap	D	Time	Sector 1	Sector 2	Sector 3	T. Spd	Elapsed
<b>107</b>	<b>BODA Racing</b> 1.Daan MEIJER							Porsche 991 GT3 Cup GT							
1	1	7:38.135	5:38.152	1:19.896	40.087	148.1	7:38.135	10	1	2:34.928	43.935	1:08.939	42.054	237.4	37:41.526
2	1	2:42.643	44.513	1:16.843	41.287	237.9	10:20.778	11	1	2:33.587	44.045	1:09.511	40.031	236.8	40:15.113
3	1	2:34.991	44.181	1:10.455	40.355	247.1	12:55.769								
4	1	2:31.622	41.983	1:10.536	<b>39.103</b>	254.1	15:27.391								
5	1	2:33.501	43.634	1:10.669	39.198	257.1	18:00.892								
6	1	2:42.245	<b>B</b> 42.627	1:09.740	49.878	258.4	20:43.137								
7	1	4:10.123	2:18.972	1:11.717	39.434	232.8	24:53.260								
8	1	2:34.273	42.477	1:10.440	41.356	253.5	27:27.533								
9	1	2:33.669	44.838	1:09.675	39.156	254.7	30:01.202								
10	1	2:32.929	43.913	1:09.596	39.420	255.9	32:34.131								
11	1	<b>2:30.886</b>	41.921	<b>1:09.290</b>	39.675	253.5	35:05.017								
12	1	2:35.928	<b>41.714</b>	1:10.934	43.280	253.5	37:40.945								
13	1	2:46.173	<b>B</b> 41.834	1:10.724	53.615	252.9	40:27.118								
<b>108</b>	<b>JR Motorsport</b> 1.Martin LANTING							BMW M3 GTMR GT							
1	1	7:26.226	5:25.805	1:16.395	44.026	225.0	7:26.226								
2	1	2:36.983	44.013	1:12.016	40.954	252.9	10:03.209								
3	1	2:33.701	42.825	1:11.410	39.466	252.9	12:36.910								
4	1	2:33.616	42.687	1:11.035	39.894	257.8	15:10.526								
5	1	2:31.752	42.389	1:09.999	39.364	257.8	17:42.278								
6	1	2:31.590	42.225	1:09.980	39.385	257.1	20:13.868								
7	1	2:34.038	42.154	1:10.720	41.164	257.1	22:47.906								
8	1	2:41.236	<b>B</b> 42.802	1:11.211	47.223	253.5	25:29.142								
9	1	6:18.933	4:19.668	1:16.448	42.817	237.9	31:48.075								
10	1	2:35.016	42.944	1:11.556	40.516	255.9	34:23.091								
11	1	2:34.092	44.077	1:10.320	39.695	252.3	36:57.183								
12	1	2:32.601	42.228	1:10.917	39.456	256.5	39:29.784								
13	1	<b>2:31.096</b>	<b>42.087</b>	<b>1:09.773</b>	<b>39.236</b>	255.9	42:00.880								
<b>109</b>	<b>Topper Team</b> 1.Dirk SCHULZ							Porsche 991 GT3 Cup GT							
1	1	4:20.707	1:52.973	1:36.361	51.373	108.5	4:20.707								
2	1	3:06.805	51.929	1:25.922	48.954	173.6	7:27.512								
3	1	2:54.982	47.974	1:22.179	44.829	201.5	10:22.494								
4	1	3:04.332	<b>B</b> 46.435	1:18.095	59.802	216.9	13:26.826								
5	1	3:49.702	1:46.572	1:19.575	43.555	212.6	17:16.528								
6	1	<b>2:44.802</b>	45.670	<b>1:15.705</b>	43.427	214.7	20:01.330								
7	1	2:49.665	46.453	1:18.458	44.754	209.7	22:50.995								
8	1	2:44.921	<b>45.658</b>	1:16.011	<b>43.252</b>	209.7	25:35.916								
9	1	2:46.013	45.694	1:15.773	44.546	213.0	28:21.929								
10	1	3:02.238	<b>B</b> 47.358	1:16.382	58.498	220.9	31:24.167								
<b>111</b>	<b>JR Motorsport</b> 1.Ward SLUYS 2.Bas SCHOUTEN							BMW M4 Silhouette GT							
1	1	8:56.991	<b>B</b> 6:45.166	1:16.591	55.234	182.1	8:56.991								
2	1	3:34.946	1:44.352	1:10.944	39.650	221.3	12:31.937								
3	1	2:31.952	43.570	1:08.883	39.499	237.4	15:03.889								
4	1	2:29.117	42.896	1:07.358	<b>38.863</b>	237.9	17:33.006								
5	1	<b>2:29.040</b>	<b>42.713</b>	<b>1:07.070</b>	39.257	240.0	20:02.046								
6	1	2:41.734	<b>B</b> 42.839	1:07.611	51.284	246.6	22:43.780								
7	1	7:03.464	5:07.551	1:13.253	42.660	215.6	29:47.244								
8	1	2:44.407	46.019	1:09.707	48.681	227.8	32:31.651								
9	1	2:34.947	45.020	1:09.834	40.093	235.8	35:06.598								
<b>118</b>	<b>Certainty Racing</b> 1.Floris DULLAART 2.Niels LANGEVELD							Porsche 991 GT3 Cup GT							
1	1	4:07.367	1:52.308	1:27.824	47.235	135.0	4:07.367								
2	1	2:42.585	45.122	1:13.799	43.664	227.8	6:49.952								
3	1	2:35.991	43.263	1:12.266	40.462	229.3	9:25.943								
4	1	2:33.755	42.752	1:10.789	40.214	237.4	11:59.698								
5	1	2:37.261	42.502	1:14.607	40.152	228.8	14:36.959								
6	1	2:34.249	42.425	1:11.648	40.176	245.5	17:11.208								
7	1	2:34.231	42.483	1:11.162	40.586	242.2	19:45.439								
8	1	2:52.703	<b>B</b> 42.995	1:13.219	56.489	233.3	22:38.142								
9	1	8:05.304	6:12.337	1:12.406	40.561	225.5	30:43.446								
10	1	2:33.218	42.793	1:11.129	39.296	235.8	33:16.664								
11	1	2:32.418	42.040	1:09.381	40.997	255.3	35:49.082								
12	1	2:29.365	41.545	1:08.813	39.007	259.6	38:18.447								
13	1	<b>2:28.945</b>	<b>41.492</b>	<b>1:08.657</b>	<b>38.796</b>	256.5	40:47.392								
<b>124</b>	<b>Oliver Freymuth</b> 1.Oliver FREYMUTH							Lamborghini Super Trofeo SGT							
1	1	13:19.177	...	1:26.077	43.159	160.5	13:19.177								
2	1	2:34.439	43.865	1:11.572	39.002	261.5	15:53.616								
3	1	2:29.657	42.317	1:08.645	38.695	262.1	18:23.273								
4	1	2:31.030	43.012	1:09.360	38.658	270.0	20:54.303								
5	1	2:29.492	41.703	1:09.015	38.774	271.4	23:23.795								
6	1	2:33.676	41.309	1:14.105	38.262	276.2	25:57.471								
7	1	<b>2:26.512</b>	40.495	<b>1:07.043</b>	38.974	272.7	28:23.983								
8	1	2:30.524	42.263	1:08.670	39.591	272.7	30:54.507								
9	1	2:29.327	41.953	1:08.585	38.789	273.4	33:23.834								
10	1	2:29.528	40.980	1:08.287	40.261	250.6	35:53.362								
11	1	2:28.901	42.624	1:08.182	<b>38.095</b>	270.0	38:22.263								
12	1	2:43.729	<b>B</b> 40.146	1:13.691	49.892	278.4	41:05.992								
<b>126</b>	<b>JJ Racing</b> 1.Jos JANSEN							Porsche 997 Cup GT							
1	1	9:58.986	8:06.992	1:11.734	40.260	255.9	9:58.986								
2	1	2:36.345	46.344	1:10.604	39.397	252.3	12:35.331								
3	1	2:34.029	42.368	1:11.416	40.245	259.0	15:09.360								
4	1	2:30.886	41.948	1:09.556	39.382	261.5	17:40.246								
5	1	<b>2:30.026</b>	42.043	<b>1:08.973</b>	<b>39.010</b>	263.4	20:10.272								
6	1	3:20.676	<b>B</b> 41.921	1:47.176	51.579	263.4	23:30.948								
7	1	5:28.679	3:35.245	1:13.044	40.390	247.1	28:59.627								
8	1	2:57.941	42.372	1:35.551	40.018	244.3	31:57.568								
9	1	2:51.284	<b>B</b> 42.939	1:12.656	55.689	255.3	34:48.852								
<b>180</b>	<b>Go Motorsports by DVB</b> 1.Cenk CEYISAKAR 2.Jeffrey VAN HOOYDONC							Porsche 991 GT3 Cup GT							
1	1	5:07.818	3:04.879	1:20.476	42.463	174.5	5:07.818								
2	1	2:42.577	<b>B</b> 43.522	1:11.324	47.731	246.6	7:50.395								
3	1	4:38.661	2:48.960	1:10.210	39.491	249.4	12:29.056								
4	1	2:30.385	42.233	1:08.575	39.577	257.8	14:59.441								
5	1	2:29.575	42.033	<b>1:08.329</b>	39.213	260.2	17:29.016								
6	1	<b>2:29.098</b>	<b>41.890</b>	1:08.389	<b>38.819</b>	259.6	19:58.114								
7	1	2:41.938	<b>B</b> 42.798	1:08.789	50.351	254.7	22:40.052								
8	1	6:26.301	4:30.054	1:14.462	41.785	198.5	29:46.353								
9	1	2:36.417	43.822	1:11.311	41.284	242.2	31:42.770								







# SUPERCAR CHALLENGE + GT&PROTO

## SPA RACING FESTIVAL

### FREE PRACTICE 1

### Sector Analysis

■ Personal Best ■ Session Best B Crossing the finish line in pit lane

Lap	D	Time	Sector 1	Sector 2	Sector 3	T. Spd	Elapsed
10	1	2:40.566	43.886	1:12.636	44.044	243.8	34:23.336
11	1	2:37.877	45.329	1:11.601	40.947	242.7	37:01.213
12	1	2:34.822	43.084	1:11.730	40.008	248.8	39:36.035
13	1	2:33.792	42.760	1:10.324	40.708	254.1	42:09.827

181		Go Motorsports by DVB		Porsche 991 GT3 Cup			
		1. Cengiz OGUZHAN		GT			
1	1	4:45.501	2:34.216	1:24.490	46.795	172.2	4:45.501
2	1	2:43.001	46.384	1:13.854	42.763	215.1	7:28.502
3	1	2:39.839	46.118	1:12.678	41.043	215.6	10:08.341
4	1	2:36.301	43.437	1:12.247	40.617	236.3	12:44.642
5	1	2:33.324	43.619	1:09.709	39.996	237.4	15:17.966
6	1	2:32.233	42.716	1:09.704	39.813	249.4	17:50.199
7	1	2:44.986	42.855	1:11.233	50.898	254.1	20:35.185
8	1	5:27.567	3:35.291	1:12.070	40.206	239.5	26:02.752
9	1	2:32.598	42.556	1:10.462	39.580	244.3	28:35.350
10	1	2:32.987	43.377	1:09.943	39.667	236.8	31:08.337
11	1	2:42.866	42.679	1:11.835	48.352	249.4	33:51.203
12	1	6:59.017	5:07.928	1:11.265	39.824	244.9	40:50.220

182		DVB Racing bvba		Porsche 991 GT3 Cup			
		1. Koen WAUTERS		GT			
		2. Kris WAUTERS					
1	1	6:32.428	4:10.830	1:30.065	51.533	145.7	6:32.428
2	1	2:57.606	53.030	1:21.454	43.122	157.4	9:30.034
3	1	2:54.505	53.013	1:19.904	41.588	170.3	12:24.539
4	1	2:34.519	43.498	1:10.888	40.133	243.2	14:59.058
5	1	2:41.433	42.501	1:09.492	49.440	240.0	17:40.491
6	1	4:45.123	2:55.347	1:09.665	40.111	249.4	22:25.614
7	1	2:32.464	43.182	1:09.547	39.735	255.9	24:58.078
8	1	2:32.448	43.095	1:09.037	40.316	255.9	27:30.526
9	1	2:40.343	42.304	1:09.583	48.456	252.9	30:10.869
10	1	5:13.865	3:19.064	1:13.256	41.545	219.5	35:24.734
11	1	2:29.587	42.655	1:08.187	38.745	249.4	37:54.321
12	1	2:31.467	41.465	1:10.557	39.445	262.1	40:25.788

186		Speedlover		Porsche 991 GT3 Cup			
		1. Willem MEULDERS		GT			
		2. Rik RENMANS					
1	1	6:57.065	4:46.015	1:24.266	46.784	127.2	6:57.065
2	1	2:43.665	45.878	1:15.789	41.998	231.8	9:40.730
3	1	2:36.900	43.927	1:12.397	40.576	224.1	12:17.630
4	1	2:36.599	42.979	1:13.083	40.537	248.3	14:54.229
5	1	2:34.082	43.254	1:10.632	40.196	248.3	17:28.311
6	1	2:33.033	42.853	1:09.871	40.309	245.5	20:01.344
7	1	2:47.676	42.734	1:09.706	55.236	250.0	22:49.020
8	1	5:09.810	3:16.803	1:11.225	41.782	233.3	27:58.830
9	1	2:39.587	43.798	1:12.437	43.352	233.8	30:38.417
10	1	2:38.169	44.557	1:12.282	41.330	238.9	33:16.586
11	1	2:35.833	43.069	1:10.834	41.930	236.8	35:52.419
12	1	2:35.925	44.586	1:10.737	40.602	236.8	38:28.344
13	1	2:32.972	43.178	1:09.895	39.899	250.0	41:01.316

187		Speedlover		Porsche 991 GT3 Cup			
		1. Vincent DESPRIET		GT			
1	1	7:34.553					7:34.553
2	1	5:40.797					13:15.350


188		Speedlover		Porsche 991 GT3 Cup			
		1. John DE WILDE		GT			
1	1	7:46.677	5:36.266	1:25.125	45.286	157.7	7:46.677
2	1	2:40.065	45.349	1:13.464	41.252	210.5	10:26.742
3	1	2:35.211	44.097	1:11.125	39.989	250.0	13:01.953
4	1	2:31.462	42.142	1:09.511	39.809	252.9	15:33.415
5	1	2:32.110	41.933	1:10.917	39.260	251.2	18:05.525
6	1	2:31.124	42.146	1:09.455	39.523	253.5	20:36.649
7	1	2:30.520	41.976	1:09.047	39.497	258.4	23:07.169
8	1	2:40.770	42.059	1:08.882	49.829	257.1	25:47.939
9	1	5:30.603	3:39.996	1:10.508	40.099	250.0	31:18.542
10	1	2:32.299	41.981	1:10.981	39.337	258.4	33:50.841
11	1	2:45.116	44.663	1:19.795	40.658	246.6	36:35.957
12	1	2:30.989	41.843	1:09.384	39.762	256.5	39:06.946
13	1	2:31.399	41.904	1:09.629	39.866	252.9	41:38.345

189		Race Art		Porsche 991 Gen II			
		1. Roger GROUWELS		GT			
1	1	3:55.973	1:43.788	1:29.580	42.605	118.0	3:55.973
2	1	2:42.711	44.612	1:15.068	43.031	235.8	6:38.684
3	1	2:35.975	44.400	1:11.237	40.338	233.3	9:14.659
4	1	2:34.519	43.906	1:11.096	39.517	240.0	11:49.178
5	1	2:33.302	43.162	1:10.741	39.399	255.3	14:22.480
6	1	2:43.702	42.576	1:10.163	50.963	251.7	17:06.182
7	1	4:42.464	2:51.712	1:11.098	39.654	259.0	21:48.646
8	1	2:30.567	41.691	1:09.287	39.589	258.4	24:19.213
9	1	2:33.663	41.762	1:09.671	42.230	256.5	26:52.876
10	1	2:30.822	42.452	1:09.402	38.968	254.7	29:23.698
11	1	2:32.035	41.848	1:10.610	39.577	247.7	31:55.733
12	1	2:51.255	44.749	1:12.253	54.253	247.7	34:46.988

190		Race Art		Porsche 991 Gen II			
		1. Edward GROUWELS		GT			
1	1	4:06.669	1:42.586	1:36.328	47.755	125.7	4:06.669
2	1	2:48.035	23.484	1:38.187	46.364	137.8	6:54.704
3	1	2:36.032	43.180	1:12.746	40.106	230.8	9:30.736
4	1	2:33.896			39.774		12:04.632
5	1	2:30.804	41.644	1:09.645	39.515	255.3	14:35.436
6	1	2:42.538	41.715	1:09.964	50.859	257.8	17:17.974
7	1	3:57.038	1:52.238	1:17.805	46.995	196.4	21:15.012
8	1	2:57.988	2:08.061	2.101	47.826	250.0	24:13.000
9	1	2:54.280	1:41.529	26.055	46.696	209.3	27:07.280
10	1	2:55.362	50.968	1:17.559	46.835	199.3	30:02.642
11	1	2:53.673	50.479	1:16.907	46.287	200.4	32:56.315
12	1	2:27.482	35.141	1:12.554	39.787	244.3	35:23.797
13	1	2:29.747	41.860	1:08.843	39.044	248.8	37:53.544
14	1	2:49.724	1:41.987	14.909	52.828	201.1	40:43.268

199		JR Motorsport		BMW M4 Silhouette 3.2			
		1. Michael VERHAGEN		GT			
		2. Willem MEIJER					
1	1	3:58.953	1:49.610	1:27.152	42.191	170.3	3:58.953
2	1	2:39.226	44.555	1:13.611	41.060	235.3	6:38.179
3	1	2:33.363	44.196	1:09.706	39.461	234.3	9:11.542
4	1	2:32.079	43.557	1:08.367	40.155	235.8	11:43.621
5	1	2:49.743	44.907	1:10.033	54.803	233.8	14:33.364
6	1	5:05.141	3:02.471	1:12.092	50.578	236.3	19:38.505





# SUPERCAR CHALLENGE + GT&PROTO

## SPA RACING FESTIVAL

### FREE PRACTICE 1

### Sector Analysis

■ Personal Best ■ Session Best ■ Crossing the finish line in pit lane

Lap	D	Time	Sector 1	Sector 2	Sector 3	T. Spd	Elapsed
7	1	3:15.105	1:23.914	1:10.238	40.953	236.3	22:53.610
8	1	2:31.952	43.260	1:09.142	39.550	237.9	25:25.562
9	1	<b>2:31.605</b>	43.315	1:08.548	39.742	239.5	27:57.167
10	1	2:32.293	43.226	1:09.058	40.009	240.0	30:29.460
11	1	2:35.373	45.632	1:09.326	40.415	233.8	33:04.833
12	1	2:48.058 <b>B</b>	<b>43.168</b>	1:12.399	52.491	242.2	35:52.891

201		Febo Racing Team		Leon Cupra TCR			
		1.Dennis DE BORST		SS1			
		2.Stan VAN OORD					
1	1	4:41.566	2:30.778	1:22.882	47.906	166.9	4:41.566
2	1	2:48.393	48.778	1:16.464	43.151	211.8	7:29.959
3	1	2:46.252	46.251	1:18.334	41.667	210.9	10:16.211
4	1	2:36.898	44.111	1:11.521	41.266	236.8	12:53.109
5	1	2:37.700	44.226	1:12.641	40.833	242.2	15:30.809
6	1	2:37.339	44.298	1:12.240	40.801	237.9	18:08.148
7	1	2:37.465	44.189	1:11.912	41.364	229.8	20:45.613
8	1	2:49.718 <b>B</b>	44.301	1:11.580	53.837	243.2	23:35.331
9	1	5:47.547	3:53.551	1:12.224	41.772	231.3	29:22.878
10	1	2:37.726	44.842	1:11.493	41.391	235.3	32:00.604
11	1	2:36.154	44.180	1:11.066	40.908	241.1	34:36.758
12	1	<b>2:35.367</b>	43.963	<b>1:10.872</b>	<b>40.532</b>	240.5	37:12.125
13	1	2:37.276	44.136	1:11.745	41.395	237.4	39:49.401
14	1	2:43.466 <b>B</b>	<b>43.752</b>	1:11.858	47.856	241.6	42:32.867

202		Ferry Monster Autosport		Leon Cupra TCR			
		1.René STEENMETZ		SS1			
1	1	4:53.242	2:42.873	1:24.675	45.694	170.1	4:53.242
2	1	2:49.189	47.598	1:18.142	43.449	200.4	7:42.431
3	1	2:41.813	45.655	1:13.541	42.617	238.4	10:24.244
4	1	2:39.842	45.541	1:12.889	41.412	236.3	13:04.086
5	1	2:37.601	44.985	1:10.931	41.685	238.9	15:41.687
6	1	2:35.827	44.503	<b>1:10.596</b>	40.728	241.1	18:17.514
7	1	<b>2:34.978</b>	<b>44.197</b>	1:10.613	<b>40.168</b>	236.3	20:52.492
8	1	2:44.239	45.120	1:13.265	45.854	242.2	23:36.731
9	1	2:43.738	44.540	1:17.480	41.718	239.5	26:20.469
10	1	2:59.461 <b>B</b>	46.947	1:13.708	58.806	208.1	29:19.930
11	1	4:51.143	2:55.733	1:13.078	42.332	228.3	34:11.073
12	1	2:50.287 <b>B</b>	44.735	1:13.931	51.621	239.5	37:01.360
13	1	3:48.084	1:51.247	1:13.699	43.138	240.0	40:49.444

203		Ferry Monster Autosport		Leon Cupra TCR			
		1.Stephan POLDERMAN		SS1			
1	1	24:40.799	...	1:14.463	42.055	214.7	24:40.799
2	1	2:38.681	45.623	1:11.560	<b>41.498</b>	229.3	27:19.480
3	1	2:37.448	44.819	<b>1:10.938</b>	41.691	236.3	29:56.928
4	1	<b>2:37.076</b>	<b>44.528</b>	1:11.019	41.529	236.8	32:34.004
5	1	2:48.224 <b>B</b>	47.416	1:12.559	48.249	229.3	35:22.228
6	1	6:26.838	4:32.843	1:12.318	41.677	235.8	41:49.066

208		JR Motorsport		BMW E92 V8			
		1.Ted VAN VLIET		SS1			
1	1	4:46.694	2:26.867	1:29.550	50.277	146.5	4:46.694
2	1	2:58.088	50.713	1:23.007	44.368	154.1	7:44.782
3	1	3:01.284 <b>B</b>	47.760	1:19.075	54.449	187.5	10:46.066
4	1	4:32.811	2:29.397	1:19.570	43.844	216.9	15:18.877
5	1	2:46.274	47.972	1:15.216	43.086	232.3	18:05.151
6	1	2:44.307	46.542	1:14.769	42.996	234.8	20:49.458

Lap	D	Time	Sector 1	Sector 2	Sector 3	T. Spd	Elapsed
7	1	2:45.380	46.251	1:16.200	42.929	235.8	23:34.838
8	1	2:43.362	46.496	1:14.685	<b>42.181</b>	225.5	26:18.200
9	1	2:56.453 <b>B</b>	48.106	1:14.073	54.274	229.3	29:14.653
10	1	3:55.293	1:58.554	1:13.521	43.218	235.8	33:09.946
11	1	2:41.586	45.524	1:12.405	43.657	237.9	35:51.532
12	1	2:43.431	46.046	1:14.861	42.524	225.0	38:34.963
13	1	<b>2:39.766</b>	<b>45.461</b>	<b>1:12.022</b>	42.283	237.9	41:14.729

212		Prime Racing		GINETTA Nissan G57			
		1.Jean-Pierre LEQUEUX		LMP3			
		2.Jean Marc UEBERECKEN					
1	1	12:51.028	...	1:20.143	43.189	221.8	12:51.028
2	1	2:35.296	44.152	1:12.089	39.055	248.8	15:26.324
3	1	2:28.323	42.486	1:08.468	37.369	240.0	17:54.647
4	1	<b>2:22.980</b>	<b>40.063</b>	<b>1:05.835</b>	<b>37.082</b>	264.7	20:17.627
5	1	2:30.659	41.627	1:08.088	40.944	255.9	22:48.286
6	1	2:24.565	40.143	1:06.294	38.128	260.9	25:12.851
7	1	2:39.399 <b>B</b>	41.096	1:09.035	49.268	253.5	27:52.250
8	1	7:16.587	5:30.495	1:08.737	37.355	229.8	35:08.837
9	1	2:34.191	40.659	1:08.339	45.193	266.0	37:43.028
10	1	2:28.429	41.919	1:08.057	38.453	260.2	40:11.457


213		EDEKA Aschoff Racing		GINETTA Nissan G58			
		1.Max ASCHOFF		LMP3			
		2.Robert ASCHOFF					
1	1	7:35.850	5:39.261	1:16.196	40.393	191.2	7:35.850
2	1	2:35.502	44.176	1:12.668	38.658	238.4	10:11.352
3	1	2:38.140 <b>B</b>	42.581	1:08.746	46.813	252.3	12:49.492
4	1	6:06.079 <b>B</b>	3:57.009	1:14.632	54.438	263.4	18:55.571
5	1	6:54.776	5:06.794	1:09.650	38.332	239.5	25:50.347
6	1	2:25.878	39.997	1:07.799	38.082	252.3	28:16.225
7	1	2:25.802	40.111	1:08.122	37.569	270.7	30:42.027
8	1	2:26.118	41.504	<b>1:07.674</b>	36.940	238.4	33:08.145
9	1	<b>2:25.212</b>	40.250	1:08.214	<b>36.748</b>	236.8	35:33.357
10	1	2:40.852 <b>B</b>	<b>39.270</b>	...	...	272.7	38:14.209

218		DRDO		BMW GTR			
		1.Cees LUBBERS		SS1			
		2.Arie RUITENBEEK					
1	1	7:23.140	5:02.985	1:29.837	50.318	147.3	7:23.140
2	1	<b>3:02.572</b>	51.407	<b>1:25.011</b>	<b>46.154</b>	203.4	10:25.712

222		Blueberry Racing		BMW E46 M3			
		1.Ronald VAN LOON		SS1			
		2.Luuk VAN LOON					
1	1	3:20.507	1:09.418	1:25.996	45.093	175.0	3:20.507
2	1	2:56.892 <b>B</b>	47.163	1:18.322	51.407	220.9	6:17.399
3	1	6:59.661	5:00.100	1:16.753	42.808	228.8	13:17.060
4	1	2:41.773	46.766	1:13.473	41.534	231.3	15:58.833
5	1	2:39.095	45.212	1:12.487	41.396	235.8	18:37.928
6	1	2:39.372	45.113	1:12.574	41.685	234.8	21:17.300
7	1	2:52.391 <b>B</b>	47.012	1:12.747	52.632	234.8	24:09.691
8	1	5:26.983	3:32.200	1:13.212	41.571	227.8	29:36.674
9	1	2:38.747	<b>44.544</b>	1:12.727	41.476	237.4	32:15.421
10	1	<b>2:38.375</b>	44.936	<b>1:12.157</b>	<b>41.282</b>	234.8	34:53.796
11	1	2:51.546	44.951	1:17.174	49.421	236.8	37:45.342
12	1	2:55.708 <b>B</b>	46.125	1:15.598	53.985	232.3	40:41.050

245		Harders Plaza		BMW E90			
		1.Robert VAN DEN BERG		SS1			
		2.Benjamin VAN DEN BERG					
1	1	7:01.489 <b>B</b>	4:23.522	1:36.186	1:01.781	87.1	7:01.489





# SUPERCAR CHALLENGE + GT&PROTO

## SPA RACING FESTIVAL

### FREE PRACTICE 1

### Sector Analysis

■ Personal Best ■ Session Best ■ Crossing the finish line in pit lane

Lap	D	Time	Sector 1	Sector 2	Sector 3	T. Spd	Elapsed
2	1	3:36.860	1:34.746	1:18.019	44.095	172.5	10:38.349
3	1	2:50.614	48.032	1:18.895	43.687	221.3	13:28.963
4	1	2:45.501	46.287	1:16.014	43.200	233.8	16:14.464
5	1	<b>2:40.590</b>	45.628	1:12.960	<b>42.002</b>	238.9	18:55.054
6	1	2:55.601 B	<b>45.521</b>	<b>1:12.299</b>	57.781	237.4	21:50.655
7	1	5:56.723	3:56.076	1:15.431	45.216	213.4	27:47.378
8	1	2:50.976	47.706	1:18.820	44.450	223.6	30:38.354
9	1	2:44.039	46.885	1:14.521	42.633	218.2	33:22.393
10	1	3:26.080 B	46.630	1:42.748	56.702	227.8	36:48.473

246		Stichting Euro Autosport		BMW E92 M3			
		1. Ruud OLIJ		SS1			
1	1	5:25.955	3:15.226	1:25.767	44.962	136.2	5:25.955
2	1	2:47.805	50.225	1:15.162	42.418	209.7	8:13.760
3	1	2:42.197	46.027	1:12.300	43.870	234.3	10:55.957
4	1	2:39.056	<b>45.275</b>	1:12.468	41.313	237.9	13:35.013
5	1	2:38.921	45.748	1:11.275	41.898	241.1	16:13.934
6	1	2:38.014	45.420	1:11.206	41.388	238.9	18:51.948
7	1	<b>2:37.046</b>	45.440	<b>1:10.616</b>	<b>40.990</b>	237.9	21:28.994
8	1	2:42.993	45.346	1:13.114	44.533	237.9	24:11.987
9	1	2:40.080	45.289	1:11.599	43.192	242.2	26:52.067
10	1	2:53.924 B	45.693	1:13.612	54.619	242.2	29:45.991

259		BS Racing Team		BMW E46 GTR			
		1. Marcel VAN DE MAAT		SS1			
		2. Peter SCHREURS					
1	1	4:17.960 B	1:43.242	1:36.355	58.363	119.6	4:17.960
2	1	4:00.898	1:59.174	1:18.117	43.607	163.1	8:18.858
3	1	2:44.273	47.450	1:14.207	42.616	230.8	11:03.131
4	1	2:41.624	46.184	1:13.365	42.075	231.3	13:44.755
5	1	2:42.462	45.911	1:13.974	42.577	205.7	16:27.217
6	1	2:53.562 B	46.126	1:14.152	53.284	228.3	19:20.779
7	1	5:43.190	3:42.770	1:17.008	43.412	208.1	25:03.969
8	1	2:48.889	47.612	1:17.778	43.499	225.9	27:52.858
9	1	2:43.740	46.690	1:13.578	43.472	231.8	30:36.598
10	1	2:41.966	46.697	1:12.710	42.559	226.4	33:18.564
11	1	<b>2:37.686</b>	45.246	<b>1:11.499</b>	<b>40.941</b>	235.8	35:56.250
12	1	2:39.257	<b>45.047</b>	1:12.296	41.914	237.4	38:35.507
13	1	3:01.160 B	45.300	1:12.913	1:02.947	226.9	41:36.667

264		DK-Racing powered by FMA		VW Golf TCR			
		1. Jonas DE KIMPE		SS1			
1	1	13:30.856 B	...	1:28.583	1:16.574	178.5	13:30.856
2	1	23:14.101	...	1:29.061	44.112	168.0	36:44.957
3	1	2:43.674	45.553	1:14.229	43.892	231.8	39:28.631
4	1	<b>2:40.107</b>	<b>45.340</b>	<b>1:12.685</b>	<b>42.082</b>	221.3	42:08.738

265		Powermotorsports		NORMA V8			
		1. Siegmund PFEIFER		LMP3			
1	1	4:12.314	1:53.183	1:31.976	47.155	134.0	4:12.314
2	1	3:02.908 B	47.579	1:15.689	59.640	181.5	7:15.222
3	1	4:38.554	2:47.886	1:11.247	39.421	207.3	11:53.776
4	1	2:29.206	41.767	1:08.338	39.101	227.8	14:22.982
5	1	2:24.774	40.250	<b>1:04.728</b>	39.796	246.6	16:47.756
6	1	2:26.575	39.996	1:08.926	37.653	264.1	19:14.331
7	1	2:23.473	40.217	1:06.537	<b>36.719</b>	274.8	21:37.804
8	1	2:38.597 B	40.143	1:08.997	49.457	275.5	24:16.401
9	1	6:02.379	4:19.053	1:04.996	38.330	267.3	30:18.780

Lap	D	Time	Sector 1	Sector 2	Sector 3	T. Spd	Elapsed
10	1	2:23.016	39.187	1:05.500	38.329	250.0	32:41.796
11	1	<b>2:22.253</b>	39.146	1:05.870	37.237	272.7	35:04.049
12	1	2:27.900	<b>38.844</b>	1:10.863	38.193	281.2	37:31.949
13	1	2:40.596 B	39.781	1:06.803	54.012	273.4	40:12.545

266		JW Racerservice		SEAT Sport Leon Cup Racer			
		1. Max VEELS		SS1			
		2. Jack VAN DER ENDE					
1	1	4:09.454	1:47.493	1:33.226	48.735	124.7	4:09.454
2	1	3:04.149 B	49.422	1:15.523	59.204	199.6	7:13.603
3	1	8:11.628	6:15.251	1:13.625	<b>42.752</b>	207.3	15:25.231
4	1	2:50.613 B	<b>46.238</b>	<b>1:12.482</b>	51.893	217.7	18:15.844
5	1	11:16.643 B	9:03.779	1:16.962	55.902	181.2	29:32.487


318		DRDO		BMW M3			
		1. Cor EUSER		SS2			
1	1	7:22.626	5:02.340	1:29.988	50.298	148.8	7:22.626
2	1	3:01.643	51.207	1:24.721	45.715	206.9	10:24.269
3	1	2:52.705	48.711	1:18.814	45.180	226.4	13:16.974
4	1	2:55.188	53.032	1:17.555	44.601	205.7	16:12.162
5	1	2:48.778	48.179	1:16.552	<b>44.047</b>	220.9	19:00.940
6	1	<b>2:48.234</b>	47.742	1:15.941	44.551	225.5	21:49.174
7	1	2:55.348	47.728	1:23.457	44.163	228.3	24:44.522
8	1	3:01.471 B	<b>47.439</b>	<b>1:15.794</b>	58.238	225.0	27:45.993

321		DRDO		BMW M3			
		1. Rover DULLAART		SS2			
1	1	5:15.281 B	2:55.212	1:23.309	56.760	179.4	5:15.281
2	1	3:38.553	1:34.790	1:18.015	45.748	213.0	8:53.834
3	1	2:51.200	49.107	1:16.438	45.655	205.7	11:45.034
4	1	2:55.878	48.813	1:21.053	46.012	217.7	14:40.912
5	1	2:49.887	49.094	<b>1:15.834</b>	44.959	210.9	17:30.799
6	1	3:08.086 B	52.634	1:22.197	53.255	153.2	20:38.885
7	1	8:08.636	6:04.572	1:18.943	45.121	216.9	28:47.521
8	1	<b>2:49.812</b>	<b>48.383</b>	1:16.991	<b>44.438</b>	215.6	31:37.333
9	1	3:09.539	55.440	1:23.061	51.038	184.3	34:46.872
10	1	3:14.037 B	49.218	1:25.849	58.970	189.5	38:00.909

322		DRDO		BMW M3			
		1. Sander DULLAART		SS2			
1	1	5:17.427	3:06.648	1:24.164	46.615	165.4	5:17.427
2	1	2:55.534	50.794	1:19.456	45.284	203.4	8:12.961
3	1	2:54.320	50.669	1:18.725	44.926	201.5	11:07.281
4	1	<b>2:52.411</b>	49.207	1:18.534	<b>44.670</b>	204.9	13:59.692
5	1	3:01.919 B	<b>49.020</b>	1:17.750	55.149	208.5	17:01.611
6	1	13:30.189	...	1:25.745	49.302	178.5	30:31.800
7	1	2:59.753	53.049	1:20.128	46.576	199.3	33:31.553
8	1	3:04.554 B	49.518	1:18.838	56.198	210.9	36:36.107
9	1	4:07.944	2:06.175	<b>1:16.538</b>	45.231	214.7	40:44.051

323		DRDO		BMW			
		1. Emile DRUMMEN		SS2			
		2. Ronald FRIEDERICH					
1	1	4:36.072	2:11.563	1:33.099	51.410	149.2	4:36.072
2	1	3:06.307	57.444	1:23.147	45.716	170.9	7:42.379
3	1	2:52.025	48.823	1:18.062	45.140	201.9	10:34.404
4	1	2:51.132	48.182	1:18.151	44.799	196.7	13:25.536
5	1	2:51.074	47.790	1:17.613	45.671	203.8	16:16.610
6	1	<b>2:46.263</b>	47.771	1:15.379	<b>43.113</b>	223.1	19:02.873





# SUPERCAR CHALLENGE + GT&PROTO

## SPA RACING FESTIVAL


### FREE PRACTICE 1

### Sector Analysis

■ Personal Best ■ Session Best B Crossing the finish line in pit lane

Lap	D	Time	Sector 1	Sector 2	Sector 3	T. Spd	Elapsed	Lap	D	Time	Sector 1	Sector 2	Sector 3	T. Spd	Elapsed
7	1	3:00.208 B	47.653	1:15.193	57.362	225.5	22:03.081	3	1	3:01.454	50.785	1:22.782	47.887	182.4	9:45.207
8	1	5:52.383	3:40.355	1:23.055	48.973	207.3	27:55.464	4	1	3:01.286	50.322	1:22.114	48.850	204.2	12:46.493
9	1	3:02.914	50.926	1:23.539	48.449	190.5	30:58.378	5	1	3:00.117	52.214	1:20.905	46.998	203.4	15:46.610
10	1	3:01.942	50.262	1:23.109	48.571	180.6	34:00.320	6	1	3:09.310 B	52.109	1:20.214	56.987	206.9	18:55.920
11	1	3:02.735	50.263	1:24.557	47.915	162.9	37:03.055	7	1	5:24.561	2:57.698	1:33.257	53.606	157.7	24:20.481
12	1	3:01.026	49.857	1:22.569	48.600	195.3	40:04.081	8	1	3:14.236	52.770	1:30.292	51.174	178.8	27:34.717
<b>324</b> DRDO BMW Compact SS2 1. Jean-Pierre VERHOEVEN 2. Jaxon VERHOEVEN								<b>381</b> Why Not Pitstop Racing Events PEUGEOT 308 CUP SS2 1. Nicolas DELENCRE							
1	1	16:57.087	...	1:37.945	1:02.319	131.4	16:57.087	1	1	4:06.980	1:41.806	1:36.103	49.071	130.0	4:06.980
2	1	2:56.803	53.088	1:18.288	45.427	198.9	19:53.890	2	1	4:48.598 B	1:43.808	1:49.047	1:15.743	108.0	8:55.578
3	1	2:54.674	50.290	1:18.582	45.802	198.2	22:48.564	3	1	16:25.554 B	...	1:45.146	1:14.549	121.8	25:21.132
4	1	2:50.454	49.622	1:15.818	45.014	209.3	25:39.018	<b>401</b> Traxx Racing Team PEUGEOT RCZ Cup SD 1. Chris VOET 2. Bart VAN DEN BROECK							
5	1	2:49.334	49.274	1:15.356	44.704	210.9	28:28.352	1	1	4:38.075 B	1:58.960	1:36.159	1:02.956	140.8	4:38.075
6	1	3:23.942 B	57.692	1:26.221	1:00.029	166.9	31:52.294	2	1	4:09.730	1:55.884	1:24.735	49.111	175.6	8:47.805
<b>325</b> DRDO BMW 130i SS2 1. Jan Willem VAN STEE								3	1	2:55.860	50.227	1:19.594	46.039	202.2	11:43.665
1	1	4:16.763	1:43.128	1:40.576	53.059	121.5	4:16.763	4	1	3:09.569 B	49.073	1:21.538	58.958	195.7	14:53.234
2	1	3:07.405	53.803	1:25.118	48.484	161.0	7:24.168	5	1	7:10.406	4:57.393	1:24.632	48.381	171.4	22:03.640
3	1	3:04.528	52.236	1:24.024	48.268	190.1	10:28.696	6	1	2:59.450	51.191	1:21.868	46.391	198.9	25:03.090
4	1	3:01.433	51.826	1:21.131	48.476	198.9	13:30.129	7	1	2:54.126	50.110	1:18.908	45.108	210.1	27:57.216
5	1	3:02.164	52.417	1:23.019	46.728	184.3	16:32.293	8	1	2:53.937	49.895	1:18.712	45.330	201.1	30:51.153
6	1	3:00.826	51.300	1:22.074	47.452	188.5	19:33.119	9	1	2:56.440	50.220	1:20.457	45.763	213.0	33:47.593
7	1	2:58.927	51.695	1:19.826	47.406	204.9	22:32.046	10	1	3:02.013	50.115	1:25.964	45.934	182.7	36:49.606
8	1	2:59.148	51.817	1:20.622	46.709	201.9	25:31.194	11	1	3:08.929 B	49.791	1:18.086	1:01.052	203.0	39:58.535
9	1	2:56.706	51.578	1:18.926	46.202	201.9	28:27.900	<b>402</b> Spirit Racing RENAULT Clio 1.6 Turbo SD 1. Rob NIEMAN							
10	1	2:57.478	51.178	1:19.366	46.934	205.3	31:25.378	1	1	4:19.610	1:45.110	1:41.386	53.114	124.6	4:19.610
11	1	3:21.849 B	51.829	1:19.620	1:10.400	202.2	34:47.227	2	1	3:09.251	53.421	1:26.790	49.040	174.8	7:28.861
<b>326</b> DRDO BMW 130i SS2 1. André SEINEN								3	1	3:03.817	51.943	1:24.750	47.124	208.9	10:32.678
1	1	4:15.593	1:41.488	1:41.510	52.595	123.7	4:15.593	4	1	2:59.713	49.584	1:23.552	46.577	202.6	13:32.391
2	1	3:05.629	54.007	1:23.769	47.853	168.5	7:21.222	5	1	2:58.862	49.785	1:22.182	46.895	213.9	16:31.253
3	1	3:01.005	52.064	1:21.580	47.361	200.4	10:22.227	6	1	2:57.606	49.473	1:22.217	45.916	189.5	19:28.859
4	1	2:58.290	51.073	1:19.939	47.278	193.5	13:20.517	7	1	2:52.676	50.053	1:17.405	45.218	207.7	22:21.535
5	1	2:56.015	50.883	1:19.094	46.038	193.2	16:16.532	8	1	3:02.062 B	49.391	1:17.394	55.277	213.4	25:23.597
6	1	2:55.678	50.233	1:18.033	47.412	208.1	19:12.210	9	1	4:54.860	2:52.287	1:17.493	45.080	200.7	30:18.457
7	1	2:56.459	51.226	1:19.444	45.789	203.0	22:08.669	10	1	2:48.197	49.011	1:14.598	44.588	214.3	33:06.654
8	1	2:53.286	49.908	1:17.732	45.646	208.5	25:01.955	11	1	2:49.146	49.319	1:14.270	45.557	211.4	35:55.800
9	1	3:11.174 B	50.174	1:18.169	1:02.831	203.4	28:13.129	12	1	2:48.012	48.523	1:14.599	44.890	216.0	38:43.812
10	1	4:45.262	2:42.115	1:17.883	45.264	206.5	32:58.391	13	1	2:59.517 B	48.574	1:15.276	55.667	210.9	41:43.329
11	1	2:54.508	50.004	1:17.944	46.560	208.1	35:52.899	<b>403</b> Kustlicht ALFA 147 SD 1. John VAN DER VOORT 2. Sandra VAN DER SLOOT							
12	1	2:53.316	49.601	1:17.881	45.834	214.3	38:46.215	1	1	5:53.095	2:48.951	1:55.309	1:08.835	110.3	5:53.095
13	1	2:52.496	49.325	1:17.713	45.458	211.4	41:38.711	2	1	3:15.425	1:00.520	1:25.513	49.392	134.0	9:08.520
<b>346</b> Koopman Racing BMW E36 SS2 1. Rene SNEEL								3	1	3:15.095 B	53.039	1:24.709	57.347	195.7	12:23.615
1	1	31:49.420	...	1:37.666	54.349	143.2	31:49.420	4	1	14:33.275	...	1:22.998	51.279	184.3	26:56.890
2	1	2:59.651	52.097	1:22.121	45.433	186.9	34:49.071	5	1	2:59.356	52.563	1:18.809	47.984	195.7	29:56.246
3	1	2:55.478	47.290	1:20.406	47.782	178.8	37:44.549	6	1	2:55.564	51.898	1:17.263	46.403	198.9	32:51.810
4	1	3:52.660 B	48.392	1:39.614	1:24.654	213.4	41:37.209	7	1	2:54.595	51.047	1:17.505	46.043	203.0	35:46.405
<b>347</b> Koopman Racing BMW M3 Cup SS2 1. Floris VAN DUJIN 2. Tristan VAN DUJIN 3. Cees VAN DUJIN															
1	1	3:31.807	1:07.607	1:31.790	52.410	155.2	3:31.807								
2	1	3:11.946	54.616	1:27.603	49.727	133.2	6:43.753								





# SUPERCAR CHALLENGE + GT&PROTO

## SPA RACING FESTIVAL

### FREE PRACTICE 1

### Sector Analysis

■ Personal Best ■ Session Best ■ Crossing the finish line in pit lane

Lap	D	Time	Sector 1	Sector 2	Sector 3	T. Spd	Elapsed
8	1	3:03.340	50.688	1:20.366	52.286	198.9	38:49.745
9	1	<b>2:51.675</b>	<b>49.999</b>	<b>1:16.482</b>	<b>45.194</b>	201.5	41:41.420

**404** Spirit Racing  
1. Bart DROST  
RENAULT Clio 1.6 Turbo SD

1	1	4:18.004	1:44.266	1:41.053	52.685	119.6	4:18.004
2	1	3:10.371	52.869	1:27.144	50.358	165.9	7:28.375
3	1	3:05.187	53.032	1:24.929	47.226	202.2	10:33.562
4	1	3:09.117 B	51.863	1:22.236	55.018	198.5	13:42.679
5	1	6:08.263 B	3:36.996	1:29.751	1:01.516	185.2	19:50.942
6	1	4:40.131	2:30.488	1:22.280	47.363	201.9	24:31.073
7	1	2:58.752	50.883	1:20.995	46.874	202.6	27:29.825
8	1	2:56.400	50.558	1:19.381	46.461	207.3	30:26.225
9	1	2:55.349	50.129	1:18.854	46.366	209.3	33:21.574
10	1	2:56.397	51.090	1:19.722	45.585	207.3	36:17.971
11	1	2:52.118	49.890	1:17.309	<b>44.919</b>	207.7	39:10.089
12	1	<b>2:51.603</b>	<b>49.299</b>	<b>1:17.145</b>	45.159	208.9	42:01.692

**409** DRDO  
1. Hans CREAMERS  
2. Raymond VAN STEEN  
BMW E36 SD

1	1	3:38.501	1:07.838	1:35.468	55.195	142.7	3:38.501
2	1	3:20.430	58.139	1:28.974	53.317	168.2	6:58.931
3	1	12:50.782	57.465	1:23.787	...	185.6	19:49.713
4	1	3:12.440	56.253	1:25.853	50.334	184.0	23:02.153
5	1	3:11.505	54.835	1:25.871	50.799	182.7	26:13.658
6	1	3:09.799	55.668	1:23.088	51.043	185.6	29:23.457
7	1	<b>3:06.126</b>	54.739	<b>1:22.032</b>	49.355	187.2	32:29.583
8	1	3:07.221	54.651	1:23.027	49.543	190.1	35:36.804
9	1	3:08.582	<b>54.561</b>	1:23.980	50.041	187.8	38:45.386
10	1	3:06.309	54.792	1:22.201	<b>49.316</b>	193.2	41:51.695

**410** Tim Gray Motorsport  
1. Stefano LEANEY  
2. Neil PRIMROSE  
NORMA M230FC CN

1	1	4:26.673	2:38.341	1:07.348	40.984	195.7	4:26.673
2	1	2:38.022	45.716	1:13.852	38.454	225.5	7:04.695
3	1	2:26.808	41.611	1:06.701	38.496	244.3	9:31.503
4	1	2:30.545	42.882	1:09.457	38.206	241.6	12:02.048
5	1	2:29.601	<b>41.074</b>	1:10.181	38.346	242.7	14:31.649
6	1	2:25.231	41.144	<b>1:04.214</b>	39.873	244.3	16:56.880
7	1	2:31.815	41.244	1:08.176	42.395	246.0	19:28.695
8	1	2:25.681	42.261	1:04.413	39.007	243.2	21:54.376
9	1	2:25.612	41.098	1:06.280	38.234	244.3	24:19.988
10	1	2:30.553	42.002	1:07.267	41.284	246.0	26:50.541
11	1	<b>2:24.686</b>	41.298	1:05.505	<b>37.883</b>	246.0	29:15.227
12	1	2:27.854	41.258	1:06.284	40.312	243.8	31:43.081
13	1	2:37.697 B	42.593	1:06.232	48.872	233.3	34:20.778

**411** DRDO  
1. Hans KOLENAAR  
MAZDA MX5 SD

1	1	3:43.655	1:11.859	1:35.161	56.635	139.2	3:43.655
2	1	3:15.808	57.559	1:24.918	53.331	171.4	6:59.463
3	1	3:06.621	55.927	1:21.144	49.550	186.5	10:06.084
4	1	3:07.373	56.129	1:20.830	50.414	189.1	13:13.457
5	1	3:09.810	58.975	1:22.199	48.636	184.9	16:23.267
6	1	<b>3:03.606</b>	55.031	1:20.352	48.223	190.8	19:26.873
7	1	3:17.508 B	56.747	1:20.248	1:00.513	189.8	22:44.381
8	1	5:02.853	2:53.711	<b>1:19.842</b>	49.300	191.2	27:47.234

9	1	3:04.462	54.931	1:20.730	48.801	192.9	30:51.696
10	1	3:05.207	56.646	1:20.370	<b>48.191</b>	185.9	33:56.903
11	1	3:07.731	<b>54.733</b>	1:23.997	49.001	173.6	37:04.634
12	1	3:22.216 B	55.299	1:20.831	1:06.086	190.1	40:26.850

**430** ALP Racing  
1. Alan PUBRICK  
2. David BRISE  
SAKER Rap X CN

1	1	4:12.415 B	1:51.441	1:27.004	53.970	139.4	4:12.415
2	1	5:07.158	3:12.628	1:12.534	41.996	222.2	9:19.573
3	1	2:45.209 B	44.131	1:12.728	48.350	198.2	12:04.782
4	1	6:41.190	4:52.154	<b>1:09.025</b>	40.011	231.8	18:45.972
5	1	<b>2:32.137</b>	<b>43.027</b>	1:09.212	39.898	244.3	21:18.109
6	1	2:34.016	43.828	1:10.181	40.007	243.2	23:52.125
7	1	2:35.463	46.531	1:09.768	<b>39.164</b>	224.1	26:27.588
8	1	2:50.151 B	43.044	1:11.061	56.046	204.2	29:17.739
9	1	5:25.006	3:09.688	1:26.925	48.393	195.7	34:42.745
10	1	2:53.160	49.603	1:18.098	45.459	217.7	37:35.905
11	1	2:48.297	45.122	1:17.710	45.465	213.9	40:24.202

**444** RDS Racing  
1. Pascal EHLERT  
RENAULT Clio RS 3 SD


1	1	8:03.437	5:35.297	1:36.971	51.169	80.3	8:03.437
2	1	3:04.742	54.230	1:21.422	49.090	186.5	11:08.179
3	1	3:02.027	52.969	1:21.265	47.793	192.9	14:10.206
4	1	3:01.179	53.328	1:20.283	47.568	192.2	17:11.385
5	1	2:59.502	<b>52.046</b>	1:19.325	48.131	193.9	20:10.887
6	1	<b>2:57.642</b>	52.122	<b>1:18.330</b>	47.190	196.4	23:08.529
7	1	3:09.178 B	53.664	1:19.702	55.812	194.2	26:17.707
8	1	5:00.862	2:51.610	1:21.621	47.631	185.2	31:18.569
9	1	2:59.485	52.437	1:19.897	<b>47.151</b>	193.5	34:18.054
10	1	2:59.038	52.355	1:19.496	47.187	197.1	37:17.092
11	1	2:58.439	52.080	1:18.821	47.538	195.7	40:15.531

**450** 1. TBA  
Renault Clio

1	1	7:05.482	4:30.153	1:38.187	57.142	137.8	7:05.482
2	1	3:18.208 B	55.533	1:23.529	59.146	192.5	10:23.690
3	1	7:53.816	5:45.009	1:20.673	48.134	196.4	18:17.506
4	1	2:57.506	52.706	1:17.805	46.995	196.4	21:15.012
5	1	2:57.988	51.184	1:18.978	47.826	199.6	24:13.000
6	1	2:54.280	50.907	1:16.677	46.696	200.0	27:07.280
7	1	2:55.362	50.968	1:17.559	46.835	199.3	30:02.642
8	1	<b>2:53.673</b>	50.479	1:16.907	46.287	200.4	32:56.315
9	1	2:54.396	50.233	1:18.057	<b>46.106</b>	201.5	35:50.711
10	1	2:54.603	<b>50.592</b>	<b>1:16.610</b>	47.401	203.8	38:45.314
11	1	2:54.281	<b>50.217</b>	1:17.865	46.199	201.1	41:39.595

**473** Alain Berg  
1. Alain BERG  
RADICAL SR8 CN

1	1	5:49.958	3:32.356	1:27.269	50.333	142.7	5:49.958
2	1	2:51.575	53.209	1:15.952	42.414	179.4	8:41.533
3	1	2:35.777	44.107	1:11.292	40.378	234.3	11:17.310
4	1	2:35.323	42.916	1:13.162	39.245	241.6	13:52.633
5	1	3:05.825 B	48.837	1:17.078	59.910	193.5	16:58.458
6	1	4:30.565	2:39.490	1:11.000	40.075	208.9	21:29.023
7	1	2:41.585	42.972	1:14.606	44.007	245.5	24:10.608
8	1	2:32.019	42.844	1:10.607	<b>38.568</b>	244.3	26:42.627



## SUPERCAR CHALLENGE + GT&PROTO SPA RACING FESTIVAL FREE PRACTICE 1

### Sector Analysis

■ Personal Best ■ Session Best B Crossing the finish line in pit lane


Lap	D	Time	Sector 1	Sector 2	Sector 3	T. Spd	Elapsed	Lap	D	Time	Sector 1	Sector 2	Sector 3	T. Spd	Elapsed
9	1	2:31.314	42.455	1:10.081	38.778	250.0	29:13.941	4	1	2:46.312	48.384	1:14.700	43.228	208.5	13:41.727
10	1	2:32.861	43.988	1:09.035	39.838	213.9	31:46.802	5	1	2:46.549	47.834	1:14.858	43.857	208.5	16:28.276
11	1	2:32.542	41.972	1:11.110	39.460	234.8	34:19.344	6	1	2:56.919B	48.576	1:11.421	56.922	205.7	19:25.195
12	1	2:32.801	41.891	1:11.100	39.810	254.7	36:52.145	7	1	4:21.250	2:26.922	1:11.536	42.792	195.7	23:46.445
13	1	2:46.948B	41.850	1:09.365	55.733	253.5	39:39.093	8	1	2:40.111	47.036	1:10.708	42.367	208.5	26:26.556

496		VR Motorsport														PRAGA R1T
		1.Tim GRAY														CN
		2.Alain BERG														
1	1	4:38.309	2:39.593	1:16.753	41.963	198.5	4:38.309									
2	1	2:40.567B	46.445	1:09.634	44.488	241.6	7:18.876									
3	1	4:34.449	2:46.348	1:09.681	38.420	235.3	11:53.325									
4	1	2:25.325	41.536	1:06.178	37.611	236.3	14:18.650									
5	1	2:23.530	41.052	1:04.995	37.483	250.6	16:42.180									
6	1	2:25.779	40.498	1:05.848	39.433	251.7	19:07.959									
7	1	2:23.574	41.004	1:04.140	38.430	251.7	21:31.533									
8	1	2:29.198B	41.392	1:04.955	42.851	243.8	24:00.731									
9	1	2:37.306	55.547	1:04.887	36.872	251.2	26:38.037									
10	1	2:23.331	40.855	1:03.804	38.672	249.4	29:01.368									
11	1	2:21.846	40.641	1:03.800	37.405	250.6	31:23.214									
12	1	2:24.355	40.356	1:06.431	37.568	251.2	33:47.569									
13	1	3:07.091B	53.937	1:20.071	53.083	165.9	36:54.660									

499		Spirit Racing														RENAULT Clio
		1.Rob NIEMAN														
1	1	4:23.159	1:49.504	1:39.034	54.621	128.4	4:23.159									
2	1	3:08.196	53.766	1:26.041	48.389	194.2	7:31.355									
3	1	3:02.951	52.256	1:23.103	47.592	188.2	10:34.306									
4	1	3:04.857	59.884	1:18.945	46.028	204.2	13:39.163									
5	1	2:54.395	50.563	1:18.105	45.727	174.5	16:33.558									
6	1	2:53.753	49.883	1:18.477	45.393	208.5	19:27.311									
7	1	3:04.016B	50.601	1:16.830	56.585	206.1	22:31.327									
8	1	10:19.456	8:05.267	1:25.568	48.621	192.5	32:50.783									
9	1	3:05.102	52.084	1:23.874	49.144	184.9	35:55.885									
10	1	3:02.410	51.862	1:21.981	48.567	206.1	38:58.295									
11	1	2:57.949	51.341	1:20.204	46.404	204.9	41:56.244									

511		BlueBerry Racing														PRAGA R1
		1.Danny VAN DONGEN														SR3
1	1	5:10.376	2:55.923	1:28.032	46.421	167.4	5:10.376									
2	1	2:47.444	49.629	1:14.089	43.726	208.1	7:57.820									
3	1	2:41.635	47.789	1:11.616	42.230	212.6	10:39.455									
4	1	2:44.801	47.475	1:14.669	42.657	208.9	13:24.256									
5	1	2:38.134	47.004	1:09.813	41.317	207.7	16:02.390									
6	1	2:36.419	45.560	1:09.441	41.418	216.0	18:38.809									
7	1	2:46.871B	46.148	1:09.686	51.037	212.6	21:25.680									
8	1	5:26.839	3:32.730	1:11.192	42.917	211.4	26:52.519									
9	1	2:36.694	46.709	1:08.477	41.508	216.4	29:29.213									
10	1	2:35.761	46.447	1:08.022	41.292	212.2	32:04.974									
11	1	2:38.517	45.789	1:11.415	41.313	213.4	34:43.491									
12	1	2:42.817B	46.397	1:07.562	48.858	212.6	37:26.308									
13	1	4:54.006	2:59.665	1:07.388	46.953	211.8	42:20.314									

514		VR Motorsport														RADICAL SR3
		1.Alastair BOULTON														SR3
		2.Alain BERG														
1	1	5:16.192	3:03.902	1:26.026	46.264	176.8	5:16.192									
2	1	2:51.039	50.276	1:16.560	44.203	203.0	8:07.231									
3	1	2:48.184	49.624	1:14.347	44.213	203.0	10:55.415									



# SUPERCAR CHALLENGE + GT&PROTO


## SPA RACING FESTIVAL

### FREE PRACTICE 2

### Classification

Nr. Drivers	Team	Car	Cl	Time	Lap Total	Gap	Kph
1265 S. PFEIFER	Powermotorsports	NORMA V8	LMP3	<b>2:19.250</b>	9 10	- -	181.1
2213 M. ASCHOFF	EDEKA Aschoff Racing	GINETTA Nissan G58	LMP3	<b>2:24.115</b>	11 14	+4.865 +4.865	175.0
3229 J. SCHELL	Pegasus Racing	GINETTA G57	LMP3	<b>2:25.404</b>	5 12	+6.154 +1.289	173.4
4199 M. VERHAGEN / W. MEIJER	JR Motorsport	BMW M4 Silhouette 3.2	GT	<b>2:27.876</b>	13 14	+8.626 +2.472	170.5
5212 J. LEQUEUX / J. UEBERECKEN	Prime Racing	GINETTA Nissan G57	LMP3	<b>2:27.975</b>	8 10	+8.725 +0.099	170.4
6189 . R. GROUWELS	Race Art	PORSCHE 991 Gen II	GT	<b>2:28.788</b>	10 11	+9.538 +0.813	169.5
7473 A. BERG	Alain Berg	RADICAL SR8	CN	<b>2:29.337</b>	6 13	+10.087 +0.549	168.8
8124 O. FREYMUTH	Oliver Freymuth	LAMBORGHINI Super Trophéo	GT	<b>2:30.019</b>	8 10	+10.769 +0.682	168.1
9182 K. WAUTERS / B. WAUTERS	DVB Racing bvba	PORSCHE 991 GT3 Cup	GT	<b>2:30.488</b>	6 13	+11.238 +0.469	167.5
10190 . E. GROUWELS	Race Art	PORSCHE 991 Gen II	GT	<b>2:30.565</b>	8 13	+11.315 +0.077	167.5
11187 V. DESPRIET	Speedlover	PORSCHE 991 GT3 Cup	GT	<b>2:30.569</b>	7 12	+11.319 +0.004	167.5
12106 B. HERBER	BODA Racing	PORSCHE 991 Gen II	GT	<b>2:30.779</b>	10 11	+11.529 +0.210	167.2
13293 M. BAKKER / J. IBRAN PARDO	BE Motorsport	LIGIER LMP3	LMP3	<b>2:30.810</b>	12 13	+11.560 +0.031	167.2
14496 T. GRAY / G. WILLIAM	VR Motorsport	PRAGA R1T	CN	<b>2:30.919</b>	9 11	+11.669 +0.109	167.1
15188 J. DE WILDE	Speedlover	PORSCHE 991 GT3 Cup	GT	<b>2:31.467</b>	11 13	+12.217 +0.548	166.5
16111 W. SLUYS / B. SCHOUTEN	JR Motorsport	BMW M4 Silhouette	GT	<b>2:31.485</b>	5 13	+12.235 +0.018	166.4
17108 M. LANTING	JR Motorsport	BMW M3 GTMR	GT	<b>2:31.698</b>	6 12	+12.448 +0.213	166.2
18107 D. MEIJER	BODA Racing	PORSCHE 991 GT3 Cup	GT	<b>2:32.497</b>	6 12	+13.247 +0.799	165.3
19180 C. CEYISAKAR / J. VAN HOOYDONCK	Go Motorsports by DVB	PORSCHE 991 GT3 Cup	GT	<b>2:33.234</b>	8 12	+13.984 +0.737	164.5
20118 F. DULLAART / N. LANGEVELD	Certainty Racing	PORSCHE 991 GT3 Cup	GT	<b>2:33.564</b>	12 13	+14.314 +0.330	164.2
21410 N. PRIMROSE	Tim Gray Motorsport	NORMA M230FC	CN	<b>2:33.671</b>	5 6	+14.421 +0.107	164.1
22202 R. STEENMETZ	Ferry Monster Autosport	Leon Cupra TCR	SS1	<b>2:35.062</b>	10 14	+15.812 +1.391	162.6
23126 J. JANSEN	JJ Racing	PORSCHE 997 Cup	GT	<b>2:35.259</b>	7 13	+16.009 +0.197	162.4
24245 . R. VAN DEN BERG / . B. VAN DEN BERG	Harders Plaza	BMW E90	SS1	<b>2:35.782</b>	8 14	+16.532 +0.523	161.9
25181 C. OGUZHAN	Go Motorsports by DVB	PORSCHE 991 GT3 Cup	GT	<b>2:35.882</b>	3 9	+16.632 +0.100	161.8
26514 A. BOULTON / A. BERG	VR Motorsport	RADICAL SR3	SR3	<b>2:36.164</b>	7 14	+16.914 +0.282	161.5
27201 D. DE BORST / S. VAN OORD	Febo Racing Team	Leon Cupra TCR	SS1	<b>2:36.189</b>	8 13	+16.939 +0.025	161.4
28264 J. DE KIMPE	DK-Racing powered by FMA	VW Golf TCR	SS1	<b>2:36.495</b>	12 13	+17.245 +0.306	161.1
29222 . R. VAN LOON / . L. VAN LOON	Blueberry Racing	BMW E46 M3	SS1	<b>2:36.656</b>	8 11	+17.406 +0.161	161.0
30511 D. VAN DONGEN	BlueBerry Racing	PRAGA R1	SR3	<b>2:36.693</b>	8 10	+17.443 +0.037	160.9
31186 W. MEULDERS / R. RENMANS	Speedlover	PORSCHE 991 GT3 Cup	GT	<b>2:36.921</b>	9 11	+17.671 +0.228	160.7
32246 R. OLIJ	Stichting Euro Autosport	BMW E92 M3	SS1	<b>2:37.813</b>	5 12	+18.563 +0.892	159.8
33259 M. VAN DE MAAT / P. SCHREURS	BS Racing Team	BMW E46 GTR	SS1	<b>2:38.261</b>	6 14	+19.011 +0.448	159.3
34203 S. POLDERMAN	Ferry Monster Autosport	Leon Cupra TCR	SS1	<b>2:40.960</b>	6 12	+21.710 +2.699	156.6
35208 T. VAN VLIET	JR Motorsport	BMW E92 V8	SS1	<b>2:41.398</b>	5 6	+22.148 +0.438	156.2
36109 D. SCHULZ	Topper Team	PORSCHE 997 Cup	GT	<b>2:43.832</b>	12 13	+24.582 +2.434	153.9
37430 A. PUBRICK / D. BRISE	ALP Racing	SAKER Rap X	CN	<b>2:44.192</b>	9 10	+24.942 +0.360	153.6
38346 R. SNEL	Koopman Racing	BMW E36	SS2	<b>2:44.441</b>	3 7	+25.191 +0.249	153.3
39355 P. DE VREEDE / R. DE LEEUW	Brighifiber de Vreede/ de Leeuw	BMW E46 M3	SS2	<b>2:45.012</b>	12 13	+25.762 +0.571	152.8
40323 E. DRUMMEN / R. FRIEDERICH	DRDO	BMW	SS2	<b>2:47.214</b>	11 11	+27.964 +2.202	150.8
41322 . S. DULLAART / . D. DULLAART	DRDO	BMW M3	SS2	<b>2:49.614</b>	6 10	+30.364 +2.400	148.7
42499 R. NIEMAN	Spirit Racing	RENAULT Clio	SD	<b>2:50.087</b>	9 10	+30.837 +0.473	148.2
43401 C. VOET / B. VAN DEN BROECK	Traxx Racing Team	PEUGEOT RCZ Cup	SD	<b>2:50.136</b>	9 10	+30.886 +0.049	148.2
44321 . R. DULLAART	DRDO	BMW M3	SS2	<b>2:50.580</b>	6 10	+31.330 +0.444	147.8
45402 R. NIEMAN	Spirit Racing	RENAULT Clio 1.6 Turbo	SD	<b>2:51.571</b>	8 11	+32.321 +0.991	147.0
46404 B. DROST	Spirit Racing	RENAULT Clio 1.6 Turbo	SD	<b>2:51.832</b>	5 12	+32.582 +0.261	146.7
47450 L. GROENEVELD	Renault Clio	Renault Clio	SD	<b>2:51.864</b>	9 12	+32.614 +0.032	146.7
48326 A. SEINEN	DRDO	BMW 130i	SS2	<b>2:53.377</b>	11 12	+34.127 +1.513	145.4
49327 P. VAN DER HAM	DRDO	BMW M3 E46	SS2	<b>2:54.121</b>	8 8	+34.871 +0.744	144.8
50347 . F. VAN DUJN / . T. VAN DUJN / . C. VAN DUJN	Koopman Racing	BMW M3 Cup	SS2	<b>2:56.177</b>	10 11	+36.927 +2.056	143.1
51411 H. KOLENAAR	DRDO	MAZDA MX5	SD	<b>3:00.529</b>	10 11	+41.279 +4.352	139.7
52325 J. VAN STEE	DRDO	BMW 130i	SS2	<b>3:00.983</b>	6 8	+41.733 +0.454	139.3
53403 J. VAN DER VOORT / S. VAN DER SLOOT	Kustlicht	ALFA 147	SD	<b>3:02.577</b>	2 4	+43.327 +1.594	138.1
54444 P. EHLERT	RDS Racing	RENAULT Clio RS 3	SD	<b>3:08.424</b>	3 6	+49.174 +5.847	133.8
55409 H. CREEMERS / R. VAN STEEN	DRDO	BMW E36	SD	<b>3:09.862</b>	7 10	+50.612 +1.438	132.8
56218 C. LUBBERS / A. RUITENBEEK	DRDO	BMW GTR	SS1				
57266 M. VEELS / J. VAN DER ENDE	JW Raceservice	SEAT Sport Leon Cup Racer	SS1				
58318 C. EUSER	DRDO	BMW M3	SS2		2		
59324 J. VERHOEVEN / J. VERHOEVEN	DRDO	BMW Compact	SS2				
60381 N. DELENCRE	Why Not Pitstop Racing Events	PEUGEOT 308 CUP	SS2		3		

**Fastest Lap** | Lap 9 | Siegmar PFEIFER | **2:19.250** | 181.1 Kph



**SUPERCAR CHALLENGE + GT&PROTO**  
**SPA RACING FESTIVAL**  
**FREE PRACTICE 2**

**Classification**

Nr. Drivers	Team	Car	Cl	Time	Lap Total	Gap	Kph
-------------	------	-----	----	------	-----------	-----	-----


Published at: .....

Track Status: **DRY**

<b>Race Director</b>	<b>Stewards</b>	<b>Timekeeper:</b> Xavi Lozano JOB-0057-CAT
----------------------	-----------------	---







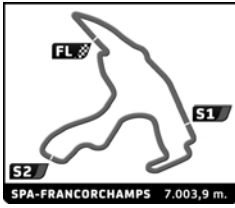
# SUPERCAR CHALLENGE + GT&PROTO

## SPA RACING FESTIVAL

### FREE PRACTICE 2

### Best Sector Times

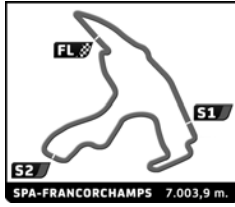
SECTOR 1			SECTOR 2			SECTOR 3			Pos	Team	Cl	Ideal Lap	Best Lap
Pos	Driver	Time	Driver	Time	Driver	Time	Pos	Team	Cl	Ideal Lap	Best Lap		
1	213 M.ASCHOFF	38.805	265 S.PFEIFER	1:03.541	265 S.PFEIFER	36.373	1	265 Powermotorsports	LMP3	2:18.742	2:19.250 (1)		
2	265 S.PFEIFER	38.828	213 M.ASCHOFF	1:05.374	213 M.ASCHOFF	36.731	2	213 EDEKA Aschoff Racing	LMP3	2:20.910	2:24.115 (2)		
3	124 O.FREYMUTH	40.437	229 J.SCHELL	1:06.013	473 A.BERG	37.975	3	3229 Pegasus Racing	LMP3	2:25.404	2:25.404 (3)		
4	229 J.SCHELL	41.052	199 M.VERHAGEN	1:06.420	229 J.SCHELL	38.339	4	124 Oliver Freymuth	GT	2:27.433	2:30.019 (8)		
5	473 A.BERG	41.283	212 J.LEQUEUX	1:07.268	124 O.FREYMUTH	38.433	5	199 JR Motorsport	GT	2:27.462	2:27.876 (4)		
6	181 C.OGUZHAN	41.356	514 A.BOULTON	1:07.392	212 J.LEQUEUX	38.437	6	6212 Prime Racing	LMP3	2:27.509	2:27.975 (5)		
7	189 R.GROUWELS	41.380	410 N.PRIMROSE	1:07.726	199 M.VERHAGEN	38.782	7	7473 Alain Berg	CN	2:27.539	2:29.337 (7)		
8	190 E.GROUWELS	41.510	496 T.GRAY	1:07.848	189 R.GROUWELS	38.853	8	8189 Race Art	GT	2:28.788	2:28.788 (6)		
9	182 K.WAUTERS	41.580	511 D.VAN DONGEN	1:08.095	293 M.BAKKER	38.965	9	9496 VR Motorsport	CN	2:29.139	2:30.919 (14)		
10	106 B.HERBER	41.757	473 A.BERG	1:08.281	190 E.GROUWELS	39.064	10	293 BE Motorsport	LMP3	2:29.624	2:30.810 (13)		
11	212 J.LEQUEUX	41.804	293 M.BAKKER	1:08.473	108 M.LANTING	39.072	11	1190 Race Art	GT	2:29.900	2:30.565 (10)		
12	107 D.MEIJER	41.855	189 R.GROUWELS	1:08.555	187 V.DESPRIET	39.076	12	187 Speedlover	GT	2:30.254	2:30.569 (11)		
13	188 J.DE WILDE	42.026	124 O.FREYMUTH	1:08.563	111 W.SLUYS	39.108	13	182 DVB Racing bvba	GT	2:30.346	2:30.488 (9)		
14	108 M.LANTING	42.061	111 W.SLUYS	1:08.932	496 T.GRAY	39.161	14	106 BODA Racing	GT	2:30.463	2:30.779 (12)		
15	187 V.DESPRIET	42.120	187 V.DESPRIET	1:09.058	182 K.WAUTERS	39.249	15	111 JR Motorsport	GT	2:30.706	2:31.485 (16)		
16	496 T.GRAY	42.130	190 E.GROUWELS	1:09.326	106 B.HERBER	39.266	16	1410 Tim Gray Motorsport	CN	2:31.038	2:33.671 (21)		
17	293 M.BAKKER	42.186	106 B.HERBER	1:09.440	118 F.DULLAART	39.517	17	17108 JR Motorsport	GT	2:31.259	2:31.698 (17)		
18	199 M.VERHAGEN	42.260	182 K.WAUTERS	1:09.517	107 D.MEIJER	39.542	18	188 Speedlover	GT	2:31.377	2:31.467 (15)		
19	126 J.JANSEN	42.447	181 C.OGUZHAN	1:09.629	188 J.DE WILDE	39.651	19	118 Certainty Racing	GT	2:31.871	2:33.564 (20)		
20	118 F.DULLAART	42.460	188 J.DE WILDE	1:09.700	180 C.CEYISAKAR	39.693	20	181 Go Motorsports by DVB	GT	2:31.877	2:35.882 (25)		
21	180 C.CEYISAKAR	42.552	201 D.DE BORST	1:09.707	410 N.PRIMROSE	39.743	21	21107 BODA Racing	GT	2:31.916	2:32.497 (18)		
22	111 W.SLUYS	42.666	118 F.DULLAART	1:09.894	202 R.STEENMETZ	40.344	22	180 Go Motorsports by DVB	GT	2:32.671	2:33.234 (19)		
23	186 W.MEULDERS	43.265	202 R.STEENMETZ	1:09.935	126 J.JANSEN	40.507	23	126 JJ Racing	GT	2:33.833	2:35.259 (23)		
24	410 N.PRIMROSE	43.569	108 M.LANTING	1:10.126	245 R.VAN DEN BERG	40.591	24	202 Ferry Monster Autosport	SS1	2:34.328	2:35.062 (22)		
25	222 R.VAN LOON	43.924	180 C.CEYISAKAR	1:10.426	222 R.VAN LOON	40.732	25	514 VR Motorsport	SR3	2:34.578	2:36.164 (26)		
26	202 R.STEENMETZ	44.049	107 D.MEIJER	1:10.519	181 C.OGUZHAN	40.892	26	201 Febo Racing Team	SS1	2:34.988	2:36.189 (27)		
27	245 R.VAN DEN BERG	44.090	245 R.VAN DEN BERG	1:10.713	264 J.DE KIMPE	40.917	27	511 BlueBerry Racing	SR3	2:35.065	2:36.693 (30)		
28	264 J.DE KIMPE	44.239	126 J.JANSEN	1:10.879	186 W.MEULDERS	40.972	28	245 Harders Plaza	SS1	2:35.394	2:35.782 (24)		
29	201 D.DE BORST	44.252	264 J.DE KIMPE	1:10.982	201 D.DE BORST	41.029	29	222 Blueberry Racing	SS1	2:35.951	2:36.656 (29)		
30	246 R.OLIJ	44.589	222 R.VAN LOON	1:11.295	246 R.OLIJ	41.087	30	264 DK-Racing powered by FMA	SS1	2:36.138	2:36.495 (28)		
31	203 S.POLDERMAN	44.816	246 R.OLIJ	1:11.369	511 D.VAN DONGEN	41.267	31	186 Speedlover	GT	2:36.289	2:36.921 (31)		
32	109 D.SCHULZ	44.921	259 M.VAN DE MAAT	1:11.574	259 M.VAN DE MAAT	41.271	32	246 Stichting Euro Autosport	SS1	2:37.045	2:37.813 (32)		
33	430 A.PUBRICK	45.047	186 W.MEULDERS	1:12.052	514 A.BOULTON	41.663	33	259 BS Racing Team	SS1	2:38.188	2:38.261 (33)		
34	259 M.VAN DE MAAT	45.343	430 A.PUBRICK	1:12.284	346 R.SNEL	41.765	34	203 Ferry Monster Autosport	SS1	2:39.677	2:40.960 (34)		
35	514 A.BOULTON	45.523	203 S.POLDERMAN	1:12.537	208 T.VAN VLIET	41.886	35	430 ALP Racing	CN	2:40.279	2:44.192 (37)		
36	511 D.VAN DONGEN	45.703	208 T.VAN VLIET	1:12.810	203 S.POLDERMAN	42.324	36	208 JR Motorsport	SS1	2:41.348	2:41.398 (35)		
37	346 R.SNEL	46.051	346 R.SNEL	1:14.014	430 A.PUBRICK	42.948	37	346 Koopman Racing	SS2	2:41.830	2:44.441 (38)		
38	208 T.VAN VLIET	46.652	355 P.DE VREEDE	1:14.129	109 D.SCHULZ	42.985	38	109 Topper Team	GT	2:43.654	2:43.832 (36)		
39	355 P.DE VREEDE	47.432	321 R.DULLAART	1:15.352	355 P.DE VREEDE	43.062	39	355 Brightfiber de Vreede/ de Leeuw	SS2	2:44.623	2:45.012 (39)		
40	323 E.DRUMMEN	48.111	323 E.DRUMMEN	1:15.419	323 E.DRUMMEN	43.684	40	323 DRDO	SS2	2:47.214	2:47.214 (40)		
41	321 R.DULLAART	48.509	401 C.VOET	1:15.485	322 S.DULLAART	43.955	41	321 DRDO	SS2	2:48.583	2:50.580 (44)		
42	499 R.NIEMAN	49.047	109 D.SCHULZ	1:15.748	401 C.VOET	44.382	42	401 Traxx Racing Team	SD	2:48.987	2:50.136 (43)		
43	401 C.VOET	49.120	450 L.GROENEVELD	1:15.860	321 R.DULLAART	44.722	43	322 DRDO	SS2	2:49.004	2:49.614 (41)		
44	322 S.DULLAART	49.189	322 S.DULLAART	1:15.860	499 R.NIEMAN	44.976	44	499 Spirit Racing	SD	2:50.087	2:50.087 (42)		
45	381 N.DELENCRE	49.193	499 R.NIEMAN	1:16.064	402 R.NIEMAN	45.027	45	45450	SD	2:51.360	2:51.864 (47)		
46	402 R.NIEMAN	49.315	404 B.DROST	1:16.965	404 B.DROST	45.093	46	404 Spirit Racing	SD	2:51.505	2:51.832 (46)		
47	404 B.DROST	49.447	402 R.NIEMAN	1:17.229	326 A.SEINEN	45.343	47	402 Spirit Racing	SD	2:51.571	2:51.571 (45)		
48	347 F.VAN DUIJN	49.598	327 P.VAN DER HAM	1:17.651	327 P.VAN DER HAM	45.351	48	326 Koopman Racing	SS2	2:53.357	2:53.377 (48)		
49	326 A.SEINEN	49.769	326 A.SEINEN	1:18.245	450 L.GROENEVELD	45.602	49	327 DRDO	SS2	2:54.121	2:54.121 (49)		
50	450 L.GROENEVELD	49.898	411 H.KOLENAAR	1:18.594	381 N.DELENCRE	45.607	50	347 Koopman Racing	SS2	2:56.009	2:56.177 (50)		
51	403 J.VAN DER VOORT	51.007	347 F.VAN DUIJN	1:19.362	347 F.VAN DUIJN	47.049	51	403 Kustlicht	SD	2:59.801	3:02.577 (53)		
52	327 P.VAN DER HAM	51.119	444 P.EHLERT	1:20.334	403 J.VAN DER VOORT	47.380	52	411 DRDO	SD	3:00.458	3:00.529 (51)		
53	325 J.VAN STEE	51.561	325 J.VAN STEE	1:20.838	411 H.KOLENAAR	47.630	53	325 DRDO	SS2	3:00.627	3:00.983 (52)		
54	444 P.EHLERT	53.406	403 J.VAN DER VOORT	1:21.414	444 P.EHLERT	47.936	54	444 RDS Racing	SD	3:01.676	3:08.424 (54)		
55	411 H.KOLENAAR	54.234	318 C.EUSER	1:23.699	325 J.VAN STEE	48.228	55	53381 Why Not Pitstop Racing Events	SS2	3:01.731			
56	409 H.CREEMERS	54.891	409 H.CREEMERS	1:23.942	409 H.CREEMERS	50.138	56	409 DRDO	SD	3:08.971	3:09.862 (55)		



**SUPERCAR CHALLENGE + GT&PROTO**  
**SPA RACING FESTIVAL**  
**FREE PRACTICE 2**

**Best Sector Times**

SECTOR 1			SECTOR 2		SECTOR 3		Pos	Team	Cl	Ideal Lap	Best Lap
Pos	Driver	Time	Driver	Time	Driver	Time					
57	318 C.EUSER	56.255	381 N.DELENCRE	1:26.931	318 C.EUSER	52.568	57	318 DRDO	SS2	3:12.522	




## SUPERCAR CHALLENGE + GT&PROTO

### SPA RACING FESTIVAL

### FREE PRACTICE 2

### Best Top Speeds


Team	Car	Class	Top Speed Driver	Top 1		Top 2		Top 3		Top 4		Top 5		
				Kph	Lap	Kph	Lap	Kph	Lap	Kph	Lap	Kph	Lap	Avg
265 Powermotorsports	NORMA V8	LMP3	S. PFEIFER	278.4	9	264.1	8	256.5	5	251.2	3	247.7	10	259,6
124 Oliver Freymuth	LAMBORGHINI Super Trophéo	GT	O. FREYMUTH	276.2	10	269.3	6	267.3	7	264.7	3	262.1	8	267,9
213 EDEKA Aschoff Racing	GINETTA Nissan G58	LMP3	M. ASCHOFF	275.5	14	274.1	13	270.0	4	269.3	9	268.0	8	271,4
106 BODA Racing	PORSCHE 991 Gen II	GT	B. HERBER	264.7	9	262.8	10	262.1	6	262.1	8	262.1	5	262,8
189 Race Art	PORSCHE 991 Gen II	GT	R. GROUWELS	263.4	10	257.8	7	252.9	6	244.9	5	240.5	9	251,9
187 Speedlover	PORSCHE 991 GT3 Cup	GT	V. DESPRIET	260.9	12	259.0	11	258.4	6	257.8	10	256.5	4	258,5
473 Alain Berg	RADICAL SR8	CN	A. BERG	260.9	11	257.8	7	257.1	10	257.1	13	257.1	6	258,0
181 Go Motorsports by DVB	PORSCHE 991 GT3 Cup	GT	C. OGUZHAN	260.2	9	247.7	3	243.8	8	242.2	4	227.8	2	244,3
107 BODA Racing	PORSCHE 991 GT3 Cup	GT	D. MEIJER	259.0	11	255.9	12	252.9	10	249.4	7	246.6	6	252,8
126 JJ Racing	PORSCHE 997 Cup	GT	J. JANSEN	258.4	6	257.8	7	257.8	8	255.9	4	255.3	11	257,0
182 DVB Racing bvba	PORSCHE 991 GT3 Cup	GT	K. WAUTERS	258.4	13	256.5	9	255.9	4	254.1	10	254.1	12	255,8
118 Certainty Racing	PORSCHE 991 GT3 Cup	GT	F. DULLAART	257.8	6	248.8	12	243.8	8	239.5	3	238.9	7	245,8
180 Go Motorsports by DVB	PORSCHE 991 GT3 Cup	GT	C. CEYSAKAR	257.1	8	254.1	9	252.3	10	252.3	6	251.7	11	253,5
108 JR Motorsport	BMW M3 GTMR	GT	M. LANTING	256.5	6	254.1	5	248.8	3	247.7	4	243.2	2	250,1
188 Speedlover	PORSCHE 991 GT3 Cup	GT	J. DE WILDE	255.9	11	255.3	13	255.3	8	255.3	7	251.7	5	254,7
190 Race Art	PORSCHE 991 Gen II	GT	E. GROUWELS	255.3	7	254.1	12	252.9	5	252.3	6	251.2	10	253,2
229 Pegasus Racing	GINETTA G57	LMP3	J. SCHELL	255.3	6	246.0	5	238.9	4	226.4	2	226.4	8	238,6
212 Prime Racing	GINETTA Nissan G57	LMP3	J. LEQUEUX	254.1	8	252.9	5	244.9	10	236.8	4	228.8	9	243,5
293 BE Motorsport	LIGIER LMP3	LMP3	M. BAKKER	249.4	9	246.0	12	243.8	8	239.5	10	237.9	7	243,3
496 VR Motorsport	PRAGA R1T	CN	T. GRAY	248.8	9	244.9	10	234.8	7	233.3	11	229.9	5	236,5
199 JR Motorsport	BMW M4 Silhouette 3.2	GT	M. VERHAGEN	244.3	10	240.5	12	240.0	8	240.0	11	239.5	13	240,9
111 JR Motorsport	BMW M4 Silhouette	GT	W. SLUYS	243.8	6	241.1	5	236.3	3	236.3	12	233.8	2	238,3
202 Ferry Monster Autosport	Leon Cupra TCR	SS1	R. STEENMETZ	242.7	9	240.0	13	239.5	10	238.9	7	238.9	11	240,0
245 Harders Plaza	BMW E90	SS1	R. VAN DEN BERG	242.7	14	242.7	12	242.2	8	241.6	9	240.5	7	241,9
222 Blueberry Racing	BMW E46 M3	SS1	R. VAN LOON	242.2	5	241.6	11	238.4	10	230.3	9	229.8	4	236,5
246 Stichting Euro Autosport	BMW E92 M3	SS1	R. OLIJ	242.2	8	239.5	6	239.5	9	238.9	4	236.3	3	239,3
410 Tim Gray Motorsport	NORMA M230FC	CN	N. PRIMROSE	241.6	5	229.3	6	225.9	2	216.0	4	178.2	3	218,2
109 Topper Team	PORSCHE 997 Cup	GT	D. SCHULZ	238.4	13	231.3	7	225.0	10	220.4	12	214.7	2	226,0
201 Febo Racing Team	Leon Cupra TCR	SS1	D. DE BORST	238.4	5	238.4	8	237.4	10	236.8	11	232.8	3	236,8
264 DK-Racing powered by FMA	VW Golf TCR	SS1	J. DE KIMPE	237.4	13	236.8	12	231.3	10	225.9	6	225.0	11	231,3
186 Speedlover	PORSCHE 991 GT3 Cup	GT	W. MEULDERS	235.8	8	232.8	10	229.8	11	226.4	7	220.0	9	229,0
208 JR Motorsport	BMW E92 V8	SS1	T. VAN VLIET	235.8	6	234.8	5	218.6	2	215.1	3	201.1	4	221,1
203 Ferry Monster Autosport	Leon Cupra TCR	SS1	S. POLDERMAN	234.8	11	230.8	5	227.8	12	227.4	6	226.4	3	229,4
259 BS Racing Team	BMW E46 GTR	SS1	M. VAN DE MAAT	234.3	11	234.3	13	233.8	12	233.8	5	233.3	6	233,9
346 Koopman Racing	BMW E36	SS2	R. SNEL	227.8	4	223.6	3	222.2	2	222.2	5	221.8	6	223,5
323 DRDO	BMW	SS2	E. DRUMMEN	220.4	11	216.9	9	210.1	10	206.1	8	201.1	7	210,9
321 DRDO	BMW M3	SS2	R. DULLAART	220.0	10	217.3	9	213.0	6	210.9	3	210.1	4	214,3
511 BlueBerry Racing	PRAGA R1	SR3	D. VAN DONGEN	217.7	9	215.1	8	213.9	7	213.0	4	211.4	5	214,2
514 VR Motorsport	RADICAL SR3	SR3	A. BOULTON	217.7	8	216.9	10	214.7	12	214.3	7	212.6	9	215,2
430 ALP Racing	SAKER Rap X	CN	A. PUBRICK	217.3	7	216.0	2	214.3	5	213.0	8	212.6	10	214,6
347 Koopman Racing	BMW M3 Cup	SS2	F. VAN DUJIN	216.4	11	208.9	8	194.6	10	183.7	9	167.4	4	194,2
322 DRDO	BMW M3	SS2	S. DULLAART	216.0	4	215.6	6	211.8	2	210.5	3	200.4	8	210,9
355 Brightfiber de Vreede/ de Leeuw	BMW E46 M3	SS2	P. DE VREEDE	216.0	12	211.8	11	199.6	9	198.9	6	195.3	10	204,3
401 Traxx Racing Team	PEUGEOT RCZ Cup	SD	C. VOET	215.1	9	212.6	7	211.8	8	210.9	10	205.3	4	211,1
381 Why Not Pitstop Racing Events	PEUGEOT 308 CUP	SS2	N. DELENCRE	211.4	3	171.7	2	142.7	1					175,3
402 Spirit Racing	RENAULT Clio 1.6 Turbo	SD	R. NIEMAN	211.4	8	209.7	6	208.9	9	208.9	7	208.1	3	209,4
499 Spirit Racing	RENAULT Clio	SD	R. NIEMAN	209.7	9	208.9	6	201.5	8	197.8	7	193.5	3	202,3
404 Spirit Racing	RENAULT Clio 1.6 Turbo	SD	B. DROST	208.9	11	208.1	5	207.7	9	206.5	12	205.7	8	207,4
326 DRDO	BMW 130i	SS2	A. SEINEN	207.3	9	206.5	8	206.1	12	204.9	11	204.9	10	205,9
450	Renault Clio	SD	L	206.5	5	203.8	4	203.4	6	203.0	11	201.9	9	203,7
325 DRDO	BMW 130i	SS2	J. VAN STEE	204.5	7	200.0	6	194.2	5	186.5	4	174.2	3	191,9



## SUPERCAR CHALLENGE + GT&PROTO SPA RACING FESTIVAL FREE PRACTICE 2

### Best Top Speeds


Team	Car	Class	Top Speed Driver	Top 1		Top 2		Top 3		Top 4		Top 5		Avg
				Kph	Lap	Kph	Lap	Kph	Lap	Kph	Lap	Kph	Lap	
403 Kustlicht	ALFA 147	SD	J. VAN DER WURM	201.5	4	197.8	3	178.8	2	116.1	1			173,6
411 DRDO	MAZDA MX5	SD	H. KOLENAAR	193.9	10	191.5	11	191.5	8	190.5	4	189.8	5	191,4
409 DRDO	BMW E36	SD	H. CREEMERS	190.1	8	188.8	7	185.9	10	184.9	9	182.7	4	186,5
327 DRDO	BMW M3 E46	SS2	P. VAN DER HAM	186.9	6	172.0	7	168.5	8	162.9	4	150.8	5	168,2
444 RDS Racing	RENAULT Clio RS 3	SD	P. EHLERT	183.4	5	181.8	4	179.7	3	177.3	6	152.8	2	175,0
318 DRDO	BMW M3	SS2	C. EUSER	183.1	2	153.8	1							168,5
266 JW Raceservice	SEAT Sport Leon Cup Racer	SS1												
218 DRDO	BMW GTR	SS1												
324 DRDO	BMW Compact	SS2												



## SUPERCAR CHALLENGE + GT&PROTO SPA RACING FESTIVAL FREE PRACTICE 2

### Fastest Lap Sequence

Practice Time	Team	Car	Class	Driver	Time	Kph	
5:58.620	259 BS Racing Team	BMW E46 GTR	SS1	Marcel VAN DE MAAT	<b>2:47.639</b>	150.4	2
6:28.808	182 DVB Racing bvba	PORSCHE 991 GT3 Cup	GT	Koen WAUTERS	<b>2:40.301</b>	157.3	2
6:37.200	265 Powermotorsports	NORMA V8	LMP3	Siegmar PFEIFER	<b>2:39.627</b>	158.0	2
6:46.727	111 JR Motorsport	BMW M4 Silhouette	GT	Ward SLUYS	<b>2:39.236</b>	158.3	2
7:49.215	229 Pegasus Racing	GINETTA G57	LMP3	Julien SCHELL	<b>2:35.729</b>	161.9	2
7:50.073	180 Go Motorsports by DVB	PORSCHE 991 GT3 Cup	GT	Cenk CEYISAKAR	<b>2:33.546</b>	164.2	2
8:10.698	213 EDEKA Aschoff Racing	GINETTA Nissan G58	LMP3	Max ASCHOFF	<b>2:32.207</b>	165.7	2
10:41.865	213 EDEKA Aschoff Racing	GINETTA Nissan G58	LMP3	Max ASCHOFF	<b>2:31.167</b>	166.8	3
12:51.602	229 Pegasus Racing	GINETTA G57	LMP3	Julien SCHELL	<b>2:28.614</b>	169.7	4
15:17.006	229 Pegasus Racing	GINETTA G57	LMP3	Julien SCHELL	<b>2:25.404</b>	173.4	5
27:13.524	213 EDEKA Aschoff Racing	GINETTA Nissan G58	LMP3	Max ASCHOFF	<b>2:24.249</b>	174.8	9
29:06.859	265 Powermotorsports	NORMA V8	LMP3	Siegmar PFEIFER	<b>2:19.250</b>	181.1	9



# SUPERCAR CHALLENGE + GT&PROTO


## SPA RACING FESTIVAL

### FREE PRACTICE 2

## Sector Analysis

Personal Best Session Best B Crossing the finish line in pit lane

Lap	D	Time	Sector 1	Sector 2	Sector 3	T. Spd	Elapsed	Lap	D	Time	Sector 1	Sector 2	Sector 3	T. Spd	Elapsed		
<b>106</b>	BODA Racing 1. Bob HERBER							Porsche 991 Gen II GT		11	1	2:45.314	45.504	1:16.036	43.774	206.9	33:50.959
	1	6:07.369	B 3:55.276	1:17.844	54.249	198.5	6:07.369	12	1	<b>2:43.832</b>	<b>44.921</b>	<b>1:15.748</b>	43.163	220.4	36:34.791		
	2	3:36.307	1:42.131	1:13.569	40.607	216.4	9:43.676	13	1	4:27.376	B 45.493	1:31.624	2:10.259	238.4	41:02.167		
	3	2:36.379	43.838	1:10.847	41.694	250.0	12:20.055										
	4	2:35.117	43.793	1:11.715	39.609	243.2	14:55.172										
	5	2:31.631	42.394	1:09.594	39.643	262.1	17:26.803										
	6	2:39.110	B 42.611	1:09.979	46.520	262.1	20:05.913										
	7	5:25.582	3:30.724	1:11.088	43.770	256.5	25:31.495										
	8	2:31.182	42.123	1:09.793	<b>39.266</b>	262.1	28:02.677										
	9	2:31.312	<b>41.757</b>	1:09.987	39.568	264.7	30:33.989										
	10	<b>2:30.779</b>	41.802	<b>1:09.440</b>	39.537	262.8	33:04.768										
	11	2:43.777	B 42.861	1:11.082	49.834	250.0	35:48.545										
<b>107</b>	BODA Racing 1. Daan MEIJER							Porsche 991 GT3 Cup GT									
	1	3:51.590	1:42.634	1:23.754	45.202	154.1	3:51.590										
	2	2:40.500	45.822	1:13.534	41.144	220.4	6:32.090										
	3	2:53.446	B 44.267	1:15.145	54.034	227.8	9:25.536										
	4	7:40.214	5:48.669	1:12.003	<b>39.542</b>	237.4	17:05.750										
	5	2:35.324	43.633	1:10.978	40.713	235.3	19:41.074										
	6	<b>2:32.497</b>	42.155	1:10.571	39.771	246.6	22:13.571										
	7	2:33.906	<b>41.855</b>	1:11.560	40.491	249.4	24:47.477										
	8	2:40.056	B 42.514	1:10.726	46.816	235.8	27:27.533										
	9	4:10.925	2:17.513	1:12.523	40.889	240.5	31:38.458										
	10	2:32.861	42.705	<b>1:10.519</b>	39.637	252.9	34:11.319										
	11	2:34.988	43.539	1:11.101	40.348	259.0	36:46.307										
	12	3:15.520	B 42.391	1:28.711	1:04.418	255.9	40:01.827										
<b>108</b>	JR Motorsport 1. Martin LANTING							BMW M3 GTMR GT									
	1	4:06.324	1:57.232	1:23.088	46.004	222.7	4:06.324										
	2	2:39.747	43.875	1:14.555	41.317	243.2	6:46.071										
	3	2:35.827	43.220	1:12.584	40.023	248.8	9:21.898										
	4	2:34.200	43.528	1:11.247	39.425	247.7	11:56.098										
	5	2:31.709	<b>42.061</b>	<b>1:10.126</b>	39.522	254.1	14:27.807										
	6	<b>2:31.698</b>	42.177	1:10.449	<b>39.072</b>	256.5	16:59.505										
	7	2:46.454	B 47.008	1:10.986	48.460	220.9	19:45.959										
	8	6:50.218	B 3:38.092	1:16.528	1:55.598	160.7	26:36.177										
	9	5:23.895	3:28.529	1:13.267	42.099	237.4	32:00.072										
	10	2:39.930	44.540	1:13.881	41.509	235.8	34:40.002										
	11	2:39.989	44.151	1:14.080	41.758	212.2	37:19.991										
	12	4:12.601	B 44.185	1:41.005	1:47.411	189.8	41:32.592										
<b>109</b>	Topper Team 1. Dirk SCHULZ							Porsche 997 Cup GT									
	1	5:30.951	3:03.827	1:36.695	50.429	130.0	5:30.951										
	2	2:59.273	48.092	1:24.709	46.472	214.7	8:30.224										
	3	2:52.320	47.494	1:20.296	44.530	209.3	11:22.544										
	4	2:47.466	45.651	1:18.479	43.336	214.3	14:10.010										
	5	2:49.335	45.368	1:19.726	44.241	208.9	16:59.345										
	6	2:50.509	47.708	1:19.276	43.525	202.2	19:49.854										
	7	2:48.780	45.386	1:19.324	44.070	231.3	22:38.634										
	8	2:53.735	46.419	1:20.658	46.658	172.8	25:32.369										
	9	2:46.815	45.800	1:17.591	43.424	214.3	28:19.184										
	10	2:46.461	45.662	1:17.814	<b>42.985</b>	225.0	31:05.645										
<b>110</b>	BODA Racing 1. Bob HERBER							Porsche 991 Gen II GT		11	1	2:45.314	45.504	1:16.036	43.774	206.9	33:50.959
	12	<b>2:43.832</b>	<b>44.921</b>	<b>1:15.748</b>	43.163	220.4	36:34.791										
	13	4:27.376	B 45.493	1:31.624	2:10.259	238.4	41:02.167										
<b>111</b>	JR Motorsport 1. Ward SLUYS 2. Bas SCHOUTEN							BMW M4 Silhouette GT		1	1	4:07.491	2:00.015	1:20.965	46.511	189.8	4:07.491
	2	2:39.236	45.246	1:12.383	41.607	233.8	6:46.727										
	3	2:34.145	44.080	1:09.928	40.137	236.3	9:20.872										
	4	2:35.822	44.883	1:11.317	39.622	233.8	11:56.694										
	5	<b>2:31.485</b>	42.728	1:09.127	39.630	241.1	14:28.179										
	6	2:31.666	<b>42.666</b>	1:09.892	<b>39.108</b>	243.8	16:59.845										
	7	2:43.178	B 46.351	<b>1:08.932</b>	47.895	230.3	19:43.023										
	8	7:23.125	5:25.592	1:14.863	42.670	214.7	27:06.148										
	9	2:53.624	59.977	1:12.210	41.437	228.8	29:59.772										
	10	2:35.233	44.469	1:09.850	40.914	233.3	32:35.005										
	11	2:41.654	45.054	1:15.606	40.994	226.4	35:16.659										
	12	2:34.586	44.361	1:09.333	40.892	236.3	37:51.245										
	13	4:06.967	B 52.522	1:53.844	1:20.601	145.6	41:58.212										
<b>112</b>	Certainty Racing 1. Floris DULLAART 2. Niels LANGEVELD							Porsche 991 GT3 Cup GT		1	1	4:14.604	2:04.285	1:22.705	47.614	208.9	4:14.604
	2	2:43.983	47.469	1:14.643	41.871	232.8	6:58.587										
	3	2:41.141	45.545	1:14.407	41.189	239.5	9:39.728										
	4	2:37.487	43.484	1:12.604	41.399	227.4	12:17.215										
	5	2:37.555	44.682	1:11.997	40.876	228.8	14:54.770										
	6	2:33.927	43.782	1:10.628	<b>39.517</b>	257.8	17:28.697										
	7	2:34.800	<b>42.460</b>	1:11.877	40.463	238.9	20:03.497										
	8	2:35.095	42.800	1:11.363	40.932	243.8	22:38.592										
	9	2:37.357	45.107	1:12.547	39.703	210.5	25:15.949										
	10	2:52.166	B 42.737	1:11.001	58.428	230.3	28:08.115										
	11	6:51.698	5:00.253	1:11.324	40.121	232.8	34:59.813										
	12	<b>2:33.564</b>	43.754	<b>1:09.894</b>	39.916	248.8	37:33.377										
	13	4:07.627	B 49.240	2:01.316	1:17.071	149.0	41:41.004										
<b>113</b>	Certainty Racing 1. Floris DULLAART 2. Niels LANGEVELD							Porsche 991 GT3 Cup GT		1	1	4:14.604	2:04.285	1:22.705	47.614	208.9	4:14.604
	2	2:43.983	47.469	1:14.643	41.871	232.8	6:58.587										
	3	2:41.141	45.545	1:14.407	41.189	239.5	9:39.728										
	4	2:37.487	43.484	1:12.604	41.399	227.4	12:17.215										
	5	2:37.555	44.682	1:11.997	40.876	228.8	14:54.770										
	6	2:33.927	43.782	1:10.628	<b>39.517</b>	257.8	17:28.69										



# SUPERCAR CHALLENGE + GT&PROTO

## SPA RACING FESTIVAL

### FREE PRACTICE 2

### Sector Analysis

■ Personal Best ■ Session Best B Crossing the finish line in pit lane

Lap	D	Time	Sector 1	Sector 2	Sector 3	T. Spd	Elapsed
7	1	2:35.259	42.722	1:10.879	41.658	257.8	21:33.215
8	1	2:36.256	42.954	1:11.654	41.648	257.8	24:09.471
9	1	2:46.936	B 44.542	1:11.999	50.395	247.7	26:56.407
10	1	4:28.065	2:28.826	1:15.807	43.432	236.3	31:24.472
11	1	2:36.740	42.995	1:13.238	40.507	255.3	34:01.212
12	1	2:35.499	42.447	1:11.715	41.337	230.3	36:36.711
13	1	3:18.997	B 43.344	1:26.399	1:09.254	252.3	39:55.708

180		Go Motorsports by DVB		Porsche 991 GT3 Cup			
		1. Cenk CEYISAKAR		GT			
		2. Jeffrey VAN HOOYDONC					
1	1	5:16.527	3:10.617	1:22.623	43.287	179.7	5:16.527
2	1	2:33.546	43.108	1:10.745	39.693	248.8	7:50.073
3	1	2:43.441	B 45.254	1:11.459	46.728	245.5	10:33.514
4	1	6:57.922	4:55.850	1:17.317	44.755	214.3	17:31.436
5	1	2:37.407	43.071	1:11.219	43.117	247.1	20:08.843
6	1	2:34.929	42.710	1:11.843	40.376	252.3	22:43.772
7	1	2:36.236	42.552	1:13.305	40.379	228.8	25:20.008
8	1	2:33.234	42.843	1:10.426	39.965	257.1	27:53.242
9	1	2:45.878	B 43.008	1:10.476	52.394	254.1	30:39.120
10	1	4:36.932	2:44.864	1:12.001	40.067	252.3	35:16.052
11	1	2:34.420	42.680	1:10.528	41.212	251.7	37:50.472
12	1	4:18.690	B 1:01.427	1:51.159	1:26.104	160.0	42:09.162

181		Go Motorsports by DVB		Porsche 991 GT3 Cup			
		1. Cengiz OGUZHAN		GT			
1	1	9:46.034	7:34.383	1:22.678	48.973	161.7	9:46.034
2	1	2:38.654	45.353	1:12.409	40.892	227.8	12:24.688
3	1	2:35.882	42.932	1:12.029	40.921	247.7	15:00.570
4	1	2:44.461	B 42.760	1:11.115	50.586	242.2	17:45.031
5	1	6:02.014	4:03.000	1:16.445	42.569	196.0	23:47.045
6	1	2:37.734	44.678	1:12.115	40.941	213.9	26:24.779
7	1	2:43.327	B 43.169	1:10.922	49.236	201.5	29:08.106
8	1	6:29.931	4:24.198	1:19.480	46.253	243.8	35:38.037
9	1	2:38.288	B 41.356	1:09.629	47.303	260.2	38:16.325

182		DVB Racing bvba		Porsche 991 GT3 Cup			
		1. Koen WAUTERS		GT			
		2. Kris WAUTERS					
1	1	3:48.507	1:40.435	1:22.205	45.867	155.6	3:48.507
2	1	2:40.301	46.211	1:12.344	41.746	236.8	6:28.808
3	1	2:39.615	43.457	1:15.323	40.835	236.8	9:08.423
4	1	2:31.990	42.749	1:09.992	39.249	255.9	11:40.413
5	1	2:34.971	42.760	1:11.756	40.455	248.8	14:15.384
6	1	2:30.488	41.580	1:09.567	39.341	251.7	16:45.872
7	1	2:44.470	B 44.189	1:12.189	48.092	221.8	19:30.342
8	1	4:25.268	2:33.560	1:11.358	40.350	227.4	23:55.610
9	1	2:32.801	42.531	1:10.116	40.154	256.5	26:28.411
10	1	2:31.954	42.198	1:09.737	40.019	254.1	29:00.365
11	1	2:34.240	42.261	1:10.630	41.349	253.5	31:34.605
12	1	2:31.495	42.330	1:09.517	39.648	254.1	34:06.100
13	1	2:43.122	B 43.262	1:10.499	49.361	258.4	36:49.222

186		Speedlover		Porsche 991 GT3 Cup			
		1. Willem MEULDERS		GT			
		2. Rik RENMANS					
1	1	4:41.946	2:28.478	1:27.133	46.335	194.9	4:41.946
2	1	3:00.894	49.816	1:24.592	46.486	200.4	7:42.840
3	1	3:01.708	B 47.521	1:21.317	52.870	191.8	10:44.548
4	1	8:34.143	6:33.405	1:16.899	43.839	180.6	19:18.691

Lap	D	Time	Sector 1	Sector 2	Sector 3	T. Spd	Elapsed
5	1	2:46.068	46.506	1:17.841	41.721	207.7	22:04.759
6	1	2:41.873	44.701	1:15.675	41.497	217.3	24:46.632
7	1	2:37.230	43.649	1:12.609	40.972	226.4	27:23.862
8	1	2:41.520	45.624	1:13.657	42.239	235.8	30:05.382
9	1	2:36.921	43.265	1:12.052	41.604	220.0	32:42.303
10	1	2:41.820	43.677	1:12.853	45.290	232.8	35:24.123
11	1	2:48.774	B 44.345	1:12.381	52.048	229.8	38:12.897


187		Speedlover		Porsche 991 GT3 Cup			
		1. Vincent DESPRIET		GT			
1	1	7:40.811	5:34.448	1:22.434	43.929	157.0	7:40.811
2	1	2:36.599	43.103	1:12.080	41.416	244.9	10:17.410
3	1	2:38.848	45.586	1:13.055	40.207	231.8	12:56.258
4	1	2:32.165	42.338	1:10.189	39.638	256.5	15:28.423
5	1	2:33.571	42.515	1:10.413	40.643	254.1	18:01.994
6	1	2:31.176	42.199	1:09.482	39.495	258.4	20:33.170
7	1	2:30.569	42.372	1:09.121	39.076	255.3	23:03.739
8	1	2:33.336	44.180	1:09.369	39.787	254.1	25:37.075
9	1	2:37.660	46.869	1:11.333	39.458	228.8	28:14.735
10	1	2:31.358	42.504	1:09.539	39.315	257.8	30:46.093
11	1	2:31.243	42.320	1:09.058	39.865	259.0	33:17.336
12	1	2:31.557	42.120	1:10.063	39.374	260.9	35:48.893

188		Speedlover		Porsche 991 GT3 Cup			
		1. John DE WILDE		GT			
1	1	4:32.603	2:24.502	1:25.440	42.661	186.5	4:32.603
2	1	2:42.532	46.881	1:14.301	41.350	216.0	7:15.135
3	1	2:38.024	44.051	1:13.244	40.729	220.9	9:53.159
4	1	2:35.618	44.063	1:10.989	40.566	248.3	12:28.777
5	1	2:32.266	42.285	1:09.727	40.254	251.7	15:01.043
6	1	2:33.512	42.387	1:11.231	39.894	240.5	17:34.555
7	1	2:32.620	42.110	1:09.952	40.558	255.3	20:07.175
8	1	2:32.283	42.585	1:09.753	39.945	255.3	22:39.458
9	1	2:33.808	43.327	1:10.512	39.969	236.8	25:13.266
10	1	2:31.666	42.128	1:09.887	39.651	250.0	27:44.932
11	1	2:31.467	42.074	1:09.700	39.693	255.9	30:16.399
12	1	2:43.660	B 42.026	1:11.140	50.494	221.3	33:00.059
13	1	6:05.694	B 3:46.788	1:11.553	1:07.353	255.3	39:05.753

189		Race Art		Porsche 991 Gen II			
		1. R. GROUWELS		GT			
1	1	3:58.236	1:49.924	1:22.969	45.343	174.5	3:58.236
2	1	2:44.644	45.195	1:17.455	41.994	195.3	6:42.880
3	1	2:35.233	42.701	1:11.825	40.707	233.3	9:18.113
4	1	2:36.276	45.594	1:11.098	39.584	240.0	11:54.389
5	1	2:32.200	43.110	1:09.627	39.463	244.9	14:26.589
6	1	2:30.604	41.897	1:09.220	39.487	252.9	16:57.193
7	1	2:44.690	B 41.829	1:12.527	50.334	257.8	19:41.883
8	1	5:58.707	B 3:37.579	1:29.051	52.077	182.4	25:40.590
9	1	2:49.261	56.166	1:13.188	39.907	240.5	28:29.851
10	1	2:28.788	41.380	1:08.555	38.853	263.4	30:58.639
11	1	2:45.344	B 42.178	1:11.673	51.493	206.1	33:43.983

190		Race Art		Porsche 991 Gen II			
		1. E. GROUWELS		GT			
1	1	4:11.710	1:58.833	1:25.016	47.861	166.9	4:11.710
2	1	2:42.219	47.579	1:12.891	41.749	223.1	6:53.929





# SUPERCAR CHALLENGE + GT&PROTO

## SPA RACING FESTIVAL

### FREE PRACTICE 2

### Sector Analysis

■ Personal Best ■ Session Best ■ Crossing the finish line in pit lane

Lap	D	Time	Sector 1	Sector 2	Sector 3	T. Spd	Elapsed
3	1	2:35.933	43.228	1:12.210	40.495	213.4	9:29.862
4	1	2:38.773	43.145	1:15.139	40.489	244.3	12:08.635
5	1	2:32.098	42.349	1:09.672	40.077	252.9	14:40.733
6	1	2:41.632 B	41.889	1:09.971	49.772	252.3	17:22.365
7	1	4:20.676	2:32.280	1:09.332	39.064	255.3	21:43.041
8	1	2:30.565	41.699	1:09.326	39.540	247.7	24:13.606
9	1	2:51.113	45.305	1:17.017	48.791	184.0	27:04.719
10	1	2:48.261 B	41.586	1:16.018	50.657	251.2	29:52.980
11	1	4:18.616	2:28.762	1:10.197	39.657	241.6	34:11.596
12	1	2:39.773	45.128	1:11.858	42.787	254.1	36:51.369
13	1	3:07.508 B	41.510	1:23.827	1:02.171	232.3	39:58.877

**199** JR Motorsport  
1. Michael VERHAGEN  
2. Willem MEIJER

BMW M4 Silhouette 3.2 GT

1	1	4:25.722	2:13.606	1:25.513	46.603	190.8	4:25.722
2	1	2:48.863	49.951	1:16.072	42.840	226.4	7:14.585
3	1	2:39.211	44.553	1:13.989	40.669	224.5	9:53.796
4	1	2:35.629	45.845	1:09.761	40.023	233.3	12:29.425
5	1	2:32.550	43.443	1:09.605	39.502	238.9	15:01.975
6	1	2:50.616 B	48.678	1:11.352	50.586	224.1	17:52.591
7	1	4:12.808	2:21.237	1:10.659	40.912	234.3	22:05.399
8	1	2:30.355	43.775	1:07.780	38.800	240.0	24:35.754
9	1	2:29.598	43.171	1:07.148	39.279	237.9	27:05.352
10	1	2:29.929	42.260	1:08.095	39.574	244.3	29:35.281
11	1	2:28.678	43.000	1:06.582	39.096	240.0	32:03.959
12	1	2:32.964	43.500	1:08.644	40.820	240.5	34:36.923
13	1	2:27.876	42.674	1:06.420	38.782	239.5	37:04.799
14	1	4:11.313 B	44.129	1:51.977	1:35.207	229.3	41:16.112

**201** Febo Racing Team  
1. Dennis DE BORST  
2. Stan VAN OORD

Leon Cupra TCR SS1

1	1	3:20.887	1:11.246	1:23.355	46.286	164.6	3:20.887
2	1	2:54.472	47.677	1:16.770	50.025	201.5	6:15.359
3	1	2:53.248 B	45.267	1:13.679	54.302	232.8	9:08.607
4	1	4:46.017	2:41.058	1:19.578	45.381	173.4	13:54.624
5	1	2:43.906 B	44.252	1:09.707	49.947	238.4	16:38.530
6	1	5:28.705	3:25.980	1:19.281	43.444	194.2	22:07.235
7	1	2:41.921	45.591	1:13.872	42.458	206.1	24:49.156
8	1	2:36.189	44.571	1:10.212	41.406	238.4	27:25.345
9	1	2:42.188	44.627	1:13.465	44.096	230.3	30:07.533
10	1	2:37.188	45.205	1:10.771	41.212	237.4	32:44.721
11	1	2:39.973	44.639	1:10.894	44.440	236.8	35:24.694
12	1	2:39.301	45.100	1:13.172	41.029	216.4	38:03.995
13	1	4:14.439 B	54.258	1:48.686	1:31.495	140.3	42:18.434

**202** Ferry Monster Autosport  
1. René STEENMETZ

Leon Cupra TCR SS1

1	1	3:54.518	1:38.055	1:31.095	45.368	130.3	3:54.518
2	1	2:53.479	49.213	1:20.138	44.128	176.8	6:47.997
3	1	2:44.407	46.058	1:15.015	43.334	232.3	9:32.404
4	1	2:43.376	45.677	1:14.011	43.688	234.8	12:15.780
5	1	2:41.954	47.167	1:13.780	41.007	235.3	14:57.734
6	1	2:39.204	45.813	1:12.466	40.925	232.3	17:36.938
7	1	2:36.171	44.518	1:11.309	40.344	238.9	20:13.109
8	1	2:35.157	44.080	1:10.183	40.894	238.4	22:48.266
9	1	2:37.300	44.281	1:10.824	42.195	242.7	25:25.566
10	1	2:35.062	44.441	1:09.935	40.686	239.5	28:00.628

11	1	2:43.307 B	44.049	1:11.127	48.131	238.9	30:43.935
12	1	4:17.090	2:14.427	1:18.656	44.007	208.5	35:01.025
13	1	2:37.532	44.804	1:10.508	42.220	240.0	37:38.557
14	1	4:11.940 B	59.418	1:56.149	1:16.373	130.1	41:50.497

**203** Ferry Monster Autosport  
1. Stephan POLDERMAN

Leon Cupra TCR SS1

1	1	5:51.757	3:17.983	1:35.144	58.630	181.2	5:51.757
2	1	2:55.654	49.574	1:21.197	44.883	220.4	8:47.411
3	1	2:48.479	46.860	1:18.152	43.467	226.4	11:35.890
4	1	2:47.491	46.414	1:17.127	43.950	217.3	14:23.381
5	1	2:47.859	46.176	1:17.192	44.491	230.8	17:11.240
6	1	2:40.960	45.902	1:12.537	42.521	227.4	19:52.200
7	1	2:44.258	47.884	1:14.050	42.324	222.7	22:36.458
8	1	2:52.680 B	46.422	1:14.370	51.888	218.2	25:29.138
9	1	5:47.011	3:36.907	1:23.918	46.186	170.1	31:16.149
10	1	2:47.726	48.101	1:16.933	42.692	213.0	34:03.875
11	1	2:43.420	46.228	1:13.686	43.506	234.8	36:47.295
12	1	3:16.412 B	44.816	1:26.185	1:05.411	227.8	40:03.707

**208** JR Motorsport  
1. Ted VAN VLIET

BMW E92 V8 SS1

1	1	4:44.782	2:28.036	1:28.528	48.218	148.4	4:44.782
2	1	2:57.040	48.788	1:22.215	46.037	218.6	7:41.822
3	1	2:49.293	46.652	1:17.963	44.678	215.1	10:31.115
4	1	2:49.251	46.777	1:15.770	46.704	201.1	13:20.366
5	1	2:41.398	46.702	1:12.810	41.886	234.8	16:01.764
6	1	2:55.093 B	47.202	1:13.347	54.544	235.8	18:56.857

**212** Prime Racing  
1. Jean-Pierre LEQUEUX  
2. Jean Marc UEBERECKEN

GINETTA Nissan G57 LMP3


1	1	4:01.707	1:49.483	1:22.547	49.677	181.5	4:01.707
2	1	2:43.209	45.549	1:16.050	41.610	202.2	6:44.916
3	1	2:53.822 B	44.148	1:15.039	54.635	227.8	9:38.738
4	1	4:38.071	2:45.919	1:11.014	41.138	236.8	14:16.809
5	1	2:29.539	41.804	1:08.445	39.290	252.9	16:46.348
6	1	2:43.017 B	43.426	1:11.604	47.987	227.4	19:29.365
7	1	6:40.784	4:49.597	1:11.807	39.380	203.4	26:10.149
8	1	2:27.975	42.270	1:07.268	38.437	254.1	28:38.124
9	1	2:41.360 B	42.467	1:10.009	48.884	228.8	31:19.484
10	1	6:32.017 B	4:31.682	1:11.498	48.837	244.9	37:51.501

**213** EDEKA Aschoff Racing  
1. Max ASCHOFF

GINETTA Nissan G58 LMP3

1	1	5:38.491	3:06.537	1:14.421	1:17.533	231.3	5:38.491
2	1	2:32.207	41.596	1:11.416	39.195	252.9	8:10.698
3	1	2:31.167	41.355	1:10.976	38.836	230.8	10:41.865
4	1	2:28.737	40.319	1:09.743	38.675	270.0	13:10.602
5	1	2:34.160 B	40.288	1:07.857	46.015	266.0	15:44.762
6	1	4:12.755	2:26.454	1:08.608	37.693	264.1	19:57.517
7	1	2:26.153	40.903	1:08.150	37.100	262.1	22:23.670
8	1	2:25.605	40.277	1:06.477	38.851	268.0	24:49.275
9	1	2:24.249	40.610	1:06.389	37.250	269.3	27:13.524
10	1	2:28.058	43.964	1:05.901	38.193	264.1	29:41.582
11	1	2:24.115	41.077	1:06.307	36.731	267.3	32:05.697
12	1	2:24.339	39.997	1:05.851	38.491	235.8	34:30.036
13	1	2:26.030	39.265	1:05.374	41.391	274.1	36:56.066





# SUPERCAR CHALLENGE + GT&PROTO


## SPA RACING FESTIVAL

### FREE PRACTICE 2

### Sector Analysis

■ Personal Best ■ Session Best B Crossing the finish line in pit lane

Lap	D	Time	Sector 1	Sector 2	Sector 3	T. Spd	Elapsed	Lap	D	Time	Sector 1	Sector 2	Sector 3	T. Spd	Elapsed
14	1	3:17.727 B	38.805	1:24.516	1:14.406	275.5	40:13.793	8	1	3:03.638 B	44.916	1:23.229	55.493	242.2	25:02.120
<b>222</b> Blueberry Racing BMW E46 M3 SS1 1. R. VAN LOON 2. L. VAN LOON								9 1 4:58.628 3:00.246 1:15.083 43.299 239.5 30:00.748							
1	1	3:18.465	1:09.059	1:23.510	45.896	196.0	3:18.465	10	1	2:43.127	45.262	1:14.488	43.377	234.8	32:43.875
2	1	2:47.913	47.403	1:17.513	42.997	216.9	6:06.378	11	1	2:42.803	45.406	1:13.182	44.215	234.8	35:26.678
3	1	3:00.963 B	46.843	1:19.101	55.019	212.2	9:07.341	12	1	3:05.893 B	47.671	1:17.698	1:00.524	226.9	38:32.571
4	1	4:52.998	2:58.524	1:12.640	41.834	229.8	14:00.339	<b>259</b> BS Racing Team BMW E46 GTR SS1 1. Marcel VAN DE MAAT 2. Peter SCHREURS							
5	1	2:37.452	44.184	1:11.521	41.747	242.2	16:37.791	1	1	3:10.981	1:03.008	1:21.757	46.216	168.2	3:10.981
6	1	2:39.105	44.681	1:13.295	41.129	214.3	19:16.896	2	1	2:47.639	48.225	1:16.818	42.596	223.1	5:58.620
7	1	2:40.552	46.343	1:13.241	40.968	228.3	21:57.448	3	1	2:46.089	49.677	1:14.262	42.150	218.2	8:44.709
8	1	2:36.656	44.064	1:11.860	40.732	203.4	24:34.104	4	1	2:41.138	46.291	1:12.658	42.189	231.8	11:25.847
9	1	2:47.948 B	45.309	1:11.793	50.846	230.3	27:22.052	5	1	2:40.410	45.722	1:13.417	41.271	233.8	14:06.257
10	1	8:10.009	6:17.844	1:11.295	40.870	238.4	35:32.061	6	1	2:38.261	45.343	1:11.574	41.344	233.3	16:44.518
11	1	2:48.520 B	43.924	1:12.752	51.844	241.6	38:20.581	7	1	2:55.251 B	46.955	1:15.240	53.056	214.3	19:39.769
<b>229</b> Pegasus Racing GINETTA G57 LMP3 1. Julien SCHELL								8 1 4:32.125 2:36.521 1:13.331 42.273 219.1 24:11.894							
1	1	5:13.486	3:07.898	1:20.628	44.960	177.0	5:13.486	9	1	2:41.566	46.012	1:13.223	42.331	232.3	26:53.460
2	1	2:35.729	44.037	1:10.792	40.900	226.4	7:49.215	10	1	2:41.666	46.090	1:12.924	42.652	232.8	29:35.126
3	1	2:33.773	43.053	1:10.390	40.330	218.6	10:22.988	11	1	2:41.557	45.818	1:13.079	42.660	234.3	32:16.683
4	1	2:28.614	41.823	1:07.913	38.878	238.9	12:51.602	12	1	2:40.952	45.920	1:13.216	41.816	233.8	34:57.635
5	1	2:25.404	41.052	1:06.013	38.339	246.0	15:17.006	13	1	2:39.749	46.420	1:11.962	41.367	234.3	37:37.384
6	1	2:36.529 B	42.615	1:07.565	46.349	255.3	17:53.535	14	1	4:09.860 B	57.998	1:54.815	1:17.047	150.2	41:47.244
7	1	5:24.248	3:22.572	1:17.028	44.648	213.4	23:17.783	<b>264</b> DK-Racing powered by FMA VW Golf TCR SS1 1. Jonas DE KIMPE							
8	1	3:23.670 B	45.409	1:16.074	1:22.187	226.4	26:41.453	1	1	4:11.238	1:42.459	1:35.056	53.723	128.3	4:11.238
9	1	3:00.139	1:01.062	1:15.085	43.992	193.2	29:41.592	2	1	2:58.014	55.269	1:19.103	43.642	165.9	7:09.252
10	1	2:52.253	45.917	1:17.560	48.776	197.4	32:33.845	3	1	2:43.466	46.795	1:14.366	42.305	194.9	9:52.718
11	1	2:49.312	45.339	1:19.439	44.534	216.9	35:23.157	4	1	2:42.723	46.797	1:13.621	42.305	215.1	12:35.441
12	1	3:06.401 B	45.328	1:21.708	59.365	188.5	38:29.558	5	1	2:38.846	45.439	1:11.850	41.557	221.3	15:14.287
<b>245</b> Harders Plaza BMW E90 SS1 1. R. VAN DEN BERG 2. B. VAN DEN BERG								6 1 2:49.405 B 46.933 1:13.408 49.064 225.9 18:03.692							
1	1	3:16.758	1:03.937	1:24.234	48.587	182.7	3:16.758	7	1	4:52.479	2:55.981	1:13.430	43.068	213.9	22:56.171
2	1	2:54.564	50.869	1:18.340	45.355	174.5	6:11.322	8	1	2:38.892	44.794	1:12.462	41.636	215.6	25:35.063
3	1	2:44.945	47.002	1:15.462	42.481	230.3	8:56.267	9	1	2:46.581	50.306	1:14.934	41.341	220.0	28:21.644
4	1	2:41.159	46.084	1:13.172	41.903	235.8	11:37.426	10	1	2:39.086	44.455	1:12.475	42.156	231.3	31:00.730
5	1	2:52.727	44.895	1:16.562	51.270	240.0	14:30.153	11	1	2:37.296	44.239	1:11.192	41.865	225.0	33:38.026
6	1	2:39.493	45.464	1:12.784	41.245	226.4	17:09.646	12	1	2:36.495	44.596	1:10.982	40.917	236.8	36:14.521
7	1	2:37.006	44.405	1:11.098	41.503	240.5	19:46.652	13	1	3:08.367 B	45.114	1:15.457	1:07.796	237.4	39:22.888
8	1	2:35.782	44.111	1:10.820	40.851	242.2	22:22.434	<b>265</b> Powermotorsports NORMA V8 LMP3 1. Siegmair PFEIFER							
9	1	2:35.851	44.377	1:10.883	40.591	241.6	24:58.285	1	1	3:57.573	1:50.460	1:21.980	45.133	182.1	3:57.573
10	1	2:52.014 B	49.571	1:14.664	47.779	211.4	27:50.299	2	1	2:39.627	45.433	1:13.809	40.385	211.4	6:37.200
11	1	3:44.175	1:48.315	1:11.960	43.900	234.8	31:34.474	3	1	2:51.041 B	40.990	1:13.611	56.440	251.2	9:28.241
12	1	2:35.992	44.185	1:10.713	41.094	242.7	34:10.466	4	1	4:53.603	2:57.344	1:16.142	40.117	210.9	14:21.844
13	1	2:45.747	47.584	1:14.493	43.670	206.9	36:56.213	5	1	2:28.914	40.283	1:10.289	38.342	256.5	16:50.758
14	1	3:25.285 B	44.090	1:22.035	1:19.160	242.7	40:21.498	6	1	2:30.453	40.901	1:10.118	39.434	247.7	19:21.211
<b>246</b> Stichting Euro Autosport BMW E92 M3 SS1 1. Ruud OLIJ								7 1 2:41.181 B 43.297 1:07.830 50.054 222.2 22:02.392							
1	1	5:49.916	3:24.955	1:28.640	56.321	168.5	5:49.916	8	1	4:45.217	2:55.532	1:08.534	41.151	264.1	26:47.609
2	1	2:46.951	47.910	1:15.892	43.149	228.8	8:36.867	9	1	2:19.250	39.336	1:03.541	36.373	278.4	29:06.859
3	1	2:43.111	45.463	1:14.705	42.943	236.3	11:19.978	10	1	2:44.287 B	38.828	1:08.721	56.738	247.7	31:51.146
4	1	2:39.054	45.202	1:12.765	41.087	238.9	13:59.032	<b>293</b> BE Motorsport LIGIER LMP3 LMP3 1. Matthijs BAKKER 2. Javier IBRAN PARDO							
5	1	2:37.813	44.589	1:11.369	41.855	234.8	16:36.845	1	1	5:17.644	2:49.034	1:34.206	54.404	140.6	5:17.644
6	1	2:39.895	45.421	1:12.636	41.838	239.5	19:16.740	2	1	3:11.359	54.180	1:26.919	50.260	161.2	8:29.003
7	1	2:41.742	46.181	1:13.115	42.446	233.3	21:58.482	3	1	2:58.380	50.310	1:21.977	46.093	166.7	11:27.383



# SUPERCAR CHALLENGE + GT&PROTO


## SPA RACING FESTIVAL

### FREE PRACTICE 2

### Sector Analysis

■ Personal Best ■ Session Best B Crossing the finish line in pit lane

Lap	D	Time	Sector 1	Sector 2	Sector 3	T. Spd	Elapsed	Lap	D	Time	Sector 1	Sector 2	Sector 3	T. Spd	Elapsed
<b>318</b> DRDO BMW M3 SS2 1. Cor EUSER															
1	1	7:53.296	5:24.274	1:36.454	52.568	153.8	7:53.296	1	1	5:54.855	3:14.439	1:37.716	1:02.700	138.5	5:54.855
2	1	3:19.293 B	56.255	1:23.699	59.339	183.1	11:12.589	2	1	3:16.667	56.905	1:27.856	51.906	157.7	9:11.522
<b>321</b> DRDO BMW M3 SS2 1. R. DULLAART															
1	1	4:49.132	2:31.981	1:26.524	50.627	184.6	4:49.132	3	1	3:26.362 B	55.315	1:26.150	1:04.897	174.2	12:37.884
2	1	2:56.110	51.604	1:18.215	46.291	199.3	7:45.242	4	1	16:13.223	...	1:22.692	49.681	186.5	28:51.107
3	1	2:52.850	50.445	1:16.972	45.433	210.9	10:38.092	5	1	3:02.009	51.876	1:21.079	49.054	194.2	31:53.116
4	1	2:54.225	51.328	1:17.042	45.855	210.1	13:32.317	6	1	3:00.983	51.588	1:21.167	48.228	200.0	34:54.099
5	1	2:51.948	48.509	1:18.717	44.722	194.6	16:24.265	7	1	3:02.009	51.561	1:20.838	49.610	204.5	37:56.108
6	1	2:50.580	50.130	1:15.352	45.098	213.0	19:14.845	8	1	4:30.094 B	1:00.395	1:59.023	1:30.676	147.1	42:26.202
7	1	3:09.277 B	50.791	1:20.682	57.804	193.2	22:24.122	1	1	5:53.487	3:13.307	1:37.940	1:02.240	139.4	5:53.487
8	1	6:05.408	4:01.369	1:17.939	46.100	201.9	28:29.530	2	1	3:17.005	57.628	1:26.702	52.675	162.4	9:10.492
9	1	3:08.910	49.009	1:19.295	1:00.606	217.3	31:38.440	3	1	3:11.207	54.530	1:25.659	51.018	175.0	12:21.699
10	1	2:58.127 B	48.800	1:16.030	53.297	220.0	34:36.567	4	1	3:00.676	51.502	1:21.977	47.197	180.9	15:22.375
<b>322</b> DRDO BMW M3 SS2 1. S. DULLAART 2. D. DULLAART															
1	1	4:49.079	2:32.531	1:26.769	49.779	178.5	4:49.079	5	1	2:57.686	51.062	1:19.707	46.917	199.3	18:20.061
2	1	2:55.769	51.104	1:18.165	46.500	211.8	7:44.848	6	1	2:57.614	50.786	1:20.635	46.193	202.6	21:17.675
3	1	2:54.061	51.168	1:17.119	45.774	210.5	10:38.909	7	1	2:57.528	50.283	1:20.659	46.586	201.1	24:15.203
4	1	2:51.967	49.622	1:16.435	45.910	216.0	13:30.876	8	1	2:55.773	50.479	1:18.865	46.429	206.5	27:10.976
5	1	2:54.282	49.189	1:19.950	45.143	187.5	16:25.158	9	1	2:58.962	51.068	1:20.210	47.684	207.3	30:09.938
6	1	2:49.614	49.799	1:15.860	43.955	215.6	19:14.772	10	1	2:55.312	50.209	1:19.119	45.984	204.9	33:05.250
7	1	3:05.269 B	50.254	1:19.271	55.744	195.3	22:20.041	11	1	2:53.377	49.789	1:18.245	45.343	204.9	35:58.627
8	1	6:08.555	4:01.638	1:20.717	46.200	200.4	28:28.596	12	1	3:21.846 B	49.769	1:24.908	1:07.169	206.1	39:20.473
9	1	3:52.328	50.375	1:20.012	1:41.941	193.5	32:20.924	1	1	13:22.758	...	1:30.706	53.106	117.3	13:22.758
10	1	3:19.153 B	52.012	1:25.077	1:02.064	199.6	35:40.077	2	1	3:09.095	54.744	1:25.968	48.383	120.9	16:31.853
<b>323</b> DRDO BMW SS2 1. Emile DRUMMEN 2. Ronald FRIEDERICH															
1	1	4:10.485	1:42.196	1:34.679	53.610	153.6	4:10.485	3	1	3:00.680	52.561	1:20.041	48.078	140.1	19:32.533
2	1	3:07.233	53.471	1:24.641	49.121	187.2	7:17.718	4	1	2:59.436	51.657	1:20.481	47.298	162.9	22:31.969
3	1	3:07.638	51.108	1:26.113	50.417	175.3	10:25.356	5	1	2:59.198	51.557	1:20.725	46.916	150.8	25:31.167
4	1	3:07.287	52.166	1:25.223	49.898	186.2	13:32.643	6	1	2:59.913	51.416	1:20.618	47.879	186.9	28:31.080
5	1	3:05.854	51.351	1:25.839	48.664	170.6	16:38.497	7	1	3:05.409	51.153	1:18.435	55.821	172.0	31:36.489
6	1	3:17.721 B	50.382	1:27.059	1:00.280	178.5	19:56.218	8	1	2:54.121	51.119	1:17.651	45.351	168.5	34:30.610
7	1	6:23.691	4:17.954	1:19.304	46.433	201.1	26:19.909	1	1	3:53.434	1:40.528	1:26.761	46.145	132.2	3:53.434
8	1	2:49.730	48.665	1:16.786	44.279	206.1	29:09.639	2	1	2:50.915	48.908	1:18.378	43.629	222.2	6:44.349
9	1	2:49.200	48.225	1:16.903	44.072	216.9	31:58.839	3	1	2:44.441	47.242	1:14.676	42.523	223.6	9:28.790
10	1	2:49.668	49.027	1:16.726	43.915	210.1	34:48.507	4	1	2:46.669	46.051	1:16.003	44.615	227.8	12:15.459
11	1	2:47.214	48.111	1:15.419	43.684	220.4	37:35.721	5	1	2:45.108	46.779	1:16.375	41.954	222.2	15:00.567
<b>324</b> Koopman Racing BMW E36 SS2 1. Rene SNEL															
1	1	3:53.434	1:40.528	1:26.761	46.145	132.2	3:53.434	6	1	2:45.447	49.668	1:14.014	41.765	221.8	17:46.014
2	1	2:50.915	48.908	1:18.378	43.629	222.2	6:44.349	7	1	3:01.491 B	46.148	1:16.313	59.030	196.0	20:47.505
3	1	2:44.441	47.242	1:14.676	42.523	223.6	9:28.790	1	1	4:19.749	1:43.911	1:39.002	56.836	127.2	4:19.749
4	1	2:46.669	46.051	1:16.003	44.615	227.8	12:15.459	2	1	3:31.106	1:01.617	1:34.386	55.103	155.6	7:50.855
5	1	2:45.108	46.779	1:16.375	41.954	222.2	15:00.567	3	1	3:33.743	1:00.902	1:35.065	57.776	148.4	11:24.598
6	1	2:45.447	49.668	1:14.014	41.765	221.8	17:46.014	4	1	3:31.204	1:00.133	1:35.447	55.624	167.4	14:55.802
7	1	3:01.491 B	46.148	1:16.313	59.030	196.0	20:47.505	5	1	3:24.269	59.090	1:31.125	54.054	154.1	18:20.071
<b>325</b> DRDO BMW 130i SS2 1. Jan Willem VAN STEE															
1	1	5:54.855	3:14.439	1:37.716	1:02.700	138.5	5:54.855	6	1	3:23.604	58.393	1:31.077	54.134	147.7	21:43.675
2	1	3:16.667	56.905	1:27.856	51.906	157.7	9:11.522	7	1	3:32.595 B	56.334	1:29.560	1:06.701	160.2	25:16.270
3	1	3:26.362 B	55.315	1:26.150	1:04.897	174.2	12:37.884	1	1	4:19.749	1:43.911	1:39.002	56.836	127.2	4:19.749
4	1	16:13.223	...	1:22.692	49.681	186.5	28:51.107	2	1	3:31.106	1:01.617	1:34.386	55.103	155.6	7:50.855
5	1	3:02.009	51.876	1:21.079	49.054	194.2	31:53.116	3	1	3:33.743	1:00.902	1:35.065	57.776	148.4	11:24.598
6	1	3:00.983	51.588	1:21.167	48.228	200.0	34:54.099	4	1	3:31.204	1:00.133	1:35.447	55.624	167.4	14:55.802
7	1	3:02.009	51.561	1:20.838	49.610	204.5	37:56.108	5	1	3:24.269	59.090	1:31.125	54.054	154.1	18:20.071
8	1	4:30.094 B	1:00.395	1:59.023	1:30.676	147.1	42:26.202	6	1	3:23.604	58.393	1:31.077	54.134	147.7	21:43.675
<b>326</b> DRDO BMW 130i SS2 1. André SEINEN															
1	1	5:53.487	3:13.307	1:37.940	1:02.240	139.4	5:53.487	7	1	3:32.595 B	56.334	1:29.560	1:06.701	160.2	25:16.270
2	1	3:17.005	57.628	1:26.702	52.675	162.4	9:10.492	1	1	4:19.749	1:43.911	1:39.002	56.836	127.2	4:19.749
3	1	3:11.207	54.530	1:25.659	51.018	175.0	12:21.699	2	1	3:31.106	1:01.617	1:34.386	55.103	155.6	7:50.855
4	1	3:00.676	51.502	1:21.977	47.197	180.9	15:22.375	3	1	3:33.743	1:00.902	1:35.065	57.776	148.4	11:24.598
5	1	2:57.686	51.062	1:19.707	46.917	199.3	18:20.061	4	1	3:31.204	1:00.133	1:35.447	55.624	167.4	14:55.802
6	1	2:57.614	50.786	1:20.635	46.193	202.6	21:17.675	5	1	3:24.269	59.090	1:31.125	54.054	154.1	18:20.071
7	1	2:57.528	50.283	1:20.659	46.586	201.1	24:15.203	6	1	3:23.604	58.393	1:31.077	54.134	147.7	21:43.675
8	1	2:55.773	50.479	1:18.865	46.429	206.5	27:10.976	7	1	3:32.595 B	56.334	1:29.560	1:06.701	160.2	25:16.270
9	1	2:58.962	51.068	1:20.210	47.684	207.3	30:09.938	1	1	4:19.749	1:43.911	1:39.002	56.836	127.2	4:19.749
10	1	2:55.312	50.209	1:19.119	45.984	204.9	33:05.250	2	1	3:31.106	1:01.617	1:34.386	55.103	155.6	7:50.855
11	1	2:53.377	49.789	1:18.245	45.343	204.9	35:58.627	3	1	3:33.743	1:00.902	1:35.065	57.776	148.4	11:24.598
12	1	3:21.846 B	49.769	1:24.908	1:07.169	206.1	39:20.473	4	1	3:31.204	1:00.133	1:35.447	55.624	167.4	14:55.802
<b>327</b> DRDO BMW M3 E46 SS2 1. Peter VAN DER HAM															
1	1	13:22.758	...	1:30.706	53.106	117.3	13:22.758	5	1	3:24.269	59.090	1:31.125	54.054	154.1	18:20.071
2	1	3:09.095	54.744	1:25.968	48.383	120.9	16:31.853	6	1	3:23.604	58.393	1:31.077	54.134	147.7	21:43.675
3	1	3:00.680	52.561	1:20.041	48.078	140.1	19:32.533	7	1	3:32.595 B	56.334	1:29.560	1:06.701	160.2	25:16.270
4	1	2:59.436	51.657	1:20.481	47.298	162.9	22:31.969	1	1	4:19.749	1:43.911	1:39.002	56.836	127.2	4:19.749
5	1	2:59.198	51.557	1:20.725	46.916	150.8	25:31.167	2	1	3:31.106	1:01.617	1:34.386	55.103	155.6	7:50.855
6	1	2:59.913	5												



# SUPERCAR CHALLENGE + GT&PROTO

## SPA RACING FESTIVAL


### FREE PRACTICE 2

## Sector Analysis

■ Personal Best ■ Session Best ■ Crossing the finish line in pit lane

Lap	D	Time	Sector 1	Sector 2	Sector 3	T. Spd	Elapsed	Lap	D	Time	Sector 1	Sector 2	Sector 3	T. Spd	Elapsed
8	1	5:02.536	2:50.706	1:23.814	48.016	208.9	30:18.806	2	1	<b>3:02.577</b>	53.783	<b>1:21.414</b>	<b>47.380</b>	178.8	33:53.594
9	1	2:58.488	50.288	1:21.151	<b>47.049</b>	183.7	33:17.294	3	1	3:05.383	51.735	1:23.524	50.124	197.8	36:58.977
10	1	<b>2:56.177</b>	<b>49.598</b>	<b>1:19.362</b>	47.217	194.6	36:13.471	4	1	4:29.966 <b>B</b>	<b>51.007</b>	1:53.767	1:45.192	201.5	41:28.943
11	1	3:37.139 <b>B</b>	50.450	1:29.151	1:17.538	216.4	39:50.610	<b>404 Spirit Racing</b> RENAULT Clio 1.6 Turbo SD							
<b>355</b> Brightfiber de Vreede/ de Lœuw BMW E46 M3 SS2								1. Bart DROST							
1. Patrick DE VREEDE								1 1 4:12.018 1:46.348 1:33.663 52.007 151.9 4:12.018							
2. Rogier DE LEEUW								2 1 3:06.882 56.000 1:23.379 47.503 175.6 7:18.900							
1	1	3:50.616	1:20.780	1:35.363	54.473	140.8	3:50.616	3	1	2:56.371	50.624	1:20.004	45.743	185.6	10:15.271
2	1	3:05.378	52.157	1:24.811	48.410	174.8	6:55.994	4	1	2:52.498	49.634	1:17.176	45.688	187.8	13:07.769
3	1	2:54.905	49.456	1:19.387	46.062	189.1	9:50.899	5	1	<b>2:51.832</b>	<b>49.447</b>	1:17.292	<b>45.093</b>	208.1	15:59.601
4	1	2:53.799	49.494	1:18.974	45.331	190.5	12:44.698	6	1	3:02.235 <b>B</b>	49.593	<b>1:16.965</b>	55.677	181.2	19:01.836
5	1	2:51.042	47.958	1:18.811	44.273	185.9	15:35.740	7	1	5:11.896	3:03.082	1:21.356	47.458	199.3	24:13.732
6	1	2:47.852	48.151	1:15.662	44.039	198.9	18:23.592	8	1	2:56.070	50.467	1:18.907	46.696	205.7	27:09.802
7	1	3:08.344	53.194	1:24.318	50.832	169.5	21:31.936	9	1	2:55.572	50.170	1:19.237	46.165	207.7	30:05.374
8	1	3:00.266	52.862	1:20.291	47.113	181.2	24:32.202	10	1	2:57.978	51.292	1:19.273	47.413	204.5	33:03.352
9	1	2:58.447 <b>B</b>	47.806	1:17.584	53.057	199.6	27:30.649	11	1	2:53.693	50.602	1:17.873	45.218	208.9	35:57.045
10	1	4:17.082	2:08.640	1:18.731	49.711	195.3	31:47.731	12	1	3:15.562 <b>B</b>	49.837	1:20.090	1:05.635	206.5	39:12.607
11	1	2:45.448	<b>47.432</b>	1:14.564	43.452	211.8	34:33.179	<b>409 DRDO</b> BMW E36 SD							
12	1	<b>2:45.012</b>	47.821	<b>1:14.129</b>	<b>43.062</b>	216.0	37:18.191	1. Hans CREEMERS							
13	1	4:17.430 <b>B</b>	55.620	1:47.957	1:33.853	140.3	41:35.621	2. Raymond VAN STEEN							
<b>381</b> Why Not Pitstop Racing Events PEUGEOT 308 CUP SS2								1 1 3:37.273 1:13.961 1:30.466 52.846 171.4 3:37.273							
1. Nicolas DELENCRE								2 1 3:16.419 57.273 1:26.635 52.511 173.9 6:53.692							
1	1	4:27.292 <b>B</b>	1:00.130	2:01.797	1:25.365	142.7	4:27.292	3	1	3:16.926	1:00.820	1:25.423	50.683	179.7	10:10.618
2	1	13:39.895	...	<b>1:26.931</b>	<b>45.607</b>	171.7	18:07.187	4	1	3:12.710	55.286	1:25.071	52.353	182.7	13:23.328
3	1	3:41.445 <b>B</b>	<b>49.193</b>	1:35.753	1:16.499	211.4	21:48.632	5	1	3:13.410	55.654	1:27.618	<b>50.138</b>	159.1	16:36.738
<b>401</b> Traxx Racing Team PEUGEOT RCZ Cup SD								6 1 3:10.473 55.450 1:24.242 50.781 175.3 19:47.211							
1. Chris VOET								7 1 <b>3:09.862</b> 55.363 <b>1:23.942</b> 50.557 188.8 22:57.073							
2. Bart VAN DEN BROECK								8 1 4:32.927 <b>B</b> <b>54.891</b> 1:24.570 2:13.466 190.1 27:30.000							
1	1	10:24.003	7:56.273	1:35.178	52.552	128.3	10:24.003	9	1	4:28.592	2:10.592	1:25.922	52.078	184.9	31:58.592
2	1	3:10.246	54.132	1:26.313	49.801	162.4	13:34.249	10	1	3:12.835	56.252	1:25.928	50.655	185.9	35:11.427
3	1	2:59.087	51.851	1:20.715	46.521	196.4	16:33.336	<b>410</b> Tim Gray Motorsport NORMA M230FC CN							
4	1	2:56.114	50.581	1:19.275	46.258	205.3	19:29.450	1. Neil PRIMROSE							
5	1	3:06.472 <b>B</b>	50.799	1:20.237	55.436	186.5	22:35.922	1	1	6:29.057	4:30.547	1:15.968	42.542	175.3	6:29.057
6	1	5:33.612	3:20.450	1:25.990	47.172	164.9	28:09.534	2	1	2:43.087	45.388	1:16.357	41.342	225.9	9:12.144
7	1	3:09.693	49.503	1:32.239	47.951	212.6	31:19.227	3	1	2:46.839 <b>B</b>	45.233	1:10.786	50.820	178.2	11:58.983
8	1	2:50.539	49.510	1:16.647	<b>44.382</b>	211.8	34:09.766	4	1	4:46.399	2:52.334	1:12.444	41.621	216.0	16:45.382
9	1	<b>2:50.136</b>	<b>49.120</b>	<b>1:15.485</b>	45.531	215.1	36:59.902	5	1	<b>2:33.671</b>	<b>43.569</b>	1:10.359	<b>39.743</b>	241.6	19:19.053
10	1	4:24.542 <b>B</b>	49.333	1:53.300	1:41.909	210.9	41:24.444	6	1	2:41.682 <b>B</b>	45.087	<b>1:07.726</b>	48.869	229.3	22:00.735
<b>402</b> Spirit Racing RENAULT Clio 1.6 Turbo SD								<b>411</b> DRDO MAZDA MX5 SD							
1. Rob NIEMAN								1. Hans KOLENAAR							
1	1	3:22.781	1:04.611	1:29.414	48.756	163.4	3:22.781	1	1	5:31.454 <b>B</b>	2:41.980	1:38.324	1:11.150	127.2	5:31.454
2	1	2:58.000	50.530	1:21.523	45.947	205.7	6:20.781	2	1	3:53.793	1:34.448	1:28.469	50.876	168.2	9:25.247
3	1	2:56.116	49.951	1:19.603	46.562	208.1	9:16.897	3	1	3:07.050	56.252	1:21.651	49.147	188.8	12:32.297
4	1	2:58.074	50.833	1:21.384	45.857	192.9	12:14.971	4	1	3:03.276	55.109	1:20.138	48.029	190.5	15:35.573
5	1	2:57.153	51.029	1:19.686	46.438	204.2	15:12.124	5	1	3:02.057	55.069	1:18.668	48.320	189.8	18:37.630
6	1	2:55.903	49.732	1:19.326	46.845	209.7	18:08.027	6	1	3:16.133 <b>B</b>	54.893	1:18.622	1:02.618	189.1	21:53.763
7	1	2:53.529	49.471	1:18.203	45.855	208.9	21:01.556	7	1	4:40.467	2:33.352	<b>1:18.594</b>	48.521	188.5	26:34.230
8	1	<b>2:51.571</b>	<b>49.315</b>	<b>1:17.229</b>	<b>45.027</b>	211.4	23:53.127	8	1	3:02.028	54.293	1:19.476	48.259	191.5	29:36.258
9	1	3:06.134 <b>B</b>	49.499	1:20.119	56.516	208.9	26:59.261	9	1	3:04.929	56.453	1:18.926	49.550	189.5	32:41.187
10	1	5:24.019 <b>B</b>	2:59.455	1:24.614	59.950	190.1	32:23.280	10	1	<b>3:00.529</b>	<b>54.234</b>	1:18.665	<b>47.630</b>	193.9	35:41.716
11	1	4:49.886 <b>B</b>	2:18.548	1:31.851	59.487	192.9	37:13.166	11	1	3:23.612 <b>B</b>	54.240	1:19.219	1:10.153	191.5	39:05.328
<b>403</b> Kustlicht ALFA 147 SD								<b>430</b> ALP Racing SAKER Rap X CN							
1. John VAN DER VOORT								1. Alan PUBRICK							
2. Sandra VAN DER SLOOT								2. David BRISE							
1	1	30:51.017	...	1:37.718	52.855	116.1	30:51.017								





# SUPERCAR CHALLENGE + GT&PROTO

## SPA RACING FESTIVAL

### FREE PRACTICE 2

### Sector Analysis

■ Personal Best ■ Session Best ■ Crossing the finish line in pit lane

Lap	D	Time	Sector 1	Sector 2	Sector 3	T. Spd	Elapsed	Lap	D	Time	Sector 1	Sector 2	Sector 3	T. Spd	Elapsed
1	1	3:05.455	55.319	1:25.043	45.093	184.9	3:05.455	5	1	2:34.923	43.153	1:11.743	40.027	220.9	16:52.174
2	1	2:59.311 <b>B</b>	46.395	1:12.284	1:00.632	216.0	6:04.766	6	1	2:37.303	42.284	1:12.538	42.481	213.0	19:29.477
3	1	4:41.419	2:42.337	1:15.609	43.473	202.2	10:46.185	7	1	2:36.351	42.644	1:12.854	40.853	234.8	22:05.828
4	1	2:49.431	48.386	1:16.314	44.731	208.1	13:35.616	8	1	2:36.570	43.929	1:13.421	39.220	196.4	24:42.398
5	1	3:01.073 <b>B</b>	47.565	1:21.495	52.013	214.3	16:36.689	9	1	2:30.919	42.130	1:07.898	40.891	248.8	27:13.317
6	1	4:46.080	2:43.485	1:18.363	44.232	197.1	21:22.769	10	1	2:31.956	44.947	1:07.848	39.161	244.9	29:45.273
7	1	2:46.003	45.611	1:16.966	43.426	217.3	24:08.772	11	1	3:57.254 <b>B</b>	44.608	1:14.123	1:58.523	233.3	33:42.527
8	1	2:46.111	45.928	1:17.235	42.948	213.0	26:54.883	<b>499</b> Spirit Racing 1. Rob NIEMAN							
9	1	2:44.192	45.047	1:15.682	43.463	212.2	29:39.075	RENAULT Clio SD							
10	1	3:03.618 <b>B</b>	47.256	1:17.044	59.318	212.6	32:42.693								

<b>444</b> RDS Racing 1. Pascal EHLERT		RENAULT Clio RS 3 SD													
1	1	5:24.870 <b>B</b>	2:35.267	1:39.147	1:10.456	121.1	5:24.870								
2	1	8:32.230	6:13.442	1:27.790	50.998	152.8	13:57.100								
3	1	3:08.424	56.421	1:24.067	47.936	179.7	17:05.524								
4	1	3:13.052 <b>B</b>	53.663	1:21.677	57.712	181.8	20:18.576								
5	1	5:30.770	3:21.306	1:20.334	49.130	183.4	25:49.346								
6	1	3:23.049 <b>B</b>	53.406	1:27.074	1:02.569	177.3	29:12.395								

<b>450</b> 1. Lucas GROENEVELD		Renault Clio SD													
1	1	4:22.165	2:05.752	1:26.963	49.450	182.4	4:22.165								
2	1	3:10.582	1:00.055	1:23.478	47.049	170.6	7:32.747								
3	1	3:00.017	51.506	1:19.639	48.872	198.2	10:32.764								
4	1	2:57.824	51.229	1:19.573	47.022	203.8	13:30.588								
5	1	2:56.635	50.284	1:19.618	46.733	206.5	16:27.223								
6	1	3:05.021 <b>B</b>	50.171	1:19.142	55.708	203.4	19:32.244								
7	1	5:47.829	3:42.258	1:18.754	46.817	193.9	25:20.073								
8	1	2:52.331	50.869	1:15.860	45.602	199.3	28:12.404								
9	1	2:51.864	49.898	1:15.992	45.974	201.9	31:04.268								
10	1	2:56.411	51.134	1:17.815	47.462	200.4	34:00.679								
11	1	2:57.432	50.184	1:18.713	48.535	203.0	36:58.111								
12	1	4:14.906 <b>B</b>	50.032	1:51.591	1:33.283	200.0	41:13.017								

<b>473</b> Alain Berg 1. Alain BERG		RADICAL SR8 CN													
1	1	7:19.324	5:04.825	1:29.369	45.130	159.1	7:19.324								
2	1	2:38.484	45.249	1:14.172	39.063	242.7	9:57.808								
3	1	2:33.525	43.044	1:11.762	38.719	227.8	12:31.333								
4	1	2:31.414	41.923	1:10.521	38.970	214.3	15:02.747								
5	1	2:34.353	47.098	1:08.328	38.927	250.6	17:37.100								
6	1	2:29.337	41.476	1:08.396	39.465	257.1	20:06.437								
7	1	2:30.367	41.426	1:09.117	39.824	257.8	22:36.804								
8	1	2:32.035	44.643	1:09.037	38.355	254.7	25:08.839								
9	1	2:29.852	43.445	1:08.281	38.126	254.7	27:38.691								
10	1	2:29.474	41.283	1:08.891	39.300	257.1	30:08.165								
11	1	2:29.634	41.888	1:08.376	39.370	260.9	32:37.799								
12	1	2:32.674	41.593	1:13.106	37.975	235.8	35:10.473								
13	1	2:55.560 <b>B</b>	41.585	1:16.400	57.575	257.1	38:06.033								


<b>496</b> VR Motorsport 1. Tim GRAY 2. Grant WILLIAM		PRAGA R11 CN													
1	1	5:55.911	3:23.720	1:31.587	1:00.604	159.8	5:55.911								
2	1	2:56.332	53.901	1:18.083	44.348	177.3	8:52.243								
3	1	2:39.924	44.861	1:13.375	41.688	211.8	11:32.167								
4	1	2:45.084	48.674	1:13.813	42.597	217.7	14:17.251								

<b>499</b> Spirit Racing 1. Rob NIEMAN		RENAULT Clio SD													
1	1	4:18.252	1:54.803	1:31.742	51.707	152.3	4:18.252								
2	1	3:08.659	55.396	1:25.002	48.261	179.1	7:26.911								
3	1	3:05.339	52.236	1:24.432	48.671	193.5	10:32.250								
4	1	3:11.707 <b>B</b>	51.603	1:23.227	56.877	187.5	13:43.957								
5	1	10:37.103	8:33.020	1:18.311	45.772	192.9	24:21.060								
6	1	2:52.543	49.758	1:17.113	45.672	208.9	27:13.603								
7	1	2:54.911	49.433	1:18.852	46.626	197.8	30:08.514								
8	1	2:54.394	49.219	1:18.583	46.592	201.5	33:02.908								
9	1	2:50.087	49.047	1:16.064	44.976	209.7	35:52.995								
10	1	3:17.591 <b>B</b>	49.659	1:23.353	1:04.579	178.8	39:10.586								

<b>511</b> BlueBerry Racing 1. Danny VAN DONGEN		PRAGA R1 SR3													
1	1	6:04.006 <b>B</b>	3:02.975	1:46.947	1:14.084	149.4	6:04.006								
2	1	11:54.275	9:55.646	1:16.040	42.589	192.2	17:58.281								
3	1	2:38.284	47.282	1:09.135	41.867	209.7	20:36.565								
4	1	2:37.270	45.703	1:09.590	41.977	213.0	23:13.835								
5	1	2:45.807 <b>B</b>	46.432	1:09.791	49.584	211.4	25:59.642								
6	1	4:11.405	2:20.996	1:08.739	41.670	210.9	30:11.047								
7	1	2:37.185	46.367	1:09.551	41.267	213.9	32:48.232								
8	1	2:36.693	46.082	1:08.095	42.516	215.1	35:24.925								
9	1	2:38.022	45.886	1:10.193	41.943	217.7	38:02.947								
10	1	4:13.127 <b>B</b>	54.268	1:48.643	1:30.216	139.5	42:16.074								

<b>514</b> VR Motorsport 1. Alastair BOULTON 2. Alain BERG		RADICAL SR3 SR3													
1	1	3:28.015	1:09.771	1:27.877	50.367	172.2	3:28.015								
2	1	2:53.933	50.822	1:16.536	46.575	201.1	6:21.948								
3	1	3:08.662 <b>B</b>	49.218	1:20.421	59.023	198.5	9:30.610								
4	1	4:05.742	2:06.477	1:14.283	44.982	206.9	13:36.352								
5	1	2:48.939	49.946	1:14.866	44.127	202.2	16:25.291								
6	1	2:39.713	48.095	1:09.742	41.876	211.8	19:05.004								
7	1	2:36.164	45.988	1:07.887	42.289	214.3	21:41.168								
8	1	2:36.484	45.795	1:09.026	41.663	217.7	24:17.652								
9	1	2:41.752	48.034	1:10.865	42.853	212.6	26:59.404								
10	1	2:43.489	45.523	1:13.903	44.063	216.9	29:42.893								
11	1	2:51.873	47.926	1:15.060	48.887	204.5	32:34.766								
12	1	2:43.714	46.440	1:15.515	41.759	214.7	35:18.480								
13	1	2:36.779	47.191	1:07.392	42.196	209.7	37:55.259								
14	1	4:17.775 <b>B</b>	1:00.080	1:49.830	1:27.865	151.7	42:13.034								





# SUPERCAR CHALLENGE + GT&PROTO

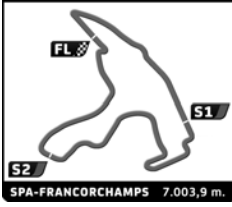
## SPA RACING FESTIVAL

### QUALIFYING

### Final Classification

Nr. Drivers	Team	Car	Cl	Time	Lap Total	Gap	Kph
1 229 J. SCHELL	Pegasus Racing	GINETTA G57	LMP3	<b>2:16.691</b>	8 9	-	184.5
2 213 M. ASCHOFF	EDEKA Aschoff Racing	GINETTA Nissan G58	LMP3	<b>2:18.204</b>	8 9	+1.513 +1.513	182.4
3 265 S. PFEIFER	Powermotorsports	NORMA V8	LMP3	<b>2:18.424</b>	8 9	+1.733 +0.220	182.2
4 410 N. PRIMROSE	Tim Gray Motorsport	NORMA M230FC	CN	<b>2:19.252</b>	5 9	+2.561 +0.828	181.1
5 473 A. BERG	Alain Berg	RADICAL SR8	CN	<b>2:23.725</b>	5 6	+7.034 +4.473	175.4
6 124 O. FREYMUTH	Oliver Freymuth	LAMBORGHINI Super Trophéo	GT	<b>2:25.330</b>	8 9	+8.639 +1.605	173.5
7 199 M. VERHAGEN / W. MEIJER	JR Motorsport	BMW M4 Silhouette 3.2	GT	<b>2:25.489</b>	8 9	+8.798 +0.159	173.3
8 180 C. CEYISAKAR / J. VAN HOOYDONCK	Go Motorsports by DVB	PORSCHE 991 GT3 Cup	GT	<b>2:25.617</b>	4 5	+8.926 +0.128	173.2
9 111 W. SLUYS / B. SCHOUTEN	JR Motorsport	BMW M4 Silhouette	GT	<b>2:26.207</b>	5 9	+9.516 +0.590	172.5
10 293 M. BAKKER / J. IBRAN PARDO	BE Motorsport	LIGIER LMP3	LMP3	<b>2:26.660</b>	8 9	+9.969 +0.453	171.9
11 118 F. DULLAART / N. LANGEVELD	Certainty Racing	PORSCHE 991 GT3 Cup	GT	<b>2:26.912</b>	3 9	+10.221 +0.252	171.6
12 189 . R. GROUWELS	Race Art	PORSCHE 991 Gen II	GT	<b>2:27.064</b>	6 8	+10.373 +0.152	171.5
13 212 J. LEQUEUX / J. UEBERECKEN	Prime Racing	GINETTA Nissan G57	LMP3	<b>2:27.310</b>	3 5	+10.619 +0.246	171.2
14 107 D. MEIJER	BODA Racing	PORSCHE 991 GT3 Cup	GT	<b>2:27.344</b>	4 8	+10.653 +0.034	171.1
15 182 K. WAUTERS / K. WAUTERS	DVB Racing bvba	PORSCHE 991 GT3 Cup	GT	<b>2:27.482</b>	4 9	+10.791 +0.138	171.0
16 106 B. HERBER	BODA Racing	PORSCHE 991 Gen II	GT	<b>2:27.768</b>	3 8	+11.077 +0.286	170.6
17 190 . E. GROUWELS	Race Art	PORSCHE 991 GT3 Cup	GT	<b>2:27.814</b>	5 7	+11.123 +0.046	170.6
18 108 M. LANTING	JR Motorsport	BMW M3 GTMR	GT	<b>2:28.155</b>	5 7	+11.464 +0.341	170.2
19 126 J. JANSEN	JJ Racing	PORSCHE 997 Cup	GT	<b>2:28.272</b>	6 8	+11.581 +0.117	170.1
20 188 J. DE WILDE	Speedlover	PORSCHE 991 GT3 Cup	GT	<b>2:28.373</b>	4 6	+11.682 +0.101	169.9
21 186 W. MEULDERS / R. RENMANS	Speedlover	PORSCHE 991 GT3 Cup	GT	<b>2:29.794</b>	5 8	+13.103 +1.421	168.3
22 430 A. PUBRICK / D. BRISE	ALP Racing	SAKER Rap X	CN	<b>2:31.154</b>	3 4	+14.463 +1.360	166.8
23 201 D. DE BORST / S. VAN OORD	Febo Racing Team	Leon Cupra TCR	SS1	<b>2:31.256</b>	7 10	+14.565 +0.102	166.7
24 245 . R. VAN DEN BERG / . B. VAN DEN BERG	Harders Plaza	BMW E90	SS1	<b>2:31.658</b>	5 9	+14.967 +0.402	166.3
25 181 C. OGUZHAN	Go Motorsports by DVB	PORSCHE 991 GT3 Cup	GT	<b>2:32.028</b>	5 8	+15.337 +0.370	165.9
26 511 D. VAN DONGEN	BlueBerry Racing	PRAGA R1	SR3	<b>2:32.073</b>	2 5	+15.382 +0.045	165.8
27 202 R. STEENMETZ	Ferry Monster Autosport	Leon Cupra TCR	SS1	<b>2:32.821</b>	9 10	+16.130 +0.748	165.0
28 246 R. OLIJ	Stichting Euro Autosport	BMW E92 M3	SS1	<b>2:32.845</b>	4 9	+16.154 +0.024	165.0
29 514 A. BOULTON / A. BERG	VR Motorsport	RADICAL SR3	SR3	<b>2:33.559</b>	7 8	+16.868 +0.714	164.2
30 222 . R. VAN LOON / . L. VAN LOON	BlueBerry Racing	BMW E46 M3	SS1	<b>2:33.831</b>	6 9	+17.140 +0.272	163.9
31 259 M. VAN DE MAAT / P. SCHREURS	BS Racing Team	BMW E46 GTR	SS1	<b>2:33.914</b>	9 9	+17.223 +0.083	163.8
32 203 S. POLDERMAN	Ferry Monster Autosport	Leon Cupra TCR	SS1	<b>2:34.101</b>	5 5	+17.410 +0.187	163.6
33 264 J. DE KIMPE / P. SPEELMAN	DK-Racing powered by FMA	VW Golf TCR	SS1	<b>2:35.064</b>	5 10	+18.373 +0.963	162.6
34 208 T. VAN VLIET	JR Motorsport	BMW E92 V8	SS1	<b>2:37.398</b>	6 8	+20.707 +2.334	160.2
35 346 R. SNEL	Koopman Racing	BMW E36	SS2	<b>2:40.511</b>	6 7	+23.820 +3.113	157.1
36 355 P. DE VREEDE / R. DE LEEUW	Brighifiber de Vreede/ de Leeuw	BMW E46 M3	SS2	<b>2:40.774</b>	8 8	+24.083 +0.263	156.8
37 318 C. EUSER	DRDO	BMW M3	SS2	<b>2:42.791</b>	5 6	+26.100 +2.017	154.9
38 109 D. SCHULZ	Topper Team	PORSCHE 997 Cup	GT	<b>2:43.278</b>	6 8	+26.587 +0.487	154.4
39 321 . R. DULLAART	DRDO	BMW M3	SS2	<b>2:44.131</b>	7 9	+27.440 +0.853	153.6
40 402 R. NIEMAN / J. VAN SPLUNTEREN	Spirit Racing	RENAULT Clio 1.6 Turbo	SD	<b>2:44.389</b>	4 6	+27.698 +0.258	153.4
41 323 E. DRUMMEN / R. FRIEDERICH	DRDO	BMW	SS2	<b>2:45.474</b>	3 7	+28.783 +1.085	152.4
42 401 C. VOET / B. VAN DEN BROECK	Traxx Racing Team	PEUGEOT RCZ Cup	SD	<b>2:46.107</b>	4 7	+29.416 +0.633	151.8
43 266 M. VEELS / J. VAN DER ENDE	JW Raceservice	SEAT Sport Leon Cup Racer	SS1	<b>2:46.221</b>	2 4	+29.530 +0.114	151.7
44 322 . S. DULLAART / . D. DULLAART	DRDO	BMW M3	SS2	<b>2:47.353</b>	6 7	+30.662 +1.132	150.7
45 324 J. VERHOEVEN / J. VERHOEVEN	DRDO	BMW Compact	SS2	<b>2:48.356</b>	5 8	+31.665 +1.003	149.8
46 450 L. GROENEVELD		Renault Clio	SD	<b>2:49.665</b>	8 9	+32.974 +1.309	148.6
47 326 A. SEINEN	DRDO	BMW 130i	SS2	<b>2:50.183</b>	8 9	+33.492 +0.518	148.2
48 347 . F. VAN DUIN / . T. VAN DUIN / . G. VAN DUIN	Koopman Racing	BMW M3 Cup	SS2	<b>2:50.366</b>	8 8	+33.675 +0.183	148.0
49 404 B. DROST	Spirit Racing	RENAULT Clio 1.6 Turbo	SD	<b>2:51.186</b>	5 10	+34.495 +0.820	147.3
50 381 N. DELENCRE	Why Not Pitstop Racing Events	PEUGEOT 308 CUP	SS2	<b>2:54.285</b>	6 6	+37.594 +3.099	144.7
51 403 J. VAN DER VOORT / S. VAN DER SLOOT	Kustlicht	ALFA 147	SD	<b>2:55.453</b>	3 7	+38.762 +1.168	143.7
52 325 J. VAN STEE	DRDO	BMW 130i	SS2	<b>2:55.483</b>	7 8	+38.792 +0.030	143.7
53 327 P. VAN DER HAM	DRDO	BMW M3 E46	SS2	<b>2:55.555</b>	6 6	+38.864 +0.072	143.6
54 411 H. KOLENAAR	DRDO	MAZDA MX5	SD	<b>2:59.693</b>	6 8	+43.002 +4.138	140.3
55 444 P. EHLERT	RDS Racing	RENAULT Clio RS 3	SD	<b>3:00.685</b>	4 7	+43.994 +0.992	139.5
56 409 H. CREEMERS / R. VAN STEEN	DRDO	BMW E36	SD	<b>3:06.361</b>	8 8	+49.670 +5.676	135.3
57 187 V. DESPRIET	Speedlover	PORSCHE 991 GT3 Cup	GT				
58 218 C. LUBBERS / A. RUITENBEEK	DRDO	BMW GTR	SS1				
59 496 T. GRAY / G. WILLIAM	VR Motorsport	PRAGA R1T	CN		1		

**Fastest Lap** | Lap 8 | Julien SCHELL | **2:16.691** | 184.5 Kph



**SUPERCAR CHALLENGE + GT&PROTO**  
**SPA RACING FESTIVAL**  
**QUALIFYING**

**Final Classification**

Nr. Drivers	Team	Car	Cl	Time	Lap Total	Gap	Kph
-------------	------	-----	----	------	-----------	-----	-----


CARS 202 - 222 - 264 - 322 - 324 -327 AND 450 SOME LAPS DELETED DUE TO TRACK LIMITS  
 CAR 325 BEST LAP DELETED DUE TO DRIVING CONDUCT  
 CARS 118 - 126 - 181 - 182 - 186 AND 189 SOME LAPS DELETED DUE TO TRACK LIMITS

Published at: .....

Track Status: **DRY**

<b>Race Director</b>	<b>Stewards</b>	<b>Timekeeper:</b> Xavi Lozano JOB-0057-CAT
----------------------	-----------------	---






# SUPERCAR CHALLENGE + GT&PROTO

## SPA RACING FESTIVAL

### QUALIFYING

#### Final Classification by Class

Nr. Drivers	Team	Car	Time	Lap Total	Gap	Kph
<b>CN</b>						
1 410 N. PRIMROSE	Tim Gray Motorsport	NORMA M230FC	<b>2:19.252</b>	5 9		<b>181.1</b>
2 473 A. BERG	Alain Berg	RADICAL SR8	<b>2:23.725</b>	5 6	+4.473 +4.473	<b>175.4</b>
3 430 A. PUBRICK / D. BRISE	ALP Racing	SAKER Rap X	<b>2:31.154</b>	3 4	+11.902 +7.429	<b>166.8</b>
4 496 T. GRAY / G. WILLIAM	VR Motorsport	PRAGA R1T		1		
<b>GT</b>						
1 124 O. FREYMUTH	Oliver Freymuth	LAMBORGHINI Super Trofeo	<b>2:25.330</b>	8 9		<b>173.5</b>
2 199 M. VERHAGEN / W. MEIJER	JR Motorsport	BMW M4 Silhouette 3.2	<b>2:25.489</b>	8 9	+0.159 +0.159	<b>173.3</b>
3 180 C. CEYISAKAR / J. VAN HOOYDONCK	Go Motorsports by DVB	PORSCHE 991 GT3 Cup	<b>2:25.617</b>	4 5	+0.287 +0.128	<b>173.2</b>
4 111 W. SLUYS / B. SCHOUTEN	JR Motorsport	BMW M4 Silhouette	<b>2:26.207</b>	5 9	+0.877 +0.590	<b>172.5</b>
5 118 F. DULLAART / N. LANGEVELD	Certainty Racing	PORSCHE 991 GT3 Cup	<b>2:26.912</b>	3 9	+1.582 +0.705	<b>171.6</b>
6 189 . R. GROUWELS	Race Art	PORSCHE 991 Gen II	<b>2:27.064</b>	6 8	+1.734 +0.152	<b>171.5</b>
7 107 D. MEIJER	BODA Racing	PORSCHE 991 GT3 Cup	<b>2:27.344</b>	4 8	+2.014 +0.280	<b>171.1</b>
8 182 K. WAUTERS / K. WAUTERS	DVB Racing bvba	PORSCHE 991 GT3 Cup	<b>2:27.482</b>	4 9	+2.152 +0.138	<b>171.0</b>
9 106 B. HERBER	BODA Racing	PORSCHE 991 Gen II	<b>2:27.768</b>	3 8	+2.438 +0.286	<b>170.6</b>
10 190 . E. GROUWELS	Race Art	PORSCHE 991 Gen II	<b>2:27.814</b>	5 7	+2.484 +0.046	<b>170.6</b>
11 108 M. LANTING	JR Motorsport	BMW M3 GTMR	<b>2:28.155</b>	5 7	+2.825 +0.341	<b>170.2</b>
12 126 J. JANSEN	JJ Racing	PORSCHE 997 Cup	<b>2:28.272</b>	6 8	+2.942 +0.117	<b>170.1</b>
13 188 J. DE WILDE	Speedlover	PORSCHE 991 GT3 Cup	<b>2:28.373</b>	4 6	+3.043 +0.101	<b>169.9</b>
14 186 W. MEULDERS / R. RENMANS	Speedlover	PORSCHE 991 GT3 Cup	<b>2:29.794</b>	5 8	+4.464 +1.421	<b>168.3</b>
15 181 C. OGUZHAN	Go Motorsports by DVB	PORSCHE 991 GT3 Cup	<b>2:32.028</b>	5 8	+6.698 +2.234	<b>165.9</b>
16 109 D. SCHULZ	Topper Team	PORSCHE 997 Cup	<b>2:43.278</b>	6 8	+17.948+11.250	<b>154.4</b>
17 187 V. DESPRIET	Speedlover	PORSCHE 991 GT3 Cup				
<b>LMP3</b>						
1 229 J. SCHELL	Pegasus Racing	GINETTA G57	<b>2:16.691</b>	8 9		<b>184.5</b>
2 213 M. ASCHOFF	EDEKA Aschoff Racing	GINETTA Nissan G58	<b>2:18.204</b>	8 9	+1.513 +1.513	<b>182.4</b>
3 265 S. PFEIFER	Powermotorsports	NORMA V8	<b>2:18.424</b>	8 9	+1.733 +0.220	<b>182.2</b>
4 293 M. BAKKER / J. IBRAN PARDO	BE Motorsport	LIGIER LMP3	<b>2:26.660</b>	8 9	+9.969 +8.236	<b>171.9</b>
5 212 J. LEQUEUX / J. UEBERECKEN	Prime Racing	GINETTA Nissan G57	<b>2:27.310</b>	3 5	+10.619 +0.650	<b>171.2</b>
<b>SD</b>						
1 402 R. NIEMAN / J. VAN SPLUNTEREN	Spirit Racing	RENAULT Clio 1.6 Turbo	<b>2:44.389</b>	4 6		<b>153.4</b>
2 401 C. VOET / B. VAN DEN BROECK	Traxx Racing Team	PEUGEOT RCZ Cup	<b>2:46.107</b>	4 7	+1.718 +1.718	<b>151.8</b>
3 450 L. GROENEVELD		Renault Clio	<b>2:49.665</b>	8 9	+5.276 +3.558	<b>148.6</b>
4 404 B. DROST	Spirit Racing	RENAULT Clio 1.6 Turbo	<b>2:51.186</b>	5 10	+6.797 +1.521	<b>147.3</b>
5 403 J. VAN DER VOORT / S. VAN DER SLOOT	Kustlicht	ALFA 147	<b>2:55.453</b>	3 7	+11.064 +4.267	<b>143.7</b>
6 411 H. KOLENAAR	DRDO	MAZDA MX5	<b>2:59.693</b>	6 8	+15.304 +4.240	<b>140.3</b>
7 444 P. EHLERT	RDS Racing	RENAULT Clio RS 3	<b>3:00.685</b>	4 7	+16.296 +0.992	<b>139.5</b>
8 409 H. CREEMERS / R. VAN STEEN	DRDO	BMW E36	<b>3:06.361</b>	8 8	+21.972 +5.676	<b>135.3</b>
<b>SR3</b>						
1 511 D. VAN DONGEN	BlueBerry Racing	PRAGA R1	<b>2:32.073</b>	2 5		<b>165.8</b>
2 514 A. BOULTON / A. BERG	VR Motorsport	RADICAL SR3	<b>2:33.559</b>	7 8	+1.486 +1.486	<b>164.2</b>
<b>SS1</b>						
1 201 D. DE BORST / S. VAN OORD	Febo Racing Team	Leon Cupra TCR	<b>2:31.256</b>	7 10		<b>166.7</b>
2 245 . R. VAN DEN BERG / . B. VAN DEN BERG	Harders Plaza	BMW E90	<b>2:31.658</b>	5 9	+0.402 +0.402	<b>166.3</b>
3 202 R. STEENMETZ	Ferry Monster Autosport	Leon Cupra TCR	<b>2:32.821</b>	9 10	+1.565 +1.163	<b>165.0</b>
4 246 R. OLIJ	Stichting Euro Autosport	BMW E92 M3	<b>2:32.845</b>	4 9	+1.589 +0.024	<b>165.0</b>
5 222 . R. VAN LOON / . L. VAN LOON	Blueberry Racing	BMW E46 M3	<b>2:33.831</b>	6 9	+2.575 +0.986	<b>163.9</b>
6 259 M. VAN DE MAAT / P. SCHREURS	BS Racing Team	BMW E46 GTR	<b>2:33.914</b>	9 9	+2.658 +0.083	<b>163.8</b>
7 203 S. POLDERMAN	Ferry Monster Autosport	Leon Cupra TCR	<b>2:34.101</b>	5 5	+2.845 +0.187	<b>163.6</b>
8 264 J. DE KIMPE / P. SPEELMAN	DK-Racing powered by FMA	VW Golf TCR	<b>2:35.064</b>	5 10	+3.808 +0.963	<b>162.6</b>
9 208 T. VAN VLIET	JR Motorsport	BMW E92 V8	<b>2:37.398</b>	6 8	+6.142 +2.334	<b>160.2</b>
10 266 M. VEELS / J. VAN DER ENDE	JW Raceservice	SEAT Sport Leon Cup Racer	<b>2:46.221</b>	2 4	+14.965 +8.823	<b>151.7</b>
11 218 C. LUBBERS / A. RUITENBEEK	DRDO	BMW GTR				
<b>SS2</b>						



## SUPERCAR CHALLENGE + GT&PROTO SPA RACING FESTIVAL QUALIFYING

### Final Classification by Class

Nr. Drivers	Team	Car	Time	Lap Total	Gap	Kph
1 346 R. SNEL	Koopman Racing	BMW E36	<b>2:40.511</b>	6 7		<b>157.1</b>
2 355 P. DE VREEDE / R. DE LEEUW	Brightfiber de Vreede/ de Leeuw	BMW E46 M3	<b>2:40.774</b>	8 8	+0.263 +0.263	<b>156.8</b>
3 318 C. EUSER	DRDO	BMW M3	<b>2:42.791</b>	5 6	+2.280 +2.017	<b>154.9</b>
4 321 . R. DULLAART	DRDO	BMW M3	<b>2:44.131</b>	7 9	+3.620 +1.340	<b>153.6</b>
5 323 E. DRUMMEN / R. FRIEDERICH	DRDO	BMW	<b>2:45.474</b>	3 7	+4.963 +1.343	<b>152.4</b>
6 322 . S. DULLAART / . D. DULLAART	DRDO	BMW M3	<b>2:47.353</b>	6 7	+6.842 +1.879	<b>150.7</b>
7 324 J. VERHOEVEN / J. VERHOEVEN	DRDO	BMW Compact	<b>2:48.356</b>	5 8	+7.845 +1.003	<b>149.8</b>
8 326 A. SEINEN	DRDO	BMW 130i	<b>2:50.183</b>	8 9	+9.672 +1.827	<b>148.2</b>
9 347 . F. VAN DUJIN / . T. VAN DUJIN / . C. VAN DUJIN	Koopman Racing	BMW M3 Cup	<b>2:50.366</b>	8 8	+9.855 +0.183	<b>148.0</b>
10 381 N. DELENCRE	Why Not Pitstop Racing Events	PEUGEOT 308 CUP	<b>2:54.285</b>	6 6	+13.774 +3.919	<b>144.7</b>
11 325 J. VAN STEE	DRDO	BMW 130i	<b>2:55.483</b>	7 8	+14.972 +1.198	<b>143.7</b>
12 327 P. VAN DER HAM	DRDO	BMW M3 E46	<b>2:55.555</b>	6 6	+15.044 +0.072	<b>143.6</b>


CARS 202 - 222 - 264 - 322 - 324 -327 AND 450 SOME LAPS DELETED DUE TO TRACK LIMITS  
 CAR 325 BEST LAP DELETED DUE TO DRIVING CONDUCT  
 CARS 118 - 126 - 181 - 182 - 186 AND 189 SOME LAPS DELETED DUE TO TRACK LIMITS

Published at: .....

Track Status: **DRY**

<b>Race Director</b>	<b>Stewards</b>	<b>Timekeeper:</b> Xavi Lozano JOB-0057-CAT
----------------------	-----------------	---






# SUPERCAR CHALLENGE + GT&PROTO

## SPA RACING FESTIVAL

### QUALIFYING

#### Classification by 2nd Fastest Lap

Driver	Team	Vehicle	Time	Gap	
1 229 J. SCHELL	Pegasus Racing	GINETTA G57	LMP3	<b>2:17.715</b>	-
2 410 N. PRIMROSE	Tim Gray Motorsport	NORMA M230FC	CN	<b>2:19.500</b>	+1.785
3 265 S. PFEIFER	Powermotorsports	NORMA V8	LMP3	<b>2:19.759</b>	+2.044
4 213 M. ASCHOFF	EDEKA Aschoff Racing	GINETTA Nissan G58	LMP3	<b>2:20.131</b>	+2.416
5 199 M. VERHAGEN / W. MEIJER	JR Motorsport	BMW M4 Silhouette 3.2	GT	<b>2:25.501</b>	+7.786
6 124 O. FREYMUTH	Oliver Freymuth	LAMBORGHINI Super Trophoeo	SGT	<b>2:25.549</b>	+7.834
7 473 A. BERG	Alain Berg	RADICAL SR8	CN	<b>2:25.714</b>	+7.999
8 111 W. SLUYS / B. SCHOUTEN	JR Motorsport	BMW M4 Silhouette	GT	<b>2:26.308</b>	+8.593
9 180 C. CEYISAKAR / J. VAN HOOYDONCK	Go Motorsports by DVB	PORSCHE 991 GT3 Cup	GT	<b>2:26.333</b>	+8.618
10 189 . R. GROUWELS	Race Art	PORSCHE 991 Gen II	GT	<b>2:27.726</b>	+10.011
11 293 J. IBRAN PARDO / .	BE Motorsport	LIGIER LMP3	LMP3	<b>2:27.963</b>	+10.248
12 182 K. WAUTERS / K. WAUTERS	DVB Racing bvba	PORSCHE 991 GT3 Cup	GT	<b>2:28.118</b>	+10.403
13 190 . E. GROUWELS	Race Art	PORSCHE 991 Gen II	GT	<b>2:28.159</b>	+10.444
14 107 D. MEIJER	BODA Racing	PORSCHE 991 GT3 Cup	GT	<b>2:28.229</b>	+10.514
15 126 J. JANSEN	JJ Racing	PORSCHE 997 Cup	GT	<b>2:28.444</b>	+10.729
16 188 J. DE WILDE	Speedlover	PORSCHE 991 GT3 Cup	GT	<b>2:28.581</b>	+10.866
17 108 M. LANTING	JR Motorsport	BMW M3 GTMR	GT	<b>2:28.687</b>	+10.972
18 212 J. LEQUEUX / J. UEBERECEN	Prime Racing	GINETTA Nissan G57	LMP3	<b>2:28.829</b>	+11.114
19 106 B. HERBER	BODA Racing	PORSCHE 991 Gen II	GT	<b>2:29.120</b>	+11.405
20 118 F. DULLAART / N. LANGEVELD	Certainty Racing	PORSCHE 991 GT3 Cup	GT	<b>2:29.700</b>	+11.985
21 186 W. MEULDERS / R. RENMANS	Speedlover	PORSCHE 991 GT3 Cup	GT	<b>2:30.508</b>	+12.793
22 201 D. DE BORST / S. VAN OORD	Febo Racing Team	Leon Cupra TCR	SS1	<b>2:32.001</b>	+14.286
23 511 D. VAN DONGEN	BlueBerry Racing	PRAGA R1	SR3	<b>2:32.211</b>	+14.496
24 181 C. OGUZHAN	Go Motorsports by DVB	PORSCHE 991 GT3 Cup	GT	<b>2:32.416</b>	+14.701
25 202 R. STEENMETZ	Ferry Monster Autosport	Leon Cupra TCR	SS1	<b>2:32.914</b>	+15.199
26 245 . R. VAN DEN BERG / . B. VAN DEN BERG	Harders Plaza	BMW E90	SS1	<b>2:33.033</b>	+15.318
27 246 R. OLIJ	Stichting Euro Autosport	BMW E92 M3	SS1	<b>2:33.091</b>	+15.376
28 514 A. BOULTON / A. BERG	VR Motorsport	RADICAL SR3	SR3	<b>2:34.499</b>	+16.784
29 222 . R. VAN LOON / . L. VAN LOON	Blueberry Racing	BMW E46 M3	SS1	<b>2:34.688</b>	+16.973
30 259 M. VAN DE MAAT / P. SCHREURS	BS Racing Team	BMW E46 GTR	SS1	<b>2:34.772</b>	+17.057
31 203 S. POLDERMAN	Ferry Monster Autosport	Leon Cupra TCR	SS1	<b>2:35.830</b>	+18.115
32 264 J. DE KIMPE / P. SPEELMAN	DK-Racing powered by FMA	VW Golf TCR	SS1	<b>2:35.902</b>	+18.187
33 208 T. VAN VLIET	JR Motorsport	BMW E92 V8	SS1	<b>2:38.952</b>	+21.237
34 355 P. DE VREEDE / R. DE LEEUW	Brightfiber de Vreede/ de Leeuw	BMW E46 M3	SS2	<b>2:40.946</b>	+23.231
35 346 R. SNEL	Koopman Racing	BMW E36	SS2	<b>2:41.740</b>	+24.025
36 318 C. EUSER	DRDO	BMW M3	SS2	<b>2:43.653</b>	+25.938
37 109 D. SCHULZ	Topper Team	PORSCHE 997 Cup	GT	<b>2:45.349</b>	+27.634
38 402 R. NIEMAN / J. VAN SPLUNTEREN	Spirit Racing	RENAULT Clio 1.6 Turbo	SD	<b>2:45.463</b>	+27.748
39 530 A. PUBRICK / D. BRISE	ALP Racing	SAKER Rap X	SR3	<b>2:45.469</b>	+27.754
40 321 . R. DULLAART	DRDO	BMW M3	SS2	<b>2:45.479</b>	+27.764
41 323 E. DRUMMEN / R. FRIEDERICH	DRDO	BMW	SS2	<b>2:45.667</b>	+27.952
42 401 C. VOET / B. VAN DEN BROECK	Traxx Racing Team	PEUGEOT RCZ Cup	SD	<b>2:46.186</b>	+28.471
43 322 . S. DULLAART / . D. DULLAART	DRDO	BMW M3	SS2	<b>2:49.221</b>	+31.506
44 324 J. VERHOEVEN / J. VERHOEVEN	DRDO	BMW Compact	SS2	<b>2:49.371</b>	+31.656
45 450 L. GROENEVELD		Renault Clio	SD	<b>2:49.905</b>	+32.190
46 326 A. SEINEN	DRDO	BMW 130i	SS2	<b>2:50.409</b>	+32.694
47 347 . F. VAN DUJN / . T. VAN DUJN / . C. VAN DUJN	Koopman Racing	BMW M3 Cup	SS2	<b>2:51.520</b>	+33.805
48 404 B. DROST	Spirit Racing	RENAULT Clio 1.6 Turbo	SD	<b>2:52.042</b>	+34.327
49 266 M. VEELS / J. VAN DER ENDE	JW Raceservice	SEAT Sport Leon Cup Racer	SS1	<b>2:53.603</b>	+35.888
50 381 N. DELENCRE	Why Not Pitstop Racing Events	PEUGEOT 308 CUP	SS2	<b>2:57.567</b>	+39.852
51 325 J. VAN STEE	DRDO	BMW 130i	SS2	<b>2:57.835</b>	+40.120
52 403 J. VAN DER VOORT / S. VAN DER SLOOT	Kustlicht	ALFA 147	SD	<b>2:58.450</b>	+40.735
53 327 P. VAN DER HAM	DRDO	BMW M3 E46	SS2	<b>2:58.745</b>	+41.030
54 411 H. KOLENAAR	DRDO	MAZDA MX5	SD	<b>3:00.148</b>	+42.433
55 444 P. EHLERT	RDS Racing	RENAULT Clio RS 3	SD	<b>3:01.657</b>	+43.942
56 409 H. CREEMERS / R. VAN STEEN	DRDO	BMW E36	SD	<b>3:06.453</b>	+48.738
57 187 V. DESPRIET	Speedlover	PORSCHE 991 GT3 Cup	GT		
58 218 C. LUBBERS / A. RUITENBEEK	DRDO	BMW GTR	SS1		
59 496 T. GRAY / G. WILLIAM	VR Motorsport	PRAGA R1T	CN		



**SUPERCAR CHALLENGE + GT&PROTO**  
**SPA RACING FESTIVAL**  
**QUALIFYING**

Classification by 2nd Fastest Lap

Driver	Team	Vehicle	Time	Gap
--------	------	---------	------	-----

<b>Fastest Lap</b>	Lap 8	Julien SCHELL	<b>2:16.691</b>	184.5 Kph
--------------------	-------	---------------	-----------------	-----------


CARS 202 - 222 - 264 - 322 - 324 -327 AND 450 SOME LAPS DELETED DUE TO TRACK LIMITS  
 CAR 325 BEST LAP DELETED DUE TO DRIVING CONDUCT  
 CARS 118 - 126 - 181 - 182 - 186 AND 189 SOME LAPS DELETED DUE TO TRACK LIMITS

Published at: .....

Track Status: **DRY**

<b>Race Director</b>	<b>Stewards</b>	<b>Timekeeper:</b> Xavi Lozano JOB-0057-CAT
----------------------	-----------------	---





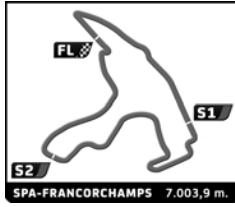
# SUPERCAR CHALLENGE + GT&PROTO

## SPA RACING FESTIVAL

### QUALIFYING

### Best Sector Times


SECTOR 1			SECTOR 2			SECTOR 3			Pos	Team	Cl	Ideal Lap	Best Lap
Pos	Driver	Time	Driver	Time	Driver	Time	Pos	Team	Cl	Ideal Lap	Best Lap		
1	265 S.PFEIFER	38.825	229 J.SCHELL	1:00.736	213 M.ASCHOFF	35.560	1	229 Pegasus Racing	LMP3	2:15.773	2:16.691 (1)		
2	213 M.ASCHOFF	38.955	410 N.PRIMROSE	1:00.974	229 J.SCHELL	35.645	2	213 EDEKA Aschoff Racing	LMP3	2:18.204	2:18.204 (2)		
3	229 J.SCHELL	39.392	265 S.PFEIFER	1:03.414	265 S.PFEIFER	36.185	3	265 Powermotorsports	LMP3	2:18.424	2:18.424 (3)		
4	124 O.FREYMUTH	39.987	213 M.ASCHOFF	1:03.689	410 N.PRIMROSE	37.337	4	410 Tim Gray Motorsport	CN	2:19.001	2:19.252 (4)		
5	473 A.BERG	40.514	199 M.VERHAGEN	1:05.237	473 A.BERG	37.525	5	5473 Alain Berg	CN	2:23.720	2:23.725 (5)		
6	410 N.PRIMROSE	40.690	496 T.GRAY	1:05.394	124 O.FREYMUTH	37.756	6	6124 Oliver Freymuth	GT	2:24.501	2:25.330 (6)		
7	180 C.CEYISAKAR	40.917	111 W.SLUYS	1:05.431	180 C.CEYISAKAR	38.010	7	7199 JR Motorsport	GT	2:25.387	2:25.489 (7)		
8	190 E.GROUWELS	40.942	473 A.BERG	1:05.681	118 F.DULLAART	38.074	8	8180 Go Motorsports by DVB	GT	2:25.499	2:25.617 (8)		
9	189 R.GROUWELS	40.980	511 D.VAN DONGEN	1:05.784	199 M.VERHAGEN	38.166	9	9111 JR Motorsport	GT	2:25.935	2:26.207 (9)		
10	108 M.LANTING	41.262	514 A.BOULTON	1:06.229	212 J.LEQUEUX	38.301	10	293 BE Motorsport	LMP3	2:26.568	2:26.660 (10)		
11	107 D.MEIJER	41.317	180 C.CEYISAKAR	1:06.572	189 R.GROUWELS	38.330	11	212 Prime Racing	LMP3	2:26.890	2:27.310 (13)		
12	182 K.WAUTERS	41.352	293 M.BAKKER	1:06.685	293 M.BAKKER	38.346	12	1118 Certainty Racing	GT	2:26.912	2:26.912 (11)		
13	118 F.DULLAART	41.411	124 O.FREYMUTH	1:06.758	111 W.SLUYS	38.379	13	189 Race Art	GT	2:26.967	2:27.064 (12)		
14	188 J.DE WILDE	41.493	212 J.LEQUEUX	1:06.960	107 D.MEIJER	38.437	14	107 BODA Racing	GT	2:27.344	2:27.344 (14)		
15	293 M.BAKKER	41.537	106 B.HERBER	1:07.408	182 K.WAUTERS	38.539	15	182 DVB Racing bvba	GT	2:27.358	2:27.482 (15)		
16	126 J.JANSEN	41.566	118 F.DULLAART	1:07.427	190 E.GROUWELS	38.571	16	190 Race Art	GT	2:27.569	2:27.814 (17)		
17	106 B.HERBER	41.604	182 K.WAUTERS	1:07.467	106 B.HERBER	38.585	17	106 BODA Racing	GT	2:27.597	2:27.768 (16)		
18	212 J.LEQUEUX	41.629	107 D.MEIJER	1:07.590	108 M.LANTING	38.613	18	188 Speedlover	GT	2:28.012	2:28.373 (20)		
19	199 M.VERHAGEN	41.984	189 R.GROUWELS	1:07.657	126 J.JANSEN	38.740	19	108 JR Motorsport	GT	2:28.071	2:28.155 (18)		
20	111 W.SLUYS	42.125	188 J.DE WILDE	1:07.764	188 J.DE WILDE	38.755	20	126 JJ Racing	GT	2:28.109	2:28.272 (19)		
21	186 W.MEULDERS	42.334	126 J.JANSEN	1:07.803	186 W.MEULDERS	39.028	21	186 Speedlover	GT	2:29.794	2:29.794 (21)		
22	181 C.OGUZHAN	42.370	190 E.GROUWELS	1:08.056	181 C.OGUZHAN	39.325	22	511 BlueBerry Racing	SR3	2:30.995	2:32.073 (26)		
23	201 D.DE BORST	42.938	108 M.LANTING	1:08.196	245 R.VAN DEN BERG	39.440	23	201 Febo Racing Team	SS1	2:31.035	2:31.256 (23)		
24	245 R.VAN DEN BERG	43.001	186 W.MEULDERS	1:08.432	201 D.DE BORST	39.493	24	181 Go Motorsports by DVB	GT	2:31.069	2:32.028 (25)		
25	202 R.STEENMETZ	43.540	201 D.DE BORST	1:08.604	202 R.STEENMETZ	39.648	25	245 Harders Plaza	SS1	2:31.282	2:31.658 (24)		
26	222 R.VAN LOON	43.751	246 R.OLIJ	1:08.836	246 R.OLIJ	39.801	26	202 Ferry Monster Autosport	SS1	2:32.079	2:32.821 (27)		
27	246 R.OLIJ	43.784	245 R.VAN DEN BERG	1:08.841	259 M.VAN DE MAAT	40.050	27	246 Stichting Euro Autosport	SS1	2:32.421	2:32.845 (28)		
28	203 S.POLDERMAN	44.116	202 R.STEENMETZ	1:08.891	222 R.VAN LOON	40.072	28	514 VR Motorsport	SR3	2:32.846	2:33.559 (29)		
29	264 J.DE KIMPE	44.236	181 C.OGUZHAN	1:09.374	511 D.VAN DONGEN	40.192	29	222 Blueberry Racing	SS1	2:33.561	2:33.831 (30)		
30	259 M.VAN DE MAAT	44.440	259 M.VAN DE MAAT	1:09.424	264 J.DE KIMPE	40.405	30	259 BS Racing Team	SS1	2:33.914	2:33.914 (31)		
31	109 D.SCHULZ	44.943	203 S.POLDERMAN	1:09.498	203 S.POLDERMAN	40.487	31	203 Ferry Monster Autosport	SS1	2:34.101	2:34.101 (32)		
32	511 D.VAN DONGEN	45.019	222 R.VAN LOON	1:09.738	514 A.BOULTON	41.188	32	264 DK-Racing powered by FMA	SS1	2:34.735	2:35.064 (33)		
33	208 T.VAN VLIET	45.069	264 J.DE KIMPE	1:10.094	208 T.VAN VLIET	41.248	33	208 JR Motorsport	SS1	2:37.021	2:37.398 (34)		
34	346 R.SNEL	45.219	208 T.VAN VLIET	1:10.704	346 R.SNEL	41.746	34	346 Koopman Racing	SS2	2:40.511	2:40.511 (35)		
35	514 A.BOULTON	45.429	355 P.DE VREEDE	1:12.608	355 P.DE VREEDE	42.184	35	355 Brightfiber de Vreede/ de Leeuw	SS2	2:40.774	2:40.774 (36)		
36	355 P.DE VREEDE	45.982	402 R.NIEMAN	1:13.333	318 C.EUSER	42.593	36	109 Topper Team	GT	2:42.706	2:43.278 (38)		
37	318 C.EUSER	46.450	266 M.VEELS	1:13.410	109 D.SCHULZ	42.631	37	318 DRDO	SS2	2:42.791	2:42.791 (37)		
38	266 M.VEELS	47.138	321 R.DULLAART	1:13.501	321 R.DULLAART	42.875	38	266 JW Raceservice	SS1	2:44.050	2:46.221 (43)		
39	323 E.DRUMMEN	47.487	346 R.SNEL	1:13.546	402 R.NIEMAN	42.995	39	402 Spirit Racing	SD	2:44.070	2:44.389 (40)		
40	321 R.DULLAART	47.719	318 C.EUSER	1:13.748	323 E.DRUMMEN	43.041	40	321 DRDO	SS2	2:44.095	2:44.131 (39)		
41	402 R.NIEMAN	47.742	401 C.VOET	1:14.363	266 M.VEELS	43.502	41	323 DRDO	SS2	2:45.346	2:45.474 (41)		
42	401 C.VOET	47.920	450 L.GROENEVELD	1:14.761	401 C.VOET	43.522	42	401 Traxx Racing Team	SD	2:45.805	2:46.107 (42)		
43	347 F.VAN DUIJN	48.493	323 E.DRUMMEN	1:14.818	322 S.DULLAART	43.651	43	322 DRDO	SS2	2:47.303	2:47.353 (44)		
44	322 S.DULLAART	48.646	324 J.VERHOEVEN	1:14.877	324 J.VERHOEVEN	44.131	44	324 DRDO	SS2	2:48.105	2:48.356 (45)		
45	324 J.VERHOEVEN	49.097	322 S.DULLAART	1:15.006	404 B.DROST	44.514	45	45450	SD	2:49.497	2:49.665 (46)		
46	326 A.SEINEN	49.471	109 D.SCHULZ	1:15.132	326 A.SEINEN	44.546	46	326 DRDO	SS2	2:49.533	2:50.183 (47)		
47	404 B.DROST	49.489	326 A.SEINEN	1:15.516	347 F.VAN DUIJN	44.847	47	347 Koopman Racing	SS2	2:49.797	2:50.366 (48)		
48	450 L.GROENEVELD	49.809	381 N.DELENCRE	1:16.154	450 L.GROENEVELD	44.927	48	404 Spirit Racing	SD	2:51.186	2:51.186 (49)		
49	327 P.VAN DER HAM	50.367	347 F.VAN DUIJN	1:16.457	381 N.DELENCRE	46.009	49	325 DRDO	SS2	2:53.978	2:55.483 (52)		
50	325 J.VAN STEE	50.372	325 J.VAN STEE	1:17.071	403 J.VAN DER VOORT	46.348	50	381 Why Not Pitstop Racing Events	SS2	2:54.192	2:54.285 (50)		
51	403 J.VAN DER VOORT	50.928	404 B.DROST	1:17.183	444 P.EHLERT	46.397	51	327 DRDO	SS2	2:55.020	2:55.555 (53)		
52	444 P.EHLERT	51.706	327 P.VAN DER HAM	1:17.491	325 J.VAN STEE	46.535	52	403 Kuslicht	SD	2:55.137	2:55.453 (51)		
53	381 N.DELENCRE	52.029	403 J.VAN DER VOORT	1:17.861	411 H.KOLENAAR	47.129	53	444 RDS Racing	SD	2:56.828	3:00.685 (55)		
54	411 H.KOLENAAR	53.892	411 H.KOLENAAR	1:17.908	327 P.VAN DER HAM	47.162	54	411 DRDO	SD	2:58.929	2:59.693 (54)		
55	409 H.CREEMERS	54.094	444 P.EHLERT	1:18.725	409 H.CREEMERS	49.090	55	409 DRDO	SD	3:05.623	3:06.361 (56)		



## SUPERCAR CHALLENGE + GT&PROTO SPA RACING FESTIVAL QUALIFYING

### Best Top Speeds


Team	Car	Class	Top Speed Driver	Top 1		Top 2		Top 3		Top 4		Top 5	
				Kph	Lap	Kph	Lap	Kph	Lap	Kph	Lap	Kph	Lap
265 Powermotorsports	NORMA V8	LMP3	S. PFEIFER	279.8	8	277.6	3	276.9	6	276.9	7	266.7	2 275,6
124 Oliver Freymuth	LAMBORGHINI Super Trophéo	GT	O. FREYMUTH	275.5	4	274.1	3	274.1	8	273.4	5	273.4	9 274,1
213 EDEKA Aschoff Racing	GINETTA Nissan G58	LMP3	M. ASCHOFF	272.7	8	272.0	7	270.7	3	270.7	6	270.0	4 271,2
229 Pegasus Racing	GINETTA G57	LMP3	J. SCHELL	268.0	5	268.0	8	268.0	9	266.0	4	263.4	6 266,7
106 BODA Racing	PORSCHE 991 Gen II	GT	B. HERBER	264.1	4	262.1	3	258.4	2	255.9	7	252.9	5 258,7
107 BODA Racing	PORSCHE 991 GT3 Cup	GT	D. MEIJER	264.1	4	262.8	7	261.5	3	256.5	8	255.9	2 260,2
189 Race Art	PORSCHE 991 Gen II	GT	R. GROUWELS	263.4	8	261.5	6	260.9	4	258.4	5	256.5	3 260,1
190 Race Art	PORSCHE 991 Gen II	GT	E. GROUWELS	262.1	5	257.1	4	251.2	3	238.4	2	210.1	7 243,8
108 JR Motorsport	BMW M3 GTMR	GT	M. LANTING	260.9	4	260.2	3	252.9	6	252.3	5	245.5	2 254,4
126 JJ Racing	PORSCHE 997 Cup	GT	J. JANSEN	260.9	4	259.6	6	259.6	8	258.4	2	258.4	5 259,4
182 DVB Racing bvba	PORSCHE 991 GT3 Cup	GT	K. WAUTERS	260.9	5	260.9	9	256.5	8	254.7	4	252.9	3 257,2
473 Alain Berg	RADICAL SR8	CN	A. BERG	260.9	5	259.0	4	257.1	3	232.3	2	168.2	6 235,5
180 Go Motorsports by DVB	PORSCHE 991 GT3 Cup	GT	C. CEYSAKAR	259.6	3	259.0	2	255.9	4	228.3	5	192.2	1 239,0
188 Speedlover	PORSCHE 991 GT3 Cup	GT	J. DE WILDE	259.6	5	257.8	3	257.8	4	252.9	2	177.3	6 241,1
118 Certainty Racing	PORSCHE 991 GT3 Cup	GT	F. DULLAART	259.0	3	257.1	2	251.7	8	251.2	4	241.1	6 252,0
181 Go Motorsports by DVB	PORSCHE 991 GT3 Cup	GT	C. OGUZHAN	257.8	4	257.1	6	256.5	5	255.3	7	254.7	8 256,3
212 Prime Racing	GINETTA Nissan G57	LMP3	J. LEQUEUX	254.7	4	252.3	3	245.5	5	244.3	2	243.8	1 248,1
293 BE Motorsport	LIGIER LMP3	LMP3	M. BAKKER	251.7	4	250.0	5	250.0	8	243.8	9	243.2	6 247,7
186 Speedlover	PORSCHE 991 GT3 Cup	GT	W. MEULDERS	250.0	4	250.0	5	249.4	3	242.7	8	242.2	2 246,9
245 Harders Plaza	BMW E90	SS1	R. VAN DEN BERG	246.6	6	244.9	5	243.2	4	240.0	3	240.0	7 242,9
202 Ferry Monster Autosport	Leon Cupra TCR	SS1	R. STEENMETZ	245.5	6	245.5	7	244.9	10	242.7	9	238.9	4 243,5
410 Tim Gray Motorsport	NORMA M230FC	CN	N. PRIMROSE	245.5	7	244.3	6	244.3	9	243.8	8	242.7	5 244,1
201 Febo Racing Team	Leon Cupra TCR	SS1	D. DE BORST	243.8	8	242.7	9	242.2	2	241.6	3	241.6	7 242,4
111 JR Motorsport	BMW M4 Silhouette	GT	W. SLUYS	242.2	9	240.5	7	240.5	8	238.9	3	238.9	4 240,2
246 Stichting Euro Autosport	BMW E92 M3	SS1	R. OLIJ	242.2	5	241.6	4	241.6	7	241.6	8	241.1	3 241,6
199 JR Motorsport	BMW M4 Silhouette 3.2	GT	M. VERHAGEN	241.6	5	241.6	8	241.1	6	240.5	3	240.5	4 241,1
222 Blueberry Racing	BMW E46 M3	SS1	R. VAN LOON	241.1	4	240.5	9	240.0	5	240.0	6	238.4	2 240,0
208 JR Motorsport	BMW E92 V8	SS1	T. VAN VLIET	236.8	6	235.8	5	234.3	3	231.3	2	228.8	4 233,4
203 Ferry Monster Autosport	Leon Cupra TCR	SS1	S. POLDERMAN	236.3	5	234.3	4	231.8	3	213.4	2	193.2	1 221,8
259 BS Racing Team	BMW E46 GTR	SS1	M. VAN DE MAAT	234.8	9	233.3	6	233.3	8	232.8	3	228.8	7 232,6
264 DK-Racing powered by FMA	VW Golf TCR	SS1	J. DE KIMPE	234.8	8	233.8	6	233.8	5	233.3	4	231.3	9 233,4
346 Koopman Racing	BMW E36	SS2	R. SNEL	233.3	6	229.8	4	216.4	3	214.7	2	206.1	5 220,1
109 Topper Team	PORSCHE 997 Cup	GT	D. SCHULZ	231.3	6	225.0	7	221.3	8	220.4	2	220.4	5 223,7
318 DRDO	BMW M3	SS2	C. EUSER	231.3	6	230.8	3	230.3	5	225.9	4	184.0	2 220,5
266 JW Raceservice	SEAT Sport Leon Cup Racer	SS1	M. VEELS	227.4	2	181.8	3	170.3	4	168.7	1		187,1
323 DRDO	BMW	SS2	E. DRUMMEN	227.4	3	225.5	7	220.9	6	220.4	2	206.5	5 220,1
321 DRDO	BMW M3	SS2	R. DULLAART	224.5	7	224.1	6	224.1	9	220.9	3	177.6	5 214,2
322 DRDO	BMW M3	SS2	S. DULLAART	223.1	6	222.7	5	220.9	7	217.3	4	208.9	2 218,6
347 Koopman Racing	BMW M3 Cup	SS2	F. VAN DUIJN	220.4	8	207.3	6	205.3	5	204.5	7	202.2	3 207,9
355 Brightfiber de Vreede/ de Leeuw	BMW E46 M3	SS2	P. DE VREEDE	219.1	8	213.4	3	211.8	5	210.5	4	210.1	7 213,0
496 VR Motorsport	PRAGA R1T	CN	T. GRAY	219.1	1								219,1
511 BlueBerry Racing	PRAGA R1	SR3	D. VAN DONGEN	217.7	4	217.3	3	217.3	5	213.4	2	208.9	1 214,9
514 VR Motorsport	RADICAL SR3	SR3	A. BOULTON	216.4	8	216.0	5	216.0	7	215.6	6	213.9	3 215,6
402 Spirit Racing	RENAULT Clio 1.6 Turbo	SD	R. NIEMAN	215.1	5	214.3	3	213.4	4	200.0	2	197.8	6 208,1
401 Traxx Racing Team	PEUGEOT RCZ Cup	SD	C. VOET	214.3	4	213.9	3	212.6	6	208.1	5	206.1	7 211,0
324 DRDO	BMW Compact	SS2	J. VERHOEVEN	213.9	5	208.5	3	205.3	4	201.5	6	201.1	2 206,1
404 Spirit Racing	RENAULT Clio 1.6 Turbo	SD	B. DROST	209.7	3	208.9	9	208.1	5	206.9	6	206.9	8 208,1
325 DRDO	BMW 130i	SS2	J. VAN STEE	208.9	6	204.2	3	204.2	7	201.1	5	196.0	2 202,9
326 DRDO	BMW 130i	SS2	A. SEINEN	208.1	7	208.1	8	206.9	5	206.1	6	205.3	3 206,9
450	Renault Clio	SD	L	203.0	8	202.2	9	200.4	3	200.4	6	200.4	7 201,3
403 Kustlicht	ALFA 147	SD	J. VAN DER VOORT	200.4	4	198.9	3	193.9	2	192.9	6	152.8	5 187,8



## SUPERCAR CHALLENGE + GT&PROTO SPA RACING FESTIVAL QUALIFYING

### Best Top Speeds


Team	Car	Class	Top Speed Driver	Top 1		Top 2		Top 3		Top 4		Top 5		
				Kph	Lap	Kph	Lap	Kph	Lap	Kph	Lap	Kph	Lap	Avg
444 RDS Racing	RENAULT Clio RS 3	SD	P. EHLERT	196.4	5	194.9	6	188.5	4	184.9	3	180.3	7	189,0
381 Why Not Pitstop Racing Events	PEUGEOT 308 CUP	SS2	N. DELENCRE	192.5	6	192.2	4	189.5	2	189.1	5	180.6	3	188,8
409 DRDO	BMW E36	SD	H. CREEMERS	192.5	6	191.8	7	190.8	3	189.5	5	188.8	4	190,7
411 DRDO	MAZDA MX5	SD	H. KOLENAAR	192.5	6	192.5	7	192.2	5	191.5	4	189.1	2	191,6
327 DRDO	BMW M3 E46	SS2	P. VAN DER HAM	182.7	5	179.1	6	171.4	4	166.2	2	161.9	3	172,3
187 Speedlover	PORSCHE 991 GT3 Cup	GT												
218 DRDO	BMW GTR	SS1												
430 ALP Racing	SAKER Rap X	CN	A. PUBRICK											



## SUPERCAR CHALLENGE + GT&PROTO SPA RACING FESTIVAL QUALIFYING

### Fastest Lap Sequence

Practice Time	Team	Car	Class	Driver	Time	Kph	
5:40.263	222 Blueberry Racing	BMW E46 M3	SS1	R. VAN LOON	<b>2:35.563</b>	162.1	2
6:03.326	201 Febo Racing Team	Leon Cupra TCR	SS1	Dennis DE BORST	<b>2:32.521</b>	165.3	2
8:35.809	201 Febo Racing Team	Leon Cupra TCR	SS1	Dennis DE BORST	<b>2:32.483</b>	165.4	3
14:21.446	245 Harders Plaza	BMW E90	SS1	R. VAN DEN BERG	<b>2:31.658</b>	166.3	5
21:41.100	201 Febo Racing Team	Leon Cupra TCR	SS1	Dennis DE BORST	<b>2:31.256</b>	166.7	7
39:57.121	410 Tim Gray Motorsport	NORMA M230FC	CN	Neil PRIMROSE	<b>2:26.602</b>	172.0	2
40:25.422	213 EDEKA Aschoff Racing	GINETTA Nissan G58	LMP3	Max ASCHOFF	<b>2:21.718</b>	177.9	2
42:46.748	213 EDEKA Aschoff Racing	GINETTA Nissan G58	LMP3	Max ASCHOFF	<b>2:21.326</b>	178.4	3
43:07.783	265 Powermotorsports	NORMA V8	LMP3	Siegmar PFEIFER	<b>2:20.972</b>	178.9	3
44:41.489	410 Tim Gray Motorsport	NORMA M230FC	CN	Neil PRIMROSE	<b>2:20.167</b>	179.9	4
45:51.531	229 Pegasus Racing	GINETTA G57	LMP3	Julien SCHELL	<b>2:18.533</b>	182.0	4
48:09.246	229 Pegasus Racing	GINETTA G57	LMP3	Julien SCHELL	<b>2:17.715</b>	183.1	5
56:18.117	229 Pegasus Racing	GINETTA G57	LMP3	Julien SCHELL	<b>2:16.691</b>	184.5	8



# SUPERCAR CHALLENGE + GT&PROTO

## SPA RACING FESTIVAL


### QUALIFYING

### Sector Analysis

■ Personal Best ■ Session Best B Crossing the finish line in pit lane

Lap	D	Time	Sector 1	Sector 2	Sector 3	T. Spd	Elapsed	Lap	D	Time	Sector 1	Sector 2	Sector 3	T. Spd	Elapsed		
<b>106</b>	BODA Racing 1. Bob HERBER							PORSCHE 991 Gen II GT	<b>118</b>	Certainty Racing 1. Floris DULLAART 2. Niels LANGEVELD							PORSCHE 991 GT3 Cup GT
1	1	38:58.409	...	1:22.905	46.888	166.2	38:58.409	1	1	38:09.774	...	1:16.489	40.475	185.6	38:09.774		
2	1	2:30.417	42.557	1:08.801	39.059	258.4	41:28.826	2	1	2:29.700	42.214	1:08.850	38.636	257.1	40:39.474		
3	1	<b>2:27.768</b>	41.775	<b>1:07.408</b>	<b>38.585</b>	262.1	43:56.594	3	1	<b>2:26.912</b>	<b>41.411</b>	<b>1:07.427</b>	<b>38.074</b>	259.0	43:06.386		
4	1	2:29.120	<b>41.604</b>	1:08.535	38.981	264.1	46:25.714	4	1	2:40.108 B	42.802	1:08.408	48.898	251.2	45:46.494		
5	1	2:47.357 B	46.859	1:12.193	48.305	252.9	49:13.071	5	1	4:57.010	3:04.783	1:12.384	39.843	230.3	50:43.504		
6	1	6:33.775	4:21.902	1:26.396	45.477	137.1	55:46.846	6	1	2:32.743	43.468	1:10.155	39.120	241.1	53:16.247		
7	1	2:37.932	45.586	1:12.683	39.663	255.9	58:24.778	7	1	2:31.204	42.187	1:09.748	39.269	234.8	55:47.451		
8	1	3:21.458	57.420	1:24.940	59.098	166.9	1:01:46.236	8	1	2:30.731	41.876	1:09.101	39.754	251.7	58:18.182		
								9	1	3:27.154	54.351	1:30.048	1:02.755	139.7	1:01:45.336		
<b>107</b>	BODA Racing 1. Daan MEIJER							PORSCHE 991 GT3 Cup GT	<b>124</b>	Oliver Freymuth 1. Oliver FREYMUTH							LAMBORGHINI Super Trophée GT
1	1	38:59.873	...	1:26.369	47.124	148.8	38:59.873	1	1	38:46.923	...	1:17.830	41.502	173.6	38:46.923		
2	1	2:31.769	42.858	1:10.107	38.804	255.9	41:31.642	2	1	2:28.371	41.092	1:08.806	38.473	265.4	41:15.294		
3	1	2:28.229	41.614	1:08.081	38.534	261.5	43:59.871	3	1	2:26.062	40.358	1:07.531	38.173	274.1	43:41.356		
4	1	<b>2:27.344</b>	<b>41.317</b>	<b>1:07.590</b>	<b>38.437</b>	264.1	46:27.215	4	1	2:25.583	40.360	1:07.000	38.223	275.5	46:06.939		
5	1	2:52.522 B	50.359	1:16.226	45.937	214.3	49:19.737	5	1	2:37.865 B	40.494	1:10.845	46.526	273.4	48:44.804		
6	1	6:03.442	4:02.873	1:19.945	40.624	205.3	55:23.179	6	1	3:16.888	1:30.147	1:08.429	38.312	271.4	52:01.692		
7	1	2:31.266	42.214	1:10.366	38.686	262.8	57:54.445	7	1	2:25.549	40.468	1:07.325	<b>37.756</b>	272.0	54:27.241		
8	1	2:55.668	42.182	1:20.029	53.457	256.5	1:00:50.113	8	1	<b>2:25.330</b>	<b>39.987</b>	<b>1:06.758</b>	38.585	274.1	56:52.571		
								9	1	2:44.057	40.358	1:08.768	54.931	273.4	59:36.628		
<b>108</b>	JR Motorsport 1. Martin LANTING							BMW M3 GTMR GT	<b>126</b>	JJ Racing 1. Jos JANSEN							PORSCHE 997 Cup GT
1	1	39:08.251	...	1:23.490	47.512	182.1	39:08.251	1	1	40:11.917	...	1:18.491	49.206	105.5	40:11.917		
2	1	2:35.244	44.488	1:11.331	39.425	245.5	41:43.495	2	1	2:30.644	42.442	1:09.065	39.137	258.4	42:42.561		
3	1	2:29.362	41.808	1:08.587	38.967	260.2	44:12.857	3	1	2:30.622	41.772	1:09.481	39.369	255.9	45:13.183		
4	1	2:28.687	41.686	1:08.388	<b>38.613</b>	260.9	46:41.544	4	1	2:28.444	41.570	1:08.134	<b>38.740</b>	260.9	47:41.627		
5	1	<b>2:28.155</b>	<b>41.262</b>	<b>1:08.196</b>	38.697	252.3	49:09.699	5	1	2:29.523	<b>41.566</b>	1:08.457	39.500	258.4	50:11.150		
6	1	2:40.341 B	42.080	1:10.083	48.178	252.9	51:50.040	6	1	<b>2:28.272</b>	41.627	<b>1:07.803</b>	38.842	259.6	52:39.422		
7	1	4:04.823	2:03.560	1:16.488	44.775	222.7	55:54.863	7	1	2:36.539 B	41.876	1:08.626	46.037	240.0	55:15.961		
								8	1	3:55.795	1:51.550	1:08.577	55.668	259.6	59:11.756		
<b>109</b>	Topper Team 1. Dirk SCHULZ							PORSCHE 997 Cup GT	<b>180</b>	Go Motorsports by DVB 1. Cenk CEYISAKAR 2. Jeffrey VAN HOOYDONC							PORSCHE 991 GT3 Cup GT
1	1	39:43.384	...	1:30.728	46.495	138.5	39:43.384	1	1	38:14.923	...	1:15.850	45.168	192.2	38:14.923		
2	1	2:48.826	45.365	1:19.578	43.883	220.4	42:32.210	2	1	2:27.520	41.799	1:07.523	38.198	259.0	40:42.443		
3	1	2:50.578	45.097	1:20.678	44.803	212.2	45:22.788	3	1	2:26.333	41.499	<b>1:06.572</b>	38.262	259.6	43:08.776		
4	1	2:47.468	45.476	1:18.119	43.873	217.7	48:10.256	4	1	<b>2:25.617</b>	<b>40.917</b>	1:06.690	<b>38.010</b>	255.9	45:34.393		
5	1	2:45.349	45.578	1:17.140	<b>42.631</b>	220.4	50:55.605	5	1	2:44.454 B	44.586	1:09.613	50.255	228.3	48:18.847		
6	1	<b>2:43.278</b>	<b>44.943</b>	<b>1:15.132</b>	43.203	231.3	53:38.883										
7	1	2:49.459	48.720	1:16.663	44.076	225.0	56:28.342										
8	1	3:04.934	45.417	1:15.153	1:04.364	221.3	59:33.276										
<b>111</b>	JR Motorsport 1. Ward SLUYS 2. Bas SCHOUTEN							BMW M4 Silhouette GT	<b>181</b>	Go Motorsports by DVB 1. Cengiz OGUZHAN							PORSCHE 991 GT3 Cup GT
1	1	39:50.121	...	1:19.518	45.437	189.5	39:50.121	1	1	38:41.159	...	1:19.999	47.140	201.5	38:41.159		
2	1	2:33.870	44.710	1:09.744	39.416	225.0	42:23.991	2	1	2:52.689	43.819	1:20.143	48.727	250.0	41:33.848		
3	1	2:27.063	42.222	1:06.149	38.692	238.9	44:51.054	3	1	2:32.694	43.079	1:10.290	<b>39.325</b>	250.0	44:06.542		
4	1	2:26.792	42.421	1:05.691	38.680	238.9	47:17.846	4	1	2:32.416	42.679	1:10.155	39.582	257.8	46:38.958		
5	1	<b>2:26.207</b>	<b>42.313</b>	<b>1:05.431</b>	38.463	238.4	49:44.053	5	1	<b>2:32.028</b>	<b>42.370</b>	<b>1:09.374</b>	40.284	256.5	49:10.986		
6	1	2:31.930	42.935	1:08.997	39.998	237.9	52:15.983	6	1	2:33.419	42.648	1:10.991	39.780	257.1	51:44.405		
7	1	2:41.108	42.201	1:20.189	38.718	240.5	54:57.091	7	1	2:32.741	42.715	1:09.908	40.118	255.3	54:17.146		
8	1	2:26.308	<b>42.125</b>	1:05.804	<b>38.379</b>	240.5	57:23.399	8	1	2:48.826 B	42.987	1:12.995	52.844	254.7	57:05.972		
9	1	2:49.138	42.218	1:14.977	51.943	242.2	1:00:12.537										
<b>182</b>	DVB Racing bvba 1. Koen WAUTERS 2. Kris WAUTERS							PORSCHE 991 GT3 Cup GT									





# SUPERCAR CHALLENGE + GT&PROTO

## SPA RACING FESTIVAL

### QUALIFYING


### Sector Analysis

■ Personal Best ■ Session Best B Crossing the finish line in pit lane

Lap	D	Time	Sector 1	Sector 2	Sector 3	T. Spd	Elapsed	Lap	D	Time	Sector 1	Sector 2	Sector 3	T. Spd	Elapsed
1	1	38:39.885	...	1:16.801	44.496	186.2	38:39.885	5	1	2:25.995	42.150	1:05.446	38.399	241.6	49:49.672
2	1	2:30.035	42.571	1:08.910	38.554	252.3	41:09.920	6	1	2:25.501	42.098	<b>1:05.237</b>	<b>38.166</b>	241.1	52:15.173
3	1	2:29.142	41.488	1:09.046	38.608	252.9	43:39.062	7	1	2:33.791	43.043	1:10.118	40.630	187.8	54:48.964
4	1	<b>2:27.482</b>	<b>41.352</b>	<b>1:07.467</b>	38.663	254.7	46:06.544	8	1	<b>2:25.489</b>	<b>41.984</b>	1:05.312	38.193	241.6	57:14.453
5	1	2:28.118	41.578	1:08.001	<b>38.539</b>	260.9	48:34.662	9	1	3:00.789	50.928	1:16.044	53.817	203.0	1:00:15.242
6	1	2:40.440	B 43.316	1:09.764	47.360	252.9	51:15.102	<b>201</b> <b>Febo Racing Team</b> Leon Cupra TCR 1. Dennis DE BORST SS1 2. Stan VAN OORD							
7	1	4:05.205	2:11.315	1:10.613	43.277	240.5	55:20.307	1	1	3:30.805	1:37.184	1:12.652	40.969	214.3	3:30.805
8	1	2:31.887	42.355	1:10.177	39.355	256.5	57:52.194	2	1	2:32.521	43.729	1:09.299	<b>39.493</b>	242.2	6:03.326
9	1	2:51.731	41.430	1:14.909	55.392	260.9	1:00:43.925	3	1	2:32.483	43.408	1:08.770	40.305	241.6	8:35.809
<b>186</b> <b>Speedlover</b> PORSCHE 991 GT3 Cup 1. Willem MEULDERS GT 2. Rik RENMANS							4	1	2:50.174	B 44.715	1:12.924	52.535	217.7	11:25.983	
1	1	38:48.923	...	1:22.267	42.418	126.6	38:48.923	5	1	5:08.202	3:18.376	1:09.778	40.048	239.5	16:34.185
2	1	2:34.276	43.517	1:11.323	39.436	242.2	41:23.199	6	1	2:35.659	44.464	1:09.288	41.907	238.9	19:09.844
3	1	2:31.496	42.655	1:09.250	39.591	249.4	43:54.695	7	1	<b>2:31.256</b>	<b>42.938</b>	<b>1:08.604</b>	39.714	241.6	21:41.100
4	1	2:30.508	42.434	1:08.926	39.148	250.0	46:25.203	8	1	2:32.103	43.243	1:09.298	39.562	243.8	24:13.203
5	1	<b>2:29.794</b>	<b>42.334</b>	<b>1:08.432</b>	<b>39.028</b>	250.0	48:54.997	9	1	2:32.001	43.245	1:09.127	39.629	242.7	26:45.204
6	1	3:03.726	B 46.345	1:18.188	59.193	183.7	51:58.723	10	1	24:52.342	B				51:37.546
7	1	5:09.048	3:16.905	1:10.912	41.231	229.3	57:07.771	<b>202</b> <b>Ferry Monster Autosport</b> Leon Cupra TCR 1. René STEENMETZ SS1							
8	1	3:02.877	42.935	1:16.363	1:03.579	242.7	1:00:10.648	1	1	3:44.352	1:42.160	1:19.369	42.823	181.5	3:44.352
<b>188</b> <b>Speedlover</b> PORSCHE 991 GT3 Cup 1. John DE WILDE GT							2	1	2:36.738	45.130	1:11.069	40.539	237.4	6:21.090	
1	1	38:47.988	...	1:22.396	41.960	125.3	38:47.988	3	1	2:34.950	44.388	1:09.286	41.276	238.9	8:56.040
2	1	2:31.617	42.725	1:09.646	39.246	252.9	41:19.605	4	1	2:33.428	44.159	1:09.382	39.887	238.9	11:29.468
3	1	2:28.627	41.777	1:08.095	<b>38.755</b>	257.8	43:48.232	5	1	2:33.275	44.505	1:09.122	<b>39.648</b>	237.4	14:02.743
4	1	<b>2:28.373</b>	41.653	<b>1:07.764</b>	38.956	257.8	46:16.605	6	1	2:33.011	<b>43.540</b>	1:09.115	40.356	245.5	16:35.754
5	1	2:28.581	<b>41.493</b>	1:08.081	39.007	259.6	48:45.186	7	1	2:33.129	43.685	<b>1:08.891</b>	40.553	245.5	19:08.883
6	1	3:12.462	B 49.174	1:19.941	1:03.347	177.3	51:57.648	8	1	2:44.549	44.662	1:14.102	45.785	219.5	21:53.432
<b>189</b> <b>Race Art</b> PORSCHE 991 Gen II 1. R. GROUWELS GT							9	1	<b>2:32.821</b>	43.725	1:09.276	39.820	242.7	24:26.253	
1	1	40:06.677	...	1:31.592	52.328	151.7	40:06.677	10	1	2:32.914	43.752	1:09.241	39.921	244.9	26:59.167
2	1	2:34.605	43.225	1:11.287	40.093	253.5	42:41.282	<b>203</b> <b>Ferry Monster Autosport</b> Leon Cupra TCR 1. Stephan POLDERMAN SS1							
3	1	2:29.739	41.280	1:09.962	38.497	256.5	45:11.021	1	1	3:47.385	1:40.369	1:23.066	43.950	193.2	3:47.385
4	1	2:27.819	41.253	1:08.236	<b>38.330</b>	260.9	47:38.840	2	1	2:41.846	45.851	1:13.550	42.445	213.4	6:29.231
5	1	2:27.726	41.211	1:08.077	38.438	258.4	50:06.566	3	1	2:38.319	45.530	1:11.225	41.564	231.8	9:07.550
6	1	<b>2:27.064</b>	<b>40.980</b>	1:07.704	38.380	261.5	52:33.630	4	1	2:35.830	45.002	1:10.124	40.704	234.3	11:43.380
7	1	2:41.499	45.994	1:15.565	39.940	198.5	55:15.129	5	1	<b>2:34.101</b>	<b>44.116</b>	<b>1:09.498</b>	<b>40.487</b>	236.3	14:17.481
8	1	2:37.341	B 41.118	<b>1:07.657</b>	48.566	263.4	57:52.470	<b>208</b> <b>JR Motorsport</b> BMW E92 V8 1. Ted VAN VLIET SS1							
<b>190</b> <b>Race Art</b> PORSCHE 991 Gen II 1. E. GROUWELS GT							1	1	4:04.088	1:53.279	1:24.833	45.976	171.4	4:04.088	
1	1	40:03.861	...	1:31.211	48.840	142.1	40:03.861	2	1	2:44.495	46.772	1:15.236	42.487	231.3	6:48.583
2	1	2:36.190	43.659	1:11.222	41.309	238.4	42:40.051	3	1	2:40.212	45.867	1:12.510	41.835	234.3	9:28.795
3	1	2:36.416	41.841	1:11.576	42.999	251.2	45:16.467	4	1	2:39.508	45.763	1:12.497	<b>41.248</b>	228.8	12:08.303
4	1	2:28.159	41.449	1:08.139	<b>38.571</b>	257.1	47:44.626	5	1	2:38.952	46.033	1:11.473	41.446	235.8	14:47.255
5	1	<b>2:27.814</b>	<b>40.942</b>	<b>1:08.056</b>	38.816	262.1	50:12.440	6	1	<b>2:37.398</b>	<b>45.069</b>	<b>1:10.704</b>	41.625	236.8	17:24.653
6	1	2:40.842	44.479	1:13.490	42.873	201.9	52:53.282	7	1	2:52.116	45.788	1:20.513	45.815	177.9	20:16.769
7	1	2:55.930	B 41.727	1:19.448	54.755	210.1	55:49.212	8	1	3:11.158	B 46.040	1:20.989	1:04.129	210.9	23:27.927
<b>199</b> <b>JR Motorsport</b> BMW M4 Silhouette 3.2 1. Michael VERHAGEN GT 2. Willem MEIJER							<b>212</b> <b>Prime Racing</b> GINETTA Nissan G57 1. Jean-Pierre LEQUEUX LMP3 2. Jean Marc UEBERECKEN								
1	1	39:59.626	...	1:19.836	48.957	170.9	39:59.626	1	1	38:05.474	...	1:15.215	39.060	243.8	38:05.474
2	1	2:30.907	43.127	1:08.568	39.212	236.8	42:30.533	2	1	2:28.829	41.684	1:08.495	38.650	244.3	40:34.303
3	1	2:26.951	42.276	1:06.040	38.635	240.5	44:57.484	3	1	<b>2:27.310</b>	41.840	1:07.169	<b>38.301</b>	252.3	43:01.613
4	1	2:26.193	42.171	1:05.652	38.370	240.5	47:23.677	4	1	2:34.764	B 41.629	<b>1:06.960</b>	46.175	254.7	45:36.377







# SUPERCAR CHALLENGE + GT&PROTO

## SPA RACING FESTIVAL


### QUALIFYING

### Sector Analysis

■ Personal Best ■ Session Best B Crossing the finish line in pit lane

Lap	D	Time	Sector 1	Sector 2	Sector 3	T. Spd	Elapsed	Lap	D	Time	Sector 1	Sector 2	Sector 3	T. Spd	Elapsed
<b>213</b>	<b>EDEKA Aschoff Racing</b> 1. Max ASCHOFF GINETTA Nissan G58 LMP3														
1	1	38:03.704	...	1:11.072	40.295	250.0	38:03.704	6	1	3:57.351	2:05.576	1:10.458	41.317	236.8	18:38.055
2	1	2:21.718	39.841	1:05.144	36.733	269.3	40:25.422	7	1	2:33.499	43.888	1:09.644	39.967	241.6	21:11.554
3	1	2:21.326	39.654	1:04.881	36.791	270.7	42:46.748	8	1	2:33.091	44.087	<b>1:08.836</b>	40.168	241.6	23:44.645
4	1	2:32.213	B 41.271	1:06.659	44.283	270.0	45:18.961	9	1	3:05.270	B 45.757	1:19.306	1:00.207	184.0	26:49.915
5	1	4:45.528	2:58.921	1:08.795	37.812	221.8	50:04.489								
6	1	2:20.131	39.254	1:04.446	36.431	270.7	52:24.620								
7	1	2:21.718	39.230	1:06.249	36.239	272.0	54:46.338								
8	1	<b>2:18.204</b>	<b>38.955</b>	<b>1:03.689</b>	<b>35.560</b>	272.7	57:04.542								
9	1	2:51.157	41.978	1:11.718	57.461	254.7	59:55.699								
<b>222</b>	<b>Blueberry Racing</b> 1. R. VAN LOON 2. L. VAN LOON BMW E46 M3 SS1														
1	1	3:04.700	1:10.157	1:12.975	41.568	183.1	3:04.700								
2	1	2:35.563	43.923	1:10.371	41.269	238.4	5:40.263								
3	1	2:35.092	44.030	1:09.804	41.258	237.9	8:15.355								
4	1	2:38.381	43.821	1:11.220	43.340	241.1	10:53.736								
5	1	2:34.688	43.860	1:10.535	40.293	240.0	13:28.424								
6	1	<b>2:33.831</b>	44.021	<b>1:09.738</b>	<b>40.072</b>	240.0	16:02.255								
7	1	2:54.352	B 46.448	1:14.224	53.680	197.4	18:56.607								
8	1	3:53.335	1:59.265	1:10.804	43.266	238.4	22:49.942								
9	1	2:35.280	<b>43.751</b>	1:10.914	40.615	240.5	25:25.222								
<b>229</b>	<b>Pegasus Racing</b> 1. Julien SCHELL GINETTA G57 LMP3														
1	1	38:46.081	...	1:19.136	41.245	139.5	38:46.081								
2	1	2:25.890	41.273	1:07.479	37.138	248.3	41:11.971								
3	1	2:21.027	39.982	1:04.427	36.618	259.0	43:32.998								
4	1	2:18.533	39.885	1:02.259	36.389	266.0	45:51.531								
5	1	2:17.715	39.445	1:01.456	36.814	268.0	48:09.246								
6	1	2:28.048	B 40.555	1:02.888	44.605	263.4	50:37.294								
7	1	3:24.132	1:42.001	1:05.695	36.436	251.7	54:01.426								
8	1	<b>2:16.691</b>	<b>39.392</b>	1:01.654	<b>35.645</b>	268.0	56:18.117								
9	1	2:15.725	39.424	<b>1:00.736</b>	35.565	268.0	58:33.842								
<b>245</b>	<b>Harders Plaza</b> 1. R. VAN DEN BERG 2. B. VAN DEN BERG BMW E90 SS1														
1	1	3:43.664	1:30.695	1:27.584	45.385	168.2	3:43.664								
2	1	2:55.501	48.804	1:18.309	48.388	203.4	6:39.165								
3	1	2:37.590	44.188	1:10.725	42.677	240.0	9:16.755								
4	1	2:33.033	43.761	1:09.430	39.842	243.2	11:49.788								
5	1	<b>2:31.658</b>	43.377	<b>1:08.841</b>	<b>39.440</b>	244.9	14:21.446								
6	1	2:49.541	<b>43.001</b>	1:09.026	57.514	246.6	17:10.987								
7	1	2:34.629	44.313	1:09.853	40.463	240.0	19:45.616								
8	1	2:50.034	47.223	1:16.050	46.761	203.8	22:35.650								
9	1	3:03.633	B 48.555	1:15.715	59.363	178.5	25:39.283								
<b>246</b>	<b>Stichting Euro Autosport</b> 1. Ruud OLIJ BMW E92 M3 SS1														
1	1	4:03.091	1:58.744	1:19.657	44.690	173.4	4:03.091								
2	1	2:37.621	45.933	1:10.899	40.789	236.3	6:40.712								
3	1	2:34.049	<b>43.784</b>	1:09.772	40.493	241.1	9:14.761								
4	1	<b>2:32.845</b>	43.962	1:09.082	<b>39.801</b>	241.6	11:47.606								
5	1	2:53.098	B 43.793	1:12.897	56.408	242.2	14:40.704								
<b>259</b>	<b>BS Racing Team</b> 1. Marcel VAN DE MAAT 2. Peter SCHREURS BMW E46 GTR SS1														
1	1	4:42.261	2:29.285	1:26.667	46.309	132.4	4:42.261								
2	1	2:44.087	47.359	1:14.946	41.782	219.5	7:26.348								
3	1	2:37.607	45.140	1:11.567	40.900	232.8	10:03.955								
4	1	2:49.586	48.447	1:14.189	46.950	213.9	12:53.541								
5	1	2:44.084	46.430	1:16.054	41.600	207.7	15:37.625								
6	1	2:35.162	44.848	1:10.005	40.309	233.3	18:12.787								
7	1	2:36.626	45.766	1:09.946	40.914	228.8	20:49.413								
8	1	2:34.772	44.650	1:09.763	40.359	233.3	23:24.185								
9	1	<b>2:33.914</b>	<b>44.440</b>	<b>1:09.424</b>	<b>40.050</b>	234.8	25:58.099								
<b>264</b>	<b>DK-Racing powered by FMA</b> 1. Jonas DE KIMPE 2. Priscilla SPEELMAN VW Golf TCR SS1														
1	1	3:45.529	1:37.227	1:23.817	44.485	170.6	3:45.529								
2	1	2:40.462	45.992	1:12.418	42.052	230.8	6:25.991								
3	1	2:39.118	44.741	1:13.048	41.329	230.3	9:05.109								
4	1	2:36.081	44.635	1:10.835	40.611	233.3	11:41.190								
5	1	<b>2:35.064</b>	<b>44.236</b>	1:10.423	<b>40.405</b>	233.8	14:16.254								
6	1	2:48.121	B 44.641	1:13.255	50.225	233.8	17:04.375								
7	1	4:09.727	2:05.912	1:22.109	41.706	201.1	21:14.102								
8	1	2:35.302	44.709	<b>1:10.094</b>	40.499	234.8	23:49.404								
9	1	2:35.902	44.457	1:10.328	41.117	231.3	26:25.306								
10	1	36:29.814	B				1:02:55.120								
<b>265</b>	<b>Powermotorsports</b> 1. Siegmund PFEIFER NORMA V8 LMP3														
1	1	38:24.366	...	1:11.156	46.251	223.1	38:24.366								
2	1	2:22.445	40.453	1:05.439	36.553	266.7	40:46.811								
3	1	2:20.972	39.378	1:04.621	36.973	277.6	43:07.783								
4	1	3:00.890	B 44.249	1:20.040	56.601	147.3	46:08.673								
5	1	4:51.261	2:58.554	1:10.568	42.139	204.2	50:59.934								
6	1	2:19.759	39.791	1:03.708	36.260	276.9	53:19.693								
7	1	2:19.948	38.904	1:04.336	36.708	276.9	55:39.641								
8	1	<b>2:18.424</b>	<b>38.825</b>	<b>1:03.414</b>	<b>36.185</b>	279.8	57:58.065								
9	1	3:46.443	1:04.925	1:36.049	1:05.469	126.8	1:01:44.508								
<b>266</b>	<b>JW Raceservice</b> 1. Max VEELS 2. Jack VAN DER ENDE SEAT Sport Leon Cup Racer SS1														
1	1	16:38.570	...	1:19.457	<b>43.502</b>	168.7	16:38.570								
2	1	<b>2:46.221</b>	<b>47.138</b>	<b>1:13.410</b>	45.673	227.4	19:24.791								
3	1	2:53.603	50.502	1:16.318	46.783	181.8	22:18.394								
4	1	3:17.207	B 52.701	1:21.771	1:02.735	170.3	25:35.601								
<b>293</b>	<b>BE Motorsport</b> 1. Matthijs BAKKER 2. Javier IBRAN PARDO LIGIER LMP3 LMP3														
1	1	40:02.704	...	1:20.242	46.228	168.0	40:02.704								
2	1	2:46.304	48.566	1:15.702	42.036	221.3	42:49.008								
3	1	2:33.717	43.326	1:10.327	40.064	224.5	45:22.725								
4	1	2:29.812	42.495	1:07.880	39.437	251.7	47:52.537								
5	1	2:27.963	42.445	1:07.172	<b>38.346</b>	250.0	50:20.500								
6	1	2:29.941	42.999	1:07.481	39.461	243.2	52:50.441								





# SUPERCAR CHALLENGE + GT&PROTO


## SPA RACING FESTIVAL

### QUALIFYING

### Sector Analysis

■ Personal Best ■ Session Best B Crossing the finish line in pit lane

Lap	D	Time	Sector 1	Sector 2	Sector 3	T. Spd	Elapsed	Lap	D	Time	Sector 1	Sector 2	Sector 3	T. Spd	Elapsed								
<b>318</b> DRDO BMW M3 SS2 1. Cor EUSER																							
1	1	5:15.388	2:51.195	1:30.581	53.612	126.0	5:15.388	1	1	4:40.552	2:10.137	1:36.382	54.033	107.2	4:40.552								
2	1	2:58.256	50.854	1:17.819	49.583	184.0	8:13.644	2	1	3:02.368	52.621	1:21.741	48.006	196.0	7:42.920								
3	1	2:46.103	47.389	1:15.416	43.298	230.8	10:59.747	3	1	2:58.023	51.208	1:19.110	47.705	204.2	10:40.943								
4	1	2:43.653	47.192	1:13.817	42.644	225.9	13:43.400	4	1	2:57.835	51.406	1:19.894	46.535	191.8	13:38.778								
5	1	2:42.791	46.450	1:13.748	42.593	230.3	16:26.191	5	1	2:58.690	50.978	1:19.390	48.322	201.1	16:37.468								
6	1	3:02.470	46.839	1:14.590	1:01.041	231.3	19:28.661	6	1	2:55.167	50.372	1:17.466	47.329	208.9	19:32.635								
<b>321</b> DRDO BMW M3 SS2 1. R. DULLAART																							
1	1	4:10.629	1:50.712	1:30.792	49.125	163.4	4:10.629	7	1	2:55.483	50.824	1:17.071	47.588	204.2	22:28.118								
2	1	3:10.111	53.145	1:21.586	55.380	147.1	7:20.740	8	1	3:14.922	57.397	1:27.473	50.052	158.1	25:43.040								
3	1	2:46.059	48.261	1:14.566	43.232	220.9	10:06.799																
4	1	3:07.403	55.457	1:22.022	49.924	144.2	13:14.202																
5	1	2:57.301	49.798	1:19.846	47.657	177.6	16:11.503																
6	1	2:45.479	47.719	1:13.987	43.773	224.1	18:56.982																
7	1	2:44.131	47.755	1:13.501	42.875	224.5	21:41.113																
8	1	3:03.820	53.548	1:23.236	47.036	167.2	24:44.933																
9	1	2:55.836	47.822	1:13.576	54.438	224.1	27:40.769																
<b>322</b> DRDO BMW M3 SS2 1. S. DULLAART 2. D. DULLAART																							
1	1	4:11.856	1:54.391	1:28.325	49.140	169.0	4:11.856																
2	1	2:55.087	50.176	1:19.394	45.517	208.9	7:06.943																
3	1	2:57.813	50.326	1:16.999	50.488	202.2	10:04.756																
4	1	2:51.759	49.239	1:18.649	43.871	217.3	12:56.515																
5	1	2:49.221	49.483	1:15.440	44.298	222.7	15:45.736																
6	1	2:47.353	48.696	1:15.006	43.651	223.1	18:33.089																
7	1	3:00.883	48.646	1:15.611	56.626	220.9	21:33.972																
<b>323</b> DRDO BMW SS2 1. Emile DRUMMEN 2. Ronald FRIEDERICH																							
1	1	5:43.597	3:22.805	1:30.806	49.986	170.6	5:43.597																
2	1	5:35.848	49.187	1:16.862	3:29.799	220.4	11:19.445																
3	1	2:45.474	47.487	1:14.818	43.169	227.4	14:04.919																
4	1	3:21.084	51.436	1:24.547	1:05.101	184.9	17:26.003																
5	1	4:34.302	2:32.619	1:17.293	44.390	206.5	22:00.305																
6	1	2:46.683	47.834	1:15.443	43.406	220.9	24:46.988																
7	1	2:45.667	47.574	1:15.052	43.041	225.5	27:32.655																
<b>324</b> DRDO BMW Compact SS2 1. Jean-Pierre VERHOEVEN 2. Jaxon VERHOEVEN																							
1	1	3:33.789	1:12.318	1:28.484	52.987	134.0	3:33.789																
2	1	2:53.822	49.809	1:18.063	45.950	201.1	6:27.611																
3	1	2:50.566	50.439	1:14.877	45.250	208.5	9:18.177																
4	1	2:49.371	49.882	1:15.072	44.417	205.3	12:07.548																
5	1	2:48.356	49.239	1:14.986	44.131	213.9	14:55.904																
6	1	3:04.675	49.097	1:15.857	59.721	201.5	18:00.579																
7	1	4:11.747	2:05.702	1:19.772	46.273	161.4	22:12.326																
8	1	2:54.582	51.131	1:17.869	45.582	180.6	25:06.908																
<b>325</b> DRDO BMW 130i SS2 1. Jan Willem VAN STEE																							
1	1	4:40.552	2:10.137	1:36.382	54.033	107.2	4:40.552																
2	1	3:02.368	52.621	1:21.741	48.006	196.0	7:42.920																
3	1	2:58.023	51.208	1:19.110	47.705	204.2	10:40.943																
4	1	2:57.835	51.406	1:19.894	46.535	191.8	13:38.778																
5	1	2:58.690	50.978	1:19.390	48.322	201.1	16:37.468																
6	1	2:55.167	50.372	1:17.466	47.329	208.9	19:32.635																
7	1	2:55.483	50.824	1:17.071	47.588	204.2	22:28.118																
8	1	3:14.922	57.397	1:27.473	50.052	158.1	25:43.040																
<b>326</b> DRDO BMW 130i SS2 1. André SEINEN																							
1	1	4:42.410	2:14.482	1:35.029	52.899	142.7	4:42.410																
2	1	2:59.380	52.269	1:20.712	46.399	188.5	7:41.790																
3	1	2:54.549	50.351	1:17.456	46.742	205.3	10:36.339																
4	1	2:51.955	50.219	1:16.578	45.158	204.2	13:28.294																
5	1	2:53.332	50.178	1:17.984	45.170	206.9	16:21.626																
6	1	2:52.360	50.245	1:17.210	44.905	206.1	19:13.986																
7	1	2:50.409	49.471	1:16.392	44.546	208.1	22:04.395																
8	1	2:50.183	49.542	1:15.516	45.125	208.1	24:54.578																
9	1	3:01.914	51.199	1:22.695	48.020	189.1	27:56.492																
<b>327</b> DRDO BMW M3 E46 SS2 1. Peter VAN DER HAM																							
1	1	7:35.367	5:18.534	1:26.037	50.796	147.3	7:35.367																
2	1	3:03.011	53.160	1:20.874	48.977	166.2	10:38.378																
3	1	3:00.333	52.170	1:21.001	47.162	161.9	13:38.711																
4	1	2:58.745	51.691	1:19.117	47.937	171.4	16:37.456																
5	1	2:55.771	50.824	1:17.673	47.274	182.7	19:33.227																
6	1	2:55.555	50.367	1:17.491	47.697	179.1	22:28.782																
<b>346</b> Koopman Racing BMW E36 SS2 1. Rene SNEL																							
1	1	3:13.552	1:09.796	1:20.581	43.175	180.9	3:13.552																
2	1	2:44.593	46.825	1:15.164	42.604	214.7	5:58.145																
3	1	2:47.524	48.287	1:15.364	43.873	216.4	8:45.669																
4	1	2:42.620	45.963	1:14.591	42.066	229.8	11:28.289																
5	1	2:41.740	45.852	1:13.602	42.286	206.1	14:10.029																
6	1	2:40.511	45.219	1:13.546	41.746	233.3	16:50.540																
7	1	3:10.602	51.194	1:19.212	1:00.196	168.5	20:01.142																
<b>347</b> Koopman Racing BMW M3 Cup SS2 1. F. VAN DUJIN 2. T. VAN DUJIN 3. C. VAN DUJIN																							
1	1	5:19.448	2:52.129	1:33.205	54.114	123.9	5:19.448																
2	1	2:59.095	51.358	1:20.548	47.189	199.6	8:18.543																
3	1	3:06.102	49.559	1:19.385	57.158	202.2	11:24.645																
4	1	4:20.866	2:16.105	1:19.586	45.175	187.2	15:45.511																
5	1	2:52.663	49.723	1:17.430	45.510	205.3	18:38.174																
6	1	2:51.520	48.864	1:17.094	45.562	207.3	21:29.694																
7	1	2:51.749	49.105	1:17.797	44.847	204.5	24:21.443																
8	1	2:50.366	48.493	1:16.457	45.416	220.4	27:11.809																
<b>355</b> Brightfiber de Vreede/ de Leeuw BMW E46 M3 SS2 1. Patrick DE VREEDE 2. Rogier DE LEEUW																							
1	1	4:47.812	2:37.385	1:23.357	47.070	155.4	4:47.812																



# SUPERCAR CHALLENGE + GT&PROTO

## SPA RACING FESTIVAL


### QUALIFYING

### Sector Analysis

■ Personal Best ■ Session Best B Crossing the finish line in pit lane

Lap	D	Time	Sector 1	Sector 2	Sector 3	T. Spd	Elapsed	Lap	D	Time	Sector 1	Sector 2	Sector 3	T. Spd	Elapsed
<b>381</b> Why Not Pitstop Racing Events PEUGEOT 308 CUP 1. Nicolas DELENCRE SS2															
1	1	3:30.816	B	1:09.814	1:24.336	56.666	157.4	3:30.816							
2	1	9:18.274		7:08.561	1:19.723	49.990	189.5	12:49.090							
3	1	2:57.567		52.326	1:19.232	46.009	180.6	15:46.657							
4	1	3:04.831	B	52.116	1:16.766	55.949	192.2	18:51.488							
5	1	3:51.890		1:49.010	1:16.650	46.230	189.1	22:43.378							
6	1	2:54.285		52.029	1:16.154	46.102	192.5	25:37.663							
<b>401</b> Traxx Racing Team PEUGEOT RCZ Cup 1. Chris VOET SD 2. Bart VAN DEN BROECK															
1	1	5:16.158		3:00.793	1:27.234	48.131	167.7	5:16.158							
2	1	2:51.397		49.679	1:17.561	44.157	203.0	8:07.555							
3	1	2:47.889		48.323	1:15.296	44.270	213.9	10:55.444							
4	1	2:46.107		48.090	1:14.363	43.654	214.3	13:41.551							
5	1	2:59.180	B	48.541	1:18.262	52.377	208.1	16:40.731							
6	1	6:05.097		4:06.166	1:15.261	43.670	212.6	22:45.828							
7	1	2:46.186		47.920	1:14.744	43.522	206.1	25:32.014							
<b>402</b> Spirit Racing RENAULT Clio 1.6 Turbo 1. Rob NIEMAN SD 2. Joey VAN SPLUNTEREN															
1	1	5:49.854		3:29.662	1:31.006	49.186	157.7	5:49.854							
2	1	2:55.266		50.481	1:19.663	45.122	200.0	8:45.120							
3	1	2:46.266		48.945	1:14.326	42.995	214.3	11:31.386							
4	1	2:44.389		47.742	1:13.511	43.136	213.4	14:15.775							
5	1	2:45.463		48.782	1:13.333	43.348	215.1	17:01.238							
6	1	3:06.457	B	51.075	1:18.438	56.944	197.8	20:07.695							
<b>403</b> Kustlicht ALFA 147 1. John VAN DER VOORT SD 2. Sandra VAN DER SLOOT															
1	1	5:09.797		2:33.667	1:37.553	58.577	110.9	5:09.797							
2	1	2:58.450		51.553	1:19.837	47.060	193.9	8:08.247							
3	1	2:55.453		51.043	1:18.062	46.348	198.9	11:03.700							
4	1	3:09.528	B	50.928	1:17.861	1:00.739	200.4	14:13.228							
5	1	4:13.774	B	1:48.916	1:18.119	1:06.739	152.8	18:27.002							
6	1	5:11.623	B	2:34.559	1:18.919	1:18.145	192.9	23:38.625							
7	1	38:58.481	B					1:02:37.106							
<b>404</b> Spirit Racing RENAULT Clio 1.6 Turbo 1. Bart DROST SD															
1	1	3:23.264		1:10.490	1:25.787	46.987	157.9	3:23.264							
2	1	3:05.068		50.377	1:27.915	46.776	199.3	6:28.332							
3	1	2:55.549		51.116	1:19.050	45.383	209.7	9:23.881							
4	1	2:53.159		49.880	1:18.201	45.078	206.5	12:17.040							
5	1	2:51.186		49.489	1:17.183	44.514	208.1	15:08.226							
6	1	2:52.179		49.777	1:17.278	45.124	206.9	18:00.405							
7	1	2:52.364		49.766	1:17.727	44.871	206.5	20:52.769							
8	1	2:52.572		49.794	1:17.566	45.212	206.9	23:45.341							
9	1	2:52.042		49.789	1:17.373	44.880	208.9	26:37.383							
<b>409</b> DRDO BMW E36 1. Hans CREEMERS SD 2. Raymond VAN STEEN															
1	1	3:56.567		1:34.095	1:29.749	52.723	170.9	3:56.567							
2	1	3:09.449		55.795	1:23.572	50.082	188.2	7:06.016							
3	1	3:08.562		55.647	1:23.657	49.258	190.8	10:14.578							
4	1	3:06.759		54.613	1:22.598	49.548	188.8	13:21.337							
5	1	3:06.810		54.911	1:22.439	49.460	189.5	16:28.147							
6	1	3:06.789		54.094	1:22.795	49.900	192.5	19:34.936							
7	1	3:06.453		54.860	1:22.503	49.090	191.8	22:41.389							
8	1	3:06.361		54.234	1:23.010	49.117	184.0	25:47.750							
<b>410</b> Tim Gray Motorsport NORMA M230FC 1. Neil PRIMROSE CN															
1	1	37:30.519		...	1:03.138	38.095	226.4	37:30.519							
2	1	2:26.602		41.318	1:04.853	40.431	240.0	39:57.121							
3	1	2:24.201		43.543	1:03.022	37.636	233.8	42:21.322							
4	1	2:20.167		41.084	1:01.746	37.337	241.6	44:41.489							
5	1	2:19.252		40.846	1:00.974	37.432	242.7	47:00.741							
6	1	2:19.500		40.694	1:01.403	37.403	244.3	49:20.241							
7	1	2:23.106		40.690	1:03.000	39.416	245.5	51:43.347							
8	1	2:19.852		40.954	1:01.441	37.457	243.8	54:03.199							
9	1	2:31.475	B	41.072	1:01.610	48.793	244.3	56:34.674							
<b>411</b> DRDO MAZDA MX5 1. Hans KOLENAAR SD															
1	1	3:55.698		1:41.255	1:25.107	49.336	163.1	3:55.698							
2	1	3:02.159		54.981	1:19.446	47.732	189.1	6:57.857							
3	1	3:00.488		54.720	1:18.144	47.624	187.5	9:58.345							
4	1	3:01.763		54.833	1:18.927	48.003	191.5	13:00.108							
5	1	3:00.148		55.111	1:17.908	47.129	192.2	16:00.256							
6	1	2:59.693		53.892	1:18.248	47.553	192.5	18:59.949							
7	1	3:18.989	B	54.164	1:20.711	1:04.114	192.5	22:18.938							
8	1	3:34.588		1:25.267	1:21.029	48.292	178.2	25:53.526							
<b>430</b> ALP Racing SAKER Rap X 1. Alan PUBRICK CN 2. David BRISE															
1	1	42:34.981						42:34.981							
2	1	2:45.469						45:20.450							
3	1	2:31.154						47:51.604							
4	1	7:41.009						55:32.613							
<b>444</b> RDS Racing RENAULT Clio RS 3 1. Pascal EHLERT SD															
1	1	5:18.399	B	2:44.092	1:32.865	1:01.442	143.6	5:18.399							
2	1	3:43.415		1:30.759	1:24.905	47.751	167.4	9:01.814							
3	1	3:04.726		52.948	1:24.977	46.801	184.9	12:06.540							
4	1	3:00.685		54.262	1:20.026	46.397	188.5	15:07.225							
5	1	3:01.657		53.762	1:18.725	49.170	196.4	18:08.882							
6	1	3:07.665	B	51.706	1:19.901	56.058	194.9	21:16.547							
7	1	4:17.282		2:07.136	1:21.585	48.561	180.3	25:33.829							
<b>450</b> Renault Clio SD 1. Lucas GROENEVELD															
1	1	4:07.962		1:42.552	1:34.404	51.006	165.9	4:07.962							
2	1	3:02.423		51.506	1:23.303	47.614	197.1	7:10.385							





## SUPERCAR CHALLENGE + GT&PROTO SPA RACING FESTIVAL QUALIFYING

### Sector Analysis

■ Personal Best ■ Session Best B Crossing the finish line in pit lane


Lap	D	Time	Sector 1	Sector 2	Sector 3	T. Spd	Elapsed	Lap	D	Time	Sector 1	Sector 2	Sector 3	T. Spd	Elapsed
3	1	2:50.527	50.069	1:15.276	45.182	200.4	10:00.912								
4	1	3:00.042	51.735	1:22.329	45.978	186.9	13:00.954								
5	1	2:55.667	51.443	1:18.565	45.659	198.2	15:56.621								
6	1	2:49.984	<b>49.809</b>	1:15.110	45.065	200.4	18:46.605								
7	1	2:49.905	49.809	1:15.119	44.977	200.4	21:36.510								
8	1	<b>2:49.665</b>	49.834	1:14.904	<b>44.927</b>	203.0	24:26.175								
9	1	2:50.100	50.217	<b>1:14.761</b>	45.122	202.2	27:16.275								

<b>473</b>	<b>Alain Berg</b> 1. Alain BERG	RADICAL SR8 CN					
1	1	38:21.154	...	1:21.919	42.764	161.9	38:21.154
2	1	2:31.385	44.388	1:08.952	38.045	232.3	40:52.539
3	1	2:25.837	41.469	1:06.843	<b>37.525</b>	257.1	43:18.376
4	1	2:25.714	41.202	1:06.891	37.621	259.0	45:44.090
5	1	<b>2:23.725</b>	<b>40.514</b>	<b>1:05.681</b>	37.530	260.9	48:07.815
6	1	3:11.167 <b>B</b>	45.376	1:21.566	1:04.225	168.2	51:18.982

<b>496</b>	<b>VR Motorsport</b> 1. Tim GRAY 2. Grant WILLIAM	PRAGA R11 CN					
1	1	37:52.270 <b>B</b>	...	<b>1:05.394</b>	1:01.769	219.1	37:52.270

<b>511</b>	<b>BlueBerry Racing</b> 1. Danny VAN DONGEN	PRAGA R1 SR3					
1	1	37:39.414	...	1:08.489	40.816	208.9	37:39.414
2	1	<b>2:32.073</b>	45.336	<b>1:05.784</b>	40.953	213.4	40:11.487
3	1	2:32.393	<b>45.019</b>	1:07.182	<b>40.192</b>	217.3	42:43.880
4	1	2:32.211	45.104	1:06.334	40.773	217.7	45:16.091
5	1	2:40.384 <b>B</b>	45.485	1:06.274	48.625	217.3	47:56.475

<b>514</b>	<b>VR Motorsport</b> 1. Alastair BOULTON 2. Alain BERG	RADICAL SR3 SR3					
1	1	38:17.755	...	1:22.960	48.619	145.9	38:17.755
2	1	2:42.624	49.081	1:11.486	42.057	204.9	41:00.379
3	1	2:44.253 <b>B</b>	45.929	1:08.165	50.159	213.9	43:44.632
4	1	4:22.918	2:26.908	1:14.191	41.819	213.0	48:07.550
5	1	2:34.499	45.689	1:07.313	41.497	216.0	50:42.049
6	1	2:38.810	45.582	1:10.507	42.721	215.6	53:20.859
7	1	<b>2:33.559</b>	45.490	1:06.881	<b>41.188</b>	216.0	55:54.418
8	1	2:33.113	<b>45.429</b>	<b>1:06.229</b>	41.455	216.4	58:27.531



## SUPERCAR CHALLENGE + GT&PROTO


### SPA RACING FESTIVAL

#### RACE 1 (60' +1 lap)

#### Starting Grid

Henk TAPPEL	405	- 29 -			
3:00.685					3:06.361
Pascal EHLERT	RDS Racing 444	- 28 -	409	DRDO	Hans CREEMERS
2:55.555					2:59.693
Peter VAN DER HAM	DRDO 327	- 27 -	411	DRDO	Hans KOLENAAR
2:55.453					2:55.483
John VAN DER VOORT	Kustlicht 403	- 26 -	325	DRDO	Jan Willem VAN STEE
2:51.186					2:54.285
Bart DROST	Spirit Racing 404	- 25 -	381	Why Not Pitstop Racing Events	Nicolas DELENCRE
2:50.183					2:50.366
André SEINEN	DRDO 326	- 24 -	347	Koopman Racing	F. VAN DUJIN
2:48.356					2:49.665
Jean-Pierre VERHOEVEN	DRDO 324	- 23 -	450		Lucas GROENEVELD
2:46.221					2:47.353
Max VEELS	JW Raceservice 266	- 22 -	322	DRDO	S. DULLAART
2:45.474					2:46.107
Emile DRUMMEN	DRDO 323	- 21 -	401	Traxx Racing Team	Chris VOET
2:44.131					2:44.389
R. DULLAART	DRDO 321	- 20 -	402	Spirit Racing	Rob NIEMAN
2:42.791					2:43.278
Cor EUSER	DRDO 318	- 19 -	109	Topper Team	Dirk SCHULZ
2:40.511					2:40.774
Rene SNEL	Koopman Racing 346	- 18 -	355	Brightfiber de Vreede/ de Leeuw	Patrick DE VREEDE
2:35.064					2:37.398
Jonas DE KIMPE	DK-Racing powered by FMA 264	- 17 -	208	JR Motorsport	Ted VAN VLIET
2:33.914					2:34.101
Marcel VAN DE MAAT	BS Racing Team 259	- 16 -	203	Ferry Monster Autosport	Stephan POLDERMAN
2:33.559					2:33.831
Alastair BOULTON	VR Motorsport 514	- 15 -	222	Blueberry Racing	R. VAN LOON
2:31.658					2:32.845
R. VAN DEN BERG	Harders Plaza 245	- 14 -	246	Stichting Euro Autosport	Ruud OLIJ
2:32.073					2:32.821
Danny VAN DONGEN	BlueBerry Racing 511	- 13 -	202	Ferry Monster Autosport	René STEENMETZ
2:31.256					2:32.028
Dennis DE BORST	Febo Racing Team 201	- 12 -	181	Go Motorsports by DVB	Cengiz OGUZHAN
2:29.794					2:31.154
Willem MEULDERS	Speedlover 186	- 11 -	530	ALP Racing	Alan PUBRICK
2:28.272					2:28.373
Jos JANSEN	JJ Racing 126	- 10 -	188	Speedlover	John DE WILDE
2:27.814					2:28.155
E. GROUWELS	Race Art 190	- 9 -	108	JR Motorsport	Martin LANTING
2:27.482					2:27.768
Koen WAUTERS	DVB Racing bvba 182	- 8 -	106	BODA Racing	Bob HERBER
2:27.310					2:27.344
Jean-Pierre LEQUEUX	Prime Racing 212	- 7 -	107	BODA Racing	Daan MEIJER
2:26.912					2:27.064
Floris DULLAART	Certainty Racing 118	- 6 -	189	Race Art	R. GROUWELS
2:26.207					2:26.660
Ward SLUYS	JR Motorsport 111	- 5 -	293	BE Motorsport	Javier IBRAN PARDO
2:25.489					2:25.617
Michael VERHAGEN	JR Motorsport 199	- 4 -	180	Go Motorsports by DVB	Cenk CEYISAKAR
2:23.725					2:25.330
Alain BERG	Alain Berg 473	- 3 -	124	Oliver Freymuth	Oliver FREYMUTH
2:18.424					2:19.252
Sigmar PFEIFER	Powermotorsports 265	- 2 -	410	Tim Gray Motorsport	Neil PRIMROSE
2:16.691					2:18.204
Julien SCHELL	Pegasus Racing 229	- 1 -	213	EDEKA Aschoff Racing	Max ASCHOFF

Pole




**SUPERCAR CHALLENGE + GT&PROTO**  
**SPA RACING FESTIVAL**  
**RACE 1 (60' + 1 lap)**

Starting Grid

**CAR 245 DROP OF 3 GRID POSITIONS DUE TO DRIVING CONDUCT**

<b>Race Director</b>	<b>Stewards</b>	<b>Timekeeper:</b> Xavi Lozano JOB-0057-CAT
----------------------	-----------------	---





# SUPERCAR CHALLENGE + GT&PROTO

## SPA RACING FESTIVAL

### RACE 1 ((60' + 1 lap))


## Final Classification

Drivers	Team	Vehicle	Class	Laps	Total Time	Gap	Kph	Best Lap		
								Lap	Time	Kph
1213 M. ASCHOFF	EDEKA Aschoff Racing	GINETTA Nissan G58	LMP3	24	<b>1:03:29.236</b>	-	158.7	5	<b>2:19.055</b>	181.3
2212 J. LEQUEUX/J. UEBERECKEN	Prime Racing	GINETTA Nissan G57	LMP3	24	<b>1:03:47.578</b>	+18.342	158.0	13	<b>2:22.384</b>	177.1
3410 N. PRIMROSE	Tim Gray Motorsport	NORMA M230FC	CN	24	<b>1:04:25.241</b>	+56.005	156.4	16	<b>2:22.048</b>	177.5
4293 J. IBRAN PARDO/.	BE Motorsport	LIGIER LMP3	LMP3	24	<b>1:05:02.884</b>	+1:33.648	154.9	22	<b>2:27.679</b>	170.7
5124 O. FREYMUTH	Oliver Freymuth	LAMBORGHINI Super Trophée	SGT	24	<b>1:05:20.341</b>	+1:51.105	154.2	6	<b>2:27.585</b>	170.8
6111 W. SLUYS/B. SCHOUTEN	JR Motorsport	BMW M4 Silhouette	GT	24	<b>1:05:21.423</b>	+1:52.187	154.2	23	<b>2:28.188</b>	170.1
7473 A. BERG	Alain Berg	RADICAL SR8	CN	24	<b>1:05:35.687</b>	+2:06.451	153.6	19	<b>2:26.434</b>	172.2
8106 B. HERBER	BODA Racing	PORSCHE 991 Gen II	GT	24	<b>1:05:42.282</b>	+2:13.046	153.4	6	<b>2:29.624</b>	168.5
9190 . E. GROUWELS	Race Art	PORSCHE 991 Gen II	GT	24	<b>1:05:47.590</b>	+2:18.354	153.2	5	<b>2:29.737</b>	168.4
10199 M. VERHAGEN/W. MEIJER	JR Motorsport	BMW M4 Silhouette 3.2	GT	24	<b>1:05:50.357</b>	+2:21.121	153.1	9	<b>2:29.717</b>	168.4
11107 D. MEIJER	BODA Racing	PORSCHE 991 GT3 Cup	GT	24	<b>1:05:51.980</b>	+2:22.744	153.0	6	<b>2:28.973</b>	169.3
12189 . R. GROUWELS	Race Art	PORSCHE 991 Gen II	GT	24	<b>1:05:52.909</b>	+2:23.673	153.0	7	<b>2:29.329</b>	168.8
13180 C. CEYISAKAR/J. VAN HOOYDONCK	Go Motorsports by DVB	PORSCHE 991 GT3 Cup	GT	24	<b>1:06:06.473</b>	+2:37.237	152.5	5	<b>2:28.817</b>	169.4
14108 M. LANTING	JR Motorsport	BMW M3 GTMR	GT	23	<b>1:03:44.576</b>	1 Lap	151.5	6	<b>2:30.989</b>	167.0
15188 J. DE WILDE	Speedlover	PORSCHE 991 GT3 Cup	GT	23	<b>1:03:58.486</b>	1 Lap	151.0	7	<b>2:29.169</b>	169.0
16118 F. DULLAART/N. LANGEVELD	Certainty Racing	PORSCHE 991 GT3 Cup	GT	23	<b>1:04:09.182</b>	1 Lap	150.5	16	<b>2:28.050</b>	170.3
17511 D. VAN DONGEN	BlueBerry Racing	PRAGA R1	SR3	23	<b>1:04:18.109</b>	1 Lap	150.2	17	<b>2:32.776</b>	165.0
18181 C. OGUZHAN	Go Motorsports by DVB	PORSCHE 991 GT3 Cup	GT	23	<b>1:04:50.070</b>	1 Lap	149.0	7	<b>2:32.546</b>	165.3
19246 R. OLIJ	Stichting Euro Autosport	BMW E92 M3	SS1	23	<b>1:05:59.008</b>	1 Lap	148.6	5	<b>2:35.030</b>	162.6
20264 J. DE KIMPE/P. SPEELMAN	DK-Racing powered by FMA	VW Golf TCR	SS1	23	<b>1:04:59.557</b>	1 Lap	148.6	21	<b>2:34.486</b>	163.2
21202 R. STEENMETZ	Ferry Monster Autosport	Leon Cupra TCR	SS1	23	<b>1:05:09.985</b>	1 Lap	148.2	10	<b>2:34.808</b>	162.9
22186 W. MEULDERS/R. RENMANS	Speedlover	PORSCHE 991 GT3 Cup	GT	23	<b>1:05:13.209</b>	1 Lap	148.1	6	<b>2:31.344</b>	166.6
23201 D. DE BORST/S. VAN OORD	Febo Racing Team	Leon Cupra TCR	SS1	23	<b>1:05:18.723</b>	1 Lap	147.9	7	<b>2:34.825</b>	162.9
24229 J. SCHELL	Pegasus Racing	GINETTA G57	LMP3	23	<b>1:05:31.644</b>	1 Lap	147.4	6	<b>2:17.926</b>	182.8
25222 . R. VAN LOON/ L. VAN LOON	BlueBerry Racing	BMW E46 M3	SS1	23	<b>1:05:38.267</b>	1 Lap	147.1	13	<b>2:35.848</b>	161.8
26259 M. VAN DE MAAT/P. SCHREURS	BS Racing Team	BMW E46 GTR	SS1	23	<b>1:05:41.619</b>	1 Lap	147.0	7	<b>2:35.337</b>	162.3
27514 A. BOULTON/A. BERG	VR Motorsport	RADICAL SR3	SR3	23	<b>1:05:43.699</b>	1 Lap	146.9	11	<b>2:33.698</b>	164.0
28203 S. POLDERMAN	Ferry Monster Autosport	Leon Cupra TCR	SS1	23	<b>1:05:51.626</b>	1 Lap	146.6	7	<b>2:36.311</b>	161.3
29208 T. VAN VLIET	JR Motorsport	BMW E92 V8	SS1	22	<b>1:04:07.956</b>	2 Laps	144.0	13	<b>2:39.146</b>	158.4
30346 R. SNEL	Koopman Racing	BMW E36	SS2	22	<b>1:05:32.427</b>	2 Laps	140.9	7	<b>2:40.769</b>	156.8
31109 D. SCHULZ	Topper Team	PORSCHE 997 Cup	GT	22	<b>1:05:32.842</b>	2 Laps	140.9	6	<b>2:42.513</b>	155.2
32381 N. DELENCRE	Why Not Pistop Racing Events	PEUGEOT 308 CUP	SS2	22	<b>1:05:36.363</b>	2 Laps	140.8	6	<b>2:44.044</b>	153.7
33265 S. PFEIFER	Powermotorsports	NORMA V8	LMP3	21	<b>57:47.642</b>	3 Laps	152.6	12	<b>2:20.837</b>	179.0
34318 C. EUSER	DRDO	BMW M3	SS2	21	<b>1:04:00.010</b>	3 Laps	137.8	5	<b>2:46.322</b>	151.6
35402 R. NIEMAN/J. VAN SPLUNTEREN	Spirit Racing	RENAULT Clio 1.6 Turbo	SD	21	<b>1:04:09.333</b>	3 Laps	137.4	16	<b>2:46.282</b>	151.6
36321 . R. DULLAART	DRDO	BMW M3	SS2	21	<b>1:04:17.295</b>	3 Laps	137.2	5	<b>2:45.986</b>	151.9
37401 C. VOET/B. VAN DEN BROECK	Traxx Racing Team	PEUGEOT RCZ Cup	SD	21	<b>1:04:18.043</b>	3 Laps	137.1	16	<b>2:46.572</b>	151.4
38403 J. VAN DER VOORT/S. VAN DER SLOOT	Kustlicht	ALFA 147	SD	21	<b>1:05:10.363</b>	3 Laps	135.3	16	<b>2:49.597</b>	148.7
39404 B. DROST	Spirit Racing	RENAULT Clio 1.6 Turbo	SD	21	<b>1:05:19.839</b>	3 Laps	135.0	19	<b>2:51.909</b>	146.7
40323 E. DRUMMEN/R. FRIEDERICH	DRDO	BMW	SS2	21	<b>1:05:21.941</b>	3 Laps	134.9	5	<b>2:47.509</b>	150.5
41324 J. VERHOEVEN/J. VERHOEVEN	DRDO	BMW Compact	SS2	21	<b>1:05:29.754</b>	3 Laps	134.6	6	<b>2:50.329</b>	148.0
42450 L. GROENEVELD		Renault Clio	SD	21	<b>1:05:39.330</b>	3 Laps	134.3	5	<b>2:50.643</b>	147.8
43326 A. SEINEN	DRDO	BMW 130i	SS2	21	<b>1:05:44.067</b>	3 Laps	134.1	18	<b>2:52.281</b>	146.4
44444 P. EHLERT	RDS Racing	RENAULT Clio RS 3	SD	20	<b>1:04:06.210</b>	4 Laps	131.0	17	<b>2:53.968</b>	144.9
45325 J. VAN STEE	DRDO	BMW 130i	SS2	20	<b>1:04:14.010</b>	4 Laps	130.7	9	<b>2:54.927</b>	144.1
46347 . F. VAN DUIN/ T. VAN DUIN/ C. VAN DUIN	Koopman Racing	BMW M3 Cup	SS2	20	<b>1:04:19.541</b>	4 Laps	130.5	20	<b>2:50.309</b>	148.0
47411 H. KOLENAAR	DRDO	MAZDA MX5	SD	20	<b>1:05:14.524</b>	4 Laps	128.7	9	<b>3:01.590</b>	138.9
48409 H. CREEMERS/R. VAN STEEN	DRDO	BMW E36	SD	20	<b>1:06:30.782</b>	4 Laps	126.3	20	<b>3:04.496</b>	136.7
49126 J. JANSEN	JJ Racing	PORSCHE 997 Cup	GT	18	<b>51:14.024</b>	6 Laps	147.5	5	<b>2:30.384</b>	167.7
50182 K. WAUTERS/K. WAUTERS	DVB Racing bvba	PORSCHE 991 GT3 Cup	GT	18	<b>52:51.020</b>	6 Laps	143.0	7	<b>2:28.738</b>	169.5

### Not classified:

355 P. DE VREEDE/R. DE LEEUW	Brightfiber de Vreede/ de Leeuw	BMW E46 M3	SS2	14	<b>43:11.814</b>			4	<b>2:41.376</b>	156.2
266 M. VEELS/J. VAN DER ENDE	JW Raceservice	SEAT Sport Leon Cup Racer	SS1	11	<b>32:50.490</b>			7	<b>2:35.522</b>	162.1
245 . R. VAN DEN BERG/ B. VAN DEN BERG	Harders Plaza	BMW E90	SS1	7	<b>21:36.786</b>			7	<b>2:33.876</b>	163.9
530 A. PUBRICK/D. BRISE	ALP Racing	SAKER Rap X	SR3	6	<b>51:50.129</b>			4	<b>2:33.273</b>	164.5
322 . S. DULLAART/ D. DULLAART	DRDO	BMW M3	SS2	5	<b>17:53.819</b>			4	<b>2:59.291</b>	140.6
327 P. VAN DER HAM	DRDO	BMW M3 E46	SS2	3	<b>1:04:00.714</b>			3	<b>2:59.084</b>	140.8
405 H. TAPPEL		BMW Zilhouette	SD	1	<b>11:40.766</b>					

<b>Pole Position</b>	J. SCHELL	<b>2:16.691</b>	184.5 Kph
<b>Fastest Lap</b>	Lap 6 Julien SCHELL	<b>2:17.926</b>	182.8 Kph



# SUPERCAR CHALLENGE + GT&PROTO

SPA RACING FESTIVAL

RACE 1 ((60' + 1 lap))

Final Classification

Drivers	Team	Vehicle	Class	Laps	Total Time	Gap	Kph	Best Lap	
								Lap	Time

CAR 473 PENALTY 20 SECONDS DUE TO WRONG PIT STOP  
CAR 180 - 181 AND 202 PENALTY 10 SECONDS DUE TO TRACK LIMITS


Published at: .....

Track Status: **DRY**

<p><b>Race Director</b></p>	<p><b>Stewards</b></p>	<p><b>Timekeeper:</b> Xavi Lozano JOB-0057-CAT</p>
-----------------------------	------------------------	--








## SUPERCAR CHALLENGE + GT&PROTO SPA RACING FESTIVAL RACE 1

### Final Classification by Group

Nr. Drivers	Team	Car	Laps	Total Time	Gap	Kph	Best Lap	
							Lap	Time Kph
<b>GT&amp;P</b>								
1 213 M. ASCHOFF	EDEKA Aschoff Racing	GINETTA Nissan G58	24	<b>1:03:29.236</b>		158.7	5	<b>2:19.055</b> 181.3
2 212 J. LEQUEUX / J. UEBERECKEN	Prime Racing	GINETTA Nissan G57	24	<b>1:03:47.578</b>	+18.342	158.0	13	<b>2:22.384</b> 177.1
3 410 N. PRIMROSE	Tim Gray Motorsport	NORMA M230FC	24	<b>1:04:25.241</b>	+56.005	156.4	16	<b>2:22.048</b> 177.5
4 293 J. IBRAN PARDO / .	BE Motorsport	LIGIER LMP3	24	<b>1:05:02.884</b>	+1'33.648	154.9	22	<b>2:27.679</b> 170.7
5 124 O. FREYMUTH	Oliver Freymuth	LAMBORGHINI Super Trophéo	24	<b>1:05:20.341</b>	+1'51.105	154.2	6	<b>2:27.585</b> 170.8
6 473 A. BERG	Alain Berg	RADICAL SR8	24	<b>1:05:35.687</b>	+2'06.451	153.6	19	<b>2:26.434</b> 172.2
7 511 D. VAN DONGEN	BlueBerry Racing	PRAGA R1	23	<b>1:04:18.109</b>	1 Laps	150.2	17	<b>2:32.776</b> 165.0
8 229 J. SCHELL	Pegasus Racing	GINETTA G57	23	<b>1:05:31.644</b>	1 Laps	147.4	6	<b>2:17.926</b> 182.8
9 514 A. BOULTON / A. BERG	VR Motorsport	RADICAL SR3	23	<b>1:05:43.699</b>	1 Laps	146.9	11	<b>2:33.698</b> 164.0
10 265 S. PFEIFER	Powermotorsports	NORMA V8	21	<b>57:47.642</b>	3 Laps	152.6	12	<b>2:20.837</b> 179.0
<b>Not classified:</b>								
530 A. PUBRICK / D. BRISE	ALP Racing	SAKER Rap X	6	<b>51:50.129</b>			4	<b>2:33.273</b> 164.5
<b>SP</b>								
1 111 W. SLUYS / B. SCHOUTEN	JR Motorsport	BMW M4 Silhouette	24	<b>1:05:21.423</b>		154.2	23	<b>2:28.188</b> 170.1
2 106 B. HERBER	BODA Racing	PORSCHE 991 Gen II	24	<b>1:05:42.282</b>	+20.859	153.4	6	<b>2:29.624</b> 168.5
3 190 . E. GROUWELS	Race Art	PORSCHE 991 Gen II	24	<b>1:05:47.590</b>	+26.167	153.2	5	<b>2:29.737</b> 168.4
4 199 M. VERHAGEN / W. MEIJER	JR Motorsport	BMW M4 Silhouette 3.2	24	<b>1:05:50.357</b>	+28.934	153.1	9	<b>2:29.717</b> 168.4
5 107 D. MEIJER	BODA Racing	PORSCHE 991 GT3 Cup	24	<b>1:05:51.980</b>	+30.557	153.0	6	<b>2:28.973</b> 169.3
6 189 . R. GROUWELS	Race Art	PORSCHE 991 Gen II	24	<b>1:05:52.909</b>	+31.486	153.0	7	<b>2:29.329</b> 168.8
7 180 C. CEYISAKAR / J. VAN HOOYDONCK	Go Motorsports by DVB	PORSCHE 991 GT3 Cup	24	<b>1:06:06.473</b>	+45.050	152.5	5	<b>2:28.117</b> 169.4
8 108 M. LANTING	JR Motorsport	BMW M3 GTMR	23	<b>1:03:44.576</b>	1 Laps	151.5	6	<b>2:30.989</b> 167.0
9 188 J. DE WILDE	Speedlover	PORSCHE 991 GT3 Cup	23	<b>1:03:58.486</b>	1 Laps	151.0	7	<b>2:29.169</b> 169.0
10 118 F. DULLAART / N. LANGEVELD	Certainty Racing	PORSCHE 991 GT3 Cup	23	<b>1:04:09.182</b>	1 Laps	150.5	16	<b>2:28.050</b> 170.3
11 181 C. OGUZHAN	Go Motorsports by DVB	PORSCHE 991 GT3 Cup	23	<b>1:04:50.070</b>	1 Laps	149.0	7	<b>2:32.546</b> 165.3
12 246 R. OLIJ	Stichting Euro Autosport	BMW E92 M3	23	<b>1:04:59.008</b>	1 Laps	148.6	5	<b>2:35.030</b> 162.6
13 264 J. DE KIMPE / P. SPEELMAN	DK-Racing powered by FMA	VW Golf TCR	23	<b>1:04:59.557</b>	1 Laps	148.6	21	<b>2:34.486</b> 163.2
14 202 R. STEENMETZ	Ferry Monster Autosport	Leon Cupra TCR	23	<b>1:05:09.985</b>	1 Laps	148.2	10	<b>2:34.808</b> 162.9
15 186 W. MEULDERS / R. RENMANS	Speedlover	PORSCHE 991 GT3 Cup	23	<b>1:05:13.209</b>	1 Laps	148.1	6	<b>2:31.344</b> 166.6
16 201 D. DE BORST / S. VAN OORD	Febo Racing Team	Leon Cupra TCR	23	<b>1:05:18.723</b>	1 Laps	147.9	7	<b>2:34.825</b> 162.9
17 222 . R. VAN LOON / . L. VAN LOON	Blueberry Racing	BMW E46 M3	23	<b>1:05:38.267</b>	1 Laps	147.1	13	<b>2:35.848</b> 161.8
18 259 M. VAN DE MAAT / P. SCHREURS	BS Racing Team	BMW E46 GTR	23	<b>1:05:41.619</b>	1 Laps	147.0	7	<b>2:35.317</b> 162.3
19 203 S. POLDERMAN	Ferry Monster Autosport	Leon Cupra TCR	23	<b>1:05:51.626</b>	1 Laps	146.6	7	<b>2:36.311</b> 161.3
20 208 T. VAN VLIET	JR Motorsport	BMW E92 V8	22	<b>1:04:07.956</b>	2 Laps	144.0	13	<b>2:39.146</b> 158.4
21 346 R. SNEL	Koopman Racing	BMW E36	22	<b>1:05:32.427</b>	2 Laps	140.9	7	<b>2:40.769</b> 156.8
22 109 D. SCHULZ	Topper Team	PORSCHE 997 Cup	22	<b>1:05:32.842</b>	2 Laps	140.9	6	<b>2:42.513</b> 155.2
23 381 N. DELENCRE	Why Not Pitstop Racing Events	PEUGEOT 308 CUP	22	<b>1:05:36.363</b>	2 Laps	140.8	6	<b>2:44.044</b> 153.7
24 318 C. EUSER	DRDO	BMW M3	21	<b>1:04:00.010</b>	3 Laps	137.8	5	<b>2:46.322</b> 151.6
25 402 R. NIEMAN / J. VAN SPLUNTEREN	Spirit Racing	RENAULT Clio 1.6 Turbo	21	<b>1:04:09.333</b>	3 Laps	137.4	16	<b>2:46.282</b> 151.6
26 321 . R. DULLAART	DRDO	BMW M3	21	<b>1:04:17.295</b>	3 Laps	137.2	5	<b>2:45.986</b> 151.9
27 401 C. VOET / B. VAN DEN BROECK	Traxx Racing Team	PEUGEOT RCZ Cup	21	<b>1:04:18.043</b>	3 Laps	137.1	16	<b>2:46.572</b> 151.4
28 403 J. VAN DER VOORT / S. VAN DER SLOOT	Kustlicht	ALFA 147	21	<b>1:05:10.363</b>	3 Laps	135.3	16	<b>2:49.597</b> 148.7
29 404 B. DROST	Spirit Racing	RENAULT Clio 1.6 Turbo	21	<b>1:05:19.839</b>	3 Laps	135.0	19	<b>2:51.909</b> 146.7
30 323 E. DRUMMEN / R. FRIEDERICH	DRDO	BMW	21	<b>1:05:21.941</b>	3 Laps	134.9	5	<b>2:47.509</b> 150.5
31 324 J. VERHOEVEN / J. VERHOEVEN	DRDO	BMW Compact	21	<b>1:05:29.754</b>	3 Laps	134.6	6	<b>2:50.329</b> 148.0
32 450 L. GROENEVELD	DRDO	Renault Clio	21	<b>1:05:39.330</b>	3 Laps	134.3	5	<b>2:50.643</b> 147.8
33 326 A. SEINEN	DRDO	BMW 130i	21	<b>1:05:44.067</b>	3 Laps	134.1	18	<b>2:52.281</b> 146.4
34 444 P. EHLERT	RDS Racing	RENAULT Clio RS 3	20	<b>1:04:06.210</b>	4 Laps	131.0	17	<b>2:53.968</b> 144.9
35 325 J. VAN STEE	DRDO	BMW 130i	20	<b>1:04:14.010</b>	4 Laps	130.7	9	<b>2:54.927</b> 144.1
36 347 . F. VAN DUIN / . T. VAN DUIN / . C. VAN DUIN	Koopman Racing	BMW M3 Cup	20	<b>1:04:19.541</b>	4 Laps	130.5	20	<b>2:50.309</b> 148.0
37 411 H. KOLENAAR	DRDO	MAZDA MX5	20	<b>1:05:14.524</b>	4 Laps	128.7	9	<b>3:01.590</b> 138.9
38 409 H. CREEMERS / R. VAN STEEN	DRDO	BMW E36	20	<b>1:06:30.782</b>	4 Laps	126.3	20	<b>3:04.496</b> 136.7
39 126 J. JANSEN	JJ Racing	PORSCHE 997 Cup	18	<b>51:14.024</b>	6 Laps	147.5	5	<b>2:30.384</b> 167.7
40 182 K. WAUTERS / K. WAUTERS	DVB Racing bvba	PORSCHE 991 GT3 Cup	18	<b>52:51.020</b>	6 Laps	143.0	7	<b>2:28.738</b> 169.5
<b>Not classified:</b>								
355 P. DE VREEDE / R. DE LEEUW	Brightfiber de Vreede/ de Leeuw	BMW E46 M3	14	<b>43:11.814</b>			4	<b>2:41.376</b> 156.2
266 M. VEELS / J. VAN DER ENDE	JW Raceservice	SEAT Sport Leon Cup Racer	11	<b>32:50.490</b>			7	<b>2:35.522</b> 162.1
245 . R. VAN DEN BERG / . B. VAN DEN BERG	Harders Plaza	BMW E90	7	<b>21:36.786</b>			7	<b>2:33.876</b> 163.9
322 . S. DULLAART / . D. DULLAART	DRDO	BMW M3	5	<b>17:53.819</b>			4	<b>2:59.291</b> 140.6
327 P. VAN DER HAM	DRDO	BMW M3 E46	3	<b>1:04:00.714</b>			3	<b>2:59.084</b> 140.8
405 H. TAPPEL		BMW Zilhouette	1	<b>11:40.766</b>				



**SUPERCAR CHALLENGE + GT&PROTO**  
**SPA RACING FESTIVAL**  
**RACE 1**

**Final Classification by Group**


Nr. Drivers	Team	Car	Laps	Total Time	Gap	Kph	Best Lap	
							Lap	Time Kph

CAR 473 PENALTY 20 SECONDS DUE TO WRONG PIT STOP  
CAR 180 - 181 AND 202 PENALTY 10 SECONDS DUE TO TRACK LIMITS

Published at: .....

Track Status: **DRY**

<b>Race Director</b>	<b>Stewards</b>	<b>Timekeeper:</b> Xavi Lozano JOB-0057-CAT
----------------------	-----------------	---




# SUPERCAR CHALLENGE + GT&PROTO

## SPA RACING FESTIVAL

### RACE 1

#### Final Classification by Class

Nr. Drivers	Team	Car	Laps	Total Time	Gap	Kph	Best Lap	
							Lap	Time Kph
<b>Division CN</b>								
1 410 N. PRIMROSE	Tim Gray Motorsport	NORMA M230FC	24	<b>1:04:25.241</b>		156.4	16	<b>2:22.048</b> 177.5
2 473 A. BERG	Alain Berg	RADICAL SR8	24	<b>1:05:35.687</b>	+1'10.446	153.6	19	<b>2:26.434</b> 172.2
<b>Division Radical SR3 - Praga n/a</b>								
1 511 D. VAN DONGEN	BlueBerry Racing	PRAGA R1	23	<b>1:04:18.109</b>		150.2	17	<b>2:32.776</b> 165.0
2 514 A. BOULTON / A. BERG	VR Motorsport	RADICAL SR3	23	<b>1:05:43.699</b>	+1'25.590	146.9	11	<b>2:33.698</b> 164.0
<b>Not classified:</b>								
530 A. PUBRICK / D. BRISE	ALP Racing	SAKER Rap X	6	<b>51:50.129</b>			4	<b>2:33.273</b> 164.5
<b>GT Division</b>								
1 111 W. SLUYS / B. SCHOOUTEN	JR Motorsport	BMW M4 Silhouette	24	<b>1:05:21.423</b>		154.2	23	<b>2:28.188</b> 170.1
2 106 B. HERBER	BODA Racing	PORSCHE 991 Gen II	24	<b>1:05:42.282</b>	+20.859	153.4	6	<b>2:29.624</b> 168.5
3 190 . E. GROUWELS	Race Art	PORSCHE 991 Gen II	24	<b>1:05:47.590</b>	+26.167	153.2	5	<b>2:29.737</b> 168.4
4 199 M. VERHAGEN / W. MEIJER	JR Motorsport	BMW M4 Silhouette 3.2	24	<b>1:05:50.357</b>	+28.934	153.1	9	<b>2:29.717</b> 168.4
5 107 D. MEIJER	BODA Racing	PORSCHE 991 GT3 Cup	24	<b>1:05:51.980</b>	+30.557	153.0	6	<b>2:28.973</b> 169.3
6 189 . R. GROUWELS	Race Art	PORSCHE 991 Gen II	24	<b>1:05:52.909</b>	+31.486	153.0	7	<b>2:29.329</b> 168.8
7 180 C. CEYISAKAR / J. VAN HOOYDONCK	Go Motorsports by DVB	PORSCHE 991 GT3 Cup	24	<b>1:06:06.473</b>	+45.050	152.5	5	<b>2:28.817</b> 169.4
8 108 M. LANTING	JR Motorsport	BMW M3 GTMR	23	<b>1:03:44.576</b>		151.5	6	<b>2:30.989</b> 167.0
9 188 J. DE WILDE	Speedlover	PORSCHE 991 GT3 Cup	23	<b>1:03:58.486</b>		151.0	7	<b>2:29.169</b> 169.0
10 118 F. DULLAART / N. LANGEVELD	Certainty Racing	PORSCHE 991 GT3 Cup	23	<b>1:04:09.182</b>		150.5	16	<b>2:28.050</b> 170.3
11 181 C. OGUZHAN	Go Motorsports by DVB	PORSCHE 991 GT3 Cup	23	<b>1:04:50.070</b>		149.0	7	<b>2:32.546</b> 165.3
12 186 W. MEULDERS / R. RENMANS	Speedlover	PORSCHE 991 GT3 Cup	23	<b>1:05:13.209</b>		148.1	6	<b>2:31.344</b> 166.6
13 109 D. SCHULZ	Topper Team	PORSCHE 997 Cup	22	<b>1:05:32.842</b>		140.9	6	<b>2:42.513</b> 155.2
14 126 J. JANSEN	JJ Racing	PORSCHE 997 Cup	18	<b>51:14.024</b>		147.5	5	<b>2:30.384</b> 167.7
15 182 K. WAUTERS / K. WAUTERS	DVB Racing bvba	PORSCHE 991 GT3 Cup	18	<b>52:51.020</b>		143.0	7	<b>2:28.738</b> 169.5
<b>LMP3 / Ginetta / Norma Division</b>								
1 213 M. ASCHOFF	EDEKA Aschoff Racing	GINETTA Nissan G58	24	<b>1:03:29.236</b>		158.7	5	<b>2:19.055</b> 181.3
2 212 J. LEQUEUX / J. UEBERECKEN	Prime Racing	GINETTA Nissan G57	24	<b>1:03:47.578</b>	+18.342	158.0	13	<b>2:22.384</b> 177.1
3 293 J. IBRAN PARDO / .	BE Motorsport	LIGIER LMP3	24	<b>1:05:02.884</b>	+1'33.648	154.9	22	<b>2:27.679</b> 170.7
4 229 J. SCHELL	Pegasus Racing	GINETTA G57	23	<b>1:05:31.644</b>		147.4	6	<b>2:17.926</b> 182.8
5 265 S. PFEIFER	Powermotorsports	NORMA V8	21	<b>57:47.642</b>		152.6	12	<b>2:20.837</b> 179.0
<b>Sport Division</b>								
1 402 R. NIEMAN / J. VAN SPLUNTEREN	Spirit Racing	RENAULT Clio 1.6 Turbo	21	<b>1:04:09.333</b>		137.4	16	<b>2:46.282</b> 151.6
2 401 C. VOET / B. VAN DEN BROECK	Traxx Racing Team	PEUGEOT RCZ Cup	21	<b>1:04:18.043</b>	+8.710	137.1	16	<b>2:46.572</b> 151.4
3 403 J. VAN DER VOORT / S. VAN DER SLOOT	Kustlicht	ALFA 147	21	<b>1:05:10.363</b>	+1'01.030	135.3	16	<b>2:49.597</b> 148.7
4 404 B. DROST	Spirit Racing	RENAULT Clio 1.6 Turbo	21	<b>1:05:19.839</b>	+1'10.506	135.0	19	<b>2:51.909</b> 146.7
5 450 L. GROENEVELD		Renault Clio	21	<b>1:05:39.330</b>	+1'29.997	134.3	5	<b>2:50.643</b> 147.8
6 444 P. EHLERT	RDS Racing	RENAULT Clio RS 3	20	<b>1:04:06.210</b>		131.0	17	<b>2:53.968</b> 144.9
7 411 H. KOLENAAR	DRDO	MAZDA MX5	20	<b>1:05:14.524</b>		128.7	9	<b>3:01.590</b> 138.9
8 409 H. CREEMERS / R. VAN STEEN	DRDO	BMW E36	20	<b>1:06:30.782</b>		126.3	20	<b>3:04.494</b> 136.7
<b>Not classified:</b>								
405 H. TAPPEL		BMW Zilhouette	1	<b>11:40.766</b>				
<b>Super GT Division</b>								
1 124 O. FREYMUTH	Oliver Freymuth	LAMBORGHINI Super Trophéo	24	<b>1:05:20.341</b>		154.2	6	<b>2:27.585</b> 170.8
<b>Supersport 1 Division</b>								
1 246 R. OLIJ	Stichting Euro Autosport	BMW E92 M3	23	<b>1:04:59.008</b>		148.6	5	<b>2:35.030</b> 162.6
2 264 J. DE KIMPE / P. SPEELMAN	DK-Racing powered by FMA	VW Golf TCR	23	<b>1:04:59.557</b>	+0.549	148.6	21	<b>2:34.486</b> 163.2
3 202 R. STEENMETZ	Ferry Monster Autosport	Leon Cupra TCR	23	<b>1:05:09.985</b>	+10.977	148.2	10	<b>2:34.808</b> 162.9
4 201 D. DE BORST / S. VAN OORD	Febo Racing Team	Leon Cupra TCR	23	<b>1:05:18.723</b>	+19.715	147.9	7	<b>2:34.825</b> 162.9
5 222 . R. VAN LOON / . L. VAN LOON	Blueberry Racing	BMW E46 M3	23	<b>1:05:38.267</b>	+39.259	147.1	13	<b>2:35.848</b> 161.8
6 259 M. VAN DE MAAT / P. SCHREURS	BS Racing Team	BMW E46 GTR	23	<b>1:05:41.619</b>	+42.611	147.0	7	<b>2:35.337</b> 162.3
7 203 S. POLDERMAN	Ferry Monster Autosport	Leon Cupra TCR	23	<b>1:05:51.626</b>	+52.618	146.6	7	<b>2:36.311</b> 161.3
8 208 T. VAN VLIET	JR Motorsport	BMW E92 V8	22	<b>1:04:07.956</b>		144.0	13	<b>2:39.146</b> 158.4
<b>Not classified:</b>								
266 M. VEELS / J. VAN DER ENDE	JW Raceservice	SEAT Sport Leon Cup Racer	11	<b>32:50.490</b>			7	<b>2:35.522</b> 162.1
245 . R. VAN DEN BERG / . B. VAN DEN BERG	Harders Plaza	BMW E90	7	<b>21:36.786</b>			7	<b>2:33.876</b> 163.9
<b>Supersport 2 Division</b>								



## SUPERCAR CHALLENGE + GT&PROTO SPA RACING FESTIVAL RACE 1

### Final Classification by Class


Nr. Drivers	Team	Car	Laps	Total Time	Gap	Kph	Best Lap		
							Lap	Time	Kph
1 346 R. SNEL	Koopman Racing	BMW E36	22	<b>1:05:32.427</b>		140.9	7	<b>2:40.769</b>	156.8
2 381 N. DELENCRE	Why Not Pitstop Racing Events	PEUGEOT 308 CUP	22	<b>1:05:36.363</b>	+3.936	140.8	6	<b>2:44.044</b>	153.7
3 318 C. EUSER	DRDO	BMW M3	21	<b>1:04:00.010</b>	1 Laps	137.8	5	<b>2:46.322</b>	151.6
4 321 . R. DULLAART	DRDO	BMW M3	21	<b>1:04:17.295</b>	1 Laps	137.2	5	<b>2:45.986</b>	151.9
5 323 E. DRUMMEN / R. FRIEDERICH	DRDO	BMW	21	<b>1:05:21.941</b>	1 Laps	134.9	5	<b>2:47.509</b>	150.5
6 324 J. VERHOEVEN / J. VERHOEVEN	DRDO	BMW Compact	21	<b>1:05:29.754</b>	1 Laps	134.6	6	<b>2:50.329</b>	148.0
7 326 A. SEINEN	DRDO	BMW 130i	21	<b>1:05:44.067</b>	1 Laps	134.1	18	<b>2:52.281</b>	146.4
8 325 J. VAN STEE	DRDO	BMW 130i	20	<b>1:04:14.010</b>	2 Laps	130.7	9	<b>2:54.927</b>	144.1
9 347 . F. VAN DUJIN / . T. VAN DUJIN / . C. VAN DUJIN	Koopman Racing	BMW M3 Cup	20	<b>1:04:19.541</b>	2 Laps	130.5	20	<b>2:50.309</b>	148.0
<b>Not classified:</b>									
355 P. DE VREEDE / R. DE LEEUW	Brightfiber de Vreede/ de Leeuw	BMW E46 M3	14	<b>43:11.814</b>			4	<b>2:41.376</b>	156.2
322 . S. DULLAART / . D. DULLAART	DRDO	BMW M3	5	<b>17:53.819</b>			4	<b>2:59.291</b>	140.6
327 P. VAN DER HAM	DRDO	BMW M3 E46	3	<b>1:04:00.714</b>			3	<b>2:59.084</b>	140.8

CAR 473 PENALTY 20 SECONDS DUE TO WRONG PIT STOP  
CAR 180 - 181 AND 202 PENALTY 10 SECONDS DUE TO TRACK LIMITS

Published at: .....

Track Status: **DRY**

<b>Race Director</b>	<b>Stewards</b>	<b>Timekeeper:</b> Xavi Lozano JOB-0057-CAT
----------------------	-----------------	---



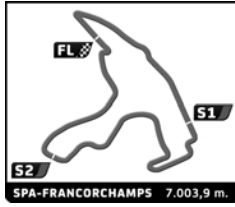
# SUPERCAR CHALLENGE + GT&PROTO

## SPA RACING FESTIVAL

### RACE 1

### Best Sector Times


SECTOR 1			SECTOR 2			SECTOR 3			Pos	Team	Cl	Ideal Lap	Best Lap
Pos	Driver	Time	Driver	Time	Driver	Time	Pos	Team	Cl	Ideal Lap	Best Lap		
1	265 S.PFEIFER	39.000	229 J.SCHELL	1:01.480	213 M.ASCHOFF	35.798	1	229 Pegasus Racing	LMP3	2:17.506	2:17.926 (1)		
2	213 M.ASCHOFF	39.491	410 N.PRIMROSE	1:02.845	229 J.SCHELL	36.366	2	213 EDEKA Aschoff Racing	LMP3	2:18.320	2:19.055 (2)		
3	212 J.LEQUEUX	39.518	213 M.ASCHOFF	1:03.031	265 S.PFEIFER	36.382	3	265 Powermotorsports	LMP3	2:19.093	2:20.837 (3)		
4	229 J.SCHELL	39.660	265 S.PFEIFER	1:03.711	212 J.LEQUEUX	36.777	4	212 Prime Racing	LMP3	2:21.083	2:22.384 (5)		
5	124 O.FREYMUTH	40.450	212 J.LEQUEUX	1:04.788	473 A.BERG	37.373	5	410 Tim Gray Motorsport	CN	2:21.884	2:22.048 (4)		
6	473 A.BERG	40.971	473 A.BERG	1:06.051	410 N.PRIMROSE	37.767	6	6473 Alain Berg	CN	2:24.395	2:26.434 (6)		
7	410 N.PRIMROSE	41.272	514 A.BOULTON	1:06.555	293 J.IBRAN PARDO	37.933	7	7293 BE Motorsport	LMP3	2:25.977	2:27.679 (8)		
8	118 F.DULLAART	41.301	293 J.IBRAN PARDO	1:06.645	182 K.WAUTERS	38.197	8	8124 Oliver Freymuth	SGT	2:27.316	2:27.585 (7)		
9	293 J.IBRAN PARDO	41.399	111 W.SLUYS	1:06.775	107 D.MEIJER	38.236	9	9118 Certainty Racing	GT	2:27.445	2:28.050 (9)		
10	180 C.CEYISAKAR	41.440	511 D.VAN DONGEN	1:06.778	124 O.FREYMUTH	38.390	10	10111 JR Motorsport	GT	2:27.464	2:28.188 (10)		
11	107 D.MEIJER	41.451	199 M.VERHAGEN	1:06.879	118 F.DULLAART	38.512	11	11199 JR Motorsport	GT	2:27.986	2:29.717 (17)		
12	189 R. GROUWELS	41.461	118 F.DULLAART	1:07.632	111 W.SLUYS	38.597	12	12182 DVB Racing bvba	GT	2:28.071	2:28.738 (11)		
13	190 E. GROUWELS	41.494	180 C.CEYISAKAR	1:07.892	189 R. GROUWELS	38.627	13	13180 Go Motorsports by DVB	GT	2:28.329	2:28.817 (12)		
14	106 B.HERBER	41.723	182 K.WAUTERS	1:08.036	199 M.VERHAGEN	38.701	14	14107 BODA Racing	GT	2:28.485	2:28.973 (13)		
15	126 J.JANSEN	41.769	188 J.DE WILDE	1:08.263	106 B.HERBER	38.772	15	15188 Speedlover	GT	2:28.889	2:29.169 (14)		
16	188 J.DE WILDE	41.811	124 O.FREYMUTH	1:08.476	188 J.DE WILDE	38.815	16	16189 Race Art	GT	2:29.016	2:29.329 (15)		
17	182 K.WAUTERS	41.838	106 B.HERBER	1:08.791	190 E. GROUWELS	38.851	17	17106 BODA Racing	GT	2:29.286	2:29.624 (16)		
18	108 M.LANTING	42.047	107 D.MEIJER	1:08.798	108 M.LANTING	38.965	18	18190 Race Art	GT	2:29.381	2:29.737 (18)		
19	111 W.SLUYS	42.092	126 J.JANSEN	1:08.815	180 C.CEYISAKAR	38.997	19	19126 JJ Racing	GT	2:29.640	2:30.384 (19)		
20	186 W.MEULDERS	42.272	189 R. GROUWELS	1:08.928	126 J.JANSEN	39.056	20	20108 JR Motorsport	GT	2:30.537	2:30.989 (20)		
21	199 M.VERHAGEN	42.406	190 E. GROUWELS	1:09.036	181 C.OGUZHAN	39.398	21	21186 Speedlover	GT	2:30.997	2:31.344 (21)		
22	181 C.OGUZHAN	42.630	186 W.MEULDERS	1:09.215	186 W.MEULDERS	39.510	22	22181 Go Motorsports by DVB	GT	2:32.166	2:32.546 (22)		
23	222 R. VAN LOON	43.550	108 M.LANTING	1:09.525	245 R. VAN DEN BERG	39.956	23	23511 BlueBerry Racing	SR3	2:32.697	2:32.776 (23)		
24	264 J.DE KIMPE	43.574	264 J.DE KIMPE	1:09.760	259 M.VAN DE MAAT	40.160	24	24514 VR Motorsport	SR3	2:32.935	2:33.698 (25)		
25	202 R.STEENMETZ	43.641	245 R. VAN DEN BERG	1:09.898	264 J.DE KIMPE	40.166	25	25264 DK-Racing powered by FMA	SS1	2:33.500	2:34.486 (27)		
26	201 D.DE BORST	43.670	201 D.DE BORST	1:09.919	201 D.DE BORST	40.229	26	26245 Harders Plaza	SS1	2:33.744	2:33.876 (26)		
27	246 R.OLIJ	43.876	266 M.VEELS	1:09.962	246 R.OLIJ	40.292	27	27201 Febo Racing Team	SS1	2:33.818	2:34.825 (29)		
28	245 R. VAN DEN BERG	43.890	202 R.STEENMETZ	1:10.069	202 R.STEENMETZ	40.390	28	28202 Ferry Monster Autosport	SS1	2:34.100	2:34.808 (28)		
29	203 S.POLDERMAN	44.399	203 S.POLDERMAN	1:10.124	266 M.VEELS	40.544	29	29246 Stichting Euro Autosport	SS1	2:34.554	2:35.030 (30)		
30	109 D.SCHULZ	44.467	181 C.OGUZHAN	1:10.138	511 D.VAN DONGEN	40.721	30	30259 BS Racing Team	SS1	2:35.058	2:35.337 (31)		
31	259 M.VAN DE MAAT	44.541	259 M.VAN DE MAAT	1:10.357	222 R. VAN LOON	40.721	31	31222 Blueberry Racing	SS1	2:35.372	2:35.848 (33)		
32	208 T.VAN VLIET	44.839	246 R.OLIJ	1:10.386	514 A.BOULTON	40.890	32	32203 Ferry Monster Autosport	SS1	2:35.450	2:36.311 (34)		
33	346 R.SNEL	44.842	222 R. VAN LOON	1:11.101	203 S.POLDERMAN	40.927	33	33266 JW Raceservice	SS1	2:35.513	2:35.522 (32)		
34	266 M.VEELS	45.007	208 T.VAN VLIET	1:11.935	208 T.VAN VLIET	41.506	34	34208 JR Motorsport	SS1	2:38.280	2:39.146 (35)		
35	511 D.VAN DONGEN	45.198	355 P.DE VREEDE	1:12.515	346 R.SNEL	41.653	35	35346 Koopman Racing	SS2	2:40.208	2:40.769 (36)		
36	514 A.BOULTON	45.490	381 N.DELENCRE	1:13.462	109 D.SCHULZ	41.994	36	36355 Brightfiber de Vreede/ de Leeuw	SS2	2:40.641	2:41.376 (37)		
37	355 P.DE VREEDE	46.074	346 R.SNEL	1:13.713	355 P.DE VREEDE	42.052	37	37109 Topper Team	GT	2:40.839	2:42.513 (38)		
38	381 N.DELENCRE	46.625	402 R.NIEMAN	1:13.962	381 N.DELENCRE	42.829	38	38381 Why Not Pitstop Racing Events	SS2	2:42.916	2:44.044 (39)		
39	318 C.EUSER	47.353	321 R. DULLAART	1:14.278	318 C.EUSER	43.397	39	39321 DRDO	SS2	2:45.533	2:45.986 (40)		
40	321 R. DULLAART	47.708	109 D.SCHULZ	1:14.378	321 R. DULLAART	43.547	40	40318 DRDO	SS2	2:45.728	2:46.322 (42)		
41	401 C.VOET	47.759	401 C.VOET	1:14.894	401 C.VOET	43.571	41	41402 Spirit Racing	SD	2:45.964	2:46.282 (41)		
42	323 E.DRUMMEN	48.013	403 J.VAN DER VOORT	1:14.977	323 E.DRUMMEN	43.681	42	42401 Traxx Racing Team	SD	2:46.224	2:46.572 (43)		
43	402 R.NIEMAN	48.143	318 C.EUSER	1:14.978	402 R.NIEMAN	43.859	43	43323 DRDO	SS2	2:47.346	2:47.509 (44)		
44	347 F. VAN DUJIN	48.851	450 L.GROENEVELD	1:15.602	403 J.VAN DER VOORT	44.730	44	44403 Kunstlicht	SD	2:48.741	2:49.597 (45)		
45	403 J.VAN DER VOORT	49.034	323 E.DRUMMEN	1:15.652	324 J.VERHOEVEN	44.735	45	45324 DRDO	SS2	2:49.975	2:50.329 (47)		
46	404 B.DROST	49.110	324 J.VERHOEVEN	1:15.881	404 B.DROST	44.773	46	46450	SD	2:50.255	2:50.643 (48)		
47	324 J.VERHOEVEN	49.359	347 F. VAN DUJIN	1:16.629	347 F. VAN DUJIN	44.786	47	47347 Koopman Racing	SS2	2:50.266	2:50.309 (46)		
48	326 A.SEINEN	49.694	444 P.EHLERT	1:16.800	326 A.SEINEN	44.813	48	48404 Spirit Racing	SD	2:51.154	2:51.909 (49)		
49	450 L.GROENEVELD	49.810	326 A.SEINEN	1:17.017	450 L.GROENEVELD	44.843	49	49326 DRDO	SS2	2:51.524	2:52.281 (50)		
50	322 S. DULLAART	50.159	404 B.DROST	1:17.271	444 P.EHLERT	45.599	50	50444 RDS Racing	SD	2:53.200	2:53.968 (51)		
51	444 P.EHLERT	50.801	325 J.VAN STEE	1:17.464	322 S. DULLAART	46.192	51	51325 DRDO	SS2	2:54.566	2:54.927 (52)		
52	325 J.VAN STEE	50.807	411 H.KOLENAAR	1:18.885	325 J.VAN STEE	46.295	52	52322 DRDO	SS2	2:57.723	2:59.291 (54)		
53	327 P.VAN DER HAM	51.120	409 H.CREEMERS	1:21.155	327 P.VAN DER HAM	46.807	53	53327 DRDO	SS2	2:59.084	2:59.084 (53)		
54	409 H.CREEMERS	54.275	327 P.VAN DER HAM	1:21.157	411 H.KOLENAAR	47.500	54	54411 DRDO	SD	3:00.861	3:01.590 (55)		
55	411 H.KOLENAAR	54.476	322 S. DULLAART	1:21.372	409 H.CREEMERS	47.841	55	55409 DRDO	SD	3:03.271	3:04.496 (56)		



## SUPERCAR CHALLENGE + GT&PROTO SPA RACING FESTIVAL RACE 1

### Best Top Speeds


Team	Car	Class	Top Speed Driver	Top 1		Top 2		Top 3		Top 4		Top 5		Avg
				Kph	Lap	Kph	Lap	Kph	Lap	Kph	Lap	Kph	Lap	
265 Powermotorsports	NORMA V8	LMP3	S. PFEIFER	275.5	21	275.5	20	275.5	6	274.8	17	273.4	15	274,9
124 Oliver Freymuth	LAMBORGHINI Super Trophéo	SGT	O. FREYMUTH	272.7	13	272.7	23	272.7	22	272.7	14	272.7	5	272,7
213 EDEKA Aschoff Racing	GINETTA Nissan G58	LMP3	M. ASCHOFF	272.7	14	271.4	21	271.4	16	271.4	17	270.7	18	271,5
212 Prime Racing	GINETTA Nissan G57	LMP3	J. LEQUEUX	269.3	20	267.3	22	266.0	14	265.4	18	265.4	13	266,7
229 Pegasus Racing	GINETTA G57	LMP3	J. SCHELL	266.0	10	264.7	6	264.7	9	260.2	8	259.6	7	263,0
106 BODA Racing	PORSCHE 991 Gen II	GT	B. HERBER	262.8	6	262.1	7	260.9	16	260.9	17	260.2	12	261,4
107 BODA Racing	PORSCHE 991 GT3 Cup	GT	D. MEIJER	262.8	23	262.1	24	262.1	8	258.4	7	256.5	21	260,4
182 DVB Racing bvba	PORSCHE 991 GT3 Cup	GT	K. WAUTERS	262.8	8	260.9	5	257.8	10	257.8	6	257.1	7	259,3
473 Alain Berg	RADICAL SR8	CN	A. BERG	260.9	22	260.2	23	259.0	17	259.0	20	258.4	16	259,5
118 Certainty Racing	PORSCHE 991 GT3 Cup	GT	F. DULLAART	260.2	14	259.6	16	259.0	20	259.0	19	258.4	12	259,2
189 Race Art	PORSCHE 991 Gen II	GT	R. GROUWELS	259.6	16	258.4	12	257.8	19	257.8	6	256.5	4	258,0
126 JJ Racing	PORSCHE 997 Cup	GT	J. JANSEN	259.0	17	257.1	14	256.5	16	255.3	4	254.1	5	256,4
180 Go Motorsports by DVB	PORSCHE 991 GT3 Cup	GT	C. CEYSAKAR	259.0	5	259.0	6	258.4	24	257.8	22	257.8	4	258,4
108 JR Motorsport	BMW M3 GTMR	GT	M. LANTING	257.8	5	256.5	6	255.9	17	254.7	18	254.1	21	255,8
188 Speedlover	PORSCHE 991 GT3 Cup	GT	J. DE WILDE	257.8	22	257.8	16	257.1	5	257.1	8	255.3	7	257,0
181 Go Motorsports by DVB	PORSCHE 991 GT3 Cup	GT	C. OGUZHAN	256.5	15	256.5	7	254.1	9	254.1	19	252.9	22	254,8
190 Race Art	PORSCHE 991 Gen II	GT	E. GROUWELS	254.7	13	254.7	21	252.9	7	252.3	19	252.3	15	253,4
293 BE Motorsport	LIGIER LMP3	LMP3	J. IBRAN	254.1	5	252.3	17	251.7	22	251.7	20	251.7	6	252,3
186 Speedlover	PORSCHE 991 GT3 Cup	GT	W. MEULDERS	251.2	7	251.2	8	248.3	4	248.3	6	244.9	9	248,8
199 JR Motorsport	BMW M4 Silhouette 3.2	GT	M. VERHAGEN	247.7	14	242.7	24	240.5	7	240.5	12	238.9	20	242,1
111 JR Motorsport	BMW M4 Silhouette	GT	W. SLUYS	246.6	14	246.0	22	246.0	18	243.8	21	243.2	19	245,1
202 Ferry Monster Autosport	Leon Cupra TCR	SS1	R. STEENMETZ	246.6	21	242.2	6	241.6	17	241.1	15	241.1	5	242,5
410 Tim Gray Motorsport	NORMA M230FC	CN	N. PRIMROSE	246.6	6	245.5	17	244.9	12	244.9	23	242.7	20	244,9
222 Blueberry Racing	BMW E46 M3	SS1	R. VAN LOON	245.5	16	244.9	15	244.9	18	244.3	13	243.2	20	244,6
201 Febo Racing Team	Leon Cupra TCR	SS1	D. DE BORST	243.8	20	243.2	23	242.7	17	241.6	15	241.1	16	242,5
264 DK-Racing powered by FMA	VW Golf TCR	SS1	J. DE KIMPE	243.2	17	241.6	21	239.5	18	237.4	13	237.4	14	239,8
346 Koopman Racing	BMW E36	SS2	R. SNEL	242.7	18	236.8	4	235.3	16	233.3	12	232.8	9	236,2
246 Stichting Euro Autosport	BMW E92 M3	SS1	R. OLIJ	242.2	18	242.2	21	241.1	8	241.1	7	241.1	6	241,5
245 Harders Plaza	BMW E90	SS1	R. VAN DEN BERG	241.6	6	241.6	7	241.1	5	230.8	4	215.6	1	234,1
203 Ferry Monster Autosport	Leon Cupra TCR	SS1	S. POLDERMAN	238.9	14	237.4	15	237.4	10	237.4	18	236.8	9	237,6
208 JR Motorsport	BMW E92 V8	SS1	T. VAN VLIET	238.9	19	238.9	18	238.4	8	237.4	13	237.4	5	238,2
109 Topper Team	PORSCHE 997 Cup	GT	D. SCHULZ	236.8	18	233.8	14	229.8	15	223.6	17	222.2	21	229,2
259 BS Racing Team	BMW E46 GTR	SS1	M. VAN DE MAAT	236.3	4	235.8	21	235.8	20	235.0	10	235.3	23	235,8
266 JW Racservice	SEAT Sport Leon Cup Racer	SS1	M. VEELS	236.3	6	235.3	9	235.3	8	235.3	5	234.8	7	235,4
318 DRDO	BMW M3	SS2	C. EUSER	229.8	14	228.8	15	228.3	16	227.4	13	226.9	5	228,2
381 Why Not Pitstop Racing Events	PEUGEOT 308 CUP	SS2	N. DELENCRE	228.8	22	225.0	21	224.1	15	223.1	14	222.2	20	224,6
323 DRDO	BMW	SS2	E. DRUMMEN	226.4	9	219.5	8	219.1	5	218.2	10	208.5	4	218,3
321 DRDO	BMW M3	SS2	R. DULLAART	225.5	18	225.5	19	225.0	5	225.0	6	225.0	17	225,2
355 Brightfiber de Vreede/ de Leeuw	BMW E46 M3	SS2	P. DE VREEDE	223.6	5	222.7	10	219.1	12	213.4	4	213.4	6	218,4
514 VR Motorsport	RADICAL SR3	SR3	A. BOULTON	221.3	19	220.9	5	217.3	17	216.4	7	216.4	22	218,5
401 Traxx Racing Team	PEUGEOT RCZ Cup	SD	C. VOET	220.9	17	216.9	16	216.4	18	215.6	15	215.1	10	217,0
347 Koopman Racing	BMW M3 Cup	SS2	F. VAN DUIJN	219.1	14	213.4	4	213.0	11	213.0	5	211.8	6	214,1
511 BlueBerry Racing	PRAGA R1	SR3	D. VAN DONGEN	217.3	6	216.4	8	216.4	4	216.0	17	215.1	23	216,2
402 Spirit Racing	RENAULT Clio 1.6 Turbo	SD	R. NIEMAN	215.6	13	214.7	19	213.9	15	213.4	20	213.4	18	214,2
326 DRDO	BMW 130i	SS2	A. SEINEN	210.1	14	208.9	17	208.5	21	208.1	4	207.3	16	208,6
404 Spirit Racing	RENAULT Clio 1.6 Turbo	SD	B. DROST	210.1	19	209.7	4	209.3	18	207.2	20	207.3	17	208,8
324 DRDO	BMW Compact	SS2	J. VERHOEVEN	208.5	4	208.1	10	208.1	5	207.3	6	204.5	8	207,3
325 DRDO	BMW 130i	SS2	J. VAN STEE	208.1	5	207.7	6	207.7	4	206.5	7	205.7	17	207,1
322 DRDO	BMW M3	SS2	S. DULLAART	205.7	4	193.9	5	178.8	1	138.8	3	96.7	2	162,8
403 Kustlicht	ALFA 147	SD	J. VAN DER VOORT	204.5	15	204.2	4	203.8	17	203.4	5	203.4	6	203,9
450	Renault Clio	SD	L. ...	203.4	4	202.6	5	202.6	15	202.2	16	201.5	20	202,5



## SUPERCAR CHALLENGE + GT&PROTO SPA RACING FESTIVAL RACE 1

### Best Top Speeds

Team	Car	Class	Top Speed Driver	Top 1		Top 2		Top 3		Top 4		Top 5		Avg
				Kph	Lap	Kph	Lap	Kph	Lap	Kph	Lap	Kph	Lap	
444 RDS Racing	RENAULT Clio RS 3	SD	P. EHLERT	200.4	15	200.4	17	198.9	20	198.9	16	198.5	18	199,4
411 DRDO	MAZDA MX5	SD	H. KOLENAAR	191.8	12	190.8	15	190.8	18	190.8	4	190.8	9	191,0
409 DRDO	BMW E36	SD	H. CREEMERS	190.8	7	189.1	19	189.1	13	188.8	5	187.8	20	189,1
327 DRDO	BMW M3 E46	SS2	P. VAN DER HAM	183.1	1	168.2	2	163.6	3					171,6
530 ALP Racing	SAKER Rap X	SR3	A. PUBRICK											
496 VR Motorsport	PRAGA R1T	CN												
405	BMW Zilhouette	SD	H. TAPPEL											




## SUPERCAR CHALLENGE + GT&PROTO SPA RACING FESTIVAL RACE 1

### Fastest Lap Sequence

Practice Time	Team	Car	Class	Driver	Time	Kph	
7:03.954	265 Powermotorsports	NORMA V8	LMP3	Siegmar PFEIFER	3:54.835	107.4	2
7:14.767	293 BE Motorsport	LIGIER LMP3	LMP3	Javier IBRAN PARDO	3:54.718	107.4	2
7:15.939	111 JR Motorsport	BMW M4 Silhouette	GT	Ward SLUYS	3:54.420	107.6	2
7:17.101	190 Race Art	PORSCHE 991 Gen II	GT	E. GROUWELS	3:53.821	107.8	2
7:18.236	126 JJ Racing	PORSCHE 997 Cup	GT	Jos JANSEN	3:53.654	107.9	2
10:59.475	229 Pegasus Racing	GINETTA G57	LMP3	Julien SCHELL	3:53.300	108.1	3
11:01.148	473 Alain Berg	RADICAL SR8	CN	Alain BERG	3:53.097	108.2	3
11:04.232	199 JR Motorsport	BMW M4 Silhouette 3.2	GT	Michael VERHAGEN	3:52.974	108.2	3
11:04.885	410 Tim Gray Motorsport	NORMA M230FC	CN	Neil PRIMROSE	3:52.845	108.3	3
11:05.403	182 DVB Racing bvba	PORSCHE 991 GT3 Cup	GT	Koen WAUTERS	3:52.759	108.3	3
11:06.570	106 BODA Racing	PORSCHE 991 Gen II	GT	Bob HERBER	3:52.471	108.5	3
11:10.391	126 JJ Racing	PORSCHE 997 Cup	GT	Jos JANSEN	3:52.155	108.6	3
11:10.837	212 Prime Racing	GINETTA Nissan G57	LMP3	Jean-Pierre LEQUEUX	3:51.250	109.0	3
11:11.491	108 JR Motorsport	BMW M3 GTMR	GT	Martin LANTING	3:49.992	109.6	3
11:12.024	186 Speedlover	PORSCHE 991 GT3 Cup	GT	Willem MEULDERS	3:48.316	110.4	3
13:20.271	213 EDEKA Aschoff Racing	GINETTA Nissan G58	LMP3	Max ASCHOFF	2:21.169	178.6	4
15:39.326	213 EDEKA Aschoff Racing	GINETTA Nissan G58	LMP3	Max ASCHOFF	2:19.055	181.3	5
15:41.428	229 Pegasus Racing	GINETTA G57	LMP3	Julien SCHELL	2:18.687	181.8	5
17:59.354	229 Pegasus Racing	GINETTA G57	LMP3	Julien SCHELL	2:17.926	182.8	6







# SUPERCAR CHALLENGE + GT&PROTO


## SPA RACING FESTIVAL

### RACE 1

Analysis by lap

 Lapped

Nr	Lap Time	Gap	Nr	Lap Time	Gap	Nr	Lap Time	Gap	Nr	Lap Time	Gap	Nr	Lap Time	Gap			
Lap 1			Lap 2			Lap 3			Lap 4			Lap 5					
265	3:09.119		265	3:54.835		265	3:54.903		409	3:53.126	52.689	409	3:05.850	1:37.125			
213	3:09.731	0.612	213	3:54.884	0.661	213	3:54.487	0.245	213	2:21.169		213	2:19.055				
229	3:10.552	1.433	229	3:55.623	2.221	229	3:53.300	0.618	229	2:23.266	2.470	229	2:18.687	2.102			
124	3:11.669	2.550	124	3:55.274	2.989	124	3:53.670	1.756	265	2:24.937	3.523	265	2:21.703	6.171			
473	3:12.598	3.479	473	3:55.453	4.097	473	3:53.097	2.291	124	2:31.782	12.124	124	2:29.078	22.147			
180	3:13.614	4.495	180	3:55.891	5.551	180	3:53.604	4.252	180	2:29.818	12.656	180	2:28.817	22.418			
189	3:14.361	5.242	189	3:56.115	6.522	189	3:53.273	4.892	473	2:32.010	12.887	473	2:29.046	22.878			
199	3:14.940	5.821	199	3:56.318	7.304	199	3:52.974	5.375	199	2:29.852	13.813	189	2:29.487	24.259			
410	3:16.304	7.185	410	3:55.736	8.086	410	3:52.845	6.028	189	2:30.349	13.827	410	2:28.733	24.656			
182	3:16.944	7.825	182	3:55.700	8.690	182	3:52.759	6.546	182	2:29.255	14.387	199	2:30.332	25.090			
107	3:17.748	8.629	107	3:55.334	9.128	107	3:53.250	7.475	410	2:30.364	14.978	212	2:27.110	25.446			
106	3:18.541	9.422	106	3:55.558	10.145	106	3:52.471	7.713	107	2:29.741	15.802	182	2:30.622	25.954			
293	3:20.049	10.930	293	3:54.718	10.813	293	3:53.107	9.017	106	2:31.015	17.314	107	2:30.549	27.296			
111	3:21.519	12.400	111	3:54.420	11.985	111	3:53.390	10.472	212	2:26.825	17.391	106	2:29.700	27.959			
190	3:23.280	14.161	190	3:53.821	13.147	190	3:52.662	10.906	293	2:30.436	18.039	293	2:29.525	28.509			
126	3:24.582	15.463	126	3:53.654	14.282	126	3:52.155	11.534	190	2:30.721	20.213	190	2:29.737	30.895			
212	3:25.379	16.260	212	3:54.208	15.633	212	3:51.250	11.980	126	2:33.535	23.655	126	2:30.384	34.984			
108	3:26.852	17.733	108	3:54.647	17.545	108	3:49.992	12.634	111	2:35.202	24.260	188	2:30.058	36.121			
186	3:27.846	18.727	186	3:55.862	19.754	186	3:48.316	13.167	108	2:33.716	24.936	108	2:31.830	37.711			
530	3:28.218	19.099	530	3:55.845	20.109	530	3:49.123	14.329	188	2:31.863	25.118	186	2:32.045	38.521			
188	3:28.692	19.573	188	3:55.802	20.540	188	3:49.032	14.669	186	2:33.778	25.531	181	2:32.783	42.535			
181	3:29.367	20.248	181	3:55.904	21.317	181	3:49.009	15.423	530	2:33.273	26.188	111	2:40.095	45.300			
201	3:30.168	21.049	201	3:56.035	22.249	201	3:49.444	16.790	181	2:34.798	28.807	201	2:35.434	46.973			
202	3:31.201	22.082	202	3:55.876	23.123	202	3:48.981	17.201	201	2:35.218	30.594	530	2:41.350	48.483			
245	3:31.960	22.841	245	3:55.625	23.631	245	3:48.882	17.610	202	2:36.294	32.081	202	2:35.647	48.673			
246	3:33.061	23.942	246	3:55.815	24.922	246	3:48.720	18.739	245	2:36.037	32.233	245	2:35.738	48.916			
511	3:34.307	25.188	511	3:55.462	25.815	511	3:49.304	20.216	246	2:36.550	33.875	246	2:35.030	49.850			
222	3:35.204	26.085	222	3:55.775	27.025	222	3:50.069	22.191	511	2:35.470	34.272	511	2:35.345	50.562			
259	3:35.732	26.613	259	3:55.749	27.527	259	3:50.217	22.841	259	2:38.705	40.132	259	2:36.228	57.305			
203	3:37.060	27.941	203	3:55.751	28.857	203	3:50.311	24.265	222	2:40.150	40.927	264	2:36.503	59.323			
264	3:38.002	28.883	264	3:55.645	29.693	264	3:50.049	24.839	203	2:38.751	41.602	222	2:39.556	1:01.428			
208	3:38.767	29.648	208	3:55.366	30.179	208	3:50.833	26.109	264	2:38.450	41.875	203	2:39.457	1:02.004			
514	3:39.586	30.467	514	3:55.433	31.065	514	3:51.981	28.143	208	2:40.388	45.083	118	2:32.416	1:02.736			
355	3:40.097	30.978	355	3:56.358	32.501	355	3:51.127	28.725	514	2:38.796	45.525	208	2:41.752	1:07.780			
109	3:41.183	32.064	109	3:56.813	34.042	109	3:53.637	32.776	355	2:41.376	48.687	514	2:41.796	1:08.266			
266	3:41.827	32.708	266	3:57.139	35.012	266	3:53.106	33.215	118	2:34.611	49.375	266	2:36.835	1:08.777			
346	3:42.656	33.537	346	3:56.387	35.089	346	3:53.392	33.578	266	2:39.196	50.997	355	2:47.610	1:17.242			
318	3:44.297	35.178	318	3:56.202	36.545	318	3:52.903	34.545	109	2:44.653	56.015	109	2:43.214	1:20.174			
321	3:45.037	35.918	321	3:56.488	37.571	321	3:52.550	35.218	346	2:44.734	56.898	346	2:42.358	1:20.201			
118	3:45.671	36.552	118	3:56.669	38.386	118	3:52.695	36.178	318	2:47.490	1:00.621	318	2:46.322	1:27.888			
402	3:47.199	38.080	402	3:57.357	40.602	402	3:51.490	37.189	321	2:47.630	1:01.434	321	2:45.986	1:28.365			
401	3:47.898	38.779	401	3:57.153	41.097	401	3:51.515	37.709	402	2:49.305	1:05.080	381	2:44.685	1:31.484			
323	3:48.991	39.872	323	3:57.149	42.186	323	3:51.283	38.566	401	2:49.188	1:05.483	402	2:49.236	1:35.261			
324	3:50.083	40.964	324	3:56.866	42.995	324	3:51.776	39.868	381	2:47.107	1:05.854	401	2:49.374	1:35.802			
381	3:50.477	41.358	381	3:56.744	43.267	381	3:51.797	40.161	323	2:50.510	1:07.662	323	2:47.509	1:36.116			
326	3:51.506	42.387	326	3:57.849	45.401	326	3:50.623	41.121	324	2:51.617	1:10.071	324	2:50.767	1:41.783			
450	3:51.893	42.774	450	3:57.930	45.869	450	3:50.321	41.287	450	2:52.193	1:12.066	450	2:50.643	1:43.654			
322	3:53.160	44.041	322	3:57.239	46.445	405	1:40.766	2 Laps	326	2:54.626	1:14.333	326	2:53.506	1:48.784			
404	3:54.415	45.296	404	3:57.394	47.855	322	3:50.873	42.415	347	2:55.981	1:19.111	347	2:54.304	1:54.360			
347	3:56.003	46.884	347	3:56.901	48.950	404	3:50.845	43.797	322	2:59.291	1:20.292	404	2:54.451	1:56.445			
325	3:56.929	47.810	325	3:57.503	50.478	347	3:50.497	44.544	404	2:58.666	1:21.049	325	2:55.468	1:58.312			
403	3:57.815	48.696	403	3:58.099	51.960	325	3:50.624	46.199	325	2:57.114	1:21.899	403	2:55.371	1:58.460			
444	3:59.346	50.227	444	3:57.360	52.752	403	3:49.574	46.631	444	2:56.927	1:22.144	444	3:01.364	2:11.311			
411	4:02.129	53.010	411	3:55.407	53.582	444	3:51.767	49.616	444	3:00.800	1:29.002	322	3:13.256	2:14.493			
409	4:02.661	53.542	409	3:55.759	54.466	411	3:53.394	52.073	411	3:03.572	1:34.231	411	3:03.637	2:18.813			



# SUPERCAR CHALLENGE + GT&PROTO

## SPA RACING FESTIVAL

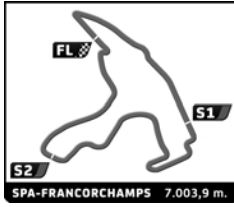
### RACE 1

Analysis by lap

Lapped

Nr	Lap Time	Gap	Nr	Lap Time	Gap	Nr	Lap Time	Gap	Nr	Lap Time	Gap	Nr	Lap Time	Gap
<b>Lap 6</b>														
213	2:19.364		325	2:56.098	1 Lap	473	2:29.237	48.019	106	2:39.393	1:13.722	246	2:36.037	2:04.299
229	2:17.926	0.664	403	2:56.078	1 Lap	124	2:31.165	48.210	293	2:38.548	1:17.630	259	2:36.832	2:12.679
409	3:05.685	1 Lap	444	2:59.511	1 Lap	180	2:29.238	48.481	404	2:56.342	1 Lap	264	2:36.070	2:13.343
265	2:21.182	7.989	212	2:24.215	33.564	182	2:29.473	51.049	325	2:57.231	1 Lap	444	2:57.821	1 Lap
124	2:27.585	30.368	124	2:30.106	38.074	347	3:05.699	1 Lap	403	2:57.100	1 Lap	203	2:36.962	2:19.060
212	2:25.667	31.749	473	2:29.723	39.811	189	2:30.828	51.976	126	2:34.438	1:26.862	109	4:19.473	1 Lap
180	2:29.208	32.262	180	2:30.410	40.272	106	2:30.275	55.923	108	2:40.619	1:28.376	107	2:32.272	2:26.693
473	2:28.974	32.488	411	3:04.148	1 Lap	107	2:35.167	59.167	186	2:43.512	1:35.034			
410	2:28.134	33.426	189	2:29.329	42.177	293	2:34.714	1:00.676	444	2:56.953	1 Lap	<b>Lap 11</b>		
189	2:30.353	35.248	182	2:28.738	42.605	188	2:29.737	1:02.475	181	2:43.543	1:42.160	229	2:28.598	
199	2:30.493	36.219	107	2:30.524	45.029	444	2:58.588	1 Lap	201	2:36.617	1:46.715	266	2:40.234	1 Lap
182	2:29.677	36.267	106	2:30.858	46.677	190	2:40.262	1:08.936	202	2:35.932	1:48.732	347	2:56.123	2 Laps
107	2:28.973	36.905	293	2:30.608	46.991	108	2:31.492	1:09.351	246	2:36.761	1:50.327	124	3:52.504	1 Lap
106	2:29.624	38.219	410	2:37.356	48.382	186	2:33.582	1:13.116	259	2:36.883	1:57.912	410	2:29.054	1 Lap
293	2:29.638	38.783	190	2:30.393	49.703	126	2:34.956	1:14.018	264	2:37.638	1:59.338	106	3:47.830	1 Lap
190	2:30.179	41.710	409	3:08.349	1 Lap	181	2:35.055	1:20.211	347	3:29.504	1 Lap	293	3:44.212	1 Lap
188	2:30.241	46.998	199	2:37.356	51.175	411	3:02.865	1 Lap	203	2:36.436	2:04.163	190	2:32.861	1 Lap
126	2:32.778	48.398	188	2:29.169	53.767	201	2:37.518	1:31.692	411	3:04.965	1 Lap	411	3:01.590	2 Laps
108	2:30.989	49.336	108	2:31.952	58.888	409	3:05.077	1 Lap	266	2:37.068	2:12.607	222	2:52.133	1 Lap
186	2:31.344	50.501	126	2:34.093	1:00.091	202	2:37.422	1:34.394	107	3:38.913	2:16.486	189	4:01.963	1 Lap
181	2:32.868	56.039	186	2:32.462	1:00.563	246	2:37.410	1:35.160	222	2:40.909	2:18.354	199	2:32.898	1 Lap
111	2:32.518	58.454	181	2:32.546	1:06.185	259	2:36.934	1:42.623	409	3:06.152	1 Lap	111	2:30.356	1 Lap
201	2:35.169	1:02.778	111	2:36.983	1:13.037	264	2:35.486	1:43.294	118	2:41.297	2:19.076	208	2:44.431	1 Lap
245	2:34.668	1:04.220	201	2:34.825	1:15.203	203	2:36.473	1:49.321				346	2:43.259	1 Lap
202	2:36.246	1:05.555	245	2:33.876	1:15.696	266	2:38.309	1:57.133	<b>Lap 10</b>			355	2:42.263	1 Lap
246	2:35.619	1:06.105	202	2:34.846	1:18.001	222	2:42.842	1:59.039	229	2:22.065		409	3:11.183	2 Laps
511	2:35.267	1:06.465	246	2:35.074	1:18.779	118	2:34.098	1:59.373	208	2:43.736	1 Lap	108	4:04.668	1 Lap
259	2:35.840	1:13.781	511	2:42.183	1:26.248	208	2:41.497	2:08.662	410	2:29.079	1 Lap	511	2:34.332	1 Lap
264	2:36.734	1:16.693	259	2:35.337	1:26.718	514	2:49.665	2:17.136	190	3:45.675	1 Lap	181	4:00.860	1 Lap
203	2:37.326	1:19.966	264	2:34.544	1:28.837				199	2:29.717	1 Lap	381	2:45.300	1 Lap
222	2:39.976	1:22.040	203	2:36.311	1:33.877				346	2:42.093	1 Lap	473	2:26.584	1:02.643
266	2:37.318	1:26.731	222	2:37.586	1:37.226				111	2:28.734	1 Lap	321	2:47.865	1 Lap
208	2:41.552	1:29.968	266	2:35.522	1:39.853				355	2:45.699	1 Lap	318	2:50.249	1 Lap
514	2:41.605	1:30.507	118	2:33.032	1:46.304				265	2:33.205	26.767	186	4:31.787	1 Lap
118	2:52.300	1:35.672	208	2:40.626	1:48.194				381	2:45.516	1 Lap	401	2:47.346	1 Lap
355	2:42.013	1:39.891	514	2:40.393	1:48.500				511	2:36.888	1 Lap	323	2:48.336	1 Lap
346	2:41.959	1:42.796	355	2:41.382	1:58.873				318	2:48.422	1 Lap	402	2:57.340	1 Lap
109	2:42.513	1:43.323	346	2:40.769	2:01.165				321	2:48.483	1 Lap	514	2:35.048	1 Lap
321	2:46.325	1:55.326	109	2:45.134	2:06.057				212	2:34.987	57.484	213	2:23.344	1:41.275
318	2:47.395	1:55.919	381	2:44.523	2:18.287				402	2:47.898	1 Lap	324	2:51.402	1 Lap
381	2:44.044	1:56.164							401	2:48.075	1 Lap	118	4:21.937	1 Lap
402	2:48.224	2:04.121	<b>Lap 8</b>						473	2:27.421	1:04.657	265	3:58.898	1:57.067
401	2:48.280	2:04.718	229	2:21.029					323	2:48.544	1 Lap	450	2:59.415	1 Lap
323	2:48.685	2:05.437	321	2:48.105	1 Lap				180	2:35.586	1:13.721	326	2:52.821	1 Lap
324	2:50.329	2:12.748	318	2:48.156	1 Lap				182	2:37.818	1:16.574	202	2:37.143	2:10.020
450	2:51.100	2:15.390	213	2:22.016	1.370				324	2:51.469	1 Lap	246	2:35.768	2:11.469
			402	2:48.450	1 Lap				450	2:53.441	1 Lap	201	2:43.686	2:16.033
			401	2:48.311	1 Lap				188	2:37.075	1:27.384	212	3:49.400	2:18.286
			323	2:48.852	1 Lap				514	3:57.673	1 Lap	404	2:55.436	1 Lap
			265	2:22.685	11.938				326	2:53.639	1 Lap	259	2:38.117	2:22.198
			324	2:51.471	1 Lap				126	2:40.589	1:45.386	264	2:37.915	2:22.660
			450	2:51.805	1 Lap				213	3:57.201	1:46.529	325	2:58.169	1 Lap
			326	2:52.627	1 Lap				404	2:55.123	1 Lap	203	2:36.687	2:27.149
			212	2:25.999	38.534				325	2:54.927	1 Lap	107	2:31.303	2:29.398
			404	2:54.546	1 Lap				403	2:55.143	1 Lap	403	3:05.814	1 Lap
			325	2:55.664	1 Lap				201	2:36.295	2:00.945	109	2:44.450	1 Lap
			403	2:55.809	1 Lap				202	2:34.808	2:01.475	180	3:53.311	2:38.434





# SUPERCAR CHALLENGE + GT&PROTO

## SPA RACING FESTIVAL


### RACE 1

Analysis by lap

**Lapped**

Nr	Lap Time	Gap	Nr	Lap Time	Gap	Nr	Lap Time	Gap	Nr	Lap Time	Gap	Nr	Lap Time	Gap
124	2:31.271	1:48.120	180	2:34.334	2:13.295	<b>Lap 20</b>		323	2:55.217	3 Laps	410	2:26.999	1:11.034	
323	2:55.141	2 Laps	199	2:32.090	2:13.725	213	2:25.635	511	2:37.196	1 Lap	324	2:52.179	3 Laps	
208	2:43.516	1 Lap	189	2:31.570	2:15.272	108	2:35.583	1 Lap	403	2:49.629	3 Laps	246	2:36.693	1 Lap
106	2:31.512	1:56.722	323	2:56.010	2 Laps	323	2:55.359	3 Laps	118	2:29.302	1 Lap	264	2:34.486	1 Lap
409	3:08.198	3 Laps	404	2:52.039	2 Laps	188	2:36.285	1 Lap	404	2:52.972	3 Laps	450	2:54.186	3 Laps
111	2:31.897	2:00.779	409	3:06.720	3 Laps	403	2:50.423	3 Laps	181	2:35.835	1 Lap	202	2:35.393	1 Lap
190	2:32.204	2:01.704	403	2:49.597	2 Laps	404	2:50.423	3 Laps	324	2:55.148	3 Laps	326	2:53.691	3 Laps
180	2:32.949	2:03.490	108	2:34.431	2:42.840	450	2:53.056	3 Laps	450	2:55.122	3 Laps	186	2:40.858	1 Lap
199	2:32.081	2:06.164	324	2:54.085	2 Laps	473	2:27.838	22.900	326	2:52.281	3 Laps	229	2:43.763	1 Lap
189	2:35.263	2:08.231	450	2:54.100	2 Laps	324	2:52.084	3 Laps	410	2:33.051	1:12.954	201	2:41.874	1 Lap
404	2:54.748	2 Laps	188	2:33.129	2:47.401	511	2:35.265	1 Lap	246	2:37.801	1 Lap	293	2:27.679	1:37.104
324	3:15.826	2 Laps	<b>Lap 19</b>		450	2:53.967	3 Laps	264	2:37.010	1 Lap	109	2:43.880	2 Laps	
403	2:50.931	2 Laps	213	2:47.968	212	2:23.421	28.532	202	2:48.384	1 Lap	346	2:45.145	2 Laps	
450	2:58.157	2 Laps	326	2:54.187	3 Laps	326	2:55.094	3 Laps	409	3:07.218	4 Laps	381	2:47.643	2 Laps
326	2:53.316	2 Laps	126	2:57.511	1 Lap	409	3:08.219	4 Laps	229	2:44.276	1 Lap	124	2:32.173	1:52.700
126	2:32.362	2:24.344	511	2:34.165	1 Lap	118	2:29.038	1 Lap	381	2:46.895	2 Laps	409	3:04.758	4 Laps
<b>Lap 18</b>			473	2:26.434	20.697	181	2:34.824	1 Lap	186	2:42.154	1 Lap	111	2:31.304	1:57.137
213	2:24.529		212	2:27.291	30.746	202	2:43.032	1 Lap	346	2:45.494	2 Laps	222	2:37.405	1 Lap
108	2:31.296	1 Lap	181	2:36.906	1 Lap	381	2:46.493	2 Laps	109	2:43.570	2 Laps	259	2:38.920	1 Lap
188	2:58.385	1 Lap	202	2:37.384	1 Lap	246	2:40.395	1 Lap	201	2:35.122	1 Lap	514	2:33.940	1 Lap
265	2:37.490	29.051	118	2:30.392	1 Lap	229	2:41.633	1 Lap	293	2:28.145	1:38.344	203	2:40.323	1 Lap
511	2:32.776	1 Lap	381	2:46.842	2 Laps	346	2:44.283	2 Laps	124	2:32.348	1:49.446	106	2:32.366	2:07.798
346	2:55.988	2 Laps	346	2:55.353	2 Laps	264	2:35.855	1 Lap	222	2:38.447	1 Lap	190	2:33.919	2:15.636
381	2:46.803	2 Laps	229	2:44.210	1 Lap	109	2:43.527	2 Laps	259	2:39.829	1 Lap	199	2:34.616	2:22.139
473	2:47.612	42.231	530	35:22.320	13 Laps	186	2:37.051	1 Lap	265	2:24.855	1:51.822	107	2:34.487	2:22.720
325	2:58.515	3 Laps	246	2:39.812	1 Lap	410	2:26.075	1:05.422	203	2:40.388	1 Lap	189	2:36.058	2:24.468
181	2:37.966	1 Lap	109	2:44.028	2 Laps	201	2:36.581	1 Lap	111	2:30.381	1:54.752	180	2:36.401	2:25.393
202	2:37.331	1 Lap	325	2:59.267	3 Laps	325	2:56.620	3 Laps	514	2:38.451	1 Lap	<b>Lap 23</b>		
229	2:50.032	1 Lap	264	2:35.237	1 Lap	293	2:29.558	1:35.718	327	58:00.114	20 Laps	213	2:28.848	
109	2:43.610	2 Laps	186	2:35.816	1 Lap	222	2:37.826	1 Lap	106	2:32.988	2:04.351	327	3:01.516	21 Laps
212	2:25.355	51.423	201	2:39.046	1 Lap	259	2:39.110	1 Lap	190	2:32.840	2:10.636	318	2:51.579	3 Laps
246	2:37.405	1 Lap	410	2:28.577	1:04.982	203	2:39.630	1 Lap	325	3:12.933	3 Laps	444	2:56.537	4 Laps
118	2:32.868	1 Lap	444	2:56.147	3 Laps	124	2:31.058	1:42.617	199	2:33.964	2:16.442	108	2:32.975	1 Lap
186	2:35.944	1 Lap	259	2:42.449	1 Lap	514	2:39.041	1 Lap	107	2:47.859	2:17.152	325	3:09.737	4 Laps
264	2:35.550	1 Lap	222	2:41.063	1 Lap	444	2:53.968	3 Laps	189	2:35.714	2:17.329	212	2:30.103	26.948
182	4:04.914	1 Lap	203	2:43.090	1 Lap	111	2:28.257	1:49.890	180	2:33.881	2:17.911	188	2:35.829	1 Lap
201	2:34.983	1 Lap	318	2:51.678	2 Laps	265	2:22.776	1:52.486	444	2:55.436	3 Laps	402	2:47.643	3 Laps
444	2:56.031	3 Laps	293	2:28.845	1:31.795	107	2:38.790	1:54.812	318	2:51.433	2 Laps	473	2:31.027	29.528
410	2:32.399	1:24.373	514	2:49.934	1 Lap	318	2:52.379	2 Laps	<b>Lap 22</b>			208	2:45.411	2 Laps
318	2:48.261	2 Laps	124	2:30.867	1:37.194	106	2:31.560	1:56.882	213	2:28.919		321	2:52.791	3 Laps
259	2:39.419	1 Lap	107	2:33.394	1:41.657	190	2:33.699	2:03.315	402	2:48.861	3 Laps	401	2:52.302	3 Laps
203	2:39.640	1 Lap	347	2:54.137	3 Laps	189	2:31.911	2:07.134	347	2:52.503	4 Laps	347	2:54.643	4 Laps
514	2:39.314	1 Lap	182	3:25.474	1 Lap	199	2:32.952	2:07.997	321	2:48.173	3 Laps	118	2:28.906	1 Lap
222	2:40.562	1 Lap	111	2:29.811	1:47.268	180	2:35.690	2:09.549	401	2:48.653	3 Laps	511	2:33.705	1 Lap
347	2:54.576	3 Laps	106	2:32.322	1:50.957	347	2:55.374	3 Laps	108	2:32.152	1 Lap	181	2:37.371	1 Lap
411	3:02.486	3 Laps	402	2:49.308	2 Laps	402	2:48.216	2 Laps	208	2:49.832	2 Laps	410	2:25.263	1:07.449
321	2:49.317	2 Laps	321	2:51.173	2 Laps	321	2:49.208	2 Laps	188	2:32.705	1 Lap	411	3:03.227	4 Laps
293	2:28.642	1:50.918	190	2:32.802	1:55.251	401	2:47.901	2 Laps	212	2:23.836	25.693	403	2:50.371	3 Laps
402	2:46.282	2 Laps	265	4:14.262	1:55.345	208	2:41.210	1 Lap	473	2:28.928	27.349	246	2:36.736	1 Lap
124	2:30.704	1:54.295	401	2:48.968	2 Laps	<b>Lap 21</b>			411	3:02.190	4 Laps	264	2:37.259	1 Lap
401	2:46.572	2 Laps	411	3:03.973	3 Laps	213	2:25.519	402	2:48.626	1 Lap	202	2:36.225	1 Lap	
107	2:34.240	1:56.231	180	2:34.167	1:59.494	411	3:02.789	4 Laps	118	2:29.839	1 Lap	323	2:56.609	3 Laps
111	2:29.175	2:05.425	199	2:34.923	2:00.680	108	2:31.206	1 Lap	181	2:36.217	1 Lap	404	2:52.940	3 Laps
106	2:34.410	2:06.603	189	2:33.554	2:00.858	188	2:32.131	1 Lap	323	2:55.750	3 Laps	293	2:31.941	1:40.197
208	2:40.205	1 Lap	208	2:42.721	1 Lap	473	2:29.959	27.340	403	2:49.903	3 Laps	324	2:54.083	3 Laps
190	2:33.242	2:10.417			212	2:27.763	30.776	404	2:51.909	3 Laps	186	2:36.584	1 Lap	





## SUPERCAR CHALLENGE + GT&PROTO SPA RACING FESTIVAL RACE 1


Analysis by lap

■ Lapped

Nr	Lap Time	Gap	Nr	Lap Time	Gap	Nr	Lap Time	Gap	Nr	Lap Time	Gap	Nr	Lap Time	Gap
201	2:39.196	1 Lap	222	2:37.598	1 Lap									
450	2:55.473	3 Laps	450	2:56.585	3 Laps									
229	2:43.823	1 Lap	259	2:37.577	1 Lap									
109	2:42.966	2 Laps	106	2:33.984	2:13.046									
346	2:43.699	2 Laps	514	2:34.195	1 Lap									
124	2:30.310	1:54.162	326	2:55.998	3 Laps									
326	2:59.336	3 Laps	190	2:34.172	2:18.354									
111	2:28.188	1:56.477	199	2:30.660	2:21.121									
381	2:45.373	2 Laps	203	2:40.658	1 Lap									
222	2:37.817	1 Lap	107	2:31.845	2:22.744									
259	2:37.811	1 Lap	189	2:31.699	2:23.673									
106	2:35.761	2:14.711	180	2:33.173	2:27.237									
514	2:40.819	1 Lap	409	3:04.496	4 Laps									
203	2:40.796	1 Lap												
190	2:33.043	2:19.831												
199	2:32.819	2:26.110												
107	2:32.676	2:26.548												
189	2:32.003	2:27.623												
180	2:33.168	2:29.713												
409	3:08.551	4 Laps												

### Lap 24

213	2:35.649	
108	2:33.114	1 Lap
212	2:27.043	18.342
188	2:37.437	1 Lap
318	2:51.671	3 Laps
327	2:59.084	21 Laps
444	2:54.789	4 Laps
208	2:43.291	2 Laps
118	2:30.791	1 Lap
402	2:47.516	3 Laps
325	2:56.440	4 Laps
321	2:49.182	3 Laps
401	2:49.146	3 Laps
511	2:35.102	1 Lap
347	2:50.309	4 Laps
410	2:24.205	56.005
181	2:39.292	1 Lap
246	2:36.742	1 Lap
264	2:36.589	1 Lap
202	2:35.879	1 Lap
293	2:29.100	1:33.648
403	2:52.166	3 Laps
186	2:38.002	1 Lap
411	3:03.482	4 Laps
473	3:52.572	1:46.451
201	2:37.726	1 Lap
404	2:52.728	3 Laps
124	2:32.592	1:51.105
111	2:31.359	1:52.187
323	2:57.809	3 Laps
324	2:54.697	3 Laps
229	2:48.144	1 Lap
346	2:44.885	2 Laps
109	2:46.997	2 Laps
381	2:45.790	2 Laps




# SUPERCAR CHALLENGE + GT&PROTO

## SPA RACING FESTIVAL

### RACE 1

### Sector Analysis

											Personal Best		Session Best		B Crossing the finish line in pit lane	
Lap	D	Time	Sector 1	Sector 2	Sector 3	T. Spd	Elapsed	Lap	D	Time	Sector 1	Sector 2	Sector 3	T. Spd	Elapsed	
<b>106</b>		<b>BODA Racing</b>					Porsche 991 Gen II GT					1. Bob HERBER				
1	1	3:18.541	47.631	1:22.207	1:08.703	252.9	3:18.541	1	1	3:26.852	49.578	1:25.187	1:12.087	224.5	3:26.852	
2	1	3:55.558	1:09.160	1:34.827	1:11.571	115.1	7:14.099	2	1	3:54.647	1:09.386	1:32.179	1:13.082	121.6	7:21.499	
3	1	3:52.471	1:16.250	1:45.199	51.022	128.9	11:06.570	3	1	3:49.992	1:17.246	1:42.653	50.093	118.2	11:11.491	
4	1	2:31.015	42.169	1:09.481	39.365	240.0	13:37.585	4	1	2:33.716	42.553	1:11.494	39.669	239.5	13:45.207	
5	1	2:29.700	41.748	1:09.180	<b>38.772</b>	260.2	16:07.285	5	1	2:31.830	42.206	1:10.332	39.292	257.8	16:17.037	
6	1	<b>2:29.624</b>	<b>41.723</b>	1:08.968	38.933	262.8	18:36.909	6	1	<b>2:30.989</b>	42.372	<b>1:09.525</b>	39.092	256.5	18:48.026	
7	1	2:30.858	41.862	<b>1:08.791</b>	40.205	262.1	21:07.767	7	1	2:31.952	42.201	1:10.306	39.445	243.8	21:19.978	
8	1	2:30.275	41.831	1:08.984	39.460	256.5	23:38.042	8	1	2:31.492	42.357	1:09.886	39.249	250.6	23:51.470	
9	1	2:39.393 B	42.011	1:09.829	47.553	254.7	26:17.435	9	1	2:40.619 B	42.603	1:10.290	47.726	248.8	26:32.089	
10	1	3:47.830	1:57.544	1:10.510	39.776	239.5	30:05.265	10	1	4:04.668	2:15.357	1:09.782	39.529	251.2	30:36.757	
11	1	2:32.539	42.907	1:09.925	39.707	255.9	32:37.804	11	1	2:32.684	42.506	1:10.554	39.624	212.2	33:09.441	
12	1	2:32.828	41.916	1:11.153	39.759	260.2	35:10.632	12	1	2:32.365	42.127	1:10.011	40.227	248.3	35:41.806	
13	1	2:30.347	41.766	1:09.338	39.243	254.7	37:40.979	13	1	2:32.229	42.263	1:10.696	39.270	248.8	38:14.035	
14	1	2:31.726	42.176	1:10.324	39.226	257.8	40:12.705	14	1	2:33.664	<b>42.047</b>	1:10.339	41.278	252.3	40:47.699	
15	1	2:32.716	41.862	1:11.369	39.485	252.3	42:45.421	15	1	2:31.377	42.195	1:09.939	39.243	247.7	43:19.076	
16	1	2:31.958	41.981	1:09.935	40.042	260.9	45:17.379	16	1	2:34.743	42.426	1:11.524	40.793	250.0	45:53.819	
17	1	2:31.512	41.856	1:10.045	39.611	260.9	47:48.891	17	1	2:31.296	42.371	1:09.706	39.219	255.9	48:25.115	
18	1	2:34.410	44.245	1:10.422	39.743	252.3	50:23.301	18	1	2:34.431	43.373	1:10.850	40.208	254.7	50:59.546	
19	1	2:32.322	41.751	1:10.232	40.339	253.5	52:55.623	19	1	2:35.583	44.558	1:11.164	39.861	248.3	53:35.129	
20	1	2:31.560	42.025	1:10.239	39.296	241.6	55:27.183	20	1	2:31.206	42.092	1:09.838	39.276	251.7	56:06.335	
21	1	2:32.988	42.352	1:10.938	39.698	251.7	58:00.171	21	1	2:32.152	42.689	1:09.726	39.737	254.1	58:38.487	
22	1	2:32.366	41.912	1:10.751	39.703	255.3	1:00:32.537	22	1	2:32.975	43.223	1:10.093	39.659	247.1	1:01:11.462	
23	1	2:35.761	42.043	1:12.351	41.367	233.8	1:03:08.298	23	1	2:33.114	43.805	1:10.344	<b>38.965</b>	218.2	1:03:44.576	
24	1	2:33.984	42.500	1:10.419	41.065	252.3	1:05:42.282									
<b>107</b>		<b>BODA Racing</b>					Porsche 991 GT3 Cup GT					1. Daan MEIJER				
1	1	3:17.748	46.760	1:22.444	1:08.544	234.8	3:17.748	1	1	3:41.183	59.596	1:31.292	1:10.295	198.2	3:41.183	
2	1	3:55.334	1:09.366	1:34.611	1:11.357	136.5	7:13.082	2	1	3:56.813	1:12.488	1:30.452	1:13.873	121.1	7:37.996	
3	1	3:53.250	1:16.503	1:45.171	51.576	131.1	11:06.332	3	1	3:53.637	1:17.735	1:39.010	56.892	126.9	11:31.633	
4	1	2:29.741	41.943	1:09.562	<b>38.236</b>	229.8	13:36.073	4	1	2:44.653	45.286	1:17.373	<b>41.994</b>	215.6	14:16.286	
5	1	2:30.549	41.624	1:10.309	38.616	238.9	16:06.622	5	1	2:43.214	44.922	1:14.895	43.397	220.9	16:59.500	
6	1	<b>2:28.973</b>	<b>41.451</b>	1:09.041	38.481	250.0	18:35.595	6	1	<b>2:42.513</b>	44.986	<b>1:14.378</b>	43.149	214.3	19:42.013	
7	1	2:30.524	42.202	<b>1:08.798</b>	39.524	258.4	21:06.119	7	1	2:45.134	45.132	1:14.815	45.187	220.4	22:27.147	
8	1	2:35.167 B	41.474	1:08.815	44.878	262.1	23:41.286	8	1	2:59.458 B	46.455	1:19.101	53.902	200.4	25:26.605	
9	1	3:38.913	1:49.889	1:09.519	39.505	232.8	27:20.199	9	1	4:19.473	2:17.595	1:17.703	44.175	210.5	29:46.078	
10	1	2:32.272	41.961	1:11.018	39.293	243.8	29:52.471	10	1	2:44.450	45.910	1:15.975	42.565	213.9	32:30.528	
11	1	2:31.303	41.983	1:10.009	39.311	233.8	32:23.774	11	1	2:46.804	45.074	1:17.194	44.536	213.9	35:17.332	
12	1	2:31.943	42.420	1:10.364	39.159	250.0	34:55.717	12	1	2:48.218	46.536	1:17.179	44.503	196.4	38:05.550	
13	1	2:31.323	42.168	1:09.975	39.180	252.3	37:27.040	13	1	2:44.500	45.512	1:15.068	43.920	217.7	40:50.050	
14	1	2:33.769	42.085	1:11.031	40.653	241.6	40:00.809	14	1	2:47.528	45.553	1:18.223	43.752	233.8	43:37.578	
15	1	2:30.983	41.839	1:09.856	39.288	251.7	42:31.792	15	1	2:46.686	45.302	1:18.011	43.373	229.8	46:24.264	
16	1	2:33.704	43.442	1:10.855	39.407	241.1	45:05.496	16	1	2:43.610	45.013	1:15.765	42.832	220.4	49:07.874	
17	1	2:33.193	42.423	1:10.894	39.876	255.9	47:38.689	17	1	2:44.028	45.327	1:16.436	42.265	223.6	51:51.902	
18	1	2:34.240	42.084	1:12.580	39.576	252.3	50:12.929	18	1	2:43.527	<b>44.467</b>	1:15.991	43.069	236.8	54:35.429	
19	1	2:33.394	42.484	1:10.794	40.116	255.3	52:46.323	19	1	2:43.570	45.368	1:15.342	42.860	211.8	57:18.999	
20	1	2:38.790 B	42.600	1:10.932	45.258	247.7	55:25.113	20	1	2:43.880	45.368	1:15.149	43.363	213.4	1:00:02.879	
21	1	2:47.859	53.893	1:12.388	41.578	256.5	58:12.972	21	1	2:42.966	45.029	1:15.022	42.915	222.2	1:02:45.845	
22	1	2:34.487	42.242	1:13.357	38.888	244.3	1:00:47.459	22	1	2:46.997	47.212	1:16.724	43.061	211.8	1:05:32.842	
23	1	2:32.676	42.115	1:10.983	39.578	262.8	1:03:20.135									
24	1	2:31.845	41.738	1:10.876	39.231	262.1	1:05:51.980									
<b>108</b>		<b>JR Motorsport</b>					BMW M3 GTMR GT					1. Martin LANTING				
1	1	3:21.519	47.943	1:23.796	1:09.780	217.7	3:21.519	1	1	3:21.519	47.943	1:23.796	1:09.780	217.7	3:21.519	
2	1	3:54.420	1:10.502	1:32.910	1:11.008	142.9	7:15.939	2	1	3:54.420	1:10.502	1:32.910	1:11.008	142.9	7:15.939	
3	1	3:53.390	1:17.807	1:43.992	51.591	148.6	11:09.329	3	1	3:53.390	1:17.807	1:43.992	51.591	148.6	11:09.329	
4	1	2:35.202	44.400	1:11.108	39.694	235.3	13:44.531	4	1	2:35.202	44.400	1:11.108	39.694	235.3	13:44.531	
5	1	2:40.095	43.526	1:09.931	46.638	233.3	16:24.626	5	1	2:40.095	43.526	1:09.931	46.638	233.3	16:24.626	
6	1	2:32.518	43.833	1:08.907	39.778	233.8	18:57.144	6	1	2:32.518	43.833	1:08.907	39.778	233.8	18:57.144	
<b>109</b>		<b>Topper Team</b>					Porsche 997 Cup GT					1. Dirk SCHULZ				
1	1	3:41.183	59.596	1:31.292	1:10.295	198.2	3:41.183	1	1	3:41.183	59.596	1:31.292	1:10.295	198.2	3:41.183	
2	1	3:56.813	1:12.488	1:30.452	1:13.873	121.1	7:37.996	2	1	3:56.813	1:12.488	1:30.452	1:13.873	121.1	7:37.996	
3	1	3:53.637	1:17.735	1:39.010	56.892	126.9	11:31.633	3	1	3:53.637	1:17.735	1:39.010	56.892	126.9	11:31.633	
4	1	2:44.653	45.286	1:17.373	<b>41.994</b>	215.6	14:16.286	4	1	2:44.653	45.286	1:17.373	<b>41.994</b>	215.6	14:16.286	
5	1	2:43.214	44.922	1:14.895	43.397	220.9	16:59.500	5	1	2:43.214	44.922	1:14.895	43.397	220.9	16:59.500	
6	1	<b>2:42.513</b>	44.986	<b>1:14.378</b>	43.149	214.3	19:42.013	6	1	<b>2:42.513</b>	44.986	<b>1:14.378</b>	43.149	214.3	19:42.013	
7	1	2:45.134	45.132	1:14.815	45.187	220.4	22:27.147	7	1	2:45.134	45.132	1:14.815	45.187	220.4	22:27.147	
8	1	2:59.458 B	46.455	1:19.101	53.902	200.4	25:26.605	8	1	2:59.458 B	46.455	1:19.101	53.902	200.4	25:26.605	
9	1	4:19.473	2:17.595	1:17.703	44.175	210.5	29:46.078	9	1	4:19.473	2:17.595	1:17.703	44.175	210.5	29:46.078	
10	1	2:44.450	45.910	1:15.975	42.565	213.9	32:30.528	10	1	2:44.450	45.910	1:15.975	42.565	213.9	32:30.528	
11	1	2:46.804	45.074	1:17.194	44.536	213.9	35:17.332	11	1	2:46.804	45.074	1:17.194	44.536	213.9	35:17.332	
12	1	2:48.218	46.536	1:17.179	44.503	196.4	38:05.550	12	1	2:48.218	46.536	1:17.179	44.503	196.4	38:05.550	
13	1	2:44.500	45.512	1:15.0												



# SUPERCAR CHALLENGE + GT&PROTO

## SPA RACING FESTIVAL

### RACE 1

### Sector Analysis

Personal Best							Session Best							B Crossing the finish line in pit lane											
Lap	D	Time	Sector 1	Sector 2	Sector 3	T. Spd	Elapsed	Lap	D	Time	Sector 1	Sector 2	Sector 3	T. Spd	Elapsed	Lap	D	Time	Sector 1	Sector 2	Sector 3	T. Spd	Elapsed		
7	1	2:36.983	B	43.473	1:08.542	44.968	235.8	21:34.127	11	1	2:30.166	40.732	1:10.385	39.049	271.4	32:34.049									
8	1	3:44.299		1:56.832	1:08.384	39.083	228.8	25:18.426	12	1	2:30.051	41.462	1:09.387	39.202	252.9	35:04.100									
9	1	2:28.734		42.533	1:06.802	39.399	240.5	27:47.160	13	1	2:31.285	40.682	1:10.334	40.269	272.7	37:35.385									
10	1	2:30.356		42.444	1:08.150	39.762	240.5	30:17.516	14	1	2:31.048	41.146	1:09.609	40.293	272.7	40:06.433									
11	1	2:31.218		45.319	1:06.946	38.953	233.8	32:48.734	15	1	2:31.130	41.922	1:09.644	39.564	269.3	42:37.563									
12	1	2:30.678		42.234	1:08.446	39.998	242.2	35:19.412	16	1	2:31.455	41.201	1:10.237	40.017	248.8	45:09.018									
13	1	2:30.862		44.328	1:07.605	38.929	232.3	37:50.274	17	1	2:31.271	41.052	1:10.885	39.334	270.0	47:40.289									
14	1	2:31.000		42.092	1:09.010	39.898	246.6	40:21.274	18	1	2:30.704	41.057	1:10.327	39.320	244.3	50:10.993									
15	1	2:31.564		42.252	1:09.917	39.395	241.6	42:52.838	19	1	2:30.867	41.503	1:10.126	39.238	258.4	52:41.860									
16	1	2:28.213		42.213	1:07.403	38.597	243.2	45:21.051	20	1	2:31.058	40.847	1:11.218	38.993	260.9	55:12.918									
17	1	2:31.897		43.281	1:08.470	40.146	240.5	47:52.948	21	1	2:32.348	40.679	1:11.371	40.298	271.4	57:45.266									
18	1	2:29.175		42.381	1:07.706	39.088	246.0	50:22.123	22	1	2:32.173	41.229	1:11.452	39.492	272.7	1:00:17.439									
19	1	2:29.811		42.235	1:08.255	39.321	243.2	52:51.934	23	1	2:30.310	40.943	1:09.930	39.437	272.7	1:02:47.749									
20	1	2:28.257		42.581	1:06.775	38.901	239.5	55:20.191	24	1	2:32.592	41.261	1:10.849	40.482	249.4	1:05:20.341									
21	1	2:30.381		42.247	1:08.650	39.484	243.8	57:50.572																	
22	1	2:31.304		42.458	1:08.439	40.407	246.0	1:00:21.876																	
23	1	2:28.188		42.203	1:06.859	39.126	242.2	1:02:50.064																	
24	1	2:31.359		42.899	1:08.770	39.690	237.9	1:05:21.423																	


  

Certainty Racing							Porsche 991 GT3 Cup																		
1. Floris DULLAART							GT																		
2. Niels LANGEVELD																									
1	1	3:45.671		1:03.693	1:30.950	1:11.028	215.6	3:45.671	1	1	3:24.582	49.282	1:24.146	1:11.154	220.9	3:24.582									
2	1	3:56.669		1:12.853	1:29.213	1:14.603	110.9	7:42.340	2	1	3:53.654	1:10.108	1:32.192	1:11.354	123.4	7:18.236									
3	1	3:52.695		1:18.616	1:37.488	56.591	120.8	11:35.035	3	1	3:52.155	1:18.730	1:42.223	51.202	125.4	11:10.391									
4	1	2:34.611		43.615	1:11.550	39.446	205.7	14:09.646	4	1	2:33.535	43.405	1:10.421	39.709	255.3	13:43.926									
5	1	2:32.416		42.464	1:11.104	38.848	220.9	16:42.062	5	1	2:30.384	42.005	1:08.815	39.564	254.1	16:14.310									
6	1	2:52.300		42.965	1:09.392	59.943	242.2	19:34.362	6	1	2:32.778	42.501	1:10.339	39.938	250.0	18:47.088									
7	1	2:33.032		43.343	1:09.848	39.841	241.6	22:07.394	7	1	2:34.093	42.610	1:11.547	39.936	253.5	21:21.181									
8	1	2:34.098		43.002	1:11.082	40.014	234.3	24:41.492	8	1	2:34.956	42.349	1:12.133	40.474	252.9	23:56.137									
9	1	2:41.297	B	43.544	1:11.271	46.482	236.3	27:22.789	9	1	2:34.438	42.135	1:12.096	40.207	242.2	26:30.575									
10	1	4:21.937		2:33.825	1:08.708	39.404	250.6	31:44.726	10	1	2:40.589	B	44.555	1:10.010	46.024	246.0	29:11.164								
11	1	2:28.501		41.585	1:07.885	39.031	257.8	34:13.227	11	1	3:45.153	1:55.208	1:10.889	39.056	231.3	32:56.317									
12	1	2:28.923		41.550	1:07.632	39.741	258.4	36:42.150	12	1	2:30.792	41.831	1:09.261	39.700	252.3	35:27.109									
13	1	2:28.364		41.663	1:08.074	38.627	254.7	39:10.514	13	1	2:36.012	44.520	1:09.547	41.945	250.0	38:03.121									
14	1	2:30.526		41.453	1:09.748	39.325	260.2	41:41.040	14	1	2:35.909	41.785	1:13.843	40.281	257.1	40:39.030									
15	1	2:28.956		41.355	1:08.303	39.298	257.8	44:09.996	15	1	2:33.053	42.757	1:10.151	40.145	252.3	43:12.083									
16	1	2:28.050		41.442	1:08.096	38.512	259.6	46:38.046	16	1	2:32.068	42.265	1:10.060	39.743	256.5	45:44.151									
17	1	2:32.868		42.874	1:09.828	40.166	254.7	49:10.914	17	1	2:32.362	41.769	1:09.517	41.076	259.0	48:16.513									
18	1	2:30.392		41.833	1:09.513	39.046	246.6	51:41.306	18	1	2:57.511	B	47.022	1:16.316	54.173	244.9	51:14.024								
19	1	2:29.038		41.555	1:08.594	38.889	259.0	54:10.344																	
20	1	2:29.302		41.301	1:09.127	38.874	259.0	56:39.646																	
21	1	2:29.839		41.680	1:09.177	38.982	230.3	59:09.485																	
22	1	2:28.906		41.489	1:08.456	38.961	258.4	1:01:38.391																	
23	1	2:30.791		41.325	1:10.011	39.455	256.5	1:04:09.182																	

JJ Racing							Porsche 997 Cup																	
1. Jos JANSEN							GT																	
1	1	3:24.582		49.282	1:24.146	1:11.154	220.9	3:24.582	1	1	3:24.582	49.282	1:24.146	1:11.154	220.9	3:24.582								
2	1	3:53.654		1:10.108	1:32.192	1:11.354	123.4	7:18.236	2	1	3:52.155	1:18.730	1:42.223	51.202	125.4	11:10.391								
3	1	3:52.155		1:18.730	1:42.223	51.202	125.4	11:10.391	3	1	2:33.535	43.405	1:10.421	39.709	255.3	13:43.926								
4	1	2:33.535		43.405	1:10.421	39.709	255.3	13:43.926	4	1	2:30.384	42.005	1:08.815	39.564	254.1	16:14.310								
5	1	2:30.384		42.005	1:08.815	39.564	254.1	16:14.310	5	1	2:32.778	42.501	1:10.339	39.938	250.0	18:47.088								
6	1	2:32.778		42.501	1:10.339	39.938	250.0	18:47.088	6	1	2:34.093	42.610	1:11.547	39.936	253.5	21:21.181								
7	1	2:34.093		42.610	1:11.547	39.936	253.5	21:21.181	7	1	2:34.956	42.349	1:12.133	40.474	252.9	23:56.137								
8	1	2:34.956		42.349	1:12.133	40.474	252.9	23:56.137	8	1	2:34.438	42.135	1:12.096	40.207	242.2	26:30.575								
9	1	2:34.438		42.135	1:12.096	40.207	242.2	26:30.575	9	1	2:40.589	B	44.555	1:10.010	46.024	246.0	29:11.164							
10	1	2:40.589	B	44.555	1:10.010	46.024	246.0	29:11.164	10	1	3:45.153	1:55.208	1:10.889	39.056	231.3	32:56.317								
11	1	3:45.153		1:55.208	1:10.889	39.056	231.3	32:56.317	11	1	2:30.792	41.831	1:09.261	39.700	252.3	35:27.109								
12	1	2:30.792		41.831	1:09.261	39.700	252.3	35:27.109	12	1	2:36.012	44.520	1:09.547	41.945	250.0	38:03.121								
13	1	2:36.012		44.520	1:09.547	41.945	250.0	38:03.121	13	1	2:35.909	41.785	1:13.843	40.281	257.1	40:39.030								
14	1	2:35.909		41.785	1:13.843	40.281	257.1	40:39.030	14	1	2:33.053	42.757	1:10.151	40.145	252.3	43:12.083								
15	1	2:33.053		42.757	1:10.151	40.145	252.3	43:12.083	15	1	2:32.068	42.265	1:10.060	39.743	256.5	45:44.151								
16	1	2:32.068		42.265	1:10.060	39.7																		





# SUPERCAR CHALLENGE + GT&PROTO

## SPA RACING FESTIVAL

### RACE 1

## Sector Analysis

■ Personal Best ■ Session Best B Crossing the finish line in pit lane

Lap	D	Time	Sector 1	Sector 2	Sector 3	T. Spd	Elapsed	Lap	D	Time	Sector 1	Sector 2	Sector 3	T. Spd	Elapsed
20	1	2:35.690	42.749	1:12.861	40.080	256.5	55:39.850	3	1	3:48.316	1:16.017	1:42.198	50.101	117.0	11:12.024
21	1	2:33.881	42.195	1:11.025	40.661	253.5	58:13.731	4	1	2:33.778	42.983	1:11.172	39.623	248.3	13:45.802
22	1	2:36.401	42.179	1:13.747	40.475	257.8	1:00:50.132	5	1	2:32.045	42.633	1:09.902	39.510	235.3	16:17.847
23	1	2:33.168	42.526	1:11.031	39.611	255.9	1:03:23.300	6	1	2:31.344	42.588	1:09.215	39.541	248.3	18:49.191
24	1	2:33.173	42.184	1:10.826	40.163	258.4	1:05:56.473	7	1	2:32.462	42.272	1:09.965	40.225	251.2	21:21.653

**181** Go Motorsports by DVB  
1.Cengiz OGUZHAN  
Porsche 991 GT3 Cup  
GT

1	1	3:29.367	52.099	1:25.668	1:11.600	233.8	3:29.367
2	1	3:55.904	1:09.358	1:31.975	1:14.571	155.4	7:25.271
3	1	3:49.009	1:17.141	1:41.465	50.403	95.6	11:14.280
4	1	2:34.798	43.423	1:11.349	40.026	243.8	13:49.078
5	1	2:32.783	42.718	1:10.138	39.927	252.9	16:21.861
6	1	2:32.868	42.896	1:10.335	39.637	252.3	18:54.729
7	1	2:32.546	42.869	1:10.279	39.398	256.5	21:27.275
8	1	2:35.055	42.795	1:11.164	41.096	251.2	24:02.330
9	1	2:43.543	43.383	1:12.017	48.143	254.1	26:45.873
10	1	4:00.860	2:07.800	1:11.375	41.685	250.6	30:46.733
11	1	2:35.887	45.046	1:10.935	39.906	201.1	33:22.620
12	1	2:35.228	43.176	1:12.423	39.629	240.5	35:57.848
13	1	2:36.370	43.663	1:11.489	41.218	218.6	38:34.218
14	1	2:38.055	44.262	1:12.989	40.804	249.4	41:12.273
15	1	2:35.353	42.909	1:12.580	39.864	256.5	43:47.626
16	1	2:34.033	42.977	1:10.932	40.124	250.0	46:21.659
17	1	2:37.966	42.630	1:13.208	42.128	236.8	48:59.625
18	1	2:36.906	43.744	1:11.719	41.443	246.6	51:36.531
19	1	2:34.824	42.891	1:11.317	40.616	254.1	54:11.355
20	1	2:35.835	43.215	1:12.054	40.566	243.2	56:47.190
21	1	2:36.217	43.115	1:12.078	41.024	251.2	59:23.407
22	1	2:37.371	43.084	1:13.650	40.637	252.9	1:02:00.778
23	1	2:39.292	43.589	1:13.372	42.331	249.4	1:04:40.070

**182** DVB Racing bvba  
1.Koen WAUTERS  
2.Kris WAUTERS  
Porsche 991 GT3 Cup  
GT

1	1	3:16.944	47.363	1:20.862	1:08.719	252.9	3:16.944
2	1	3:55.700	1:09.644	1:34.467	1:11.589	133.7	7:12.644
3	1	3:52.759	1:15.943	1:44.962	51.854	120.9	11:05.403
4	1	2:29.255	42.377	1:08.681	38.197	241.1	13:34.658
5	1	2:30.622	42.241	1:09.632	38.749	260.9	16:05.280
6	1	2:29.677	42.256	1:08.866	38.555	257.8	18:34.957
7	1	2:28.738	42.051	1:08.036	38.651	257.1	21:03.695
8	1	2:29.473	41.862	1:09.119	38.492	262.8	23:33.168
9	1	2:31.366	42.999	1:09.045	39.322	257.1	26:04.534
10	1	2:37.818	42.891	1:08.572	46.355	257.8	28:42.352
11	1	3:57.917	2:05.062	1:11.569	41.286	241.6	32:40.269
12	1	2:34.384	43.300	1:10.028	41.056	240.5	35:14.653
13	1	2:31.575	42.352	1:09.357	39.866	249.4	37:46.228
14	1	2:30.717	42.250	1:09.450	39.017	255.9	40:16.945
15	1	2:31.682	41.838	1:10.192	39.652	250.6	42:48.627
16	1	2:32.005	43.338	1:09.374	39.293	243.2	45:20.632
17	1	4:04.914	42.077	1:09.841	2:12.996	253.5	49:25.546
18	1	3:25.474	45.965	1:34.400	1:05.109	240.0	52:51.020

**186** Speedlover  
1.Willem MEULDERS  
2.Rik RENMANS  
Porsche 991 GT3 Cup  
GT

1	1	3:27.846	50.110	1:25.455	1:12.281	229.3	3:27.846
2	1	3:55.862	1:08.985	1:32.103	1:14.774	139.0	7:23.708


8	1	2:33.582	42.537	1:11.167	39.878	251.2	23:55.235
9	1	2:43.512	42.615	1:11.099	49.798	244.9	26:38.747
10	1	4:31.787	2:38.298	1:12.678	40.811	203.4	31:10.534
11	1	2:36.001	43.953	1:11.124	40.924	207.3	33:46.535
12	1	2:36.648	43.650	1:11.781	41.217	239.5	36:23.183
13	1	2:35.653	43.714	1:10.838	41.101	229.8	38:58.836
14	1	2:36.541	44.233	1:10.826	41.482	229.8	41:35.377
15	1	2:35.137	43.763	1:10.650	40.724	233.3	44:10.514
16	1	2:36.286	43.078	1:12.678	40.530	223.6	46:46.800
17	1	2:35.944	43.235	1:10.993	41.716	237.9	49:22.744
18	1	2:35.816	43.582	1:10.991	41.243	232.3	51:58.560
19	1	2:37.051	43.563	1:12.245	41.243	236.8	54:35.611
20	1	2:42.154	44.654	1:14.429	43.071	220.0	57:17.765
21	1	2:40.858	44.179	1:13.846	42.833	214.3	59:58.623
22	1	2:36.584	43.357	1:11.950	41.277	224.5	1:02:35.207
23	1	2:38.002	43.526	1:12.982	41.494	222.7	1:05:13.209

**188** Speedlover  
1.John DE WILDE  
Porsche 991 GT3 Cup  
GT

1	1	3:28.692	51.611	1:25.341	1:11.740	231.8	3:28.692
2	1	3:55.802	1:09.495	1:31.891	1:14.416	138.3	7:24.494
3	1	3:49.032	1:17.260	1:41.449	50.323	101.3	11:13.526
4	1	2:31.863	42.345	1:09.958	39.560	250.6	13:45.389
5	1	2:30.058	42.325	1:08.894	38.839	257.1	16:15.447
6	1	2:30.241	42.042	1:09.162	39.037	251.7	18:45.688
7	1	2:29.169	42.091	1:08.263	38.815	255.3	21:14.857
8	1	2:29.737	41.811	1:08.430	39.496	257.1	23:44.594
9	1	2:31.493	41.928	1:09.877	39.688	255.3	26:16.087
10	1	2:37.075	42.127	1:09.525	45.423	231.3	28:53.162
11	1	4:00.928	2:11.840	1:09.619	39.469	230.3	32:54.090
12	1	2:30.070	41.921	1:08.961	39.188	252.9	35:24.160
13	1	2:30.584	42.115	1:09.360	39.109	254.7	37:54.744
14	1	2:33.210	44.068	1:09.847	39.295	245.5	40:27.954
15	1	2:31.181	42.157	1:09.624	39.400	252.3	42:59.135
16	1	2:33.450	42.104	1:10.970	40.376	257.8	45:32.585
17	1	2:58.385	42.048	1:09.358	1:06.979	253.5	48:30.970
18	1	2:33.129	43.546	1:09.693	39.890	248.3	51:04.099
19	1	2:36.285	44.498	1:12.089	39.698	243.8	53:40.384
20	1	2:32.131	43.314	1:09.563	39.254	246.6	56:12.515
21	1	2:32.705	43.469	1:09.844	39.392	251.2	58:45.220
22	1	2:35.829	41.834	1:12.239	41.756	257.8	1:01:21.049
23	1	2:37.437	44.087	1:10.692	42.658	251.7	1:03:58.486

**189** Race Art  
1.R. GROUWELS  
Porsche 991 Gen II  
GT

1	1	3:14.361	46.095	1:19.529	1:08.737	253.5	3:14.361
2	1	3:56.115	1:10.109	1:34.238	1:11.768	138.1	7:10.476
3	1	3:53.273	1:15.607	1:45.160	52.506	130.3	11:03.749
4	1	2:30.349	42.050	1:09.080	39.219	256.5	13:34.098
5	1	2:29.487	41.617	1:09.078	38.792	254.1	16:03.585
6	1	2:30.353	41.534	1:10.192	38.627	257.8	18:33.938
7	1	2:29.329	41.461	1:08.928	38.940	250.0	21:03.267



# SUPERCAR CHALLENGE + GT&PROTO

## SPA RACING FESTIVAL

### RACE 1

### Sector Analysis

■ Personal Best ■ Session Best B Crossing the finish line in pit lane

Lap	D	Time	Sector 1	Sector 2	Sector 3	T. Spd	Elapsed	Lap	D	Time	Sector 1	Sector 2	Sector 3	T. Spd	Elapsed
8	1	2:30.828	41.705	1:09.934	39.189	253.5	23:34.095	11	1	2:31.946	45.658	1:07.473	38.815	232.8	32:49.372
9	1	2:40.901 B	44.417	1:10.403	46.081	244.3	26:14.996	12	1	2:30.165	42.406	1:07.800	39.959	240.5	35:19.537
10	1	4:01.963	2:12.002	1:09.859	40.102	251.7	30:16.959	13	1	2:29.788	44.208	1:06.879	38.701	233.3	37:49.325
11	1	2:30.833	41.528	1:09.681	39.624	251.2	32:47.792	14	1	2:31.989	42.490	1:08.612	40.887	247.7	40:21.314
12	1	2:31.228	41.528	1:09.819	39.881	258.4	35:19.020	15	1	2:33.754	44.303	1:09.185	40.266	225.9	42:55.068
13	1	2:30.673	41.708	1:09.631	39.334	252.3	37:49.693	16	1	2:31.184	43.863	1:07.794	39.527	231.8	45:26.252
14	1	2:32.397	41.713	1:10.731	39.953	227.4	40:22.090	17	1	2:32.081	43.275	1:09.148	39.658	235.3	47:58.333
15	1	2:32.311	41.688	1:10.556	40.067	229.8	42:54.401	18	1	2:32.090	43.890	1:08.845	39.355	232.8	50:30.423
16	1	2:30.736	42.641	1:08.940	39.155	259.6	45:25.137	19	1	2:34.923	44.139	1:10.544	40.240	233.8	53:05.346
17	1	2:35.263	43.123	1:12.211	39.929	242.7	48:00.400	20	1	2:32.952	43.551	1:10.198	39.203	238.9	55:38.298
18	1	2:31.570	42.196	1:10.177	39.197	239.5	50:31.970	21	1	2:33.964	42.967	1:10.356	40.641	238.4	58:12.262
19	1	2:33.554	41.651	1:11.523	40.380	257.8	53:05.524	22	1	2:34.616	43.073	1:12.281	39.262	235.8	1:00:46.878
20	1	2:31.911	41.772	1:10.525	39.614	252.3	55:37.435	23	1	2:32.819	43.705	1:09.597	39.517	236.3	1:03:19.697
21	1	2:35.714	41.655	1:12.924	41.135	255.9	58:13.149	24	1	2:30.660	42.913	1:08.480	39.267	242.7	1:05:50.357
22	1	2:36.058	42.419	1:13.603	40.036	237.4	1:00:49.207								
23	1	2:32.003	41.524	1:10.226	40.253	235.8	1:03:21.210								
24	1	2:31.699	41.749	1:10.129	39.821	247.1	1:05:52.909								

**190** Race Art  
1. E. GROUWELS  
Porsche 991 Gen II  
GT

1	1	3:23.280	48.392	1:24.141	1:10.747	219.5	3:23.280
2	1	3:53.821	1:10.767	1:32.224	1:10.830	128.6	7:17.101
3	1	3:52.662	1:18.660	1:43.042	50.960	118.7	11:09.763
4	1	2:30.721	42.405	1:09.465	38.851	240.0	13:40.484
5	1	2:29.737	41.494	1:09.084	39.159	247.7	16:10.221
6	1	2:30.179	41.575	1:09.690	38.914	251.2	18:40.400
7	1	2:30.393	41.789	1:09.225	39.379	252.9	21:10.793
8	1	2:40.262 B	42.275	1:09.995	47.992	248.3	23:51.055
9	1	3:45.675	1:55.012	1:10.595	40.068	247.1	27:36.730
10	1	2:32.861	43.178	1:10.306	39.377	238.9	30:09.591
11	1	2:31.669	41.788	1:10.563	39.318	227.8	32:41.260
12	1	2:33.036	41.779	1:09.922	41.335	251.2	35:14.296
13	1	2:30.002	41.607	1:09.036	39.359	254.7	37:44.298
14	1	2:31.867	42.503	1:09.947	39.417	248.8	40:16.165
15	1	2:32.559	41.606	1:11.695	39.258	252.3	42:48.724
16	1	2:32.945	43.375	1:09.988	39.582	246.0	45:21.669
17	1	2:32.204	43.100	1:09.829	39.275	234.8	47:53.873
18	1	2:33.242	42.165	1:10.851	40.226	240.0	50:27.115
19	1	2:32.802	41.735	1:10.333	40.734	252.3	52:59.917
20	1	2:33.699	43.371	1:10.910	39.418	248.8	55:33.616
21	1	2:32.840	41.910	1:11.023	39.907	254.7	58:06.456
22	1	2:33.919	42.684	1:11.021	40.214	249.4	1:00:40.375
23	1	2:33.043	41.978	1:11.303	39.762	251.7	1:03:13.418
24	1	2:34.172	42.100	1:11.989	40.083	241.1	1:05:47.590

**199** JR Motorsport  
1. Michael VERHAGEN  
2. Willem MEIJER  
BMW M4 Silhouette 3.2  
GT

1	1	3:14.940	46.800	1:19.925	1:08.215	237.4	3:14.940
2	1	3:56.318	1:10.186	1:34.112	1:12.020	128.9	7:11.258
3	1	3:52.974	1:15.491	1:44.893	52.590	111.9	11:04.232
4	1	2:29.852	43.356	1:07.654	38.842	237.4	13:34.084
5	1	2:30.332	42.878	1:08.262	39.192	237.9	16:04.416
6	1	2:30.493	43.096	1:08.009	39.388	236.3	18:34.909
7	1	2:37.356 B	42.967	1:07.793	46.596	240.5	21:12.265
8	1	4:02.546	2:01.017	1:08.354	53.175	235.8	25:14.811
9	1	2:29.717	43.042	1:07.666	39.009	238.4	27:44.528
10	1	2:32.898	43.460	1:09.206	40.232	237.4	30:17.426


**201** Febo Racing Team  
1. Dennis DE BORST  
2. Stan VAN OORD  
Leon Cupra TCR  
SS1

1	1	3:30.168	53.007	1:25.740	1:11.421	225.0	3:30.168
2	1	3:56.035	1:09.821	1:31.989	1:14.225	140.3	7:26.203
3	1	3:49.444	1:17.307	1:41.270	50.867	101.9	11:15.647
4	1	2:35.218	44.526	1:10.159	40.533	237.4	13:50.865
5	1	2:35.434	44.553	1:10.017	40.864	236.8	16:26.299
6	1	2:35.169	44.675	1:09.919	40.575	235.8	19:01.468
7	1	2:34.825	44.438	1:09.921	40.466	235.8	21:36.293
8	1	2:37.518	44.265	1:11.212	42.041	235.3	24:13.811
9	1	2:36.617	44.744	1:11.132	40.741	233.3	26:50.428
10	1	2:36.295	44.910	1:10.444	40.941	234.3	29:26.723
11	1	2:43.686 B	45.469	1:10.575	47.642	228.8	32:10.409
12	1	4:20.128	2:29.339	1:10.447	40.342	235.8	36:30.537
13	1	2:35.874	45.289	1:10.356	40.229	234.3	39:06.411
14	1	2:36.444	44.136	1:11.438	40.870	239.5	41:42.855
15	1	2:36.241	44.513	1:11.237	40.491	241.6	44:19.096
16	1	2:35.099	43.670	1:10.491	40.938	241.1	46:54.195
17	1	2:34.983	43.700	1:10.448	40.835	242.7	49:29.178
18	1	2:39.046	44.300	1:14.234	40.512	240.0	52:08.224
19	1	2:36.581	44.693	1:11.328	40.560	240.0	54:44.805
20	1	2:35.122	43.708	1:10.962	40.452	243.8	57:19.927
21	1	2:41.874	45.220	1:14.573	42.081	217.7	1:00:01.801
22	1	2:39.196	43.984	1:13.425	41.787	237.4	1:02:40.997
23	1	2:37.726	44.029	1:11.442	42.255	243.2	1:05:18.723

**202** Ferry Monster Autosport  
1. René STEENMETZ  
Leon Cupra TCR  
SS1

1	1	3:31.201	54.774	1:24.926	1:11.501	234.3	3:31.201
2	1	3:55.876	1:10.352	1:30.851	1:14.673	133.5	7:27.077
3	1	3:48.981	1:16.968	1:41.242	50.771	102.8	11:16.058
4	1	2:36.294	44.986	1:10.591	40.717	238.4	13:52.352
5	1	2:35.647	44.839	1:10.384	40.424	241.1	16:27.999
6	1	2:36.246	45.154	1:10.389	40.703	242.2	19:04.245
7	1	2:34.846	44.387	1:10.069	40.390	240.0	21:39.091
8	1	2:37.422	43.987	1:12.344	41.091	237.9	24:16.513
9	1	2:35.932	44.556	1:10.955	40.421	240.5	26:52.445
10	1	2:34.808	44.025	1:10.134	40.649	238.4	29:27.253
11	1	2:37.143	45.093	1:11.252	40.798	224.5	32:04.396
12	1	2:42.474 B	44.196	1:10.878	47.400	236.3	34:46.870
13	1	3:50.915	1:54.601	1:15.607	40.707	213.4	38:37.785
14	1	2:36.742	44.042	1:11.446	41.254	238.9	41:14.527





# SUPERCAR CHALLENGE + GT&PROTO

## SPA RACING FESTIVAL

### RACE 1

## Sector Analysis

■ Personal Best ■ Session Best B Crossing the finish line in pit lane

Lap	D	Time	Sector 1	Sector 2	Sector 3	T. Spd	Elapsed	Lap	D	Time	Sector 1	Sector 2	Sector 3	T. Spd	Elapsed
15	1	2:35.757	44.161	1:10.647	40.949	241.1	43:50.284	20	1	2:49.832	46.926	1:18.607	44.299	209.7	58:39.254
16	1	2:36.073	44.624	1:10.789	40.660	238.4	46:26.357	21	1	2:45.411	45.376	1:15.887	44.148	234.8	1:01:24.665
17	1	2:37.331	44.268	1:11.127	41.936	241.6	49:03.688	22	1	2:43.291	47.063	1:14.077	42.151	233.3	1:04:07.956
18	1	2:37.384	44.766	1:11.655	40.963	237.4	51:41.072								
19	1	2:43.032 B	44.810	1:11.103	47.119	238.9	54:24.104								
20	1	2:48.384	55.567	1:11.831	40.986	233.8	57:12.488								
21	1	2:35.393	<b>43.641</b>	1:10.755	40.997	246.6	59:47.881								
22	1	2:36.225	44.201	1:10.937	41.087	228.8	1:02:24.106								
23	1	2:35.879	44.000	1:11.018	40.861	236.3	1:04:59.985								

### 203 Ferry Monster Autosport

1. Stephan POLDERMAN Leon Cupra TCR SS1

1	1	3:37.060	56.963	1:28.273	1:11.824	213.9	3:37.060
2	1	3:55.751	1:10.407	1:30.095	1:15.249	88.7	7:32.811
3	1	3:50.311	1:16.883	1:40.587	52.841	127.8	11:23.122
4	1	2:38.751	45.360	1:11.445	41.946	224.1	14:01.873
5	1	2:39.457	45.165	1:12.735	41.557	232.8	16:41.330
6	1	2:37.326	45.221	1:11.143	40.962	236.8	19:18.656
7	1	<b>2:36.311</b>	44.930	<b>1:10.124</b>	41.257	234.3	21:54.967
8	1	2:36.473	44.855	1:10.272	41.346	236.3	24:31.440
9	1	2:36.436	44.547	1:10.808	41.081	236.8	27:07.876
10	1	2:36.962	<b>44.399</b>	1:10.804	41.759	237.4	29:44.838
11	1	2:36.687	45.150	1:10.610	<b>40.927</b>	231.8	32:21.525
12	1	2:43.975 B	44.974	1:11.237	47.764	226.4	35:05.500
13	1	4:07.004	2:14.320	1:11.113	41.571	234.8	39:12.504
14	1	2:37.882	44.632	1:11.438	41.812	238.9	41:50.386
15	1	2:38.749	45.025	1:12.161	41.563	237.4	44:29.135
16	1	2:37.966	44.692	1:11.964	41.310	220.4	47:07.101
17	1	2:39.640	44.974	1:13.262	41.404	230.3	49:46.741
18	1	2:43.090	45.209	1:15.070	42.811	237.4	52:29.831
19	1	2:39.630	45.167	1:12.692	41.771	226.4	55:09.461
20	1	2:40.388	44.560	1:13.784	42.044	236.3	57:49.849
21	1	2:40.323	45.239	1:12.907	42.177	236.8	1:00:30.172
22	1	2:40.796	44.883	1:13.705	42.208	219.5	1:03:10.968
23	1	2:40.658	45.007	1:12.581	43.070	219.5	1:05:51.626

### 208 JR Motorsport

1. Ted VAN VLIET BMW E92 V8 SS1

1	1	3:38.767	58.857	1:27.959	1:11.951	199.3	3:38.767
2	1	3:55.366	1:10.870	1:29.415	1:15.081	124.7	7:34.133
3	1	3:50.833	1:17.323	1:40.307	53.203	130.9	11:24.966
4	1	2:40.388	45.681	1:12.712	41.995	234.3	14:05.354
5	1	2:41.752	45.352	1:14.342	42.058	237.4	16:47.106
6	1	2:41.552	45.386	1:13.334	42.832	236.3	19:28.658
7	1	2:40.626	45.584	1:12.635	42.407	236.8	22:09.284
8	1	2:41.497	45.187	1:14.312	41.998	238.4	24:50.781
9	1	2:43.736	45.858	1:14.084	43.794	235.3	27:34.517
10	1	2:44.431	46.606	1:14.271	43.554	233.8	30:18.948
11	1	2:48.494 B	45.424	1:13.968	49.102	229.8	33:07.442
12	1	3:53.925	2:00.110	1:12.309	<b>41.506</b>	233.3	37:01.367
13	1	<b>2:39.146</b>	45.197	<b>1:11.935</b>	42.014	237.4	39:40.513
14	1	2:40.249	<b>44.839</b>	1:13.479	41.931	230.3	42:20.762
15	1	2:41.008	46.186	1:12.406	42.416	236.8	45:01.770
16	1	2:43.516	46.466	1:14.541	42.509	235.3	47:45.286
17	1	2:40.205	45.317	1:11.989	42.899	236.8	50:25.491
18	1	2:42.721	45.650	1:15.190	41.881	238.9	53:08.212
19	1	2:41.210	45.639	1:12.611	42.960	238.9	55:49.422

### 212 Prime Racing


1. Jean-Pierre LEQUEUX GINETTA Nissan G57 LMP3  
2. Jean Marc UEBERECKEN

1	1	3:25.379	48.887	1:25.004	1:11.488	211.4	3:25.379
2	1	3:54.208	1:10.149	1:32.210	1:11.849	115.5	7:19.587
3	1	3:51.250	1:18.391	1:41.960	50.899	117.5	11:10.837
4	1	2:26.825	41.403	1:07.025	38.397	262.8	13:37.662
5	1	2:27.110	40.237	1:08.896	37.977	240.5	16:04.772
6	1	2:25.667	40.661	1:06.864	38.142	251.7	18:30.439
7	1	2:24.215	40.040	1:07.382	36.793	247.1	20:54.654
8	1	2:25.999	39.866	1:08.213	37.920	251.7	23:20.653
9	1	2:27.622	41.278	1:09.567	<b>36.777</b>	247.1	25:48.275
10	1	2:34.987 B	41.618	1:08.993	44.376	203.4	28:23.262
11	1	3:49.400	2:03.512	1:07.319	38.569	251.7	32:12.662
12	1	2:25.120	39.930	1:07.187	38.003	229.3	34:37.782
13	1	<b>2:22.384</b>	40.600	<b>1:04.788</b>	36.996	265.4	37:00.166
14	1	2:24.710	39.621	1:06.777	38.312	266.0	39:24.876
15	1	2:25.366	39.864	1:06.964	38.538	261.5	41:50.242
16	1	2:26.366	40.837	1:07.848	37.681	246.0	44:16.608
17	1	2:26.158	39.818	1:09.321	37.019	259.6	46:42.766
18	1	2:25.355	<b>39.518</b>	1:06.692	39.145	265.4	49:08.121
19	1	2:27.291	41.669	1:07.577	38.045	254.7	51:35.412
20	1	2:23.421	39.948	1:05.275	38.198	269.3	53:58.833
21	1	2:27.763	40.531	1:08.914	38.318	257.8	56:26.596
22	1	2:23.836	39.554	1:06.337	37.945	267.3	58:50.432
23	1	2:30.103	40.915	1:09.428	39.760	248.3	1:01:20.535
24	1	2:27.043	40.373	1:08.548	38.122	250.0	1:03:47.578

### 213 EDEKA Aschoff Racing

1. Max ASCHOFF GINETTA Nissan G58 LMP3

1	1	3:09.731	42.190	1:18.711	1:08.830	264.7	3:09.731
2	1	3:54.884	1:06.711	1:37.449	1:10.724	145.0	7:04.615
3	1	3:54.487	1:13.097	1:47.772	53.618	123.9	10:59.102
4	1	2:21.169	40.412	1:04.924	35.833	269.3	13:20.271
5	1	<b>2:19.055</b>	39.532	1:03.725	<b>35.798</b>	267.3	15:39.326
6	1	2:19.364	<b>39.491</b>	<b>1:03.031</b>	36.842	270.7	17:58.690
7	1	2:22.783	41.700	1:04.752	36.331	264.1	20:21.473
8	1	2:22.016	39.838	1:05.283	36.895	244.3	22:43.489
9	1	2:31.617 B	40.869	1:07.552	43.196	268.7	25:15.106
10	1	3:57.201	2:14.218	1:05.907	37.076	266.7	29:12.307
11	1	2:23.344	40.257	1:05.873	37.214	266.7	31:35.651
12	1	2:23.534	40.295	1:05.839	37.400	262.8	33:59.185
13	1	2:22.931	39.989	1:05.161	37.781	270.0	36:22.116
14	1	2:21.319	39.768	1:04.617	36.934	272.7	38:43.435
15	1	2:23.206	39.642	1:06.411	37.153	265.4	41:06.641
16	1	2:22.107	39.851	1:05.452	36.804	271.4	43:28.748
17	1	2:23.421	40.343	1:04.704	38.374	271.4	45:52.169
18	1	2:24.529	39.999	1:05.559	38.971	270.7	48:16.698
19	1	2:47.968	1:02.164	1:07.397	38.407	268.7	51:04.666
20	1	2:25.635	41.769	1:06.769	37.097	266.0	53:30.301
21	1	2:25.519	40.668	1:06.673	38.178	271.4	55:55.820
22	1	2:28.919	40.750	1:10.186	37.983	234.8	58:24.739
23	1	2:28.848	41.311	1:08.783	38.754	222.7	1:00:53.587
24	1	2:35.649	42.011	1:12.153	41.485	214.7	1:03:29.236



# SUPERCAR CHALLENGE + GT&PROTO


## SPA RACING FESTIVAL

### RACE 1

## Sector Analysis

■ Personal Best ■ Session Best B Crossing the finish line in pit lane

Lap	D	Time	Sector 1	Sector 2	Sector 3	T. Spd	Elapsed	Lap	D	Time	Sector 1	Sector 2	Sector 3	T. Spd	Elapsed
<b>222</b>	<b>Blueberry Racing</b> BMW E46 M3														
1. R. VAN LOON							SS1								
2. L. VAN LOON															
1	1	3:35.204	56.178	1:27.149	1:11.877	231.3	3:35.204	3	1	3:48.882	1:16.904	1:41.252	50.726	97.5	11:16.467
2	1	3:55.775	1:09.899	1:30.974	1:14.902	98.7	7:30.979	4	1	2:36.037	44.859	1:10.616	40.562	230.8	13:52.504
3	1	3:50.069	1:16.529	1:41.147	52.393	95.1	11:21.048	5	1	2:35.738	44.821	1:10.637	40.280	241.1	16:28.242
4	1	2:40.150	45.274	1:12.819	42.057	236.8	14:01.198	6	1	2:34.668	44.394	1:10.056	40.218	241.6	19:02.910
5	1	2:39.556	44.924	1:13.392	41.240	238.9	16:40.754	7	1	<b>2:33.876</b>	44.022	<b>1:09.898</b>	<b>39.956</b>	241.6	21:36.786
6	1	2:39.976	45.072	1:13.458	41.446	236.3	19:20.730								
7	1	2:37.586	44.658	1:11.854	41.074	237.4	21:58.316								
8	1	2:42.842	44.346	1:16.109	42.387	239.5	24:41.158								
9	1	2:40.909	45.066	1:13.390	42.453	239.5	27:22.067								
10	1	2:52.133 <b>B</b>	44.616	1:13.394	54.123	234.8	30:14.200								
11	1	3:50.453	1:57.454	1:12.278	<b>40.721</b>	172.8	34:04.653								
12	1	2:37.489	44.316	1:11.837	41.336	237.9	36:42.142								
13	1	<b>2:35.848</b>	43.815	<b>1:11.101</b>	40.932	244.3	39:17.990								
14	1	2:36.514	43.927	1:11.427	41.160	242.7	41:54.504								
15	1	2:36.629	43.686	1:11.604	41.339	244.9	44:31.133								
16	1	2:36.416	<b>43.550</b>	1:11.648	41.218	245.5	47:07.549								
17	1	2:40.562	44.726	1:14.156	41.680	219.5	49:48.111								
18	1	2:41.063	43.762	1:14.786	42.515	244.9	52:29.174								
19	1	2:37.826	45.207	1:11.478	41.141	236.3	55:07.000								
20	1	2:38.447	43.924	1:12.515	42.008	243.2	57:45.447								
21	1	2:37.405	44.044	1:11.722	41.639	242.7	1:00:22.852								
22	1	2:37.817	45.145	1:11.599	41.073	238.4	1:03:00.669								
23	1	2:37.598	44.072	1:11.805	41.721	242.7	1:05:38.267								
<b>229</b>	<b>Pegasus Racing</b> GINETTA G57														
1. Julien SCHELL							LMP3								
1	1	3:10.552	42.647	1:18.851	1:09.054	242.7	3:10.552								
2	1	3:55.623	1:06.716	1:37.594	1:11.313	163.9	7:06.175								
3	1	3:53.300	1:12.699	1:47.413	53.188	123.7	10:59.475								
4	1	2:23.266	40.961	1:05.771	36.534	243.2	13:22.741								
5	1	2:18.687	39.850	1:02.471	<b>36.366</b>	258.4	15:41.428								
6	1	<b>2:17.926</b>	<b>39.660</b>	<b>1:01.480</b>	36.786	264.7	17:59.354								
7	1	2:21.736	40.472	1:04.720	36.544	259.6	20:21.090								
8	1	2:21.029	39.961	1:04.302	36.766	260.2	22:42.119								
9	1	2:21.594	39.777	1:03.450	38.367	264.7	25:03.713								
10	1	2:22.065	39.944	1:05.523	36.598	266.0	27:25.778								
11	1	2:28.598 <b>B</b>	40.049	1:05.771	42.778	254.1	29:54.376								
12	1	4:43.310	2:43.828	1:15.881	43.601	194.2	34:37.686								
13	1	2:43.954	45.625	1:14.862	43.467	215.1	37:21.640								
14	1	2:46.375	46.105	1:16.025	44.245	203.4	40:08.015								
15	1	2:45.904	45.457	1:17.105	43.342	232.3	42:53.919								
16	1	3:21.844	44.892	1:12.933	1:24.019	210.9	46:15.763								
17	1	2:50.032	47.764	1:17.177	45.091	193.2	49:05.795								
18	1	2:44.210	46.064	1:15.652	42.494	209.3	51:50.005								
19	1	2:41.633	44.550	1:13.030	44.053	199.6	54:31.638								
20	1	2:44.276	45.616	1:15.032	43.628	231.3	57:15.914								
21	1	2:43.763	45.182	1:14.151	44.430	207.7	59:59.677								
22	1	2:43.823	44.840	1:16.170	42.813	210.1	1:02:43.500								
23	1	2:48.144	45.083	1:18.245	44.816	189.8	1:05:31.644								
<b>245</b>	<b>Harders Plaza</b> BMW E90														
1. R. VAN DEN BERG							SS1								
2. B. VAN DEN BERG															
1	1	3:31.960	55.281	1:25.384	1:11.295	215.6	3:31.960								
2	1	3:55.625	1:10.444	1:30.568	1:14.613	123.4	7:27.585								
<b>246</b>	<b>Stichting Euro Autosport</b> BMW E92 M3														
1. Ruud OLIJ							SS1								
1	1	3:33.061	55.394	1:25.867	1:11.800	204.5	3:33.061								
2	1	3:55.815	1:10.343	1:30.235	1:15.237	112.6	7:28.876								
3	1	3:48.720	1:16.819	1:40.878	51.023	117.4	11:17.596								
4	1	2:36.550	44.651	1:10.983	40.916	241.1	13:54.146								
5	1	<b>2:35.030</b>	<b>43.876</b>	<b>1:10.386</b>	40.768	239.5	16:29.176								
6	1	2:35.619	44.571	1:10.427	40.621	241.1	19:04.795								
7	1	2:35.074	44.211	1:10.571	<b>40.292</b>	241.1	21:39.869								
8	1	2:37.410	44.157	1:12.952	40.301	241.1	24:17.279								
9	1	2:36.761	44.418	1:11.894	40.449	230.3	26:54.040								
10	1	2:36.037	44.227	1:11.470	40.340	231.3	29:30.077								
11	1	2:35.768	44.364	1:10.938	40.466	234.3	32:05.845								
12	1	2:37.283	44.274	1:12.206	40.803	238.4	34:43.128								
13	1	2:38.068	44.470	1:11.720	41.878	232.3	37:21.196								
14	1	2:46.537 <b>B</b>	44.848	1:11.368	50.321	238.9	40:07.733								
15	1	3:49.954	1:57.724	1:11.662	40.568	237.4	43:57.687								
16	1	2:35.737	44.362	1:10.709	40.666	238.4	46:33.424								
17	1	2:37.405	45.194	1:10.854	41.357	240.5	49:10.829								
18	1	2:39.812	44.430	1:12.559	42.823	242.2	51:50.641								
19	1	2:40.395	44.926	1:12.634	42.835	237.9	54:31.036								
20	1	2:37.801	44.610	1:11.176	42.015	240.5	57:08.837								
21	1	2:36.693	44.535	1:10.937	41.221	242.2	59:45.530								
22	1	2:36.736	44.158	1:11.515	41.063	240.5	1:02:22.266								
23	1	2:36.742	44.155	1:11.540	41.047	233.8	1:04:59.008								
<b>259</b>	<b>BS Racing Team</b> BMW E46 GTR														
1. Marcel VAN DE MAAT							SS1								
2. Peter SCHREURS															
1	1	3:35.732	56.644	1:27.461	1:11.627	215.6	3:35.732								
2	1	3:55.749	1:10.117	1:30.620	1:15.012	102.5	7:31.481								
3	1	3:50.217	1:16.644	1:41.012	52.561	96.0	11:21.698								
4	1	2:38.705	45.114	1:12.570	41.021	236.3	14:00.403								
5	1	2:36.228	44.989	1:10.732	40.507	234.3	16:36.631								
6	1	2:35.840	44.993	1:10.687	<b>40.160</b>	233.3	19:12.471								
7	1	<b>2:35.337</b>	44.716	<b>1:10.357</b>	40.264	233.3	21:47.808								
8	1	2:36.934	44.544	1:11.712	40.678	233.8	24:24.742								
9	1	2:36.883	44.698	1:11.701	40.484	233.8	27:01.625								
10	1	2:36.832	<b>44.541</b>	1:11.474	40.817	235.8	29:38.457								
11	1	2:38.117	44.892	1:11.577	41.648	234.8	32:16.574								
12	1	2:36.049	44.720	1:10.706	40.623	232.8	34:52.623								
13	1	2:45.175 <b>B</b>	44.877	1:12.386	47.912	233.3	37:37.798								
14	1	4:12.142	2:17.824	1:12.470	41.848	234.8	41:49.940								
15	1	2:38.591	45.277	1:11.867	41.447	233.8	44:28.531								
16	1	2:37.973	45.091	1:11.645	41.237	233.8	47:06.504								
17	1	2:39.419	45.357	1:12.631	41.431	231.8	49:45.923								
18	1	2:42.449	45.258	1:15.065	42.126	234.8	52:28.372								
19	1	2:39.110	46.330	1:11.742	41.038	228.3	55:07.482								
20	1	2:39.829	45.202	1:13.154	41.473	235.8	57:47.311								
21	1	2:38.920	45.252	1:12.526	41.142	235.8	1:00:26.231								
22	1	2:37.811	45.062	1:11.724	41.025	234.8	1:03:04.042								
23	1	2:37.577	44.966	1:10.993	41.618	235.3	1:05:41.619								



# SUPERCAR CHALLENGE + GT&PROTO


## SPA RACING FESTIVAL

### RACE 1

### Sector Analysis

■ Personal Best ■ Session Best B Crossing the finish line in pit lane

Lap	D	Time	Sector 1	Sector 2	Sector 3	T. Spd	Elapsed	Lap	D	Time	Sector 1	Sector 2	Sector 3	T. Spd	Elapsed	
<b>264</b>		<b>DK-Racing powered by FMA</b>						VW Golf TCR								
		1.Jonas DE KIMPE						SS1								
		2.Priscilla SPEELMAN														
1	1	3:38.002	57.820	1:27.986	1:12.196	213.9	3:38.002	5	1	2:36.835	45.315	1:10.560	40.960	235.3	16:48.103	
2	1	3:55.645	1:10.657	1:29.464	1:15.524	129.8	7:33.647	6	1	2:37.318	45.639	1:10.572	41.107	236.3	19:25.421	
3	1	3:50.049	1:16.660	1:40.411	52.978	126.2	11:23.696	7	1	<b>2:35.522</b>	45.016	<b>1:09.962</b>	<b>40.544</b>	234.8	22:00.943	
4	1	2:38.450	44.918	1:11.844	41.688	213.4	14:02.146	8	1	2:38.309	<b>45.007</b>	1:12.011	41.291	235.3	24:39.252	
5	1	2:36.503	44.478	1:11.551	40.474	233.3	16:38.649	9	1	2:37.068	45.073	1:10.841	41.154	235.3	27:16.320	
6	1	2:36.734	44.701	1:10.683	41.350	233.3	19:15.383	10	1	2:40.234	45.771	1:12.152	42.311	185.6	29:56.554	
7	1	2:34.544	44.159	1:10.110	40.275	233.3	21:49.927	11	1	2:53.936 <b>B</b>	45.537	1:13.297	55.102	220.4	32:50.490	
8	1	2:35.486	44.088	1:10.798	40.600	236.8	24:25.413									
9	1	2:37.638	44.270	1:12.153	41.215	218.6	27:03.051									
10	1	2:36.070	44.323	1:11.148	40.599	236.8	29:39.121									
11	1	2:37.915	44.459	1:11.691	41.765	224.1	32:17.036									
12	1	2:44.208 <b>B</b>	44.582	1:10.891	48.735	234.8	35:01.244									
13	1	3:59.363	2:06.894	1:10.618	41.851	237.4	39:00.607									
14	1	2:35.162	44.612	1:10.112	40.438	237.4	41:35.769									
15	1	2:35.226	44.923	<b>1:09.760</b>	40.543	236.3	44:10.995									
16	1	2:36.576	43.872	1:12.538	<b>40.166</b>	233.3	46:47.571									
17	1	2:35.550	43.861	1:10.385	41.304	243.2	49:23.121									
18	1	2:35.237	44.411	1:10.126	40.700	239.5	51:58.358									
19	1	2:35.855	43.970	1:11.128	40.757	220.4	54:34.213									
20	1	2:37.010	44.364	1:11.625	41.021	218.2	57:11.223									
21	1	<b>2:34.486</b>	43.888	1:09.856	40.742	241.6	59:45.709									
22	1	2:37.259	44.087	1:11.978	41.194	225.5	1:02:22.968									
23	1	2:36.589	<b>43.574</b>	1:11.795	41.220	231.3	1:04:59.557									
<b>265</b>		<b>Powermotorsports</b>						NORMA V8								
		1.Siegmar PFEIFER						LMP3								
1	1	3:09.119	42.067	1:18.185	1:08.867	259.6	3:09.119									
2	1	3:54.835	1:06.973	1:37.312	1:10.550	142.9	7:03.954									
3	1	3:54.903	1:13.071	1:47.781	54.051	115.8	10:58.857									
4	1	2:24.937	40.698	1:06.126	38.113	257.1	13:23.794									
5	1	2:21.703	39.410	1:04.819	37.474	246.6	15:45.497									
6	1	2:21.182	39.316	1:04.588	37.278	275.5	18:06.679									
7	1	2:24.693	41.812	1:04.994	37.887	268.7	20:31.372									
8	1	2:22.685	39.541	1:05.497	37.647	271.4	22:54.057									
9	1	2:25.283	39.455	1:07.916	37.912	267.3	25:19.340									
10	1	2:33.205 <b>B</b>	39.816	1:05.745	47.644	270.7	27:52.545									
11	1	3:58.898	2:18.805	<b>1:03.711</b>	<b>36.382</b>	258.4	31:51.443									
12	1	<b>2:20.837</b>	39.586	1:04.237	37.014	272.0	34:12.280									
13	1	2:21.188	<b>39.000</b>	1:04.776	37.412	254.7	36:33.468									
14	1	2:25.453	41.456	1:05.360	38.637	268.7	38:58.921									
15	1	2:21.528	39.132	1:05.144	37.252	273.4	41:20.449									
16	1	2:22.709	39.097	1:06.530	37.082	264.1	43:43.158									
17	1	2:25.101	41.602	1:05.175	38.324	274.8	46:08.259									
18	1	2:37.490 <b>B</b>	41.022	1:05.551	50.917	266.0	48:45.749									
19	1	4:14.262	2:26.914	1:07.356	39.992	266.0	53:00.011									
20	1	2:22.776	39.572	1:05.906	37.298	275.5	55:22.787									
21	1	2:24.855	39.747	1:07.187	37.921	275.5	57:47.642									
<b>266</b>		<b>JW Raceservice</b>						SEAT Sport Leon Cup Racer								
		1.Max VEELS						SS1								
		2.Jack VAN DER ENDE														
1	1	3:41.827	1:00.275	1:31.223	1:10.329	202.2	3:41.827									
2	1	3:57.139	1:12.815	1:29.814	1:14.510	120.0	7:38.966									
3	1	3:53.106	1:17.462	1:38.799	56.845	118.9	11:32.072									
4	1	2:39.196	45.850	1:11.938	41.408	234.3	14:11.268									
<b>293</b>		<b>BE Motorsport</b>						LIGIER LMP3								
		1.Javier IBRAN PARDO						LMP3								
1	1	3:20.049	47.304	1:23.908	1:08.837	241.6	3:20.049									
2	1	3:54.718	1:11.118	1:32.430	1:11.170	146.5	7:14.767									
3	1	3:53.107	1:17.463	1:44.406	51.238	164.4	11:07.874									
4	1	2:30.436	42.510	1:08.410	39.516	248.3	13:38.310									
5	1	2:29.525	41.797	1:08.686	39.042	254.1	16:07.835									
6	1	2:29.638	41.576	1:09.053	39.009	251.7	18:37.473									
7	1	2:30.608	41.483	1:08.810	40.315	231.3	21:08.081									
8	1	2:34.714	45.237	1:10.053	39.424	242.7	23:42.795									
9	1	2:38.548 <b>B</b>	42.164	1:10.017	46.367	243.2	26:21.343									
10	1	3:44.212	1:56.503	1:09.066	38.643	226.4	30:05.555									
11	1	2:33.949	44.232	1:09.645	40.072	196.4	32:39.504									
12	1	2:29.291	41.800	1:08.719	38.772	250.0	35:08.795									
13	1	2:28.001	<b>41.399</b>	1:08.133	38.469	250.6	37:36.796									
14	1	2:30.076	42.663	1:07.090	40.323	246.0	40:06.872									
15	1	2:29.595	43.880	1:07.499	38.216	243.8	42:36.467									
16	1	2:32.911	43.157	1:09.691	40.063	250.0	45:09.378									
17	1	2:29.596	41.705	1:08.755	39.136	252.3	47:38.974									
18	1	2:28.642	42.019	1:08.390	38.233	241.1	50:07.616									
19	1	2:28.845	42.338	1:07.508	38.999	249.4	52:36.461									
20	1	2:29.558	41.895	1:08.378	39.285	251.7	55:06.019									
21	1	2:28.145	41.422	1:08.790	<b>37.933</b>	230.3	57:34.164									
22	1	<b>2:27.679</b>	41.696	<b>1:06.645</b>	39.338	251.7	1:00:01.843									
23	1	2:31.941	43.860	1:09.404	38.677	232.3	1:02:33.784									
24	1	2:29.100	41.578	1:08.620	38.902	250.0	1:05:02.884									
<b>318</b>		<b>DRDO</b>						BMW M3								
		1.Cor EUSER						SS2								
1	1	3:44.297	1:03.533	1:30.014	1:10.750	222.2	3:44.297									
2	1	3:56.202	1:12.577	1:28.865	1:14.760	112.9	7:40.499									
3	1	3:52.903	1:18.585	1:37.447	56.871	125.1	11:33.402									
4	1	2:47.490	48.223	1:15.612	43.655	225.9	14:20.892									
5	1	<b>2:46.322</b>	47.926	1:14.999	<b>43.397</b>	226.9	17:07.214									
6	1	2:47.395	<b>47.353</b>	<b>1:14.978</b>	45.064	226.4	19:54.609									
7	1	2:48.156	48.219	1:15.817	44.120	225.9	22:42.765									
8	1	2:47.582	48.364	1:15.796	43.422	210.1	25:30.347									
9	1	2:48.422	47.983	1:16.065	44.374	225.5	28:18.769									
10	1	2:50.249	48.310	1:17.782	44.157	220.0	31:09.018									
11	1	2:54.132 <b>B</b>	47.860	1:15.499	50.773	214.7	34:03.150									
12	1	4:25.950	2:26.149													



# SUPERCAR CHALLENGE + GT&PROTO

## SPA RACING FESTIVAL


### RACE 1

### Sector Analysis

■ Personal Best ■ Session Best B Crossing the finish line in pit lane

Lap	D	Time	Sector 1	Sector 2	Sector 3	T. Spd	Elapsed	Lap	D	Time	Sector 1	Sector 2	Sector 3	T. Spd	Elapsed
21	1	2:51.671	48.606	1:17.480	45.585	216.9	1:04:00.010								
<b>321</b>		<b>DRDO</b> 1. R. DULLAART					BMW M3 SS2	<b>324</b>		<b>DRDO</b> 1. Jean-Pierre VERHOEVEN 2. Jaxon VERHOEVEN					BMW Compact SS2
1	1	3:45.037	1:03.615	1:30.584	1:10.838	218.2	3:45.037	1	1	3:50.083	1:06.350	1:32.046	1:11.687	197.1	3:50.083
2	1	3:56.488	1:12.955	1:29.033	1:14.500	107.2	7:41.525	2	1	3:56.866	1:11.338	1:29.965	1:15.563	96.8	7:46.949
3	1	3:52.550	1:18.847	1:37.525	56.178	122.4	11:34.075	3	1	3:51.776	1:17.563	1:37.158	57.055	131.1	11:38.725
4	1	2:47.630	49.328	1:14.717	43.585	220.4	14:21.705	4	1	2:51.617	50.345	1:16.452	44.820	208.5	14:30.342
5	1	<b>2:45.986</b>	<b>47.708</b>	1:14.731	<b>43.547</b>	225.0	17:07.691	5	1	2:50.767	49.574	1:16.377	44.816	208.1	17:21.109
6	1	2:46.325	47.895	<b>1:14.278</b>	44.152	225.0	19:54.016	6	1	<b>2:50.329</b>	49.713	<b>1:15.881</b>	<b>44.735</b>	207.3	20:11.438
7	1	2:48.105	48.524	1:15.620	43.961	218.6	22:42.121	7	1	2:51.471	49.752	1:16.818	44.901	195.7	23:02.909
8	1	2:49.567	49.740	1:15.420	44.407	217.3	25:31.688	8	1	2:51.450	49.994	1:16.601	44.855	204.5	25:54.359
9	1	2:48.483	49.343	1:15.302	43.838	200.7	28:20.171	9	1	2:51.469	49.689	1:16.847	44.933	203.4	28:45.828
10	1	2:47.865	48.140	1:16.079	43.646	221.8	31:08.036	10	1	2:51.402	<b>49.359</b>	1:16.603	45.440	208.1	31:37.230
11	1	2:53.101 B	48.593	1:14.947	49.561	217.3	34:01.137	11	1	3:01.303 B	49.822	1:16.888	54.593	201.5	34:38.533
12	1	4:43.781	2:39.768	1:19.455	44.558	220.9	38:44.918	12	1	4:24.420	2:17.481	1:19.612	47.327	177.3	39:02.953
13	1	2:47.430	48.496	1:15.156	43.778	222.2	41:32.348	13	1	2:56.021	51.205	1:18.900	45.916	197.1	41:58.974
14	1	2:52.336	49.343	1:18.358	44.635	220.9	44:24.684	14	1	2:52.678	50.650	1:16.771	45.257	192.2	44:51.652
15	1	2:52.767	49.100	1:18.731	44.936	215.6	47:17.451	15	1	3:15.826	50.170	1:20.060	1:05.596	193.9	48:07.478
16	1	2:49.317	48.996	1:16.059	44.262	220.9	50:06.768	16	1	2:54.085	50.282	1:16.980	46.823	198.5	51:01.563
17	1	2:51.173	49.322	1:16.194	45.657	225.0	52:57.941	17	1	2:52.084	50.653	1:16.635	44.796	198.9	53:53.647
18	1	2:49.208	48.214	1:16.914	44.080	225.5	55:47.149	18	1	2:55.148	52.637	1:16.947	45.564	186.5	56:48.795
19	1	2:48.173	48.249	1:16.091	43.833	225.5	58:35.322	19	1	2:52.179	49.864	1:17.284	45.031	179.7	59:40.974
20	1	2:52.791	49.103	1:18.537	45.151	220.4	1:01:28.113	20	1	2:54.083	50.091	1:18.072	45.920	184.9	1:02:35.057
21	1	2:49.182	48.911	1:16.470	43.801	221.3	1:04:17.295	21	1	2:54.697	49.659	1:19.586	45.452	191.5	1:05:29.754
<b>322</b>		<b>DRDO</b> 1. S. DULLAART 2. D. DULLAART					BMW M3 SS2	<b>325</b>		<b>DRDO</b> 1. Jan Willem VAN STEE					BMW 130i SS2
1	1	3:53.160	1:09.751	1:31.670	1:11.739	178.8	3:53.160	1	1	3:56.929	1:13.073	1:31.818	1:12.038	188.2	3:56.929
2	1	3:57.239	1:11.284	1:30.576	1:15.379	96.7	7:50.399	2	1	3:57.503	1:10.270	1:30.783	1:16.450	113.0	7:54.432
3	1	3:50.873	1:17.976	1:37.102	55.795	138.8	11:41.272	3	1	3:50.624	1:18.393	1:34.862	57.369	123.0	11:45.056
4	1	<b>2:59.291</b>	<b>50.159</b>	1:22.940	<b>46.192</b>	205.7	14:40.563	4	1	2:57.114	51.336	1:19.054	46.724	207.7	14:42.170
5	1	3:13.256 B	53.233	<b>1:21.372</b>	58.651	193.9	17:53.819	5	1	2:55.468	50.810	1:18.351	46.307	208.1	17:37.638
<b>323</b>		<b>DRDO</b> 1. Emile DRUMMEN 2. Ronald FRIDERICH					BMW SS2	6	1	2:56.098	50.854	1:17.771	47.473	207.7	20:33.736
1	1	3:48.991	1:06.009	1:31.873	1:11.109	193.9	3:48.991	7	1	2:55.664	<b>50.807</b>	1:18.189	46.668	206.5	23:29.400
2	1	3:57.149	1:12.048	1:29.680	1:15.421	99.2	7:46.140	8	1	2:57.231	51.978	1:18.685	46.568	204.9	26:26.631
3	1	3:51.283	1:17.780	1:37.256	56.247	130.8	11:37.423	9	1	<b>2:54.927</b>	51.156	<b>1:17.464</b>	46.307	204.5	29:21.558
4	1	2:50.510	48.585	1:17.780	44.145	208.5	14:27.933	10	1	2:58.169	51.170	1:18.895	48.104	203.4	32:19.727
5	1	<b>2:47.509</b>	48.176	<b>1:15.652</b>	<b>43.681</b>	219.1	17:15.442	11	1	3:09.240 B	51.554	1:18.877	58.809	204.5	35:28.967
6	1	2:48.685	48.707	1:15.752	44.226	196.0	20:04.127	12	1	4:32.105	2:27.316	1:17.837	46.952	203.4	40:01.072
7	1	2:48.852	48.362	1:16.458	44.032	206.1	22:52.979	13	1	3:02.376	52.398	1:23.366	46.612	200.0	43:03.448
8	1	2:50.606	48.456	1:18.067	44.083	219.5	25:43.585	14	1	2:57.050	51.131	1:18.180	47.739	204.2	46:00.498
9	1	2:48.544	<b>48.013</b>	1:16.399	44.132	226.4	28:32.129	15	1	2:58.515	51.875	1:18.466	48.174	200.7	48:59.013
10	1	2:48.336	48.217	1:16.159	43.960	218.2	31:20.465	16	1	2:59.267	51.489	1:21.171	46.607	205.7	51:58.280
11	1	3:00.502 B	49.824	1:17.783	52.895	180.9	34:20.967	17	1	2:56.620	51.247	1:18.766	46.607	205.7	54:54.900
12	1	4:36.661	2:30.582	1:19.167	46.912	199.3	38:57.628	18	1	3:12.933 B	51.666	1:24.798	56.469	182.4	58:07.833
13	1	2:57.092	50.362	1:19.278	47.452	207.3	41:54.720	19	1	3:09.737	1:04.382	1:18.974	46.381	203.8	1:01:17.570
14	1	2:55.326	49.750	1:19.157	46.419	193.2	44:50.046	20	1	2:56.440	51.875	1:18.270	<b>46.295</b>	204.2	1:04:14.010
15	1	2:55.141	48.941	1:19.981	46.219	181.5	47:45.187	<b>326</b>		<b>DRDO</b> 1. André SEINEN					BMW 130i SS2
16	1	2:56.010	49.535	1:20.716	45.759	187.8	50:41.197	1	1	3:51.506	1:09.244	1:31.218	1:11.044	200.4	3:51.506
17	1	2:55.359	49.220	1:19.788	46.351	187.8	53:36.556	2	1	3:57.849	1:11.576	1:30.629	1:15.644	98.5	7:49.355
18	1	2:55.217	48.897	1:20.093	46.227	188.8	56:31.773	3	1	3:50.623	1:17.218	1:36.441	56.964	122.3	11:39.978
19	1	2:55.750	48.825	1:20.193	46.732	190.8	59:27.523	4	1	2:54.626	50.619	1:18.379	45.628	208.1	14:34.604
20	1	2:56.609	49.590	1:20.049	46.970	198.2	1:02:24.132	5	1	2:53.506	50.357	1:17.764	45.385	197.1	17:28.110
21	1	2:57.809	49.285	1:20.613	47.911	173.9	1:05:21.941	6	1	2:54.045	50.420	1:17.763	45.862	204.9	20:22.155
								7	1	2:52.627	50.476	1:17.123	45.028	204.5	23:14.782





# SUPERCAR CHALLENGE + GT&PROTO

## SPA RACING FESTIVAL


### RACE 1

### Sector Analysis

■ Personal Best ■ Session Best B Crossing the finish line in pit lane

Lap	D	Time	Sector 1	Sector 2	Sector 3	T. Spd	Elapsed	Lap	D	Time	Sector 1	Sector 2	Sector 3	T. Spd	Elapsed
8	1	2:53.057	50.088	1:17.467	45.502	205.7	26:07.839	10	1	2:56.366	49.929	1:19.030	47.407	191.2	32:55.613
9	1	2:53.639	49.799	1:18.776	45.064	204.5	29:01.478	11	1	3:03.897 B	49.851	1:18.398	55.648	213.0	35:59.510
10	1	2:52.821	50.039	1:17.821	44.961	204.2	31:54.299	12	1	5:10.029	3:03.891	1:20.051	46.087	197.4	41:09.539
11	1	3:03.918 B	50.486	1:19.470	53.962	183.4	34:58.217	13	1	2:53.787	49.800	1:17.807	46.180	210.5	44:03.326
12	1	4:36.738	2:33.661	1:18.001	45.076	198.5	39:34.955	14	1	2:54.673	49.603	1:19.472	45.598	219.1	46:57.999
13	1	2:52.785	49.694	1:18.278	44.813	205.3	42:27.740	15	1	2:54.576	50.108	1:18.293	46.175	201.1	49:52.575
14	1	2:52.424	49.799	1:17.160	45.465	210.1	45:20.164	16	1	2:54.137	50.004	1:18.072	46.061	201.1	52:46.712
15	1	2:53.316	50.598	1:17.027	45.691	207.3	48:13.480	17	1	2:55.374	49.873	1:20.140	45.361	196.7	55:42.086
16	1	2:54.187	49.995	1:18.333	45.859	207.3	51:07.667	18	1	2:52.503	49.891	1:17.425	45.187	191.2	58:34.589
17	1	2:55.094	49.798	1:18.282	47.014	208.9	54:02.761	19	1	2:54.643	50.048	1:19.809	44.786	205.3	1:01:29.232
18	1	2:52.281	50.301	1:17.017	44.963	206.5	56:55.042	20	1	2:50.309	48.851	1:16.629	44.829	200.4	1:04:19.541
19	1	2:53.691	50.848	1:17.097	45.746	207.3	59:48.733	<b>355</b> Brightfiber de Vreede/ de Leeuw BMW E46 M3 SS2 1. Patrick DE VREEDE 2. Rogier DE LEEUW							
20	1	2:59.336	52.220	1:20.548	46.568	206.9	1:02:48.069	1	1	3:40.097	59.251	1:29.842	1:11.004	202.6	3:40.097
21	1	2:55.998	51.526	1:17.848	46.624	208.5	1:05:44.067	2	1	3:56.358	1:12.373	1:28.745	1:15.240	125.6	7:36.455
<b>327</b> DRDO BMW M3 E46 SS2 1. Peter VAN DER HAM								3	1	3:51.127	1:18.459	1:38.862	53.806	130.4	11:27.582
1	1	58:00.114	...	1:24.613	49.192	183.1	58:00.114	4	1	2:41.376	46.168	1:12.868	42.340	213.4	14:08.958
2	1	3:01.516	52.094	1:22.181	47.241	168.2	1:01:01.630	5	1	2:47.610	46.177	1:12.928	48.505	223.6	16:56.568
3	1	2:59.084	51.120	1:21.157	46.807	163.6	1:04:00.714	6	1	2:42.013	47.205	1:12.515	42.293	213.4	19:38.581
<b>346</b> Koopman Racing BMW E36 SS2 1. Rene SNEEL								7	1	2:41.382	46.301	1:13.029	42.052	213.0	22:19.963
1	1	3:42.656	1:01.620	1:30.539	1:10.497	200.7	3:42.656	8	1	2:44.158	46.753	1:14.444	42.961	212.2	25:04.121
2	1	3:56.387	1:13.632	1:29.052	1:13.703	120.9	7:39.043	9	1	2:45.699	46.510	1:15.369	43.820	208.9	27:49.820
3	1	3:53.392	1:18.926	1:37.929	56.537	122.0	11:32.435	10	1	2:42.263	46.208	1:13.511	42.544	222.7	30:32.083
4	1	2:44.734	45.849	1:16.445	42.440	236.8	14:17.169	11	1	2:42.991	46.343	1:14.176	42.472	195.3	33:15.074
5	1	2:42.358	45.694	1:14.406	42.258	226.9	16:59.527	12	1	2:50.351 B	46.074	1:13.716	50.561	219.1	36:05.425
6	1	2:41.959	46.018	1:13.713	42.228	228.8	19:41.486	13	1	4:17.736	2:15.614	1:17.676	44.446	208.9	40:23.161
7	1	2:40.769	45.004	1:14.112	41.653	219.1	22:22.255	14	1	2:48.653	48.070	1:16.248	44.335	210.9	43:11.814
8	1	2:42.676	45.041	1:14.878	42.757	229.8	25:04.931	<b>381</b> Why Not Pitstop Racing Events PEUGEOT 308 CUP SS2 1. Nicolas DELENCRE							
9	1	2:42.093	45.746	1:13.855	42.492	232.8	27:47.024	1	1	3:50.477	1:09.167	1:29.891	1:11.419	212.2	3:50.477
10	1	2:43.259	44.985	1:14.333	43.941	229.3	30:30.283	2	1	3:56.744	1:11.354	1:30.123	1:15.267	100.7	7:47.221
11	1	2:42.368	45.346	1:14.600	42.422	229.3	33:12.651	3	1	3:51.797	1:17.803	1:37.257	56.737	126.0	11:39.018
12	1	2:42.110	45.024	1:14.391	42.695	233.3	35:54.761	4	1	2:47.107	47.311	1:15.512	44.284	217.3	14:26.125
13	1	2:58.604 B	46.414	1:17.881	54.309	220.4	38:53.365	5	1	2:44.685	47.661	1:13.988	43.036	210.5	17:10.810
14	1	4:16.996	2:19.983	1:14.695	42.318	206.9	43:10.361	6	1	2:44.044	46.625	1:13.462	43.957	219.5	19:54.854
15	1	2:47.219	46.483	1:16.259	44.477	203.0	45:57.580	7	1	2:44.523	47.521	1:14.173	42.829	217.3	22:39.377
16	1	2:55.988 B	45.941	1:15.190	54.857	235.3	48:53.568	8	1	2:45.534	47.083	1:15.051	43.400	222.2	25:24.911
17	1	2:55.353	57.277	1:15.498	42.578	212.2	51:48.921	9	1	2:45.516	46.975	1:15.291	43.250	209.3	28:10.427
18	1	2:44.283	46.964	1:15.084	42.235	242.7	54:33.204	10	1	2:45.300	47.405	1:14.884	43.011	222.2	30:55.727
19	1	2:45.494	45.280	1:16.916	43.298	210.5	57:18.698	11	1	2:45.722	46.908	1:15.231	43.583	208.5	33:41.449
20	1	2:45.145	46.233	1:15.862	43.050	226.4	1:00:03.843	12	1	2:52.240 B	47.205	1:15.363	49.672	213.9	36:33.689
21	1	2:43.699	44.842	1:14.816	44.041	231.8	1:02:47.542	13	1	4:05.369	2:07.253	1:14.794	43.322	216.0	40:39.058
22	1	2:44.885	45.949	1:15.199	43.737	219.1	1:05:32.427	14	1	2:45.544	46.905	1:15.054	43.585	223.1	43:24.602
<b>347</b> Koopman Racing BMW M3 Cup SS2 1. F. VAN DUJN 3. C. VAN DUJN 2. T. VAN DUJN								15	1	2:45.922	46.722	1:14.638	44.562	224.1	46:10.524
1	1	3:56.003	1:12.771	1:31.230	1:12.002	191.5	3:56.003	16	1	2:46.803	47.051	1:15.029	44.723	214.7	48:57.327
2	1	3:56.901	1:10.180	1:30.965	1:15.756	106.0	7:52.904	17	1	2:46.842	47.103	1:15.974	43.765	211.4	51:44.169
3	1	3:50.497	1:17.656	1:36.290	56.551	151.0	11:43.401	18	1	2:46.493	46.791	1:15.545	44.157	219.1	54:30.662
4	1	2:55.981	50.284	1:19.628	46.069	213.4	14:39.382	19	1	2:46.895	46.987	1:16.081	43.827	208.9	57:17.557
5	1	2:54.304	50.158	1:18.342	45.804	213.0	17:33.686	20	1	2:47.643	47.326	1:15.363	44.954	222.2	1:00:05.200
6	1	2:54.235	49.418	1:18.724	46.093	211.8	20:27.921	21	1	2:45.373	47.227	1:14.666	43.480	225.0	1:02:50.573
7	1	3:05.699 B	49.459	1:18.313	57.927	206.1	23:33.620	22	1	2:45.790	46.718	1:15.124	43.948	228.8	1:05:36.363
8	1	3:29.504	1:23.330	1:19.686	46.488	208.1	27:03.124	<b>401</b> Traxx Racing Team PEUGEOT RCZ Cup SD 1. Chris VOET 2. Bart VAN DEN BROECK							
9	1	2:56.123	48.935	1:21.100	46.088	209.7	29:59.247	1	1	3:47.898	1:05.390	1:31.149	1:11.359	197.4	3:47.898





# SUPERCAR CHALLENGE + GT&PROTO

## SPA RACING FESTIVAL

### RACE 1

### Sector Analysis

■ Personal Best ■ Session Best B Crossing the finish line in pit lane

Lap	D	Time	Sector 1	Sector 2	Sector 3	T. Spd	Elapsed	Lap	D	Time	Sector 1	Sector 2	Sector 3	T. Spd	Elapsed
2	1	3:57.153	1:12.108	1:29.595	1:15.450	101.8	7:45.051	11	1	4:16.611	2:12.613	1:16.908	47.090	180.0	36:44.341
3	1	3:51.515	1:17.683	1:37.653	56.179	124.6	11:36.566	12	1	2:50.984	50.519	1:15.413	45.052	199.3	39:35.325
4	1	2:49.188	49.040	1:15.359	44.789	213.9	14:25.754	13	1	2:51.244	49.623	1:16.722	44.899	197.1	42:26.569
5	1	2:49.374	48.659	1:15.920	44.795	208.1	17:15.128	14	1	2:50.774	49.793	1:15.609	45.372	200.4	45:17.343
6	1	2:48.280	48.707	1:14.894	44.679	214.3	20:03.408	15	1	2:50.931	49.531	1:16.345	45.055	204.5	48:08.274
7	1	2:48.311	48.717	1:15.315	44.279	213.9	22:51.719	16	1	2:49.597	49.890	1:14.977	44.730	200.0	50:57.871
8	1	2:48.536	48.429	1:15.625	44.482	208.1	25:40.255	17	1	2:50.423	49.758	1:15.913	44.752	203.8	53:48.294
9	1	2:48.075	48.294	1:15.700	44.081	202.2	28:28.330	18	1	2:49.629	49.269	1:15.372	44.988	203.0	56:37.923
10	1	2:47.346	48.173	1:15.024	44.149	215.1	31:15.676	19	1	2:49.903	49.525	1:15.609	44.769	202.2	59:27.826
11	1	2:56.034	48.949	1:15.342	51.743	200.0	34:11.710	20	1	2:50.371	49.682	1:15.820	44.869	191.8	1:02:18.197
12	1	4:45.277	2:44.047	1:16.601	44.629	213.4	38:56.987	21	1	2:52.166	49.034	1:17.681	45.451	201.9	1:05:10.363
13	1	2:48.940	48.716	1:15.752	44.472	212.2	41:45.927								
14	1	2:50.645	49.944	1:16.567	44.134	195.3	44:36.572								
15	1	2:47.929	48.114	1:16.244	43.571	215.6	47:24.501								
16	1	2:46.572	47.948	1:14.932	43.692	216.9	50:11.073								
17	1	2:48.968	48.079	1:16.613	44.276	220.9	53:00.041								
18	1	2:47.901	47.882	1:16.057	43.962	216.4	55:47.942								
19	1	2:48.653	47.759	1:17.179	43.715	206.1	58:36.595								
20	1	2:52.302	48.363	1:18.745	45.194	210.5	1:01:28.897								
21	1	2:49.146	48.229	1:17.088	43.829	213.9	1:04:18.043								

**402** Spirit Racing  
1. Rob NIEMAN  
2. Joey VAN SPLUNTEREN  
RENAULT Clio 1.6 Turbo  
SD

1	1	3:47.199	1:04.844	1:31.000	1:11.355	205.3	3:47.199
2	1	3:57.357	1:12.193	1:29.446	1:15.718	106.3	7:44.556
3	1	3:51.490	1:17.441	1:37.536	56.513	125.4	11:36.046
4	1	2:49.305	48.997	1:15.444	44.864	213.0	14:25.351
5	1	2:49.236	48.819	1:15.584	44.833	210.5	17:14.587
6	1	2:48.224	48.721	1:14.907	44.596	212.2	20:02.811
7	1	2:48.450	48.906	1:14.934	44.610	210.5	22:51.261
8	1	2:48.436	48.664	1:15.338	44.434	210.5	25:39.697
9	1	2:47.898	48.574	1:15.188	44.136	210.5	28:27.595
10	1	2:57.340	48.971	1:15.685	52.684	209.7	31:24.935
11	1	4:43.021	2:44.769	1:14.317	43.935	210.5	36:07.956
12	1	2:49.686	48.319	1:16.402	44.965	202.2	38:57.642
13	1	2:48.381	48.620	1:15.535	44.226	215.6	41:46.023
14	1	2:48.637	49.612	1:14.047	44.978	212.6	44:34.660
15	1	2:46.847	48.298	1:14.457	44.092	213.9	47:21.507
16	1	2:46.282	48.461	1:13.962	43.859	212.2	50:07.789
17	1	2:49.308	48.676	1:16.138	44.494	211.4	52:57.097
18	1	2:48.216	48.267	1:15.396	44.553	213.4	55:45.313
19	1	2:48.861	48.143	1:16.199	44.519	214.7	58:34.174
20	1	2:47.643	48.277	1:14.474	44.892	213.4	1:01:21.817
21	1	2:47.516	48.283	1:15.157	44.076	212.2	1:04:09.333

**403** Kustlicht  
1. John VAN DER VOORT  
2. Sandra VAN DER SLOOT  
ALFA 147  
SD

1	1	3:57.815	1:13.426	1:32.602	1:11.787	175.9	3:57.815
2	1	3:58.099	1:10.294	1:30.555	1:17.250	132.2	7:55.914
3	1	3:49.574	1:17.652	1:34.674	57.248	139.0	11:45.488
4	1	2:56.927	51.145	1:19.008	46.774	204.2	14:42.415
5	1	2:55.371	51.739	1:17.461	46.171	203.4	17:37.786
6	1	2:56.078	50.907	1:18.204	46.967	203.4	20:33.864
7	1	2:55.809	50.940	1:18.364	46.505	199.3	23:29.673
8	1	2:57.100	52.563	1:18.662	45.875	200.7	26:26.773
9	1	2:55.143	52.396	1:16.875	45.872	197.8	29:21.916
10	1	3:05.814	51.046	1:18.051	56.717	191.8	32:27.730

**404** Spirit Racing  
1. Bart DROST  
RENAULT Clio 1.6 Turbo  
SD

1	1	3:54.415	1:09.960	1:33.131	1:11.324	171.7	3:54.415
2	1	3:57.394	1:10.737	1:30.903	1:15.754	98.9	7:51.809
3	1	3:50.845	1:17.571	1:36.714	56.560	151.7	11:42.654
4	1	2:58.666	50.853	1:21.491	46.322	209.7	14:41.320
5	1	2:54.451	50.561	1:18.620	45.270	207.3	17:35.771
6	1	2:55.461	50.401	1:18.574	46.486	205.7	20:31.232
7	1	2:54.546	50.458	1:18.367	45.721	206.1	23:25.778
8	1	2:56.342	50.981	1:19.599	45.762	203.8	26:22.120
9	1	2:55.123	50.280	1:19.390	45.453	203.8	29:17.243
10	1	2:55.436	50.197	1:20.106	45.133	204.2	32:12.679
11	1	3:02.150	49.989	1:19.545	52.616	206.5	35:14.829
12	1	4:07.462	2:03.090	1:18.694	45.678	204.2	39:22.291
13	1	2:53.115	49.769	1:17.920	45.426	206.5	42:15.406
14	1	2:54.041	49.877	1:18.411	45.753	205.7	45:09.447
15	1	2:54.748	50.248	1:18.656	45.844	205.3	48:04.195
16	1	2:52.039	49.884	1:17.271	44.884	206.5	50:56.234
17	1	2:53.056	49.842	1:18.261	44.953	207.3	53:49.290
18	1	2:52.972	49.307	1:18.853	44.812	209.3	56:42.262
19	1	2:51.909	49.503	1:17.633	44.773	210.1	59:34.171
20	1	2:52.940	50.256	1:17.773	44.911	207.7	1:02:27.111
21	1	2:52.728	49.110	1:18.361	45.257	207.3	1:05:19.839

**405** 1. Henk TAPPEL  
BMW Zilhouette  
SD


1	1	11:40.766					11:40.766
---	---	-----------	--	--	--	--	-----------

**409** DRDO  
1. Hans CREEMERS  
2. Raymond VAN STEEN  
BMW E36  
SD

1	1	4:02.661	1:18.629	1:30.744	1:13.288	184.6	4:02.661
2	1	3:55.759	1:09.765	1:28.804	1:17.190	139.9	7:58.420
3	1	3:53.126	1:18.823	1:34.082	1:00.221	108.3	11:51.546
4	1	3:05.850	54.492	1:22.408	48.950	182.1	14:57.396
5	1	3:05.685	54.575	1:21.694	49.416	188.8	18:03.081
6	1	3:08.349	54.714	1:21.845	51.790	187.2	21:11.430
7	1	3:05.077	54.275	1:21.223	49.579	190.8	24:16.507
8	1	3:06.152	54.293	1:22.070	49.789	184.6	27:22.659
9	1	3:11.183	54.588	1:25.156	51.439	183.4	30:33.842
10	1	3:17.752	54.867	1:23.549	59.336	152.3	33:51.594
11	1	4:35.924	2:24.162	1:22.518	49.244	187.2	38:27.518
12	1	3:08.876	57.116	1:22.552	49.208	184.3	41:36.394
13	1	3:06.228	54.355	1:23.721	48.152	189.1	44:42.622
14	1	3:08.198	54.953	1:24.491	48.754	181.8	47:50.820
15	1	3:06.720	56.532	1:21.155	49.033	187.8	50:57.540







# SUPERCAR CHALLENGE + GT&PROTO

## SPA RACING FESTIVAL

### RACE 1

### Sector Analysis

■ Personal Best ■ Session Best B Crossing the finish line in pit lane

Lap	D	Time	Sector 1	Sector 2	Sector 3	T. Spd	Elapsed	Lap	D	Time	Sector 1	Sector 2	Sector 3	T. Spd	Elapsed							
8	1	2:29.237	41.563	1:08.066	39.608	255.3	23:30.138	12	1	2:37.832	45.652	1:09.687	42.493	213.4	36:43.506							
9	1	2:32.876	43.971	1:10.324	38.581	251.2	26:03.014	13	1	2:36.143	48.111	1:06.973	41.059	208.9	39:19.649							
10	1	2:27.421	41.698	1:08.072	37.651	243.2	28:30.435	14	1	2:36.533	45.705	1:08.266	42.562	213.9	41:56.182							
11	1	2:26.584	41.143	1:07.552	37.889	257.1	30:57.019	15	1	2:36.469	45.528	1:09.724	41.217	216.4	44:32.651							
12	1	2:35.567 B	41.886	1:09.356	44.325	221.8	33:32.586	16	1	2:35.354	45.541	1:08.453	41.360	216.4	47:08.005							
13	1	2:40.174	55.414	1:07.147	37.613	253.5	36:12.760	17	1	2:39.314	45.988	1:11.547	41.779	217.3	49:47.319							
14	1	2:29.058	41.385	1:07.342	40.331	255.9	38:41.818	18	1	2:49.934	59.305	1:07.892	42.737	213.0	52:37.253							
15	1	2:28.113	41.621	1:08.780	37.712	202.6	41:09.931	19	1	2:39.041	45.490	1:11.536	42.015	221.3	55:16.294							
16	1	2:26.454	41.164	1:06.479	38.811	258.4	43:36.385	20	1	2:38.451	45.948	1:09.669	42.834	214.7	57:54.745							
17	1	2:34.932 B	41.142	1:06.051	47.739	259.0	46:11.317	21	1	2:33.940	45.672	1:06.914	41.354	214.7	1:00:28.685							
18	1	2:47.612	54.744	1:10.605	42.263	250.0	48:58.929	22	1	2:40.819	45.693	1:12.605	42.521	216.4	1:03:09.504							
19	1	2:26.434	42.101	1:06.960	37.373	252.3	51:25.363	23	1	2:34.195	45.841	1:06.555	41.799	214.7	1:05:43.699							
20	1	2:27.838	41.301	1:08.163	38.374	259.0	53:53.201	<div style="border: 1px solid black; padding: 5px;"> <b>530</b> ALP Racing                      1. Alan PUBRICK                      2. David BRISE                      SAKER Rap X SR3                 </div>							1	1	3:28.218				3:28.218	
21	1	2:29.959	43.115	1:08.668	38.176	255.9	56:23.160								2	1	3:55.845					7:24.063
22	1	2:28.928	41.323	1:09.467	38.138	260.9	58:52.088								3	1	3:49.123					11:13.186
23	1	2:31.027	40.971	1:10.193	39.863	260.2	1:01:23.115								4	1	2:33.273					13:46.459
24	1	3:52.572 B	56.941	1:36.197	1:19.434	126.2	1:05:15.687								5	1	2:41.350					16:27.809
															6	1	35:22.320 B					51:50.129

### 511 BlueBerry Racing PRAGA R1 SR3


1. Danny VAN DONGEN

1	1	3:34.307	56.136	1:26.168	1:12.003	206.5	3:34.307
2	1	3:55.462	1:10.163	1:30.673	1:14.626	99.2	7:29.769
3	1	3:49.304	1:17.201	1:40.889	51.214	86.5	11:19.073
4	1	2:35.470	45.905	1:08.465	41.100	216.4	13:54.543
5	1	2:35.345	45.198	1:08.970	41.177	212.2	16:29.888
6	1	2:35.267	45.831	1:08.715	40.721	217.3	19:05.155
7	1	2:42.183 B	45.361	1:09.336	47.486	210.1	21:47.338
8	1	3:46.625	1:56.386	1:09.249	40.990	216.4	25:33.963
9	1	2:36.888	46.845	1:09.112	40.931	210.5	28:10.851
10	1	2:34.332	45.691	1:07.756	40.885	213.4	30:45.183
11	1	2:33.853	45.698	1:07.393	40.762	213.0	33:19.036
12	1	2:35.877	45.856	1:07.795	42.226	212.6	35:54.913
13	1	2:34.899	46.175	1:07.980	40.744	212.2	38:29.812
14	1	2:36.269	46.293	1:07.418	42.558	213.0	41:06.081
15	1	2:34.355	45.792	1:07.668	40.895	214.3	43:40.436
16	1	2:34.838	47.177	1:06.880	40.781	210.9	46:15.274
17	1	2:32.776	45.217	1:06.778	40.781	216.0	48:48.050
18	1	2:34.165	45.726	1:07.582	40.857	212.6	51:22.215
19	1	2:35.265	45.673	1:07.889	41.703	213.9	53:57.480
20	1	2:37.196	48.018	1:07.937	41.241	208.9	56:34.676
21	1	2:34.626	46.013	1:07.506	41.107	212.6	59:09.302
22	1	2:33.705	45.874	1:06.960	40.871	214.3	1:01:43.007
23	1	2:35.102	45.444	1:07.806	41.852	215.1	1:04:18.109

### 514 VR Motorsport RADICAL SR3

1. Alastair BOULTON  
2. Alain BERG

1	1	3:39.586	58.612	1:29.105	1:11.869	190.1	3:39.586
2	1	3:55.433	1:11.184	1:29.141	1:15.108	128.6	7:35.019
3	1	3:51.981	1:17.558	1:40.301	54.122	133.3	11:27.000
4	1	2:38.796	46.255	1:10.404	42.137	216.4	14:05.796
5	1	2:41.796	45.606	1:13.906	42.284	220.9	16:47.592
6	1	2:41.605	47.839	1:10.525	43.241	212.6	19:29.197
7	1	2:40.393	46.123	1:11.820	42.450	216.4	22:09.590
8	1	2:49.665 B	45.908	1:14.115	49.642	216.4	24:59.255
9	1	3:57.673	2:05.310	1:10.918	41.445	208.9	28:56.928
10	1	2:35.048	45.715	1:07.970	41.363	213.0	31:31.976
11	1	2:33.698	45.849	1:06.959	40.890	211.4	34:05.674



# SUPERCAR CHALLENGE + GT&PROTO


## SPA RACING FESTIVAL

### RACE 2 (60' + 1 lap)

### Starting Grid

<b>Henk TAPPEL</b> 405	- 29 -	<b>499</b> Spirit Racing	<b>Joey VAN SPLUNTEREN</b>
3:01.657			3:06.453
<b>Pascal EHLERT</b> RDS Racing <b>444</b>	- 28 -	<b>409</b> DRDO	<b>Hans CREEMERS</b>
2:58.745			3:00.148
<b>Peter VAN DER HAM</b> DRDO <b>327</b>	- 27 -	<b>411</b> DRDO	<b>Hans KOLENAAR</b>
2:57.835			2:58.450
<b>Jan Willem VAN STEE</b> DRDO <b>325</b>	- 26 -	<b>403</b> Kustlicht	<b>John VAN DER VOORT</b>
2:53.603			2:57.567
<b>Max VEELS</b> JW Raceservice <b>266</b>	- 25 -	<b>381</b> Why Not Pitstop Racing Events	<b>Nicolas DELENCRE</b>
2:51.520			2:52.042
<b>F. VAN DUJN</b> Koopman Racing <b>347</b>	- 24 -	<b>404</b> Spirit Racing	<b>Bart DROST</b>
2:49.905			2:50.409
<b>Lucas GROENEVELD</b> 450	- 23 -	<b>326</b> DRDO	<b>André SEINEN</b>
2:49.221			2:49.371
<b>S. DULLAART</b> DRDO <b>322</b>	- 22 -	<b>324</b> DRDO	<b>Jean-Pierre VERHOEVEN</b>
2:45.667			2:46.186
<b>Emile DRUMMEN</b> DRDO <b>323</b>	- 21 -	<b>401</b> Traxx Racing Team	<b>Chris VOET</b>
2:45.469			2:45.479
<b>Alan PUBRICK</b> ALP Racing <b>530</b>	- 20 -	<b>321</b> DRDO	<b>R. DULLAART</b>
2:45.349			2:45.463
<b>Dirk SCHULZ</b> Topper Team <b>109</b>	- 19 -	<b>402</b> Spirit Racing	<b>Rob NIEMAN</b>
2:41.740			2:43.653
<b>Rene SNEL</b> Koopman Racing <b>346</b>	- 18 -	<b>318</b> DRDO	<b>Cor EUSER</b>
2:38.952			2:40.946
<b>Ted VAN VLIET</b> JR Motorsport <b>208</b>	- 17 -	<b>355</b> Brightfiber de Vreede/ de Leeuw	<b>Patrick DE VREEDE</b>
2:35.830			2:35.902
<b>Stephan POLDERMAN</b> Ferry Monster Autosport <b>203</b>	- 16 -	<b>264</b> DK-Racing powered by FMA	<b>Jonas DE KIMPE</b>
2:34.688			2:34.772
<b>R. VAN LOON</b> Blueberry Racing <b>222</b>	- 15 -	<b>259</b> BS Racing Team	<b>Marcel VAN DE MAAT</b>
2:33.091			2:34.499
<b>Ruud OLIJ</b> Stichting Euro Autosport <b>246</b>	- 14 -	<b>514</b> VR Motorsport	<b>Alastair BOULTON</b>
2:32.914			2:33.033
<b>René STEENMETZ</b> Ferry Monster Autosport <b>202</b>	- 13 -	<b>245</b> Harders Plaza	<b>R. VAN DEN BERG</b>
2:32.211			2:32.416
<b>Danny VAN DONGEN</b> BlueBerry Racing <b>511</b>	- 12 -	<b>181</b> Go Motorsports by DVB	<b>Cengiz OGUZHAN</b>
2:30.508			2:32.001
<b>Willem MEULDERS</b> Speedlover <b>186</b>	- 11 -	<b>201</b> Febo Racing Team	<b>Dennis DE BORST</b>
2:29.120			2:29.700
<b>Bob HERBER</b> BODA Racing <b>106</b>	- 10 -	<b>118</b> Certainty Racing	<b>Floris DULLAART</b>
2:28.687			2:28.829
<b>Martin LANTING</b> JR Motorsport <b>108</b>	- 9 -	<b>212</b> Prime Racing	<b>Jean-Pierre LEQUEUX</b>
2:28.444			2:28.581
<b>Jos JANSEN</b> JJ Racing <b>126</b>	- 8 -	<b>188</b> Speedlover	<b>John DE WILDE</b>
2:28.159			2:28.229
<b>E. GROUWELS</b> Race Art <b>190</b>	- 7 -	<b>107</b> BODA Racing	<b>Daan MEIJER</b>
2:27.963			2:28.118
<b>Javier IBRAN PARDO</b> BE Motorsport <b>293</b>	- 6 -	<b>182</b> DVB Racing bvba	<b>Koen WAUTERS</b>
2:26.333			2:27.726
<b>Enk CEYISAKAR</b> Go Motorsports by DVB <b>180</b>	- 5 -	<b>189</b> Race Art	<b>R. GROUWELS</b>
2:25.714			2:26.308
<b>Alain BERG</b> Alain Berg <b>473</b>	- 4 -	<b>111</b> JR Motorsport	<b>Ward SLUYS</b>
2:25.501			2:25.549
<b>Michael VERHAGEN</b> JR Motorsport <b>199</b>	- 3 -	<b>124</b> Oliver Freymuth	<b>Oliver FREYMUTH</b>
2:19.759			2:20.131
<b>Sigmar PFEIFER</b> Powermotorsports <b>265</b>	- 2 -	<b>213</b> EDEKA Aschoff Racing	<b>Max ASCHOFF</b>
2:17.715			2:19.500
<b>Julien SCHELL</b> Pegasus Racing <b>229</b>	- 1 -	<b>410</b> Tim Gray Motorsport	<b>Neil PRIMROSE</b>

Pole




**SUPERCAR CHALLENGE + GT&PROTO**  
**SPA RACING FESTIVAL**  
**RACE 2 (60' + 1 lap)**

Starting Grid

<b>Race Director</b>	<b>Stewards</b>	<b>Timekeeper:</b> Xavi Lozano JOB-0057-CAT
----------------------	-----------------	---





# SUPERCAR CHALLENGE + GT&PROTO

## SPA RACING FESTIVAL

### RACE 2 ((60' + 1 lap))

## Final Classification


Drivers	Team	Vehicle	Class	Laps	Total Time	Gap	Kph	Best Lap	
								Lap	Time Kph
1229 J. SCHELL	Pegasus Racing	GINETTA G57	LMP3	26	<b>1:03:25.699</b>	-	172.1	3	<b>2:18.566</b> 182.0
2213 M. ASCHOFF	EDEKA Aschoff Racing	GINETTA Nissan G58	LMP3	26	<b>1:04:04.775</b>	+39.076	170.4	3	<b>2:19.992</b> 180.1
3212 J. LEQUEUX/J. UEBERECKEN	Prime Racing	GINETTA Nissan G57	LMP3	26	<b>1:05:13.007</b>	+1:47.308	167.4	22	<b>2:22.215</b> 177.3
4410 N. PRIMROSE	Tim Gray Motorsport	NORMA M230FC	CN	25	<b>1:02:54.649</b>	1 Lap	166.9	3	<b>2:22.990</b> 176.3
5124 O. FREYMUTH	Oliver Freymuth	LAMBORGHINI Super Trophée	SGT	25	<b>1:04:22.623</b>	1 Lap	163.1	4	<b>2:27.936</b> 170.4
6199 M. VERHAGEN/W. MEIJER	JR Motorsport	BMW M4 Silhouette 3.2	GT	25	<b>1:04:29.725</b>	1 Lap	162.8	4	<b>2:28.520</b> 169.8
7189 . R. GROUWELS	Race Art	PORSCHE 991 Gen II	GT	25	<b>1:04:50.552</b>	1 Lap	161.9	4	<b>2:29.676</b> 168.5
8190 . E. GROUWELS	Race Art	PORSCHE 991 Gen II	GT	25	<b>1:04:54.347</b>	1 Lap	161.8	3	<b>2:30.139</b> 167.9
9293 J. IBRAN PARDO/.	BE Motorsport	LIGIER LMP3	LMP3	25	<b>1:04:54.799</b>	1 Lap	161.7	10	<b>2:28.807</b> 169.4
10180 C. CEYISAKAR/J. VAN HOOYDONCK	Go Motorsports by DVB	PORSCHE 991 GT3 Cup	GT	25	<b>1:05:09.488</b>	1 Lap	161.1	19	<b>2:29.382</b> 168.8
11108 M. LANTING	JR Motorsport	BMW M3 GTMR	GT	25	<b>1:05:13.002</b>	1 Lap	161.0	9	<b>2:30.425</b> 167.6
12188 J. DE WILDE	Speedlover	PORSCHE 991 GT3 Cup	GT	25	<b>1:05:14.799</b>	1 Lap	160.9	5	<b>2:29.567</b> 168.6
13126 J. JANSEN	JJ Racing	PORSCHE 997 Cup	GT	25	<b>1:05:17.833</b>	1 Lap	160.8	5	<b>2:30.714</b> 167.3
14111 W. SLUYS/B. SCHOUTEN	JR Motorsport	BMW M4 Silhouette	GT	25	<b>1:05:20.186</b>	1 Lap	160.7	9	<b>2:28.399</b> 169.9
15107 D. MEIJER	BODA Racing	PORSCHE 991 GT3 Cup	GT	25	<b>1:05:27.724</b>	1 Lap	160.4	4	<b>2:31.201</b> 166.8
16106 B. HERBER	BODA Racing	PORSCHE 991 Gen II	GT	25	<b>1:05:53.240</b>	1 Lap	159.3	5	<b>2:30.490</b> 167.5
17118 F. DULLAART/N. LANGEVELD	Certainty Racing	PORSCHE 991 GT3 Cup	GT	25	<b>1:06:03.493</b>	1 Lap	158.9	9	<b>2:28.534</b> 169.8
18511 T. GRAY	BlueBerry Racing	PRAGA R1	SR3	24	<b>1:03:39.182</b>	2 Laps	158.3	16	<b>2:31.910</b> 166.0
19186 W. MEULDERS/R. RENMANS	Speedlover	PORSCHE 991 GT3 Cup	GT	24	<b>1:03:45.635</b>	2 Laps	158.1	15	<b>2:34.936</b> 166.6
20202 R. STEENMETZ	Ferry Monster Autosport	Leon Cupra TCR	SS1	24	<b>1:04:17.845</b>	2 Laps	156.7	18	<b>2:35.404</b> 162.2
21264 J. DE KIMPE/P. SPEELMAN	DK-Racing powered by FMA	VW Golf TCR	SS1	24	<b>1:04:33.052</b>	2 Laps	156.1	4	<b>2:33.971</b> 163.8
22259 M. VAN DE MAAT/P. SCHREURS	BS Racing Team	BMW E46 GTR	SS1	24	<b>1:04:33.200</b>	2 Laps	156.1	19	<b>2:35.553</b> 162.1
23245 . R. VAN DEN BERG/. B. VAN DEN BERG	Harders Plaza	BMW E90	SS1	24	<b>1:04:39.956</b>	2 Laps	155.9	13	<b>2:34.936</b> 162.7
24246 R. OLIJ	Stichting Euro Autosport	BMW E92 M3	SS1	24	<b>1:04:41.444</b>	2 Laps	155.8	3	<b>2:34.116</b> 163.6
25203 S. POLDERMAN	Ferry Monster Autosport	Leon Cupra TCR	SS1	24	<b>1:04:45.580</b>	2 Laps	155.6	5	<b>2:34.685</b> 163.0
26222 . R. VAN LOON/. L. VAN LOON	Blueberry Racing	BMW E46 M3	SS1	24	<b>1:04:54.134</b>	2 Laps	155.3	16	<b>2:36.328</b> 161.3
27514 A. BOULTON/A. BERG	VR Motorsport	RADICAL SR3	SR3	24	<b>1:05:07.453</b>	2 Laps	154.8	22	<b>2:34.131</b> 163.6
28266 M. VEELS/J. VAN DER ENDE	JW Raceservice	SEAT Sport Leon Cup Racer	SS1	24	<b>1:05:20.721</b>	2 Laps	154.2	4	<b>2:36.374</b> 161.2
29208 T. VAN VLIET	JR Motorsport	BMW E92 V8	SS1	23	<b>1:03:32.992</b>	3 Laps	152.0	6	<b>2:39.626</b> 158.0
30381 N. DELENCRE	Why Not Pitstop Racing Events	PEUGEOT 308 CUP	SS2	23	<b>1:05:19.979</b>	3 Laps	147.8	4	<b>2:42.165</b> 155.5
31530 A. PUBRICK/D. BRISE	ALP Racing	SAKER Rap X	SR3	23	<b>1:05:28.905</b>	3 Laps	147.5	4	<b>2:32.480</b> 165.4
32181 C. OGUZHAN	Go Motorsports by DVB	PORSCHE 991 GT3 Cup	GT	22	<b>58:41.596</b>	4 Laps	157.4	5	<b>2:31.944</b> 165.9
33355 P. DE VREEDE/R. DE LEEUW	Brightfiber de Vreede/ de Leeuw	BMW E46 M3	SS2	22	<b>1:02:22.949</b>	4 Laps	148.1	14	<b>2:40.919</b> 156.7
34318 C. EUSER	DRDO	BMW M3	SS2	22	<b>1:03:18.189</b>	4 Laps	145.9	3	<b>2:44.869</b> 152.9
35323 E. DRUMMEN/R. FRIEDERICH	DRDO	BMW	SS2	22	<b>1:03:41.477</b>	4 Laps	145.0	16	<b>2:48.194</b> 149.9
36321 . R. DULLAART/S. DULLAART	DRDO	BMW M3	SS2	22	<b>1:03:53.266</b>	4 Laps	144.6	3	<b>2:47.015</b> 151.0
37401 C. VOET/B. VAN DEN BROECK	Traxx Racing Team	PEUGEOT RCZ Cup	SD	22	<b>1:04:40.646</b>	4 Laps	142.8	4	<b>2:46.964</b> 151.0
38499 J. VAN SPLUNTEREN	Spirit Racing	RENAULT Clio	SD	22	<b>1:04:44.802</b>	4 Laps	142.7	13	<b>2:47.610</b> 150.4
39450 L. GROENEVELD		Renault Clio	SD	22	<b>1:05:24.560</b>	4 Laps	141.2	2	<b>2:50.595</b> 147.8
40405 H. TAPPEL		BMW Zilhouette	SD	22	<b>1:05:28.221</b>	4 Laps	141.1	18	<b>2:50.606</b> 147.8
41324 J. VERHOEVEN/J. VERHOEVEN	DRDO	BMW Compact	SS2	22	<b>1:05:36.451</b>	4 Laps	140.8	17	<b>2:50.091</b> 148.2
42327 P. VAN DER HAM	DRDO	BMW M3 E46	SS2	21	<b>1:03:22.163</b>	5 Laps	139.1	13	<b>2:51.835</b> 146.7
43403 J. VAN DER VOORT/S. VAN DER SLOOT	Kustlicht	ALFA 147	SD	21	<b>1:03:33.971</b>	5 Laps	138.7	20	<b>2:49.590</b> 148.7
44402 R. NIEMAN/.	Spirit Racing	RENAULT Clio 1.6 Turbo	SD	21	<b>1:03:37.101</b>	5 Laps	138.6	4	<b>2:48.504</b> 149.6
45404 B. DROST	Spirit Racing	RENAULT Clio 1.6 Turbo	SD	21	<b>1:03:41.620</b>	5 Laps	138.4	15	<b>2:52.981</b> 145.8
46444 P. EHLERT	RDS Racing	RENAULT Clio RS 3	SD	21	<b>1:03:47.730</b>	5 Laps	138.2	18	<b>2:52.836</b> 145.9
47325 J. VAN STEE	DRDO	BMW 130i	SS2	21	<b>1:04:14.545</b>	5 Laps	137.3	6	<b>2:55.819</b> 143.4
48411 H. KOLENAAR	DRDO	MAZDA MX5	SD	21	<b>1:05:56.177</b>	5 Laps	133.7	21	<b>3:00.408</b> 139.8
49409 H. CREEMERS/R. VAN STEEN	DRDO	BMW E36	SD	20	<b>1:04:57.360</b>	6 Laps	129.3	3	<b>3:06.052</b> 135.5
50346 R. SNEL	Koopman Racing	BMW E36	SS2	19	<b>54:22.979</b>	7 Laps	146.7	6	<b>2:40.239</b> 157.4

### Not classified:

326 A. SEINEN	DRDO	BMW 130i	SS2	18	<b>1:03:13.534</b>			14	<b>2:56.486</b> 142.9
201 D. DE BORST/S. VAN OORD	Febo Racing Team	Leon Cupra TCR	SS1	16	<b>43:57.565</b>			4	<b>2:35.030</b> 162.6
109 D. SCHULZ	Topper Team	PORSCHE 997 Cup	GT	14	<b>41:29.825</b>			4	<b>2:45.458</b> 152.4
182 K. WAUTERS/K. WAUTERS	DVB Racing bvba	PORSCHE 991 GT3 Cup	GT	10	<b>27:25.644</b>			4	<b>2:28.734</b> 169.5
322 . S. DULLAART/. D. DULLAART	DRDO	BMW M3	SS2	7	<b>20:53.016</b>			5	<b>2:50.586</b> 147.8

### Not started

265 S. PFEIFER	Powermotorsports	NORMA V8	LMP3						
473 A. BERG	Alain Berg	RADICAL SR8	CN						
347 . F. VAN DUIN/. T. VAN DUIN/. C. VAN DUIN	Koopman Racing	BMW M3 Cup	SS2						



# SUPERCAR CHALLENGE + GT&PROTO

SPA RACING FESTIVAL

RACE 2 ((60' + 1 lap))

## Final Classification


Drivers	Team	Vehicle	Class	Laps	Total Time	Gap	Kph	Best Lap	
								Lap	Time
<b>Pole Position</b>		J. SCHELL				<b>2:17.715</b>		183.1	Kph
<b>Fastest Lap</b>		Lap 3 Julien SCHELL				<b>2:18.566</b>		182.0	Kph

CAR 106 (2x) - 108 - 118 (3x) - 186 (2x) - 245 - 246 - 322 (2x) - 327 AND 530 PENALTY 10 SECONDS DUE TO TRACK LIMITS  
CAR 229 PENALTY 20 SECONDS DUE TO PIT WINDOW INFRINGEMENT

Published at: .....

Track Status: **DRY**

<b>Race Director</b>	<b>Stewards</b>	<b>Timekeeper:</b> Xavi Lozano JOB-0057-CAT
----------------------	-----------------	---




# SUPERCAR CHALLENGE + GT&PROTO

## SPA RACING FESTIVAL

### RACE 2

### Final Classification by Group

Nr. Drivers	Team	Car	Laps	Total Time	Gap	Kph	Best Lap	
							Lap	Time Kph
<b>GT&amp;P</b>								
1 229 J. SCHELL	Pegasus Racing	GINETTA G57	26	<b>1:03:25.699</b>		172.1	3	<b>2:18.566</b> 182.0
2 213 M. ASCHOFF	EDEKA Aschoff Racing	GINETTA Nissan G58	26	<b>1:04:04.775</b>	+39.076	170.4	3	<b>2:19.992</b> 180.1
3 212 J. LEQUEUX / J. UEBEREKEN	Prime Racing	GINETTA Nissan G57	26	<b>1:05:13.007</b>	+1'47.308	167.4	22	<b>2:22.215</b> 177.3
4 410 N. PRIMROSE	Tim Gray Motorsport	NORMA M230FC	25	<b>1:02:54.649</b>	1 Laps	166.9	3	<b>2:22.990</b> 176.3
5 124 O. FREYMUTH	Oliver Freymuth	LAMBORGHINI Super Trophéo	25	<b>1:04:22.623</b>	1 Laps	163.1	4	<b>2:27.936</b> 170.4
6 293 J. IBRAN PARDO / .	BE Motorsport	LIGIER LMP3	25	<b>1:04:54.799</b>	1 Laps	161.7	10	<b>2:28.807</b> 169.4
7 511 T. GRAY	BlueBerry Racing	PRAGA R1	24	<b>1:03:39.182</b>	2 Laps	158.3	16	<b>2:31.910</b> 166.0
8 514 A. BOULTON / A. BERG	VR Motorsport	RADICAL SR3	24	<b>1:05:07.453</b>	2 Laps	154.8	22	<b>2:34.131</b> 163.6
9 530 A. PUBRICK / D. BRISE	ALP Racing	SAKER Rap X	23	<b>1:05:28.905</b>	3 Laps	147.5	4	<b>2:32.480</b> 165.4
<b>Not started</b>								
265 S. PFEIFER	Powermotorsports	NORMA V8						
473 A. BERG	Alain Berg	RADICAL SR8						
<b>SP</b>								
1 199 M. VERHAGEN / W. MEIJER	JR Motorsport	BMW M4 Silhouette 3.2	25	<b>1:04:29.725</b>		162.8	4	<b>2:28.520</b> 169.8
2 189 . R. GROUWELS	Race Art	PORSCHE 991 Gen II	25	<b>1:04:50.552</b>	+20.827	161.9	4	<b>2:29.676</b> 168.5
3 190 . E. GROUWELS	Race Art	PORSCHE 991 Gen II	25	<b>1:04:54.347</b>	+24.622	161.8	3	<b>2:30.139</b> 167.9
4 180 C. CEYSAKAR / J. VAN HOOYDONCK	Go Motorsports by DVB	PORSCHE 991 GT3 Cup	25	<b>1:05:09.488</b>	+39.763	161.1	19	<b>2:29.382</b> 168.8
5 108 M. LANTING	JR Motorsport	BMW M3 GTMR	25	<b>1:05:13.002</b>	+43.277	161.0	9	<b>2:30.425</b> 167.6
6 188 J. DE WILDE	Speedlover	PORSCHE 991 GT3 Cup	25	<b>1:05:14.799</b>	+45.074	160.9	5	<b>2:29.567</b> 168.6
7 126 J. JANSEN	JJ Racing	PORSCHE 997 Cup	25	<b>1:05:17.833</b>	+48.108	160.8	5	<b>2:30.714</b> 167.3
8 111 W. SLUYS / B. SCHOUTEN	JR Motorsport	BMW M4 Silhouette	25	<b>1:05:20.186</b>	+50.461	160.7	9	<b>2:28.399</b> 169.9
9 107 D. MEIJER	BODA Racing	PORSCHE 991 GT3 Cup	25	<b>1:05:27.724</b>	+57.999	160.4	4	<b>2:31.201</b> 166.8
10 106 B. HERBER	BODA Racing	PORSCHE 991 Gen II	25	<b>1:05:53.240</b>	+1'23.515	159.3	5	<b>2:30.490</b> 167.5
11 118 F. DULLAART / N. LANGEVELD	Certainty Racing	PORSCHE 991 GT3 Cup	25	<b>1:06:03.493</b>	+1'33.768	158.9	9	<b>2:28.534</b> 169.8
12 186 W. MEULDERS / R. RENMANS	Speedlover	PORSCHE 991 GT3 Cup	24	<b>1:03:45.635</b>	1 Laps	158.1	15	<b>2:31.383</b> 166.6
13 202 R. STEENMETZ	Ferry Monster Autosport	Leon Cupra TCR	24	<b>1:04:17.845</b>	1 Laps	156.7	18	<b>2:35.404</b> 162.2
14 264 J. DE KIMPE / P. SPEELMAN	DK-Racing powered by FMA	VW Golf TCR	24	<b>1:04:33.052</b>	1 Laps	156.1	4	<b>2:33.971</b> 163.8
15 259 M. VAN DE MAAT / P. SCHREURS	BS Racing Team	BMW E46 GTR	24	<b>1:04:33.200</b>	1 Laps	156.1	19	<b>2:35.553</b> 162.1
16 245 . R. VAN DEN BERG / . B. VAN DEN BERG	Hadders Plaza	BMW E90	24	<b>1:04:39.956</b>	1 Laps	155.9	13	<b>2:34.936</b> 162.7
17 246 R. OLIJ	Stichting Euro Autosport	BMW E92 M3	24	<b>1:04:41.444</b>	1 Laps	155.8	3	<b>2:34.116</b> 163.6
18 203 S. POLDERMAN	Ferry Monster Autosport	Leon Cupra TCR	24	<b>1:04:45.580</b>	1 Laps	155.6	5	<b>2:34.685</b> 163.0
19 222 . R. VAN LOON / . L. VAN LOON	Blueberry Racing	BMW E46 M3	24	<b>1:04:54.134</b>	1 Laps	155.3	16	<b>2:36.328</b> 161.3
20 266 M. VEELS / J. VAN DER ENDE	JW Raceservice	SEAT Sport Leon Cup Racer	24	<b>1:05:20.721</b>	1 Laps	154.2	4	<b>2:36.374</b> 161.2
21 208 T. VAN VLIET	JR Motorsport	BMW E92 V8	23	<b>1:03:32.992</b>	2 Laps	152.0	6	<b>2:39.626</b> 158.0
22 381 N. DELENCRE	Why Not Pitstop Racing Events	PEUGEOT 308 CUP	23	<b>1:05:19.979</b>	2 Laps	147.8	4	<b>2:42.165</b> 155.5
23 181 C. OGUZHAN	Go Motorsports by DVB	PORSCHE 991 GT3 Cup	22	<b>58:41.596</b>	3 Laps	157.4	5	<b>2:31.944</b> 165.9
24 355 P. DE VREEDE / R. DE LEEUW	Brightfiber de Vreede/ de Leeuw	BMW E46 M3	22	<b>1:02:22.949</b>	3 Laps	148.1	14	<b>2:40.919</b> 156.7
25 318 C. EUSER	DRDO	BMW M3	22	<b>1:03:18.189</b>	3 Laps	145.9	3	<b>2:44.869</b> 152.9
26 323 E. DRUMMEN / R. FRIEDERICH	DRDO	BMW	22	<b>1:03:41.477</b>	3 Laps	145.0	16	<b>2:48.194</b> 149.9
27 321 . R. DULLAART / S. DULLAART	DRDO	BMW M3	22	<b>1:03:53.266</b>	3 Laps	144.6	3	<b>2:47.015</b> 151.0
28 401 C. VOET / B. VAN DEN BROECK	Traxx Racing Team	PEUGEOT RCZ Cup	22	<b>1:04:40.646</b>	3 Laps	142.8	4	<b>2:46.964</b> 151.0
29 499 J. VAN SPLUNTEREN	Spirit Racing	RENAULT Clio	22	<b>1:04:44.802</b>	3 Laps	142.7	13	<b>2:47.610</b> 150.4
30 450 L. GROENEVELD		Renault Clio	22	<b>1:05:24.560</b>	3 Laps	141.2	2	<b>2:50.595</b> 147.8
31 405 H. TAPPEL		BMW Zilhouette	22	<b>1:05:28.221</b>	3 Laps	141.1	18	<b>2:50.606</b> 147.8
32 324 J. VERHOEVEN / J. VERHOEVEN	DRDO	BMW Compact	22	<b>1:05:36.451</b>	3 Laps	140.8	17	<b>2:50.091</b> 148.2
33 327 P. VAN DER HAM	DRDO	BMW M3 E46	21	<b>1:03:22.163</b>	4 Laps	139.1	13	<b>2:51.835</b> 146.7
34 403 J. VAN DER VOORT / S. VAN DER SLOOT	Kustlicht	ALFA 147	21	<b>1:03:33.971</b>	4 Laps	138.7	20	<b>2:49.590</b> 148.7
35 402 R. NIEMAN / .	Spirit Racing	RENAULT Clio 1.6 Turbo	21	<b>1:03:37.101</b>	4 Laps	138.6	4	<b>2:48.504</b> 149.6
36 404 B. DROST	Spirit Racing	RENAULT Clio 1.6 Turbo	21	<b>1:03:41.620</b>	4 Laps	138.4	15	<b>2:52.981</b> 145.8
37 444 P. EHLERT	RDS Racing	RENAULT Clio RS 3	21	<b>1:03:47.730</b>	4 Laps	138.2	18	<b>2:52.836</b> 145.9
38 325 J. VAN STEE	DRDO	BMW 130i	21	<b>1:04:14.545</b>	4 Laps	137.3	6	<b>2:55.819</b> 143.4
39 411 H. KOLENAAR	DRDO	MAZDA MX5	21	<b>1:05:56.177</b>	4 Laps	133.7	21	<b>3:00.408</b> 139.8
40 409 H. CREEMERS / R. VAN STEEN	DRDO	BMW E36	20	<b>1:04:57.360</b>	5 Laps	129.3	3	<b>3:06.052</b> 135.5
41 346 R. SNEL	Koopman Racing	BMW E36	19	<b>54:22.979</b>	6 Laps	146.7	6	<b>2:40.239</b> 157.4
<b>Not classified:</b>								
326 A. SEINEN	DRDO	BMW 130i	18	<b>1:03:13.534</b>			14	<b>2:56.486</b> 142.9
201 D. DE BORST / S. VAN OORD	Febo Racing Team	Leon Cupra TCR	16	<b>43:57.565</b>			4	<b>2:35.030</b> 162.6
109 D. SCHULZ	Topper Team	PORSCHE 997 Cup	14	<b>41:29.825</b>			4	<b>2:45.458</b> 152.4
182 K. WAUTERS / K. WAUTERS	DVB Racing bvba	PORSCHE 991 GT3 Cup	10	<b>27:25.644</b>			4	<b>2:28.734</b> 169.5
322 . S. DULLAART / . D. DULLAART	DRDO	BMW M3	7	<b>20:53.016</b>			5	<b>2:50.586</b> 147.8
<b>Not started</b>								
347 . F. VAN DUIN / . T. VAN DUIN / . C. VAN DUIN	Koopman Racing	BMW M3 Cup						



**SUPERCAR CHALLENGE + GT&PROTO**  
**SPA RACING FESTIVAL**  
**RACE 2**

**Final Classification by Group**

Nr. Drivers	Team	Car	Laps	Total Time	Gap	Kph	Best Lap	
							Lap	Time Kph


CAR 106 (2x) - 108 - 118 (3x) - 186 (2x) - 245 - 246 - 322 (2x) - 327 AND 530 PENALTY 10 SECONDS DUE TO TRACK LIMITS  
CAR 229 PENALTY 20 SECONDS DUE TO PIT WINDOW INFRINGEMENT

Published at: .....

Track Status: **DRY**

<b>Race Director</b>	<b>Stewards</b>	<b>Timekeeper:</b> Xavi Lozano JOB-0057-CAT
----------------------	-----------------	---






# SUPERCAR CHALLENGE + GT&PROTO

## SPA RACING FESTIVAL

### RACE 2

#### Final Classification by Class

Nr. Drivers	Team	Car	Laps	Total Time	Gap	Kph	Best Lap	
							Lap	Time Kph
<b>Division CN</b>								
1 410 N. PRIMROSE	Tim Gray Motorsport	NORMA M230FC	25	1:02:54.649		166.9	3	2:22.990 176.3
<i>Not started</i>								
473 A. BERG	Alain Berg	RADICAL SR8						
<b>Division Radical SR3 - Praga n/a</b>								
1 511 T. GRAY	BlueBerry Racing	PRAGA R1	24	1:03:39.182		158.3	16	2:31.910 166.0
2 514 A. BOULTON / A. BERG	VR Motorsport	RADICAL SR3	24	1:05:07.453	+1'28.271	154.8	22	2:34.131 163.6
3 530 A. PUBRICK / D. BRISE	ALP Racing	SAKER Rap X	23	1:05:28.905	1 Laps	147.5	4	2:32.480 165.4
<b>GT Division</b>								
1 199 M. VERHAGEN / W. MEIJER	JR Motorsport	BMW M4 Silhouette 3.2	25	1:04:29.725		162.8	4	2:28.520 169.8
2 189 . R. GROUWELS	Race Art	PORSCHE 991 Gen II	25	1:04:50.552	+20.827	161.9	4	2:29.676 168.5
3 190 . E. GROUWELS	Race Art	PORSCHE 991 Gen II	25	1:04:54.347	+24.622	161.8	3	2:30.139 167.9
4 180 C. CEYISAKAR / J. VAN HOOYDONCK	Go Motorsports by DVB	PORSCHE 991 GT3 Cup	25	1:05:09.488	+39.763	161.1	19	2:29.382 168.8
5 108 M. LANTING	JR Motorsport	BMW M3 GTMR	25	1:05:13.002	+43.277	161.0	9	2:30.425 167.6
6 188 J. DE WILDE	Speedlover	PORSCHE 991 GT3 Cup	25	1:05:14.799	+45.074	160.9	5	2:29.567 168.6
7 126 J. JANSEN	JJ Racing	PORSCHE 997 Cup	25	1:05:17.833	+48.108	160.8	5	2:30.714 167.3
8 111 W. SLUYS / B. SCHOUTEN	JR Motorsport	BMW M4 Silhouette	25	1:05:20.186	+50.461	160.7	9	2:28.399 169.9
9 107 D. MEIJER	BODA Racing	PORSCHE 991 GT3 Cup	25	1:05:27.724	+57.999	160.4	4	2:31.201 166.8
10 106 B. HERBER	BODA Racing	PORSCHE 991 Gen II	25	1:05:53.240	+1'23.515	159.3	5	2:30.490 167.5
11 118 F. DULLAART / N. LANGEVELD	Certainty Racing	PORSCHE 991 GT3 Cup	25	1:06:03.493	+1'33.768	158.9	9	2:28.534 169.8
12 186 W. MEULDERS / R. RENMANS	Speedlover	PORSCHE 991 GT3 Cup	24	1:03:45.635	1 Laps	158.1	15	2:31.383 166.6
13 181 C. OGUZHAN	Go Motorsports by DVB	PORSCHE 991 GT3 Cup	22	58:41.596	3 Laps	157.4	5	2:31.944 165.9
<i>Not classified:</i>								
109 D. SCHULZ	Topper Team	PORSCHE 997 Cup	14	41:29.825			4	2:45.458 152.4
182 K. WAUTERS / K. WAUTERS	DVB Racing bvba	PORSCHE 991 GT3 Cup	10	27:25.644			4	2:28.734 169.5
<b>LMP3 / Ginetta / Norma Division</b>								
1 229 J. SCHELL	Pegasus Racing	GINETTA G57	26	1:03:25.699		172.1	3	2:18.566 182.0
2 213 M. ASCHOFF	EDEKA Aschoff Racing	GINETTA Nissan G58	26	1:04:04.775	+39.076	170.4	3	2:19.992 180.1
3 212 J. LEQUEUX / J. UEBERECKEN	Prime Racing	GINETTA Nissan G57	26	1:05:13.007	+1'47.308	167.4	22	2:22.215 177.3
4 293 J. IBRAN PARDO / .	BE Motorsport	LIGIER LMP3	25	1:04:54.799	1 Laps	161.7	10	2:28.807 169.4
<i>Not started</i>								
265 S. PFEIFER	Powermotorsports	NORMA V8						
<b>Sport Division</b>								
1 401 C. VOET / B. VAN DEN BROECK	Traxx Racing Team	PEUGEOT RCZ Cup	22	1:04:40.646		142.8	4	2:46.964 151.0
2 499 J. VAN SPLUNTEREN	Spirit Racing	RENAULT Clio	22	1:04:44.802	+4.156	142.7	13	2:47.610 150.4
3 450 L. GROENEVELD		Renault Clio	22	1:05:24.560	+43.914	141.2	2	2:50.595 147.8
4 405 H. TAPPEL		BMW Zilhouette	22	1:05:28.221	+47.575	141.1	18	2:50.606 147.8
5 403 J. VAN DER VOORT / S. VAN DER SLOOT	Kustlicht	ALFA 147	21	1:03:33.971	1 Laps	138.7	20	2:49.590 148.7
6 402 R. NIEMAN / .	Spirit Racing	RENAULT Clio 1.6 Turbo	21	1:03:37.101	1 Laps	138.6	4	2:48.504 149.6
7 404 B. DROST	Spirit Racing	RENAULT Clio 1.6 Turbo	21	1:03:41.620	1 Laps	138.4	15	2:52.981 145.8
8 444 P. EHLERT	RDS Racing	RENAULT Clio RS 3	21	1:03:47.730	1 Laps	138.2	18	2:52.836 145.9
9 411 H. KOLENAAR	DRDO	MAZDA MX5	21	1:05:56.177	1 Laps	133.7	21	3:00.408 139.8
10 409 H. CREEMERS / R. VAN STEEN	DRDO	BMW E36	20	1:04:57.360	2 Laps	129.3	3	3:06.052 135.5
<b>Super GT Division</b>								
1 124 O. FREYMUTH	Oliver Freymuth	LAMBORGHINI Super Trofeo	25	1:04:22.623		163.1	4	2:27.936 170.4
<b>Supersport 1 Division</b>								
1 202 R. STEENMETZ	Ferry Monster Autosport	Leon Cupra TCR	24	1:04:17.845		156.7	18	2:35.404 162.2
2 264 J. DE KIMPE / P. SPEELMAN	DK-Racing powered by FMA	VW Golf TCR	24	1:04:33.052	+15.207	156.1	4	2:33.971 163.8
3 259 M. VAN DE MAAT / P. SCHREURS	BS Racing Team	BMW E46 GTR	24	1:04:33.200	+15.355	156.1	19	2:35.553 162.1
4 245 . R. VAN DEN BERG / . B. VAN DEN BERG	Harders Plaza	BMW E90	24	1:04:39.956	+22.111	155.9	13	2:34.936 162.7
5 246 R. OLIJ	Sichting Euro Autosport	BMW E92 M3	24	1:04:41.444	+23.599	155.8	3	2:34.116 163.6
6 203 S. POLDERMAN	Ferry Monster Autosport	Leon Cupra TCR	24	1:04:45.580	+27.735	155.6	5	2:34.685 163.0
7 222 . R. VAN LOON / . L. VAN LOON	Blueberry Racing	BMW E46 M3	24	1:04:54.134	+36.289	155.3	16	2:36.328 161.3
8 266 M. VEELS / J. VAN DER ENDE	JW Raceservice	SEAT Sport Leon Cup Racer	24	1:05:20.721	+1'02.876	154.2	4	2:36.374 161.2
9 208 T. VAN VLIET	JR Motorsport	BMW E92 V8	23	1:03:32.992	1 Laps	152.0	6	2:39.626 158.0
<i>Not classified:</i>								
201 D. DE BORST / S. VAN OORD	Febo Racing Team	Leon Cupra TCR	16	43:57.565			4	2:35.030 162.6
<b>Supersport 2 Division</b>								



## SUPERCAR CHALLENGE + GT&PROTO SPA RACING FESTIVAL RACE 2

### Final Classification by Class

Nr. Drivers	Team	Car	Laps	Total Time	Gap	Kph	Best Lap		
							Lap	Time	Kph
1 381 N. DELENCRE	Why Not Pitstop Racing Events	PEUGEOT 308 CUP	23	<b>1:05:19.979</b>		147.8	4	<b>2:42.165</b>	155.5
2 355 P. DE VREEDE / R. DE LEEUW	Brightfiber de Vreede/ de Leeuw	BMW E46 M3	22	<b>1:02:22.949</b>	1 Laps	148.1	14	<b>2:40.919</b>	156.7
3 318 C. EUSER	DRDO	BMW M3	22	<b>1:03:18.189</b>	1 Laps	145.9	3	<b>2:44.869</b>	152.9
4 323 E. DRUMMEN / R. FRIEDERICH	DRDO	BMW	22	<b>1:03:41.477</b>	1 Laps	145.0	16	<b>2:48.194</b>	149.9
5 321 . R. DULLAART / S. DULLAART	DRDO	BMW M3	22	<b>1:03:53.266</b>	1 Laps	144.6	3	<b>2:47.015</b>	151.0
6 324 J. VERHOEVEN / J. VERHOEVEN	DRDO	BMW Compact	22	<b>1:05:36.451</b>	1 Laps	140.8	17	<b>2:50.091</b>	148.2
7 327 P. VAN DER HAM	DRDO	BMW M3 E46	21	<b>1:03:22.163</b>	2 Laps	139.1	13	<b>2:51.835</b>	146.7
8 325 J. VAN STEE	DRDO	BMW 130i	21	<b>1:04:14.545</b>	2 Laps	137.3	6	<b>2:55.819</b>	143.4
9 346 R. SNEL	Koopman Racing	BMW E36	19	<b>54:22.979</b>	4 Laps	146.7	6	<b>2:40.239</b>	157.4
<b>Not classified:</b>									
326 A. SEINEN	DRDO	BMW 130i	18	<b>1:03:13.534</b>			14	<b>2:56.486</b>	142.9
322 . S. DULLAART / . D. DULLAART	DRDO	BMW M3	7	<b>20:53.016</b>			5	<b>2:50.586</b>	147.8
<b>Not started</b>									
347 . F. VAN DUIN / . T. VAN DUIN / . C. VAN DUIN	Koopman Racing	BMW M3 Cup							


CAR 106 (2x) - 108 - 118 (3x) - 186 (2x) - 245 - 246 - 322 (2x) - 327 AND 530 PENALTY 10 SECONDS DUE TO TRACK LIMITS  
CAR 229 PENALTY 20 SECONDS DUE TO PIT WINDOW INFRINGEMENT

Published at: .....

Track Status: **DRY**

<b>Race Director</b>	<b>Stewards</b>	<b>Timekeeper:</b> Xavi Lozano JOB-0057-CAT
----------------------	-----------------	---






# SUPERCAR CHALLENGE + GT&PROTO

## SPA RACING FESTIVAL

### RACE 2

#### Best Top Speeds


Team	Car	Class	Top Speed Driver	Top 1		Top 2		Top 3		Top 4		Top 5		Avg
				Kph	Lap	Kph	Lap	Kph	Lap	Kph	Lap	Kph	Lap	
213 EDEKA Aschoff Racing	GINETTA Nissan G58	LMP3	M. ASCHOFF	276.2	16	276.2	9	275.5	21	275.5	11	274.8	24	275,6
124 Oliver Freymuth	LAMBORGHINI Super Trophéo	SGT	O. FREYMUTH	274.1	6	273.4	17	272.0	19	272.0	8	272.0	7	272,7
229 Pegasus Racing	GINETTA G57	LMP3	J. SCHELL	268.7	20	267.3	13	267.3	5	267.3	6	266.7	14	267,5
212 Prime Racing	GINETTA Nissan G57	LMP3	J. LEQUEUX	264.1	22	260.2	13	257.8	18	257.1	24	254.7	19	258,8
126 JJ Racing	PORSCHE 997 Cup	GT	J. JANSEN	263.4	13	261.5	10	260.9	14	256.5	3	256.5	7	259,8
107 BODA Racing	PORSCHE 991 GT3 Cup	GT	D. MEIJER	262.8	20	262.1	23	261.5	6	261.5	7	260.2	2	261,6
106 BODA Racing	PORSCHE 991 Gen II	GT	B. HERBER	262.1	23	260.2	18	259.6	25	259.0	20	257.1	4	259,6
182 DVB Racing bvba	PORSCHE 991 GT3 Cup	GT	K. WAUTERS	260.9	4	259.0	9	257.1	2	256.5	7	253.5	3	257,4
118 Certainty Racing	PORSCHE 991 GT3 Cup	GT	F. DULLAART	260.2	4	260.2	7	259.0	9	259.0	3	258.4	6	259,4
181 Go Motorsports by DVB	PORSCHE 991 GT3 Cup	GT	C. OGUZHAN	259.6	5	257.8	4	255.9	18	255.9	8	255.3	3	256,9
188 Speedlover	PORSCHE 991 GT3 Cup	GT	J. DE WILDE	259.6	15	259.0	23	257.8	24	257.8	21	257.1	12	258,3
190 Race Art	PORSCHE 991 Gen II	GT	E. GROUWELS	259.6	25	256.5	16	255.9	2	254.1	17	252.3	9	255,7
108 JR Motorsport	BMW M3 GTMR	GT	M. LANTING	259.0	4	252.3	23	250.6	2	250.0	17	250.0	7	252,4
180 Go Motorsports by DVB	PORSCHE 991 GT3 Cup	GT	C. CEYISAKAR	257.8	23	257.8	19	257.1	6	256.5	15	255.9	24	257,0
189 Race Art	PORSCHE 991 Gen II	GT	R. GROUWELS	255.9	16	253.5	9	253.5	3	252.9	7	252.3	1	253,6
293 BE Motorsport	LIGIER LMP3	LMP3	J. IBRAN	254.1	15	253.5	20	252.9	16	251.7	19	250.0	25	252,4
186 Speedlover	PORSCHE 991 GT3 Cup	GT	W. MEULDERS	251.2	23	251.2	21	248.8	15	248.3	22	247.7	18	249,4
111 JR Motorsport	BMW M4 Silhouette	GT	W. SLUYS	250.6	7	248.3	11	247.7	12	246.0	6	245.5	2	247,6
201 Febo Racing Team	Leon Cupra TCR	SS1	D. DE BORST	247.1	13	245.5	16	245.5	14	244.3	6	243.2	9	245,1
199 JR Motorsport	BMW M4 Silhouette 3.2	GT	M. VERHAGEN	246.6	6	246.0	14	244.3	24	244.3	23	243.8	18	245,0
222 Blueberry Racing	BMW E46 M3	SS1	R. VAN LOON	246.6	16	245.5	17	244.9	22	243.8	11	243.2	13	244,8
245 Harders Plaza	BMW E90	SS1	R. VAN DEN BERG	244.9	24	242.2	22	242.2	20	241.6	19	241.6	14	242,5
410 Tim Gray Motorsport	NORMA M230FC	CN	N. PRIMROSE	244.3	20	243.8	17	243.8	7	242.2	12	242.2	13	243,3
202 Ferry Monster Autosport	Leon Cupra TCR	SS1	R. STEENMETZ	242.7	12	242.7	5	241.6	21	241.6	7	241.1	22	241,9
246 Stichting Euro Autosport	BMW E92 M3	SS1	R. OLIJ	242.7	15	242.2	24	242.2	19	242.2	14	242.2	13	242,3
264 DK-Racing powered by FMA	VW Golf TCR	SS1	J. DE KIMPE	242.7	6	242.2	21	241.6	9	241.6	7	239.5	4	241,5
203 Ferry Monster Autosport	Leon Cupra TCR	SS1	S. POLDERMAN	240.5	14	238.4	7	237.9	12	237.9	5	237.9	10	238,5
208 JR Motorsport	BMW E92 V8	SS1	T. VAN VLIET	239.5	22	238.4	2	237.9	7	236.8	15	236.8	19	237,9
530 ALP Racing	SAKER Rap X	SR3	A. PUBRICK	237.4	3	229.3	11	229.3	8	224.1	4	224.1	6	228,8
259 BS Racing Team	BMW E46 GTR	SS1	M. VAN DE MAAT	236.8	23	236.8	9	236.8	17	236.8	5	236.8	7	236,8
266 JW Raceservice	SEAT Sport Leon Cup Racer	SS1	M. VEELS	236.3	12	233.3	7	233.3	6	231.3	18	230.8	9	233,0
346 Koopman Racing	BMW E36	SS2	R. SNEL	233.3	16	233.3	14	230.3	18	225.5	15	224.5	19	229,4
109 Topper Team	PORSCHE 997 Cup	GT	D. SCHULZ	229.8	8	227.4	7	225.0	2	224.5	9	221.3	4	225,6
318 DRDO	BMW M3	SS2	C. EUSER	228.3	11	228.3	15	227.8	21	227.4	4	227.4	13	227,8
322 DRDO	BMW M3	SS2	S. DULLAART	225.9	6	215.6	4	214.3	3	206.5	5	203.0	7	213,1
381 Why Not Pitstop Racing Events	PEUGEOT 308 CUP	SS2	N. DELENCRE	225.9	4	225.0	12	224.5	16	224.1	14	223.6	20	224,6
321 DRDO	BMW M3	SS2	R. DULLAART	225.5	4	224.1	3	224.1	13	224.1	18	223.1	15	224,2
323 DRDO	BMW	SS2	E. DRUMMEN	225.5	20	225.0	16	224.1	22	223.1	13	219.1	17	223,4
514 VR Motorsport	RADICAL SR3	SR3	A. BOULTON	220.0	16	219.1	9	218.6	24	218.2	15	218.2	21	218,8
355 Brightfiber de Vreede/ de Leeuw	BMW E46 M3	SS2	P. DE VREEDE	219.1	6	216.9	14	216.4	12	215.1	15	215.1	4	216,5
401 Traxx Racing Team	PEUGEOT RCZ Cup	SD	C. VOET	218.2	8	216.9	4	216.4	7	216.4	5	216.4	6	216,9
511 BlueBerry Racing	PRAGA R1	SR3	T. GRAY	218.2	2	217.7	24	217.7	23	217.7	21	217.7	12	217,8
402 Spirit Racing	RENAULT Clio 1.6 Turbo	SD	R. NIEMAN	214.7	11	214.7	2	214.3	19	214.3	18	213.9	10	214,4
499 Spirit Racing	RENAULT Clio	SD	J. VAN STEE	211.8	12	210.9	8	210.1	3	210.1	15	210.1	7	210,6
325 DRDO	BMW 130i	SS2	J. VAN STEE	210.9	16	210.1	5	209.7	17	208.1	13	208.1	15	209,4
324 DRDO	BMW Compact	SS2	J. VERHOEVEN	210.9	19	210.5	20	210.5	15	210.1	7	209.7	18	210,3
404 Spirit Racing	RENAULT Clio 1.6 Turbo	SD	B. DROST	210.1	6	209.7	5	208.5	12	208.1	21	208.1	4	208,9
405	BMW Zilhouette	SD	H. TAPPEL	208.1	5	207.3	20	206.1	16	206.1	4	204.9	21	206,5
450	Renault Clio	SD	L. ....	207.7	11	204.9	13	204.5	22	204.5	17	204.5	12	205,2
326 DRDO	BMW 130i	SS2	A. SEINEN	205.7	11	204.5	10	204.5	8	203.8	12	201.5	9	204,0
444 RDS Racing	RENAULT Clio RS 3	SD	P. EHLERT	204.9	13	202.2	21	201.1	16	200.7	12	199.6	19	201,7



## SUPERCAR CHALLENGE + GT&PROTO SPA RACING FESTIVAL RACE 2

### Best Top Speeds

Team	Car	Class	Top Speed Driver	Top 1		Top 2		Top 3		Top 4		Top 5		
				Kph	Lap	Kph	Lap	Kph	Lap	Kph	Lap	Kph	Lap	Avg
403 Kustlicht	ALFA 147	SD	J. VAN DER WURFF	204.5	15	204.5	18	203.4	19	203.4	14	203.0	12	203,8
327 DRDO	BMW M3 E46	SS2	P. VAN DER HAM	201.9	6	194.6	19	192.5	12	187.8	13	186.2	8	192,6
411 DRDO	MAZDA MX5	SD	H. KOLENAAR	197.1	15	195.3	12	194.9	19	194.6	10	194.6	21	195,3
409 DRDO	BMW E36	SD	H. CREEMERS	190.8	8	190.1	13	190.1	12	190.1	5	189.8	3	190,2
347 Koopman Racing	BMW M3 Cup	SS2												
265 Powermotorsports	NORMA V8	LMP3												
473 Alain Berg	RADICAL SR8	CN												



## SUPERCAR CHALLENGE + GT&PROTO

### SPA RACING FESTIVAL

### RACE 2

#### Fastest Lap Sequence

Practice Time	Team	Car	Class	Driver	Time	Kph	
4:42.226	229 Pegasus Racing	GINETTA G57	LMP3	Julien SCHELL	<b>2:18.932</b>	181.5	2
7:00.792	229 Pegasus Racing	GINETTA G57	LMP3	Julien SCHELL	<b>2:18.566</b>	182.0	3
















## SUPERCAR CHALLENGE + GT&PROTO SPA RACING FESTIVAL RACE 2

Analysis by lap

Lapped

Nr	Lap Time	Gap	Nr	Lap Time	Gap	Nr	Lap Time	Gap	Nr	Lap Time	Gap	Nr	Lap Time	Gap			
444	2:55.344	4 Laps	208	2:41.955	3 Laps	213	2:46.432	59.076									
410	2:27.627	2:07.913	186	2:34.034	2 Laps	325	2:58.367	5 Laps									
323	2:49.603	3 Laps	323	2:50.441	4 Laps	202	2:36.621	2 Laps									
208	2:43.389	2 Laps	444	2:53.657	5 Laps	124	2:31.120	1 Lap									
<b>Lap 24</b>																	
229	2:24.235		511	2:34.756	2 Laps	199	2:34.462	1 Lap									
321	2:49.353	4 Laps	321	2:48.283	4 Laps	245	2:46.049	2 Laps									
186	2:34.026	2 Laps	325	2:56.174	5 Laps	246	2:38.743	2 Laps									
325	2:58.086	5 Laps	213	2:34.354	36.686	264	2:37.389	2 Laps									
511	2:35.609	2 Laps	202	2:37.616	2 Laps	259	2:36.791	2 Laps									
409	3:09.953	6 Laps	245	2:38.520	2 Laps	401	2:50.867	4 Laps									
181	2:48.218	2 Laps	409	3:09.769	6 Laps	499	2:54.733	4 Laps									
213	2:21.414	27.959	401	2:50.909	4 Laps	203	2:40.363	2 Laps									
499	2:50.984	4 Laps	499	2:51.705	4 Laps	189	2:33.207	1 Lap									
401	2:49.976	4 Laps	124	2:30.874	1 Lap	222	2:38.545	2 Laps									
202	2:35.429	2 Laps	246	2:36.218	2 Laps	190	2:33.687	1 Lap									
245	2:35.200	2 Laps	199	2:31.559	1 Lap	293	2:30.184	1 Lap									
246	2:35.933	2 Laps	264	2:36.875	2 Laps	409	3:11.829	6 Laps									
264	2:38.551	2 Laps	259	2:35.821	2 Laps	108	2:33.135	1 Lap									
259	2:37.624	2 Laps	203	2:37.478	2 Laps	514	2:36.269	2 Laps									
124	2:31.339	1 Lap	222	2:38.141	2 Laps	180	2:32.244	1 Lap									
199	2:32.864	1 Lap	189	2:34.437	1 Lap	212	2:28.871	2:07.308									
203	2:39.912	2 Laps	190	2:33.530	1 Lap	188	2:33.156	1 Lap									
450	2:55.120	4 Laps	355	2:46.906	3 Laps	126	2:36.659	1 Lap									
530	2:52.821	3 Laps	530	2:51.831	3 Laps	530	2:54.564	3 Laps									
355	2:43.548	3 Laps	293	2:30.347	1 Lap	381	2:52.720	3 Laps									
222	2:39.545	2 Laps	450	2:57.509	4 Laps	111	2:34.778	1 Lap									
381	2:47.911	3 Laps	381	2:47.336	3 Laps	266	2:41.681	2 Laps									
405	2:52.152	4 Laps	108	2:32.910	1 Lap	450	2:57.414	4 Laps									
189	2:32.755	1 Lap	514	2:39.067	2 Laps	107	2:37.338	1 Lap									
190	2:32.016	1 Lap	405	2:53.871	4 Laps	405	2:52.607	4 Laps									
324	2:51.375	4 Laps	180	2:31.457	1 Lap	106	2:34.262	1 Lap									
514	2:34.131	2 Laps	266	2:40.503	2 Laps	118	2:34.110	1 Lap									
411	3:03.925	5 Laps	324	2:53.046	4 Laps	324	2:55.935	4 Laps									
293	2:30.429	1 Lap	126	2:32.885	1 Lap	411	3:00.408	5 Laps									
108	2:33.593	1 Lap	188	2:29.932	1 Lap												
266	2:39.577	2 Laps	212	2:28.682	2:02.479												
180	2:30.526	1 Lap	111	2:33.847	1 Lap												
126	2:32.046	1 Lap	107	2:33.111	1 Lap												
111	2:34.656	1 Lap	410	2:28.521	2:12.992												
188	2:31.558	1 Lap	411	3:02.064	5 Laps												
327	2:57.160	4 Laps	106	2:34.138	1 Lap												
326	2:56.974	7 Laps	118	2:33.427	1 Lap												
212	2:23.608	1:59.424	<b>Lap 26</b>														
107	2:33.150	1 Lap	229	2:24.042													
106	2:33.315	1 Lap	327	2:57.585	5 Laps												
118	2:33.351	1 Lap	326	2:58.329	8 Laps												
410	2:26.420	2:10.098	318	2:47.713	4 Laps												
318	2:48.022	3 Laps	186	2:34.817	2 Laps												
<b>Lap 25</b>																	
229	2:25.627		208	2:42.222	3 Laps												
403	2:49.590	5 Laps	403	2:50.346	5 Laps												
402	2:51.248	5 Laps	402	2:51.057	5 Laps												
404	2:53.140	5 Laps	511	2:34.510	2 Laps												
			323	2:49.405	4 Laps												
			404	2:53.318	5 Laps												
			444	2:54.466	5 Laps												
			321	2:48.367	4 Laps												




















## SUPERCAR CHALLENGE + GT&PROTO SPA RACING FESTIVAL RACE 2

### Sector Analysis


■ Personal Best   ■ Session Best   B Crossing the finish line in pit lane

Lap	D	Time	Sector 1	Sector 2	Sector 3	T. Spd	Elapsed	Lap	D	Time	Sector 1	Sector 2	Sector 3	T. Spd	Elapsed
<b>318</b>	DRDO 1. Cor EUER						BMW M3 SS2	5	1	2:50.586	49.028	1:17.256	44.302	206.5	14:46.294
								6	1	2:50.865	48.443	1:18.302	44.120	225.9	17:37.159
								7	1	2:55.857	49.213	1:18.912	47.732	203.0	20:33.016
<b>323</b>	DRDO 1. Emile DRUMMEN 2. Ronald FRIEDERICH						BMW SS2	1	1	3:24.322	1:06.001	1:27.944	50.377	152.8	3:24.322
								2	1	3:01.595	52.132	1:22.255	47.208	177.9	6:25.917
								3	1	2:59.417	50.190	1:21.369	47.858	187.8	9:25.334
<b>321</b>	DRDO 1. R. DULLAART 2. Sander DULLAART						BMW M3 SS2	1	1	3:05.915	1:03.755	1:17.135	45.025	173.9	3:05.915
								2	1	2:48.890	49.147	1:15.329	44.414	220.9	5:54.805
								3	1	2:47.015	48.331	1:15.155	43.529	224.1	8:41.820
<b>324</b>	DRDO 1. Jean-Pierre VERHOEVEN 2. Jaxon VERHOEVEN						BMW Compact SS2	1	1	3:28.796	1:19.699	1:20.246	48.851	188.2	3:28.796
								2	1	2:57.793	50.144	1:20.404	47.245	197.1	6:26.589
								3	1	2:57.412	51.557	1:19.544	46.311	195.3	9:24.001
<b>322</b>	DRDO 1. S. DULLAART 2. D. DULLAART						BMW M3 SS2	1	1	3:13.495	1:06.065	1:21.864	45.566	164.6	3:13.495
								2	1	3:00.630	51.064	1:19.156	50.410	184.9	6:14.125
								3	1	2:50.716	48.679	1:17.599	44.438	214.3	9:04.841
								4	1	2:50.867	49.297	1:17.590	43.980	215.6	11:55.708
<b>325</b>	DRDO 1. Jan Willem VAN STEE						BMW 130i SS2	1	1	3:24.607	1:10.595	1:25.302	48.710	185.2	3:24.607










**SUPERCAR CHALLENGE + GT&PROTO  
SPA RACING FESTIVAL  
RACE 2**

**Sector Analysis**

						Personal Best		Session Best		B Crossing the finish line in pit lane						
Lap	D	Time	Sector 1	Sector 2	Sector 3	T. Spd	Elapsed	Lap	D	Time	Sector 1	Sector 2	Sector 3	T. Spd	Elapsed	
<b>450</b> 1. Lucas GROENEVELD Renault Clio SD																
1	1	3:10.651	1:06.762	1:18.398	45.491	169.0	3:10.651	2	1	2:50.595	50.019	1:15.582	44.994	202.2	6:01.246	
3	1	2:50.734	49.983	1:15.602	45.149	202.2	8:51.980	4	1	2:51.693	50.446	1:15.883	45.364	199.3	11:43.673	
5	1	2:51.647	50.428	1:15.701	45.518	200.7	14:35.320	6	1	2:50.934	50.044	1:15.489	45.401	200.4	17:26.254	
7	1	2:57.434	B	50.351	1:15.391	51.692	201.5	20:23.688	8	1	4:27.838	2:25.283	1:16.297	46.258	198.5	24:51.526
9	1	2:53.548	50.479	1:16.832	46.237	201.9	27:45.074	10	1	2:55.132	50.418	1:17.297	47.417	200.0	30:40.206	
11	1	2:51.849	49.697	1:16.472	45.680	207.7	33:32.055	12	1	2:51.964	50.147	1:16.471	45.346	204.5	36:24.019	
13	1	2:53.190	49.863	1:17.771	45.556	204.9	39:17.209	14	1	2:51.771	49.826	1:16.475	45.470	203.0	42:08.980	
15	1	2:52.188	50.311	1:16.402	45.475	203.4	45:01.168	16	1	2:52.424	50.117	1:16.661	45.646	204.2	47:53.592	
17	1	2:53.194	50.064	1:16.560	46.570	204.5	50:46.786	18	1	2:54.072	50.384	1:17.533	46.155	201.1	53:40.858	
19	1	2:53.659	50.145	1:17.839	45.675	200.0	56:34.517	20	1	2:55.120	50.226	1:18.244	46.650	201.5	59:29.637	
21	1	2:57.509	50.223	1:20.439	46.847	201.1	1:02:27.146	22	1	2:57.414	50.015	1:19.657	47.742	204.5	1:05:24.560	
<b>499</b> Spirit Racing 1. Joey VAN SPLUNTEREN RENAULT Clio SD																
1	1	3:22.048	1:12.166	1:22.005	47.877	184.0	3:22.048	2	1	2:50.670	49.673	1:16.012	44.985	207.7	6:12.718	
3	1	2:51.301	49.383	1:16.336	45.582	210.1	9:04.019	4	1	2:49.101	49.423	1:15.228	44.450	206.5	11:53.120	
5	1	2:48.199	49.164	1:14.629	44.406	208.1	14:41.319	6	1	2:48.187	49.037	1:14.542	44.608	204.9	17:29.506	
7	1	2:48.834	48.967	1:15.029	44.838	210.1	20:18.340	8	1	2:49.954	49.081	1:16.226	44.647	210.9	23:08.294	
9	1	2:58.262	B	50.354	1:15.787	52.121	202.2	26:06.556	10	1	4:28.157	2:26.556	1:16.896	44.705	205.3	30:34.713
<b>511</b> BlueBerry Racing 1. Tim GRAY PRAGA R1 SR3																
11	1	2:51.635	50.041	1:16.270	45.324	203.4	33:26.348	12	1	2:51.662	48.967	1:17.805	44.890	211.8	36:18.010	
13	1	2:47.610	48.669	1:14.705	44.236	208.9	39:05.620	14	1	2:49.374	48.886	1:15.732	44.756	208.9	41:54.994	
15	1	2:51.302	49.453	1:16.181	45.668	210.1	44:46.296	16	1	2:50.403	49.351	1:16.054	44.998	208.5	47:36.699	
17	1	2:49.554	49.456	1:15.340	44.758	186.9	50:26.253	18	1	2:51.599	48.943	1:16.756	45.900	208.1	53:17.852	
19	1	2:49.528	49.228	1:15.886	44.414	209.3	56:07.380	20	1	2:50.984	49.500	1:16.123	45.361	198.5	58:58.364	
21	1	2:51.705	49.846	1:17.382	44.477	181.2	1:01:50.069	22	1	2:54.733	49.450	1:16.734	48.549	204.5	1:04:44.802	
<b>514</b> VR Motorsport 1. Alastair BOULTON 2. Alain BERG RADICAL SR3 SR3																
1	1	2:55.585	57.517	1:14.921	43.147	177.6	2:55.585	2	1	2:41.495	46.467	1:12.561	42.467	217.3	5:37.080	
3	1	2:41.721	46.335	1:12.944	42.442	216.9	8:18.801	4	1	2:41.139	46.528	1:12.467	42.144	217.3	10:59.940	
5	1	2:37.517	46.335	1:09.202	41.980	212.2	13:37.457	6	1	2:37.095	46.182	1:08.682	42.231	215.1	16:14.552	
7	1	2:37.886	45.987	1:09.522	42.377	216.4	18:52.438	8	1	2:37.595	46.622	1:09.205	41.768	216.0	21:30.033	
9	1	2:38.555	45.566	1:10.860	42.129	219.1	24:08.588	10	1	2:37.884	46.859	1:09.037	41.988	216.9	26:46.472	
11	1	2:38.036	45.953	1:10.246	41.837	215.1	29:24.508	12	1	2:44.166	B	45.913	1:09.437	48.816	32:08.674	
13	1	4:02.395	2:07.987	1:12.036	42.372	199.3	36:11.069	14	1	2:34.963	46.105	1:07.640	41.218	215.6	38:46.032	
15	1	2:35.080	45.693	1:07.738	41.649	218.2	41:21.112									





## SUPERCAR CHALLENGE + GT&PROTO SPA RACING FESTIVAL RACE 2

### Sector Analysis

■ Personal Best ■ Session Best B Crossing the finish line in pit lane

Lap	D	Time	Sector 1	Sector 2	Sector 3	T. Spd	Elapsed	Lap	D	Time	Sector 1	Sector 2	Sector 3	T. Spd	Elapsed
16	1	2:39.328	47.053	1:10.317	41.958	220.0	44:00.440								
17	1	2:41.466	45.883	1:13.218	42.365	215.1	46:41.906								
18	1	2:38.959	47.336	1:10.000	41.623	216.4	49:20.865								
19	1	2:43.357	46.263	1:14.217	42.877	217.7	52:04.222								
20	1	2:35.088	45.906	1:07.510	41.672	215.1	54:39.310								
21	1	2:38.676	45.801	1:09.951	42.924	218.2	57:17.986								
22	1	<b>2:34.131</b>	45.878	<b>1:06.936</b>	41.317	215.1	59:52.117								
23	1	2:39.067	45.677	1:11.025	42.365	217.3	1:02:31.184								
24	1	2:36.269	<b>45.525</b>	1:09.397	41.347	218.6	1:05:07.453								

<b>530</b>	<b>ALP Racing</b>	SAKER Rap X
	1. Alan PUBRICK	SR3
	2. David BRISE	

1	1	2:54.214	59.447	1:13.633	41.134	175.6	2:54.214
2	1	2:36.283	43.450	1:11.809	41.024	218.2	5:30.497
3	1	2:33.708	44.074	1:10.154	39.480	237.4	8:04.205
4	1	<b>2:32.480</b>	43.392	1:09.716	<b>39.372</b>	224.1	10:36.685
5	1	2:37.386	43.500	1:11.881	42.005	198.9	13:14.071
6	1	2:33.421	42.906	1:10.361	40.154	224.1	15:47.492
7	1	2:33.344	<b>42.575</b>	1:10.134	40.635	215.1	18:20.836
8	1	2:32.773	43.282	<b>1:09.455</b>	40.036	229.3	20:53.609
9	1	2:36.466	44.733	1:11.774	39.959	182.4	23:30.075
10	1	2:34.423	43.914	1:10.124	40.385	210.1	26:04.498
11	1	2:34.600	43.158	1:10.692	40.750	229.3	28:39.098
12	1	2:35.216	43.299	1:10.959	40.958	214.7	31:14.314
13	1	2:44.501 <b>B</b>	43.286	1:12.355	48.860	218.2	33:58.815
14	1	4:25.448	2:24.751	1:17.882	42.815	206.1	38:24.263
15	1	2:50.288	46.698	1:17.875	45.715	206.9	41:14.551
16	1	3:03.977 <b>B</b>	46.785	1:21.170	56.022	198.9	44:18.528
17	1	3:53.166	1:45.669	1:19.847	47.650	200.4	48:11.694
18	1	2:51.472	49.698	1:18.360	43.414	206.5	51:03.166
19	1	2:50.926	46.643	1:17.591	46.692	207.3	53:54.092
20	1	2:45.597	46.178	1:16.508	42.911	208.5	56:39.689
21	1	2:52.821	49.617	1:19.077	44.127	198.2	59:32.510
22	1	2:51.831	47.116	1:20.020	44.695	222.2	1:02:24.341
23	1	2:54.564	47.135	1:21.012	46.417	207.7	1:05:18.905