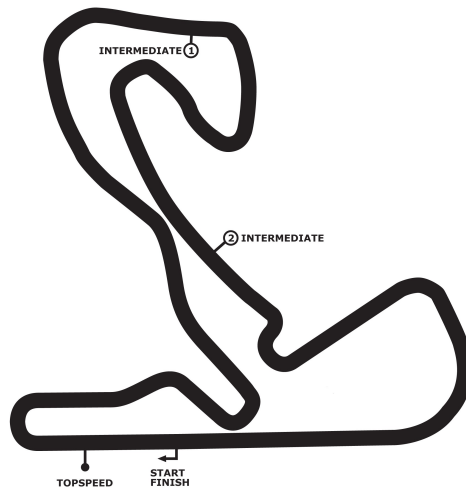




**CHALLENGE**  
HENKBOEK

## **DTM Zandvoort**

**race 1**



**Zandvoort 4307 m**

**13. - 15.07.2018**

**DTM Zandvoort**  
 Zandvoort, length 4307 m  
 13. - 15.07.2018  
 Supercar Challenge



-Reg.No.: 0301.18.219

**Result race 1, 14.07.2018**

started : 22      classified : 18      not classified : 4

Pos	No.	Cl.	Team Driver, Place	Sponsor Make	Lap	Time total	Interval GAP	Avg. Total	fastest Avg.	at Lap
1	201	SS1	Febo Racing Team Dennis de Borst / NLD Stan van Oord	Leon Cupra TCR	29	1:01:57.412		120.958	1:48.636 142.726	2
2	246	SS1	Stichting Euro Autosport Ruud Olij / NLD	BMW E92 M3	29	1:02:01.948	04.536 04.536	120.811	1:49.584 141.491	18
3	202	SS1	Ferry Monster Autosport René Steenmetz / NLD	Leon Cupra TCR	29	1:02:02.155	04.743 00.207	120.804	1:48.862 142.430	3
4	259	SS1	BS Racing Team Peter Schreurs / NLD Marcel van de Maat	BMW E46 GTR	29	1:02:04.832	07.420 02.677	120.717	1:48.746 142.582	5
5	245	SS1	Harders Plaza Benjamin van den Berg / NLD Robert van den Berg	BMW E90	29	1:02:06.367	08.955 01.535	120.667	1:49.473 141.635	15
6	266	SS1	JW Raceservice Max Veels / NLD Jack van der Ende	Seat Sport Leon Cup Racer	29	1:02:11.092	13.680 04.725	120.515	1:50.057 140.883	18
7	210	SS1	JR Motorsport Fred Cavanagh / NLD Pieter van Soelen	BMW M3 E90	29	1:02:11.589	14.177 00.497	120.498	1:49.019 142.225	20
8	262	SS1	Van der Kooi Racing Roelant de Waard / NLD	Lotus Exige V6	29	1:02:20.990	23.578 09.401	120.196	1:50.362 140.494	19
9	222	SS1	Blueberry Racing Luuk van Loon / NLD Ronald van Loon	BMW E46 M3	29	1:02:37.893	40.481 16.903	119.655	1:50.870 139.850	17
10	292	SS1	Certainty Racing Floris Dullaart / NLD Dillon Koster	Audi TCR	29	1:02:39.707	42.295 01.814	119.597	1:50.289 140.587	2
11	209	SS1	Topper Team Jan Marc Schulz / NLD	Porsche 996 GT3	29	1:02:52.711	55.299 13.004	119.185	1:51.485 139.079	6
12	208	SS1	JR Motorsport Ted van Vliet / NLD	BMW E92 V8	29	1:03:02.617	1:05.205 09.906	118.873	1:51.592 138.945	6
13	355	SS2	Brightfiber Glaszevel Promotie Team Rogier de Leeuw / NLD Patrick de Vreede	BMW E46 M3	29	1:03:30.306	1:32.894 27.689	118.009	1:53.646 136.434	18
14	356	SS2	MWR Racing Remco de Beus / NLD	BMW E36 M3	29	1:03:30.780	1:33.368 00.474	117.994	1:54.119 135.869	18
15	402	SP	Spirit Racing Rob Nieman / NLD	Renault Clio 1.6 Turbo	28	1:02:01.216	1 Runde 1 Runde	116.668	1:56.042 133.617	18
16	405	SP	Racing Team Tappel Henk Tappel / NLD Harold Wisselink	BMW Zilhouette 2.0	28	1:02:10.525	1 Runde 09.309	116.377	1:56.008 133.656	18
17	401	SP	Traxx Racing Team Bart v. d. Broeck / BEL Chris Voet	Peugeot RCZ Cup	28	1:02:21.296	1 Runde 10.771	116.042	1:57.117 132.391	21
18	404	SP	Spirit Racing Bart Drost / NLD	Renault Clio 1.6 Turbo	27	1:03:25.471	2 Runden 1 Runde	110.010	1:58.167 131.214	15
<b>NOT CLASSIFIED</b>										
381	SS2	Why Not Pitstop Racing Events Nicolas Delencre / BEL	Peugeot 308 Cup	20	46:17.828	9 Runden	111.635	1:53.009 137.203	14	
263	SS1	Van der Kooi Racing Pricilla Speelman / NLD Jan van der Kooi	Lotus Exige	10	32:57.016	19 Runden	78.427	1:54.815 135.045	3	

**Subject to final scrutineering !**

**DTM Zandvoort**  
 Zandvoort, length 4307 m  
 13. - 15.07.2018  
 Supercar Challenge



-Reg.No.: 0301.18.219

**Result race 1, 14.07.2018**

started : 22      classified : 18      not classified : 4

Pos	No.	Cl.	Team Driver, Place	Sponsor Make	Lap	Time total	Interval GAP	Avg. Total	fastest Avg.	at Lap
444	SP	RDS Racing	Pascal Ehlert / NLD	Renault Clio RS 3	5	10:17.277	24 Runden	125.594	1:59.728	5
403	SP	Kustlicht	John v.d. Voort / NLD Sandra v.d. Sloot	Alfa 147	1	2:21.281	28 Runden	109.747	2:21.281	1

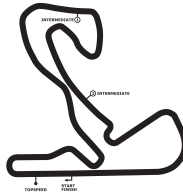
fastest lap: 201 de Borst/van Oord 1:48.636 =142.726 km/h

**CAR # 208 - 20 SEC. TIME PENALTY - JUMP START**

**Subject to final scrutineering !**

Issued:	Clerk of the Course:	Timekeeper:
---------	----------------------	-------------

**DTM Zandvoort**  
**Zandvoort, length 4307 m**  
**13. - 15.07.2018**  
**Supercar Challenge**



**Result Class race 1**

-Reg.No.: 0301.18.219

POS	No	Cl.	G	Driver, Place	Team Make	Laps	Time	Gap	Int	Avg Total	Best Avg	
<b>Sport</b>												
<b>Started: 6</b>			<b>Classified: 4</b>			<b>Not Classified: 2</b>						
1	402	SP		Rob Nieman, NLD	Spirit Racing	28	1:02:01.216			116.668	1:56.042	18
					Renault Clio 1.6 Turbo							
2	405	SP		Henk Tappel, NLD	Racing Team Tappel	28	1:02:10.525	09.309		116.377	1:56.008	18
				Harold Wisselink, NLD	BMW Zilhouette 2.0							
3	401	SP		Bart v. d. Broeck, BEL	Traxx Racing Team	28	1:02:21.296	20.080		116.042	1:57.117	21
				Chris Voet, BEL	Peugeot RCZ Cup							
4	404	SP		Bart Drost, NLD	Spirit Racing	27	1:03:25.471	1 Rd.		110.010	1:58.167	15
					Renault Clio 1.6 Turbo							

**NOT CLASSIFIED**

444	SP			Pascal Ehlert, NLD	RDS Racing	5	10:17.277	23 Rd.		125.594	1:59.728	5
					Renault Clio RS 3							
403	SP			John v.d. Voort, NLD	Kustlicht	1	2:21.281	27 Rd.		109.747	2:21.281	1
				Sandra v.d. Sloot, NLD	Alfa 147							

**CAR # 208 - 20 SEC. TIME PENALTY - JUMP START**

subject to final scrutineering


**Supersport 1**

<b>Started: 13</b>			<b>Classified: 12</b>			<b>Not Classified: 1</b>						
1	201	SS1		Dennis de Borst, NLD	Febo Racing Team	29	1:01:57.412			120.958	1:48.636	2
				Stan van Oord, NLD	Leon Cupra TCR							
2	246	SS1		Ruud Olij, NLD	Stichting Euro Autosport	29	1:02:01.948	04.536		120.811	1:49.584	18
					BMW E92 M3							
3	202	SS1		René Steenmetz, NLD	Ferry Monster Autosport	29	1:02:02.155	04.743		120.804	1:48.862	3
					Leon Cupra TCR							
4	259	SS1		Peter Schreurs, NLD	BS Racing Team	29	1:02:04.832	07.420		120.717	1:48.746	5
				Marcel van de Maat, NLD	BMW E46 GTR							
5	245	SS1		Benjamin van den Berg, NLD	Harders Plaza	29	1:02:06.367	08.955		120.667	1:49.473	15
				Robert van den Berg, NLD	BMW E90							
6	266	SS1		Max Veels, NLD	JW Raceservice	29	1:02:11.092	13.680		120.515	1:50.057	18
				Jack van der Ende, NLD	Seat Sport Leon Cup Ra							
7	210	SS1		Fred Cavanagh, NLD	JR Motorsport	29	1:02:11.589	14.177		120.498	1:49.019	20
				Pieter van Soelen, NLD	BMW M3 E90							
8	262	SS1		Roelant de Waard, NLD	Van der Kooi Racing	29	1:02:20.990	23.578		120.196	1:50.362	19
					Lotus Exige V6							
9	222	SS1		Luuk van Loon, NLD	Blueberry Racing	29	1:02:37.893	40.481		119.655	1:50.870	17
				Ronald van Loon, NLD	BMW E46 M3							
10	292	SS1		Floris Dullaart, NLD	Certainty Racing	29	1:02:39.707	42.295		119.597	1:50.289	2
				Dillon Koster, NLD	Audi TCR							
11	209	SS1		Jan Marc Schulz, NLD	Topper Team	29	1:02:52.711	55.299		119.185	1:51.485	6
					Porsche 996 GT3							
12	208	SS1		Ted van Vliet, NLD	JR Motorsport	29	1:03:02.617	1:05.205		118.873	1:51.592	6
					BMW E92 V8							

**NOT CLASSIFIED**

263	SS1			Pricilla Speelman, NLD	Van der Kooi Racing	10	32:57.016	19 Rd.		78.427	1:54.815	3
				Jan van der Kooi, NLD	Lotus Exige							

**DTM Zandvoort**  
 Zandvoort, length 4307 m  
 13. - 15.07.2018  
 Supercar Challenge



**Result Class race 1**

-Reg.No.: 0301.18.219

POS	No	Cl.	G	Driver, Place	Team Make	Laps	Time	Gap	Int	Avg Total	Best Avg
-----	----	-----	---	---------------	-----------	------	------	-----	-----	-----------	----------

**CAR # 208 - 20 SEC. TIME PENALTY - JUMP START**

subject to final scrutineering

**Supersport 2**

**Started: 3**

**Classified: 2**

**Not Classified: 1**

1	355	SS2		Rogier de Leeuw, NLD Patrick de Vreede, NLD	Brightfiber Glaszevel Promotie Team BMW E46 M3	29	1:03:30.306			118.009	1:53.646	18
2	356	SS2		Remco de Beus, NLD	MWR Racing BMW E36 M3	29	1:03:30.780	00.474		117.994	1:54.119	18

**NOT CLASSIFIED**

381	SS2			Nicolas Delencre, BEL	Why Not Pitstop Racing Events Peugeot 308 Cup	20	46:17.828		9 Rd.	111.635	1:53.009	14
-----	-----	--	--	-----------------------	--	----	-----------	--	-------	---------	----------	----

Fastest Lapttime: 381 Delencre Nicolas 1:53.009 = 137.203 km/h

**CAR # 208 - 20 SEC. TIME PENALTY - JUMP START**

subject to final scrutineering

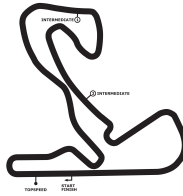
Issued:	- Clerk of the Course:	- Timekeeper:
---------	------------------------	---------------

# DTM Zandvoort

Zandvoort, length 4307 m

13. - 15.07.2018

Supercar Challenge



## Lap by Lap race 1, 14.07.2018

-Reg.No.: 0301.18.219

201 Dennis de Borst , Leon Cupra TCR Supersport 1 / NLD															
1	1:53.910	2	<b>1:48.636</b>	3	1:49.183	4	1:49.282	5	1:49.321	6	1:49.360	7	1:59.985	8	2:56.855
9	3:17.914	10	3:08.063	pit	3:15.973	12	4:17.333	13	2:42.691	14	1:50.639	15	1:49.513	16	1:50.979
17	1:49.746	18	1:50.373	19	1:49.221	20	1:49.260	21	1:49.998	22	1:50.781	23	1:50.282	24	1:49.828
25	1:49.395	26	1:48.999	27	1:49.636	28	1:49.767	29	1:50.489						

202 René Steenmetz , Leon Cupra TCR Supersport 1 / NLD															
1	1:58.952	2	1:51.202	3	<b>1:48.862</b>	4	1:49.139	5	1:49.056	6	1:49.222	7	1:57.545	8	2:55.783
9	3:18.886	10	3:07.017	pit	3:17.205	12	4:14.210	13	2:42.085	14	1:50.967	15	1:48.862	16	1:51.006
17	1:49.708	18	1:49.143	19	1:51.177	20	1:49.141	21	1:49.258	22	1:50.809	23	1:50.536	24	1:50.064
25	1:49.672	26	1:50.853	27	1:51.485	28	1:49.930	29	1:50.380						

208 Ted van Vliet , BMW E92 V8 Supersport 1 / NLD															
1	2:05.447	2	1:53.151	3	1:54.949	4	1:53.131	5	1:52.548	6	<b>1:51.592</b>	7	1:56.533	8	2:40.248
9	3:17.908	10	3:07.320	pit	3:20.073	12	4:02.384	13	2:43.102	14	1:53.939	15	1:53.540	16	1:53.659
17	1:54.626	18	1:52.217	19	1:52.516	20	1:53.187	21	1:52.159	22	1:51.733	23	1:52.655	24	1:52.474
25	1:53.139	26	1:51.594	27	1:52.871	28	1:52.038	29	1:51.884						

209 Jan Marc Schulz , Porsche 996 GT3 Supersport 1 / NLD															
1	2:07.006	2	1:55.688	3	1:53.104	4	1:53.012	5	1:52.232	6	<b>1:51.485</b>	7	2:00.131	8	2:35.723
9	3:17.733	10	3:07.213	pit	3:21.835	12	4:11.723	13	2:38.208	14	1:56.727	15	1:52.850	16	1:51.548
17	1:52.030	18	1:52.053	19	1:52.249	20	1:51.793	21	1:52.365	22	1:52.153	23	1:53.418	24	1:52.620
25	1:54.198	26	1:53.246	27	1:52.819	28	1:53.212	29	1:54.337						

210 Fred Cavanagh , BMW M3 E90 Supersport 1 / NLD															
1	1:58.088	2	1:52.069	3	1:51.801	4	1:51.622	5	1:51.500	6	1:52.178	7	2:03.369	8	2:40.571
9	3:18.740	10	3:06.895	pit	3:17.079	12	4:14.892	13	2:41.544	14	1:52.275	15	1:53.405	16	1:49.610
17	1:50.298	18	1:49.436	19	1:49.662	20	<b>1:49.019</b>	21	1:49.055	22	1:50.996	23	1:50.222	24	1:50.825
25	1:51.511	26	1:51.789	27	1:50.678	28	1:51.522	29	1:50.938						

222 Luuk van Loon , BMW E46 M3 Supersport 1 / NLD															
1	2:03.294	2	2:17.684	3	1:56.036	4	1:55.847	5	1:54.468	6	1:54.401	7	2:01.401	8	2:12.773
9	3:18.102	10	3:06.250	pit	3:27.410	12	4:01.951	13	2:36.217	14	1:55.051	15	1:52.062	16	1:51.542
17	<b>1:50.870</b>	18	1:51.389	19	1:52.243	20	1:52.074	21	1:51.255	22	1:51.369	23	1:51.414	24	1:53.060
25	1:53.063	26	1:51.580	27	1:51.490	28	1:51.539	29	1:52.058						

245 Benjamin van den Berg , BMW E90 Supersport 1 / NLD															
1	2:00.606	2	1:50.408	3	1:50.954	4	1:52.096	5	1:51.320	6	1:53.069	7	2:04.295	8	2:40.753
9	3:18.792	10	3:06.760	pit	3:17.424	12	4:07.296	13	2:42.828	14	1:52.385	15	<b>1:49.473</b>	16	1:50.864
17	1:49.958	18	1:51.522	19	1:50.006	20	1:50.128	21	1:50.454	22	1:50.837	23	1:50.533	24	1:51.634
25	1:50.622	26	1:49.556	27	1:51.490	28	1:50.708	29	1:49.596						

246 Ruud Olij , BMW E92 M3 Supersport 1 / NLD															
1	1:55.706	2	1:49.619	3	1:50.210	4	1:50.153	5	1:49.828	6	1:50.379	7	1:55.609	8	2:55.854
9	3:17.808	10	3:07.945	pit	3:16.904	12	4:14.469	13	2:42.665	14	1:50.528	15	1:49.609	16	1:50.530
17	1:50.225	18	<b>1:49.584</b>	19	1:50.182	20	1:50.080	21	1:50.148	22	1:50.732	23	1:50.247	24	1:49.698
25	1:50.502	26	1:50.672	27	1:51.376	28	1:50.080	29	1:50.606						


259 Peter Schreurs , BMW E46 GTR Supersport 1 / NLD															
1	1:58.185	2	1:50.668	3	1:49.695	4	1:49.065	5	<b>1:48.746</b>	6	1:49.806	7	1:56.833	8	2:55.551

# DTM Zandvoort

Zandvoort, length 4307 m

13. - 15.07.2018

Supercar Challenge



## Lap by Lap race 1, 14.07.2018

-Reg.No.: 0301.18.219

9	3:17.619	10	3:08.102	pit	3:17.086	12	4:21.780	13	2:38.566	14	1:52.489	15	1:52.136	16	1:49.796
17	1:50.256	18	1:49.675	19	1:49.313	20	1:49.208	21	1:48.859	22	1:50.350	23	1:49.376	24	1:51.484
25	1:51.396	26	1:49.408	27	1:50.622	28	1:49.652	29	1:49.110						

### 262 Roelant de Waard , Lotus Exige V6 Supersport 1 / NLD

1	2:01.994	2	1:51.877	3	1:51.388	4	1:50.809	5	1:51.646	6	1:51.445	7	2:05.118	8	2:40.855
9	3:18.505	10	3:07.346	pit	3:17.946	12	4:10.775	13	2:41.178	14	1:52.254	15	1:53.561	16	1:53.242
17	1:51.011	18	1:50.805	19	<b>1:50.362</b>	20	1:50.909	21	1:50.668	22	1:50.639	23	1:50.885	24	1:51.329
25	1:50.588	26	1:50.416	27	1:51.337	28	1:51.048	29	1:51.054						

### 263 Pricilla Speelman , Lotus Exige Supersport 1 / NLD

pit	2:16.333	2	7:08.899	3	<b>1:54.815</b>	4	2:05.254	5	2:41.114	6	3:18.162	7	3:07.413	pit	3:19.061
9	4:21.672	pit	2:44.293												

### 266 Max Veels , Seat Sport Leon Cup Racer Supersport 1 / NLD

1	2:01.209	2	1:50.155	3	1:51.058	4	1:51.727	5	1:51.973	6	1:51.719	7	2:03.257	8	2:41.353
9	3:18.711	10	3:06.975	pit	3:16.478	12	4:08.020	13	2:43.444	14	1:50.710	15	1:50.203	16	1:51.145
17	1:50.541	18	<b>1:50.057</b>	19	1:51.233	20	1:50.602	21	1:50.419	22	1:50.572	23	1:50.969	24	1:52.010
25	1:51.781	26	1:51.204	27	1:51.317	28	1:51.217	29	1:51.033						

### 292 Floris Dullaart , Audi TCR Supersport 1 / NLD

1	2:01.330	2	<b>1:50.289</b>	3	1:51.289	4	1:51.491	5	1:52.292	6	1:52.252	7	2:04.441	8	2:41.016
9	3:18.570	10	3:07.090	pit	3:17.412	12	4:14.008	13	2:40.119	14	1:52.842	15	1:52.855	16	1:53.294
17	1:51.685	18	1:51.210	19	1:51.985	20	1:52.857	21	1:52.040	22	1:52.499	23	1:51.612	24	1:53.442
25	1:53.133	26	1:52.446	27	1:51.648	28	1:51.994	29	1:52.566						

### 355 Rogier de Leeuw , BMW E46 M3 Supersport 2 / NLD

1	2:04.740	2	1:56.225	3	1:54.278	4	1:54.091	5	1:54.392	6	1:54.022	7	2:00.530	8	2:32.624
9	3:17.244	10	3:07.072	pit	3:24.586	12	4:11.506	13	2:36.519	14	1:55.562	15	1:55.824	16	1:54.813
17	1:53.968	18	<b>1:53.646</b>	19	1:54.623	20	1:55.466	21	1:54.378	22	1:54.474	23	1:55.853	24	1:56.776
25	1:54.702	26	1:54.483	27	1:55.473	28	1:55.304	29	1:57.132						

### 356 Remco de Beus , BMW E36 M3 Supersport 2 / NLD

1	2:09.458	2	1:56.307	3	1:55.467	4	1:55.574	5	1:54.885	6	1:55.294	7	2:07.972	8	2:17.190
9	3:17.155	10	3:06.856	pit	3:25.137	12	4:06.883	13	2:37.629	14	1:56.891	15	1:55.658	16	1:54.430
17	1:54.329	18	<b>1:54.119</b>	19	1:54.758	20	1:56.100	21	1:54.972	22	1:58.055	23	1:56.557	24	1:55.032
25	1:54.552	26	1:54.883	27	1:54.841	28	1:54.900	29	1:54.896						

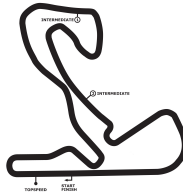
### 381 Nicolas Delencre , Peugeot 308 Cup Supersport 2 / BEL

1	2:04.821	2	1:53.183	3	1:55.034	4	1:54.389	5	1:54.758	6	1:53.396	7	2:01.494	8	2:32.924
9	3:17.199	10	3:07.017	pit	3:22.809	12	4:07.822	13	2:39.357	14	<b>1:53.009</b>	15	1:53.603	16	1:53.454
17	1:54.608	18	1:54.151	19	1:54.460	pit	2:10.340								

### 401 Bart v. d. Broeck , Peugeot RCZ Cup Sport / BEL

1	2:10.830	2	1:58.819	3	1:59.694	4	1:59.029	5	1:58.740	6	2:00.072	7	2:05.590	8	2:03.968
9	3:18.465	10	3:05.676	pit	3:28.450	12	4:04.831	13	2:36.958	14	1:58.720	15	1:57.972	16	1:57.449
17	1:57.761	18	1:57.833	19	1:57.839	20	1:58.007	21	<b>1:57.117</b>	22	1:57.392	23	1:57.592	24	1:58.106
25	1:57.355	26	1:59.536	27	1:59.546	28	1:57.949								

**DTM Zandvoort**  
 Zandvoort, length 4307 m  
 13. - 15.07.2018  
 Supercar Challenge



**Lap by Lap race 1, 14.07.2018**

-Reg.No.: 0301.18.219

<b>402 Rob Nieman , Renault Clio 1.6 Turbo Sport / NLD</b>															
1	2:09.513	2	1:57.378	3	1:56.439	4	1:56.517	5	1:56.633	6	1:56.263	7	2:04.878	8	2:15.848
9	3:17.465	10	3:06.461	pit	3:25.676	12	4:01.032	13	2:40.000	14	1:56.993	15	1:57.080	16	1:57.485
17	1:56.167	18	<b>1:56.042</b>	19	1:56.252	20	1:56.315	21	1:56.584	22	1:56.652	23	1:56.894	24	1:57.777
25	1:57.539	26	1:58.237	27	1:57.692	28	1:59.404								

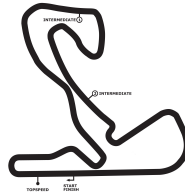
<b>403 John v.d. Voort , Alfa 147 Sport / NLD</b>															
1	2:21.281														

<b>404 Bart Drost , Renault Clio 1.6 Turbo Sport / NLD</b>															
1	2:12.291	2	1:59.258	3	1:59.217	4	1:58.985	5	1:59.304	6	1:59.206	7	2:05.861	8	2:04.095
9	3:17.979	10	3:05.652	pit	3:28.840	12	3:59.695	13	2:37.325	14	1:59.709	15	<b>1:58.167</b>	16	1:58.415
17	1:59.980	pit	2:08.073	19	3:00.488	pit	2:17.961	21	3:10.403	22	2:02.537	23	2:01.088	24	2:00.612
25	2:00.129	26	1:59.727	27	2:00.474										

<b>405 Henk Tappel , BMW Zilhouette 2.0 Sport / NLD</b>															
1	2:09.699	2	1:57.593	3	1:56.838	4	1:56.388	5	1:56.293	6	1:56.635	7	2:05.235	8	2:16.195
9	3:17.766	10	3:06.788	pit	3:25.749	12	4:00.946	13	2:38.564	14	1:57.824	15	1:56.358	16	1:57.031
17	1:56.467	18	<b>1:56.008</b>	19	1:56.034	20	1:57.351	21	1:56.221	22	1:57.154	23	1:58.052	24	1:58.008
25	1:59.575	26	1:58.316	27	1:59.630	28	2:01.807								

<b>444 Pascal Ehlert , Renault Clio RS 3 Sport / NLD</b>															
1	2:14.349	2	2:01.165	3	2:01.417	4	2:00.618	5	<b>1:59.728</b>						





**Lap Analysis race 1, 14.07.2018**

-Reg.No.: 0301.18.219

**201 Dennis de Borst , Leon Cupra TCR Supersport 1 / NLD**

**theoretical besttime: 1:48.408**

Lap	Time	S1	V1	S2	V2	S3	V3	Vmax	Lap	Time	S1	V1	S2	V2	S3	V3	Vmax
1	1:53.910	53.242	<b>182</b>	28.383	190	32.285	213		16	1:50.979	48.150	180	30.240	189	32.589	217	222
2	<b>1:48.636</b>	48.039	180	<b>28.345</b>	192	32.252	212	221	17	1:49.746	47.981	175	29.176	191	32.589	214	224
3	1:49.183	48.363	177	28.467	189	32.353	214	214	18	1:50.373	49.233	179	28.911	193	<b>32.229</b>	216	223
4	1:49.282	48.284	177	28.601	192	32.397	212	219	19	1:49.221	48.063	175	28.600	192	32.558	214	223
5	1:49.321	47.909	178	28.688	190	32.724	213	220	20	1:49.260	<b>47.834</b>	177	28.453	192	32.973	213	224
6	1:49.360	48.120	179	28.723	192	32.517	214	221	21	1:49.998	48.162	177	28.606	192	33.230	214	221
7	1:59.985	50.809	112	31.438	145	37.738	163	219	22	1:50.781	48.520	176	29.286	<b>194</b>	<b>32.975</b>	217	223
8	2:56.855	1:16.687	57	37.751	137	1:02.417	73	131	23	1:50.282	48.443	176	29.052	191	32.787	215	<b>226</b>
9	3:17.914	1:32.300	58	48.236	84	57.378	88	79	24	1:49.828	48.111	180	28.889	191	32.828	215	223
10	3:08.063	1:24.813	79	45.761	91	57.489	84	84	25	1:49.395	48.043	178	28.756	192	32.596	216	223
11	3:15.973	1:30.103	71	47.934	97			86	26	1:48.999	47.940	178	28.475	192	32.584	217	224
12	4:17.333	2:38.719	81	43.490	108	55.124	85		27	1:49.636	48.397	173	28.593	190	32.646	214	220
13	2:42.691	1:20.595	86	41.147	115	40.949	212	107	28	1:49.767	47.955	176	28.604	193	33.208	215	222
14	1:50.639	49.784	175	28.371	192	32.484	217	220	29	1:50.489	48.179	174	29.163	185	33.147	164	221
15	1:49.513	48.294	174	28.655	193	32.564	<b>218</b>	222									

**202 René Steenmetz , Leon Cupra TCR Supersport 1 / NLD**

**theoretical besttime: 1:48.347**

Lap	Time	S1	V1	S2	V2	S3	V3	Vmax	Lap	Time	S1	V1	S2	V2	S3	V3	Vmax
1	1:58.952	56.288	172	29.729	191	32.935	215		16	1:51.006	48.245	176	30.126	184	32.635	218	227
2	1:51.202	49.170	174	28.707	190	33.325	215	223	17	1:49.708	47.962	178	29.119	188	32.627	220	224
3	<b>1:48.862</b>	48.171	177	<b>28.342</b>	193	32.349	218	222	18	1:49.143	48.091	181	28.544	193	32.508	217	226
4	1:49.139	48.393	177	28.475	192	<b>32.271</b>	219	227	19	1:51.177	49.997	177	28.592	194	32.588	218	227
5	1:49.056	47.865	180	28.473	193	32.718	217	223	20	1:49.141	48.117	181	28.518	191	32.506	220	225
6	1:49.222	47.846	180	28.551	193	32.825	217	227	21	1:49.258	47.814	180	28.603	193	32.841	217	229
7	1:57.545	51.473	101	31.413	164	34.659	178	209	22	1:50.809	48.519	175	29.367	191	32.923	220	224
8	2:55.783	1:16.337	47	37.277	146	1:02.169	73	144	23	1:50.536	48.449	172	29.271	186	32.816	220	220
9	3:18.886	1:33.316	61	46.873	77	58.697	105	88	24	1:50.064	48.147	179	28.942	192	32.975	220	<b>230</b>
10	3:07.017	1:23.418	68	47.112	92	56.487	83	91	25	1:49.672	47.964	179	28.942	191	32.766	217	229
11	3:17.205	1:30.035	64	47.368	92			84	26	1:50.853	48.541	179	29.172	192	33.140	218	225
12	4:14.210	2:35.268	79	43.823	101	55.119	83		27	1:51.485	48.483	175	29.078	<b>197</b>	<b>33.924</b>	219	225
13	2:42.085	1:20.109	88	40.883	107	41.093	214	94	28	1:49.930	47.972	180	28.764	193	33.194	220	230
14	1:50.967	49.826	174	28.757	193	32.384	217	221	29	1:50.380	48.359	178	28.994	193	33.027	218	230
15	1:48.862	<b>47.734</b>	<b>182</b>	28.718	193	32.410	<b>220</b>	227									

**208 Ted van Vliet , BMW E92 V8 Supersport 1 / NLD**

**theoretical besttime: 1:51.147**

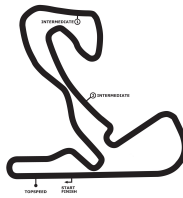
Lap	Time	S1	V1	S2	V2	S3	V3	Vmax	Lap	Time	S1	V1	S2	V2	S3	V3	Vmax
1	2:05.447	1:01.556	174	30.183	190	33.708	221		16	1:53.659	51.001	174	29.366	197	33.292	215	
2	1:53.151	49.882	174	29.755	193	33.514	222		17	1:54.626	52.214	172	29.064	190	33.348	<b>226</b>	
3	1:54.949	52.538	170	29.244	193	33.167	217		18	1:52.217	49.681	175	29.265	194	33.271	223	
4	1:53.131	50.211	174	29.193	190	33.727	222		19	1:52.516	49.526	177	29.469	198	33.521	224	
5	1:52.548	50.060	175	29.151	190	33.337	220		20	1:53.187	50.701	175	29.134	194	33.352	214	
6	<b>1:51.592</b>	49.524	176	28.983	195	<b>33.085</b>	220		21	1:52.159	50.006	177	<b>28.883</b>	195	33.270	217	
7	1:56.533	51.675	133	30.873	168	33.985	220		22	1:51.733	<b>49.179</b>	<b>178</b>	28.974	196	33.580	224	
8	2:40.248	1:01.251	60	36.320	111	1:02.677	85		23	1:52.655	49.230	178	29.467	192	33.958	224	
9	3:17.908	1:37.114	58	42.092	77	58.702	81	93	24	1:52.474	49.515	178	28.998	<b>199</b>	33.961	222	
10	3:07.320	1:25.082	78	46.149	74	56.089	85		25	1:53.139	50.656	175	28.940	193	33.543	221	
11	3:20.073	1:30.913	64	46.602	102			94	26	1:51.594	49.327	176	29.051	196	33.216	223	
12	4:02.384	2:23.453	85	43.583	104	55.348	86		27	1:52.871	49.988	175	29.143	195	33.740	217	
13	2:43.102	1:20.367	91	41.347	114	41.388	214	<b>102</b>	28	1:52.038	49.501	176	28.966	195	33.571	220	
14	1:53.939	50.464	172	30.025	198	33.450	216		29	1:51.884	49.509	178	28.888	196	33.487	216	
15	1:53.540	49.756	176	29.375	193	34.409	214										

# DTM Zandvoort

Zandvoort, length 4307 m

13. - 15.07.2018

Supercar Challenge



## Lap Analysis race 1, 14.07.2018

-Reg.No.: 0301.18.219

209 Jan Marc Schulz , Porsche 996 GT3 Supersport 1 / NLD										theoretical besttime: 1:51.289							
Lap	Time	S1	V1	S2	V2	S3	V3	Vmax	Lap	Time	S1	V1	S2	V2	S3	V3	Vmax
1	2:07.006	1:01.154	171	30.686	173	35.166	221		16	1:51.548	49.487	180	28.866	195	33.195	222	224
2	1:55.688	51.088	171	30.436	186	34.164	220	213	17	1:52.030	<b>49.228</b>	176	29.031	194	33.771	222	219
3	1:53.104	50.345	172	29.207	187	33.552	219	220	18	1:52.053	49.466	178	29.021	196	33.566	217	223
4	1:53.012	50.375	175	29.051	191	33.586	219	215	19	1:52.249	49.735	177	28.890	195	33.624	218	215
5	1:52.232	49.558	178	29.170	194	33.504	<b>222</b>	219	20	1:51.793	49.546	178	29.001	194	33.246	222	212
6	<b>1:51.485</b>	49.265	177	28.972	194	33.248	222	223	21	1:52.365	49.810	178	28.966	195	33.589	218	214
7	2:00.131	52.038	127	30.939	161	37.154	203	213	22	1:52.153	49.545	179	29.105	194	33.503	222	216
8	2:35.723	57.161	66	36.198	121	1:02.364	83	191	23	1:53.418	49.966	175	29.692	191	33.760	220	218
9	3:17.733	1:37.877	58	41.431	81	58.425	84	95	24	1:52.620	49.885	176	29.067	195	33.668	221	212
10	3:07.213	1:25.254	80	46.184	67	55.775	83	85	25	1:54.198	50.615	174	29.472	193	34.111	218	211
11	3:21.835	1:31.418	57	48.427	97			96	26	1:53.246	50.063	173	29.615	192	33.568	220	212
12	4:11.723	2:38.824	91	38.601	93	54.298	97		27	1:52.819	49.681	176	29.321	191	33.817	220	211
13	2:38.208	1:18.651	90	40.604	147	38.953	220	95	28	1:53.212	50.026	176	29.453	191	33.733	217	214
14	1:56.727	51.617	175	30.571	177	34.539	220	199	29	1:54.337	50.353	173	29.433	186	34.551	217	210
15	1:52.850	50.320	179	29.188	194	33.342	219	214									

210 Fred Cavanagh , BMW M3 E90 Supersport 1 / NLD										theoretical besttime: 1:48.885							
Lap	Time	S1	V1	S2	V2	S3	V3	Vmax	Lap	Time	S1	V1	S2	V2	S3	V3	Vmax
1	1:58.088	55.410	175	29.165	191	33.513	214		16	1:49.610	48.239	176	28.389	195	32.982	215	228
2	1:52.069	49.140	175	29.328	191	33.601	209	218	17	1:50.298	48.343	176	28.581	196	33.374	217	225
3	1:51.801	49.326	174	28.941	193	33.534	212	217	18	1:49.436	48.090	174	28.560	195	32.786	217	227
4	1:51.622	49.077	176	29.016	193	33.529	213	222	19	1:49.662	48.396	174	28.421	195	32.845	217	<b>229</b>
5	1:51.500	49.037	175	28.813	191	33.650	212	222	20	<b>1:49.019</b>	47.952	175	28.414	195	<b>32.653</b>	218	226
6	1:52.178	49.152	175	29.123	194	33.903	211	223	21	1:49.055	<b>47.919</b>	<b>177</b>	<b>28.313</b>	196	32.823	217	229
7	2:03.369	54.754	122	31.797	169	36.818	193	220	22	1:50.996	48.056	175	28.714	195	34.226	<b>219</b>	227
8	2:40.571	1:00.816	46	38.106	119	1:01.649	68	184	23	1:50.222	48.470	175	28.944	194	32.808	218	219
9	3:18.740	1:33.718	50	45.928	80	59.094	92	89	24	1:50.825	48.080	176	28.797	191	33.948	215	227
10	3:06.895	1:23.281	73	47.940	78	55.674	91	95	25	1:51.511	48.908	174	28.712	<b>198</b>	33.891	218	218
11	3:17.079	1:30.304	64	47.416	108			82	26	1:51.789	49.009	175	28.935	165	33.845	207	218
12	4:14.892	2:35.948	80	44.371	87	54.573	98		27	1:50.678	48.372	177	28.962	188	33.344	219	219
13	2:41.544	1:19.957	92	40.993	122	40.594	215	88	28	1:51.522	49.351	176	28.829	185	33.342	219	214
14	1:52.275	49.458	173	29.562	195	33.255	218	224	29	1:50.938	48.547	177	28.745	195	33.646	201	229
15	1:53.405	49.771	176	29.280	196	34.354	217	220									

222 Luuk van Loon , BMW E46 M3 Supersport 1 / NLD										theoretical besttime: 1:50.701							
Lap	Time	S1	V1	S2	V2	S3	V3	Vmax	Lap	Time	S1	V1	S2	V2	S3	V3	Vmax
1	2:03.294	59.707	171	29.608	190	33.979	211		16	1:51.542	49.110	176	29.189	190	33.243	217	220
2	2:17.684	49.809	170	53.571	184	34.304	212	219	17	<b>1:50.870</b>	48.748	176	<b>28.947</b>	193	33.175	218	224
3	1:56.036	52.247	158	29.633	192	34.156	213	218	18	1:51.389	48.794	177	29.468	<b>195</b>	<b>33.127</b>	219	225
4	1:55.847	50.377	171	30.858	182	34.612	213	220	19	1:52.243	49.291	178	29.804	193	33.148	218	223
5	1:54.468	50.421	169	29.877	188	34.170	213	221	20	1:52.074	49.045	175	29.147	193	33.882	214	<b>231</b>
6	1:54.401	50.158	170	29.608	192	34.635	209	219	21	1:51.255	48.962	176	29.060	192	33.233	217	218
7	2:01.401	56.029	132	30.333	185	35.039	207	207	22	1:51.369	48.822	176	29.276	191	33.271	219	223
8	2:12.773	52.080	149	31.164	160	49.529	87	218	23	1:51.414	<b>48.627</b>	176	29.584	192	33.203	219	223
9	3:18.102	1:45.040	62	34.246	122	58.816	126	76	24	1:53.060	49.847	172	29.368	192	33.845	217	220
10	3:06.250	1:25.925	74	44.895	61	55.430	88	95	25	1:53.063	50.019	176	29.388	191	33.656	<b>220</b>	208
11	3:27.410	1:31.267	68	49.242	87			91	26	1:51.580	48.968	174	29.254	191	33.358	216	228
12	4:01.951	2:29.347	82	37.930	80	54.674	98		27	1:51.490	48.778	174	29.299	191	33.413	214	220
13	2:36.217	1:17.957	91	40.363	162	37.897	216	104	28	1:51.539	48.877	176	29.170	192	33.492	215	220
14	1:55.051	51.075	174	30.101	184	33.875	215	218	29	1:52.058	49.087	171	29.362	191	33.609	193	214
15	1:52.062	49.157	<b>178</b>	29.510	191	33.395	216	218									



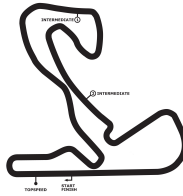


# DTM Zandvoort

Zandvoort, length 4307 m

13. - 15.07.2018

Supercar Challenge



## Lap Analysis race 1, 14.07.2018

-Reg.No.: 0301.18.219

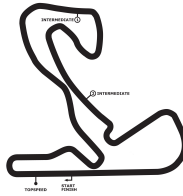
355 Rogier de Leeuw , BMW E46 M3 Supersport 2 / NLD										theoretical besttime: 1:53.328								
Lap	Time	S1	V1	S2	V2	S3	V3	Vmax		Lap	Time	S1	V1	S2	V2	S3	V3	Vmax
1	2:04.740	1:00.416	165	29.965	175	34.359	200			16	1:54.813	50.994	169	29.942	178	33.877	204	208
2	1:56.225	51.803	166	30.659	175	33.763	204	192		17	1:53.968	50.623	168	29.641	179	33.704	205	211
3	1:54.278	50.866	162	29.766	179	<b>33.646</b>	204	211		18	<b>1:53.646</b>	<b>50.207</b>	170	<b>29.475</b>	<b>181</b>	33.964	205	212
4	1:54.091	50.470	167	29.719	173	33.902	205	210		19	1:54.623	50.378	165	29.996	181	34.249	202	<b>214</b>
5	1:54.392	50.868	165	29.767	177	33.757	205	201		20	1:55.466	50.532	168	29.728	180	35.206	203	212
6	1:54.022	50.376	168	29.729	177	33.917	203	208		21	1:54.378	50.439	<b>171</b>	29.974	177	33.965	203	208
7	2:00.530	54.403	109	30.916	174	35.211	196	201		22	1:54.474	50.235	168	30.167	175	34.072	204	210
8	2:32.624	57.192	88	32.639	115	1:02.793	72	174		23	1:55.853	51.240	167	29.932	176	34.681	171	212
9	3:17.244	1:42.052	44	37.259	89	57.933	103	74		24	1:56.776	52.110	167	30.469	176	34.197	201	187
10	3:07.072	1:26.257	77	46.100	55	54.715	91	85		25	1:54.702	50.906	168	29.905	178	33.891	203	208
11	3:24.586	1:31.484	55	49.151	95			93		26	1:54.483	50.718	169	29.830	179	33.935	203	211
12	4:11.506	2:44.448	136	33.894	95	53.164	106			27	1:55.473	51.254	166	30.148	178	34.071	201	206
13	2:36.519	1:18.036	93	40.918	147	37.565	197	102		28	1:55.304	51.136	165	30.015	175	34.153	201	207
14	1:55.562	50.552	169	29.900	177	35.110	<b>207</b>	210		29	1:57.132	51.955	167	30.508	177	34.669	202	203
15	1:55.824	50.905	169	30.235	180	34.684	203	206										

356 Remco de Beus , BMW E36 M3 Supersport 2 / NLD										theoretical besttime: 1:54.022								
Lap	Time	S1	V1	S2	V2	S3	V3	Vmax		Lap	Time	S1	V1	S2	V2	S3	V3	Vmax
1	2:09.458	1:02.958	163	30.465	178	36.035	197			16	1:54.430	50.517	168	<b>29.574</b>	181	34.339	203	<b>214</b>
2	1:56.307	51.469	150	30.340	179	34.498	200	203		17	1:54.329	50.291	168	29.639	179	34.399	204	209
3	1:55.467	51.288	167	29.711	179	34.468	203	207		18	<b>1:54.119</b>	<b>50.265</b>	167	29.671	179	<b>34.183</b>	203	209
4	1:55.574	50.752	166	30.055	178	34.767	202	210		19	1:54.758	50.495	166	29.950	181	34.313	204	212
5	1:54.885	50.974	165	29.612	180	34.299	203	205		20	1:56.100	50.465	168	30.084	175	35.551	204	206
6	1:55.294	50.658	167	29.904	178	34.732	176	211		21	1:54.972	50.929	167	29.766	178	34.277	203	207
7	2:07.972	1:00.192	90	32.377	166	35.403	196	151		22	1:58.055	52.533	162	30.253	172	35.269	199	211
8	2:17.190	57.217	107	31.041	169	48.932	77	184		23	1:56.557	51.461	163	30.026	173	35.070	203	197
9	3:17.155	1:42.232	58	36.732	103	58.191	106	69		24	1:55.032	50.613	168	29.924	174	34.495	205	208
10	3:06.856	1:26.279	78	45.906	53	54.671	86	82		25	1:54.552	50.417	167	29.763	175	34.372	203	208
11	3:25.137	1:31.569	59	49.394	96			95		26	1:54.883	50.811	166	29.606	176	34.466	203	206
12	4:06.883	2:34.273	91	37.942	85	54.668	103			27	1:54.841	50.682	167	29.778	182	34.381	204	203
13	2:37.629	1:18.838	93	39.889	151	38.902	<b>208</b>	103		28	1:54.900	50.792	167	29.779	178	34.329	205	207
14	1:56.891	51.683	164	30.361	177	34.847	206	200		29	1:54.896	50.309	169	29.838	181	34.749	199	211
15	1:55.658	50.673	<b>170</b>	30.222	<b>184</b>	34.763	206	207										

381 Nicolas Delencre , Peugeot 308 Cup Supersport 2 / BEL										theoretical besttime: 1:52.695								
Lap	Time	S1	V1	S2	V2	S3	V3	Vmax		Lap	Time	S1	V1	S2	V2	S3	V3	Vmax
1	2:04.821	1:00.726	170	29.979	175	34.116	<b>207</b>			11	3:22.809	1:31.484	58	48.078	97			100
2	1:53.183	49.754	172	29.901	183	<b>33.528</b>	204	212		12	4:07.822	2:34.634	85	38.579	90	54.609	101	
3	1:55.034	51.787	169	<b>29.472</b>	181	33.775	204	212		13	2:39.357	1:18.690	103	40.418	142	40.249	202	113
4	1:54.389	50.108	171	29.533	178	34.748	204	211		14	<b>1:53.009</b>	<b>49.695</b>	173	29.560	184	33.754	205	211
5	1:54.758	50.623	172	30.324	172	33.811	205	211		15	1:53.603	50.178	<b>174</b>	29.531	<b>185</b>	33.894	205	211
6	1:53.396	49.892	170	29.693	182	33.811	203	<b>213</b>		16	1:53.454	50.385	171	29.472	182	33.597	205	209
7	2:01.494	53.680	114	31.717	157	36.097	183	207		17	1:54.608	50.527	172	29.561	182	34.520	205	209
8	2:32.924	54.929	104	34.918	126	1:03.077	81	168		18	1:54.151	50.447	172	29.534	184	34.170	205	210
9	3:17.199	1:40.273	45	39.103	94	57.823	92	100		19	1:54.460	50.788	172	29.759	182	33.913	205	210
10	3:07.017	1:25.382	86	46.164	70	55.471	101	93		20	2:10.340	51.056	166	30.342	133			210



**DTM Zandvoort**  
 Zandvoort, length 4307 m  
 13. - 15.07.2018  
 Supercar Challenge



**Lap Analysis race 1, 14.07.2018**

-Reg.No.: 0301.18.219

**405 Henk Tappel , BMW Zilhouette 2.0 Sport / NLD**

**theoretical besttime: 1:55.586**

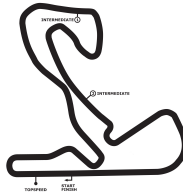
Lap	Time	S1	V1	S2	V2	S3	V3	Vmax	Lap	Time	S1	V1	S2	V2	S3	V3	Vmax
1	2:09.699	1:03.153	160	30.916	171	35.630	195		15	1:56.358	51.570	<b>167</b>	29.957	174	34.831	198	198
2	1:57.593	52.819	164	30.418	<b>174</b>	34.356	197	192	16	1:57.031	52.358	165	30.119	167	34.554	198	200
3	1:56.838	51.885	166	30.426	173	34.527	197	197	17	1:56.467	51.646	164	30.255	168	34.566	<b>199</b>	194
4	1:56.388	51.828	163	30.096	172	34.464	196	196	18	<b>1:56.008</b>	51.693	164	<b>29.817</b>	170	34.498	194	<b>201</b>
5	1:56.293	51.705	165	30.015	174	34.573	194	196	19	1:56.034	51.680	164	30.001	167	<b>34.353</b>		194
6	1:56.635	51.863	165	30.080	174	34.692	194	191	20	1:57.351	51.852	162	30.533	162	34.966	191	195
7	2:05.235	55.418	90	32.374	151	37.443		186	21	1:56.221	<b>51.416</b>	162	30.030	169	34.775		199
8	2:16.195	55.434	124	31.542	167	49.219	84	195	22	1:57.154	52.092	161	30.254	163	34.808		196
9	3:17.766	1:44.040	65	35.404	124	58.322	130	74	23	1:58.052	52.440	157	30.411	162	35.201		193
10	3:06.788	1:25.518	82	45.080	64	56.190	90	93	24	1:58.008	52.507	155	30.417	160	35.084	192	187
11	3:25.749	1:30.287	68	49.684	93			106	25	1:59.575	53.422	158	30.728	160	35.425		187
12	4:00.946	2:28.010	95	38.556	90	54.380	97		26	1:58.316	52.410	157	30.679	159	35.227		188
13	2:38.564	1:18.839	87	40.129	145	39.596	195	95	27	1:59.630	52.516	158	30.872	162	36.242		186
14	1:57.824	51.836	165	30.569	166	35.419		196	28	2:01.807	53.902	156	31.495	136	36.410	162	185

**444 Pascal Ehlert , Renault Clio RS 3 Sport / NLD**

**theoretical besttime: 1:59.639**

Lap	Time	S1	V1	S2	V2	S3	V3	Vmax	Lap	Time	S1	V1	S2	V2	S3	V3	Vmax
1	2:14.349	1:06.193	148	31.980	163	36.176	<b>188</b>		4	2:00.618	<b>53.428</b>	159	31.472	164	35.718	186	190
2	2:01.165	53.585	152	31.455	164	36.125	185	<b>193</b>	5	<b>1:59.728</b>	53.517	<b>160</b>	<b>30.826</b>	<b>165</b>	<b>35.385</b>	186	192
3	2:01.417	54.438	154	31.185	164	35.794	185	191									

**DTM Zandvoort**  
**Zandvoort, length 4307 m**  
**13. - 15.07.2018**  
**Supercar Challenge**



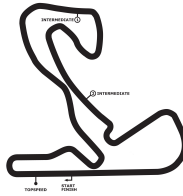
-Reg.No.: 0301.18.219

**Best Sector Times race 1**

Pos.	sector 1			sector 2			sector 3			theoretical and best lap time				
	No	Driver	Time	No	Driver	Time	No	Driver	Time	No	Driver	theoretical	Best	Pos
1	202	Steenmetz R.	47.734	259	Schreurs-van de Mae	28.244	259	Schreurs-van de Mae	32.174	202	Steenmetz R.	1:48.347	1:48.862	
2	246	Olij R.	47.816	210	Cavanagh-van Soele	28.313	201	de Borst-van Oord	32.229	259	Schreurs-van de Mae	1:48.374	1:48.746	
3	201	de Borst-van Oord	47.834	202	Steenmetz R.	28.342	202	Steenmetz R.	32.271	201	de Borst-van Oord	1:48.408	1:48.636	
4	210	Cavanagh-van Soele	47.919	201	de Borst-van Oord	28.345	245	van den Berg-van de	32.519	210	Cavanagh-van Soele	1:48.885	1:49.019	
5	259	Schreurs-van de Mae	47.956	245	van den Berg-van de	28.545	210	Cavanagh-van Soele	32.653	246	Olij R.	1:49.078	1:49.584	
6	245	van den Berg-van de	48.025	292	Dullaart-Koster	28.575	246	Olij R.	32.677	245	van den Berg-van de	1:49.089	1:49.473	
7	262	de Waard R.	48.319	246	Olij R.	28.585	292	Dullaart-Koster	32.708	262	de Waard R.	1:49.920	1:50.362	
8	266	Veels-van der Ende	48.556	262	de Waard R.	28.599	266	Veels-van der Ende	32.720	266	Veels-van der Ende	1:49.969	1:50.057	
9	222	van Loon-van Loon	48.627	266	Veels-van der Ende	28.693	262	de Waard R.	33.002	292	Dullaart-Koster	1:50.139	1:50.289	
10	292	Dullaart-Koster	48.856	209	Schulz J.	28.866	208	van Vliet T.	33.085	222	van Loon-van Loon	1:50.701	1:50.870	
11	208	van Vliet T.	49.179	208	van Vliet T.	28.883	222	van Loon-van Loon	33.127	208	van Vliet T.	1:51.147	1:51.592	
12	209	Schulz J.	49.228	222	van Loon-van Loon	28.947	209	Schulz J.	33.195	209	Schulz J.	1:51.289	1:51.485	
13	381	Delencre N.	49.695	263	Speelman-van der Kc	29.268	263	Speelman-van der Kc	33.307	381	Delencre N.	1:52.695	1:53.009	
14	355	de Leeuw-de Vreede	50.207	381	Delencre N.	29.472	381	Delencre N.	33.528	355	de Leeuw-de Vreede	1:53.328	1:53.646	
15	356	de Beus R.	50.265	355	de Leeuw-de Vreede	29.475	355	de Leeuw-de Vreede	33.646	356	de Beus R.	1:54.022	1:54.119	
16	402	Nieman R.	51.221	356	de Beus R.	29.574	356	de Beus R.	34.183	263	Speelman-van der Kc	1:54.815	1:54.815	
17	405	Tappel-Wisselink	51.416	405	Tappel-Wisselink	29.817	405	Tappel-Wisselink	34.353	405	Tappel-Wisselink	1:55.586	1:56.008	
18	401	v. d. Broeck-Voet	51.506	402	Nieman R.	30.041	402	Nieman R.	34.505	402	Nieman R.	1:55.767	1:56.042	
19	404	Drost B.	52.170	401	v. d. Broeck-Voet	30.276	401	v. d. Broeck-Voet	35.147	401	v. d. Broeck-Voet	1:56.929	1:57.117	
20	263	Speelman-van der Kc	52.240	404	Drost B.	30.680	404	Drost B.	35.300	404	Drost B.	1:58.150	1:58.167	
21	444	Ehlert P.	53.428	444	Ehlert P.	30.826	444	Ehlert P.	35.385	444	Ehlert P.	1:59.639	1:59.728	
22	403	v.d. Voort-v.d. Sloot	00.000	403	v.d. Voort-v.d. Sloot	32.508	403	v.d. Voort-v.d. Sloot	43.762	403	v.d. Voort-v.d. Sloot	00.000	2:21.281	



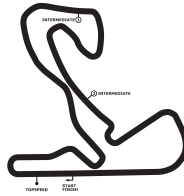
**DTM Zandvoort**  
 Zandvoort, length 4307 m  
 13. - 15.07.2018  
 Supercar Challenge



-Reg.No.: 0301.18.219

**Topspeed race 1, 14.07.2018**

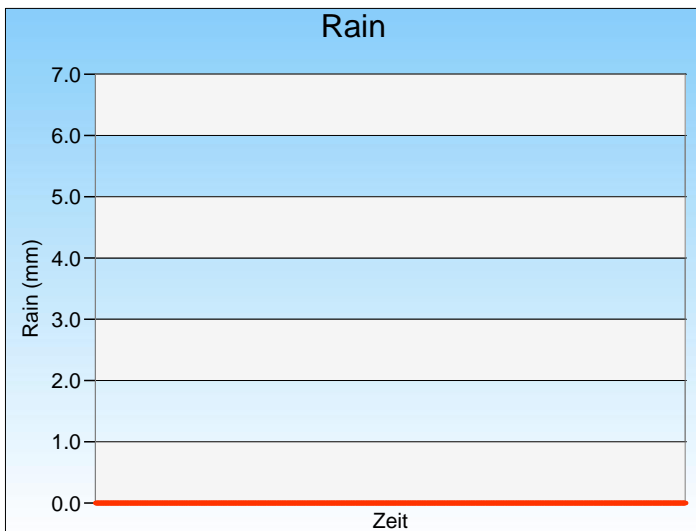
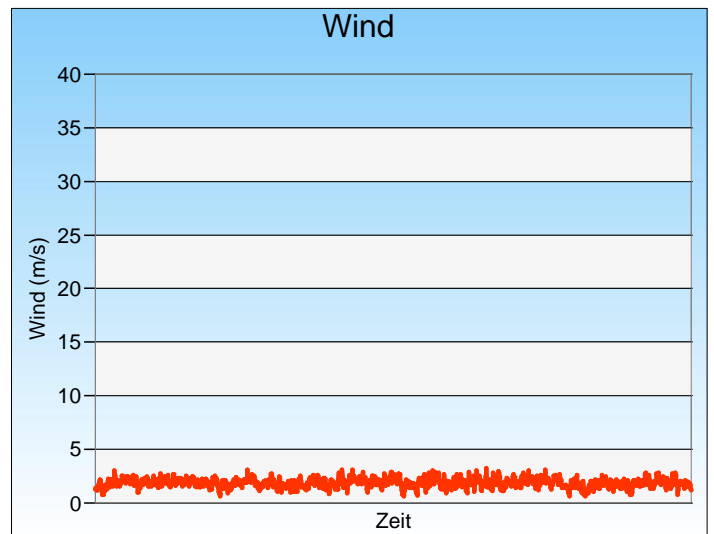
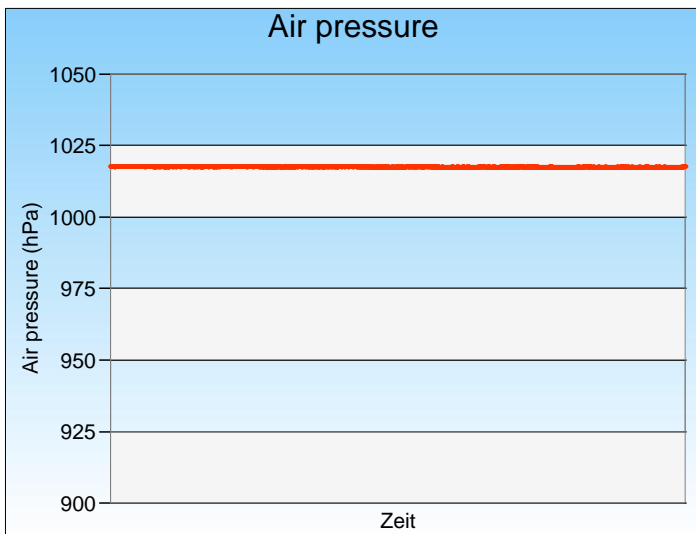
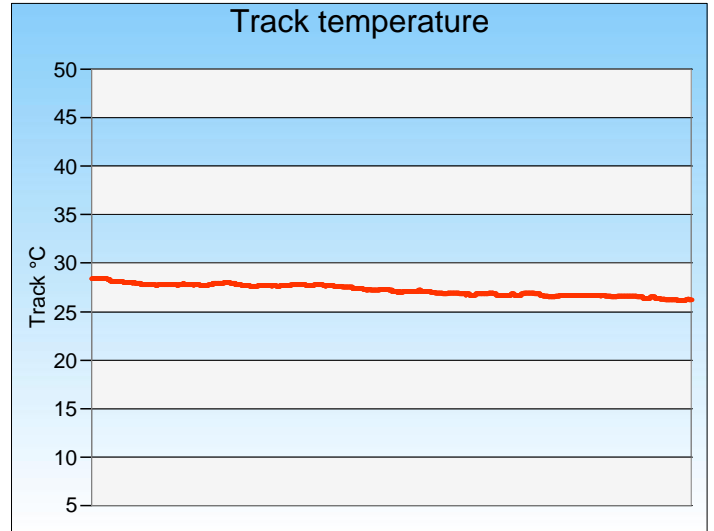
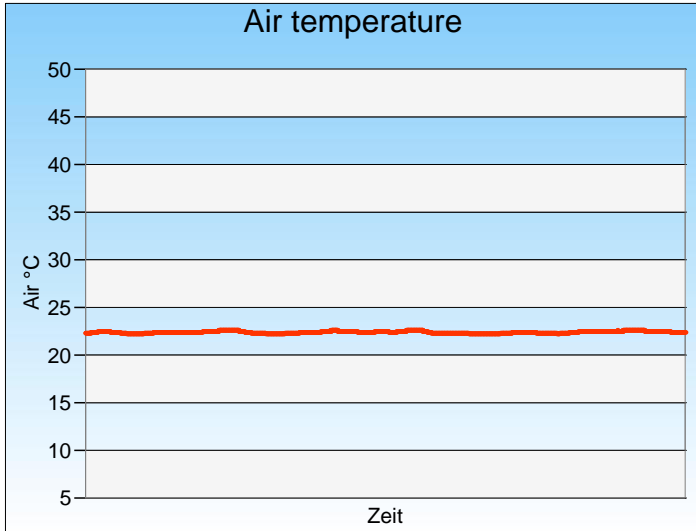
Car No.	Driver	Make	Speed km/h
262	Roelant de Waard	Lotus Exige V6	238
222	Luuk van Loon	BMW E46 M3	231
246	Ruud Olij	BMW E92 M3	231
202	René Steenmetz	Leon Cupra TCR	230
245	Benjamin van den Berg	BMW E90	229
210	Fred Cavanagh	BMW M3 E90	229
201	Dennis de Borst	Leon Cupra TCR	226
259	Peter Schreurs	BMW E46 GTR	225
209	Jan Marc Schulz	Porsche 996 GT3	224
266	Max Veels	Seat Sport Leon Cup Racer	221
292	Floris Dullaart	Audi TCR	219
263	Pricilla Speelman	Lotus Exige	217
355	Rogier de Leeuw	BMW E46 M3	214
356	Remco de Beus	BMW E36 M3	214
381	Nicolas Delencre	Peugeot 308 Cup	213
402	Rob Nieman	Renault Clio 1.6 Turbo	206
401	Bart v. d. Broeck	Peugeot RCZ Cup	205
404	Bart Drost	Renault Clio 1.6 Turbo	202
405	Henk Tappel	BMW Zilhouette 2.0	201
444	Pascal Ehlert	Renault Clio RS 3	193
208	Ted van Vliet	BMW E92 V8	102
403	John v.d. Voort	Alfa 147	----



-Reg.No.: 0301.18.219


**Weather race 1**

14.07.2018, 16:15:00 - 17:15:00

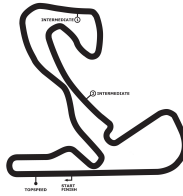


Weather:

sunny



**DTM Zandvoort**  
**Zandvoort, length 4307 m**  
**13. - 15.07.2018**  
**Supercar Challenge**  
**Starting grid race 1**



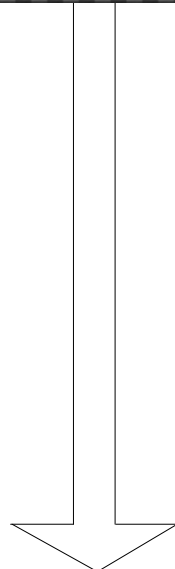
-Reg.No.: 0301.18.219

373	Sanderson, Nick	
	Seat Leon Supercopa MKII	
404	Drost, Bart	1:57.672
	Renault Clio 1.6 Turbo	
405	Tappel, Henk	1:56.040
	BMW Zilhouette 2.0	
402	Nieman, Rob	1:54.685
	Renault Clio 1.6 Turbo	
356	de Beus, Remco	1:54.117
	BMW E36 M3	
381	Delencre, Nicolas	1:52.195
	Peugeot 308 Cup	
262	de Waard, Roelant	1:49.980
	Lotus Exige V6	
266	Veels, Max	1:49.676
	Seat Sport Leon Cup Racer	
259	van de Maat, Marcel	1:47.872
	BMW E46 GTR	
210	Cavanagh, Fred	1:48.726
	BMW M3 E90	
246	Olij, Ruud	1:47.568
	BMW E92 M3	
202	Steenmetz, René	1:47.062
	Leon Cupra TCR	

12  
11  
10  
9  
8  
7  
6  
5  
4  
3  
2  
1

444	Ehlert, Pascal	2:00.482
	Renault Clio RS 3	
401	Voet, Chris	1:56.142
	Peugeot RCZ Cup	
403	v.d. Voort, John	1:55.922
	Alfa 147	
209	Schulz, Jan Marc	1:54.568
	Porsche 996 GT3	
355	de Vreede, Patrick	1:52.379
	BMW E46 M3	
208	van Vliet, Ted	1:50.366
	BMW E92 V8	
222	van Loon, Ronald	1:49.952
	BMW E46 M3	
292	Dullaart, Floris	1:49.040
	Audi TCR	
263	van der Kooi, Jan	1:48.726
	Lotus Exige	
245	van den Berg, Robert	1:47.896
	BMW E90	
201	de Borst, Dennis	1:47.494
	Leon Cupra TCR	

**Pole Position**



**Subject to final scrutineering !**

Issued:	Stewards:	Timekeeper:
---------	-----------	-------------

**CAR # 373 - START FROM THE BACK OF THE GRID; CAR # 259 - DROP OF 3 GRID POSITIONS (DECISION RACE DIRECTOR)**