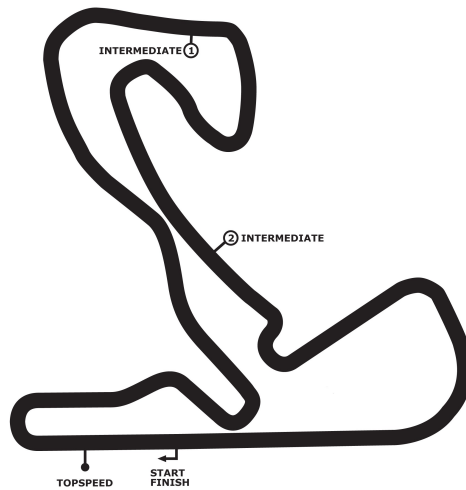




DTM Zandvoort


race 2



Zandvoort 4307 m

13. - 15.07.2018

DTM Zandvoort
 Zandvoort, length 4307 m
 13. - 15.07.2018
 GT&Prototype Challenge



Result race 2, 15.07.2018

-Reg.No.: 0301.18.219

started : 18 classified : 16 not classified : 2

Po ^s	No.	Cl.	Team Driver, Place	Sponsor Make	Lap	Time total	Interval GAP	Avg. Total	fastest Avg.	at Lap
1	496	CN	VR Motorsport Tim Gray / GBR Alain Berg	Praga R1T	29	52:38.508		142.362	1:40.106 154.888	26
2	212	LMP3	Prime Racing Jean-Pierre Lequeux / FRA Jean Marc Ueberecken	Ginetta Nissan G57	29	52:57.986	19.478 19.478	141.489	1:40.986 153.538	11
3	293	LMP3	BE Motorsport Matthijs Bakker / NLD Javier Ibran Pardo	Ligier LMP3	29	53:01.561	23.053 03.575	141.330	1:40.338 154.530	15
4	510	RPR	V-Max Racing Kelvin Snoeks / NLD	Praga R1	29	53:06.565	28.057 05.004	141.108	1:43.320 150.070	28
5	199	GT	JR Motorsport Michael Verhagen / NLD Wilhelm Meijer	BMW M4 Silhouette 3.2	29	53:54.581	1:16.073 48.016	139.014	1:45.248 147.321	17
6	111	GT	JR Motorsport Ward Sluys / BEL Bas Schouten	BMW M4 Silhouette	29	53:56.501	1:17.993 01.920	138.931	1:44.115 148.924	7
7	498	CN	Bas Koeten Racing Rob Kamphues / NLD	Wolf	29	54:00.084	1:21.576 03.583	138.778	1:43.683 149.544	24
8	100	GT	Cor Euser Racing Cor Euser / NLD	Marcos Mantis	28	53:00.108	1 Runde 1 Runde	136.519	1:46.637 145.402	20
9	188	GT	Speedlover John De Wilde / BEL	Porsche 991 GT3 Cup	28	53:05.970	1 Runde 05.862	136.268	1:46.545 145.527	9
10	180	GT	Go Motorsports by DVB Cenk Ceyisakar / TUR	Porsche 991 GT3 Cup	28	53:21.982	1 Runde 16.012	135.587	1:47.045 144.847	9
11	106	GT	BODA Racing Bob Herber / NLD	Porsche 991 GT3 Cup	28	53:27.510	1 Runde 05.528	135.353	1:46.717 145.293	12
12	108	GT	JR Motorsport Martin Lanting / NLD	BMW M3 GTMR	28	53:33.005	1 Runde 05.495	135.121	1:48.127 143.398	27
13	514	RPR	VR Motorsport Alastair Boulton / GBR Alain Berg	Radical SR3	28	53:33.342	1 Runde 00.337	135.107	1:45.340 147.192	24
14	181	GT	Go Motorsports by DVB Cengiz Oguzhan / TUR	Porsche 991 GT3 Cup	28	53:34.909	1 Runde 01.567	135.041	1:47.465 144.281	25
15	109	GT	Topper Team Dirk Schulz / NLD	Porsche 991 GT3 Cup	26	53:07.372	3 Runden 2 Runden	126.479	1:54.726 135.150	19
16	107	GT	BODA Racing Daan Meijer / NLD Jaap van Lagen	Porsche 991 GT3 Cup	21	42:46.247	8 Runden 5 Runden	126.881	1:46.905 145.037	9
NOT CLASSIFIED										
182	GT	DVB Racing bvba	Koen Wauters / BEL Kris Wauters	Porsche 991 GT3 Cup	2	4:45.633	27 Runden	108.567	2:04.408 124.632	1
186	GT	Speedlover	Willem Meulders / BEL Rik Renmans	Porsche 991 GT3 Cup	1	2:28.278	28 Runden	104.568	00.000 0.000	

fastest lap: 496 Gray/Berg 1:40.106 =154.888 km/h

Subject to final scrutineering !


Issued:	Clerk of the Course:	Timekeeper:
---------	----------------------	-------------

DTM Zandvoort

Zandvoort, length 4307 m

13. - 15.07.2018

GT&Prototype Challenge



Result Class race 2

-Reg.No.: 0301.18.219

POS	No	Cl.	G	Driver, Place	Team Make	Laps	Time	Gap	Int	Avg Total	Best Avg
-----	----	-----	---	---------------	-----------	------	------	-----	-----	-----------	----------

CN

Started: 2

Classified: 2

Not Classified: 0

1	496	CN		Tim Gray, GBR Alain Berg, GBR	VR Motorsport Praga R1T	29	52:38.508			142.362	1:40.106	26
2	498	CN		Rob Kamphues, NLD	Bas Koeten Racing Wolf	29	54:00.084	1:21.576		138.778	1:43.683	24

subject to final scrutineering

GT

Started: 12

Classified: 10

Not Classified: 2

1	199	GT		Michael Verhagen, NLD Wilhelm Meijer, NLD	JR Motorsport BMW M4 Silhouette 3.2	29	53:54.581			139.014	1:45.248	17
2	111	GT		Ward Sluys, BEL Bas Schouten, NLD	JR Motorsport BMW M4 Silhouette	29	53:56.501	01.920		138.931	1:44.115	7
3	100	GT		Cor Euser, NLD	Cor Euser Racing Marcos Mantis	28	53:00.108	1 Rd.		136.519	1:46.637	20
4	188	GT		John De Wilde, BEL	Speedlover Porsche 991 GT3 Cup	28	53:05.970	1 Rd.		136.268	1:46.545	9
5	180	GT		Cenk Ceyisakar, TUR	Go Motorsports by DVB Porsche 991 GT3 Cup	28	53:21.982	1 Rd.		135.587	1:47.045	9
6	106	GT		Bob Herber, NLD	BODA Racing Porsche 991 GT3 Cup	28	53:27.510	1 Rd.		135.353	1:46.717	12
7	108	GT		Martin Lanting, NLD	JR Motorsport BMW M3 GTMR	28	53:33.005	1 Rd.		135.121	1:48.127	27
8	181	GT		Cengiz Oguzhan, TUR	Go Motorsports by DVB Porsche 991 GT3 Cup	28	53:34.909	1 Rd.		135.041	1:47.465	25
9	109	GT		Dirk Schulz, NLD	Topper Team Porsche 991 GT3 Cup	26	53:07.372	3 Rd.		126.479	1:54.726	19
10	107	GT		Daan Meijer, NLD Jaap van Lagen, NLD	BODA Racing Porsche 991 GT3 Cup	21	42:46.247	8 Rd.		126.881	1:46.905	9

NOT CLASSIFIED

182	GT			Koen Wauters, BEL Kris Wauters, BEL	DVB Racing bvba Porsche 991 GT3 Cup	2	4:45.633	27 Rd.		108.567	2:04.408	1
186	GT			Willem Meulders, BEL Rik Renmans, BEL	Speedlover Porsche 991 GT3 Cup	1	2:28.278	28 Rd.		104.568	00.000	

subject to final scrutineering

LMP3 / SGT

Started: 2

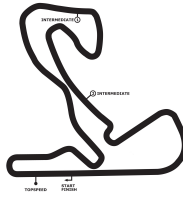
Classified: 2

Not Classified: 0

1	212	LMP		Jean-Pierre Lequeux, FRA Jean Marc Ueberecken, LUX	Prime Racing Ginetta Nissan G57	29	52:57.986			141.489	1:40.986	11
2	293	LMP		Matthijs Bakker, NLD Javier Ibran Pardo, ESP	BE Motorsport Ligier LMP3	29	53:01.561	03.575		141.330	1:40.338	15

subject to final scrutineering

DTM Zandvoort
 Zandvoort, length 4307 m
 13. - 15.07.2018
 GT&Prototype Challenge



Result Class race 2

-Reg.No.: 0301.18.219

POS	No	Cl.	G	Driver, Place	Team Make	Laps	Time	Gap	Int	Avg Total	Best Avg
-----	----	-----	---	---------------	-----------	------	------	-----	-----	-----------	----------

Radical SR3 - Praga

Started: 2 Classified: 2 Not Classified: 0

1	510	RPR		Kelvin Snoeks, NLD	V-Max Racing Praga R1	29	53:06.565			141.108	1:43.320	28
2	514	RPR		Alastair Boulton, GBR Alain Berg, GBR	VR Motorsport Radical SR3	28	53:33.342	1 Rd.		135.107	1:45.340	24

Fastest Lapttime: 510 Snoeks Kelvin 1:43.320 = 150.070 km/h
subject to final scrutineering

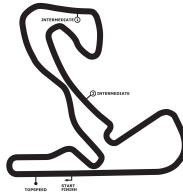
Issued:	- Clerk of the Course:	- Timekeeper:
---------	------------------------	---------------

DTM Zandvoort

Zandvoort, length 4307 m

13. - 15.07.2018

GT&Prototype Challenge



Lap by Lap race 2, 15.07.2018

-Reg.No.: 0301.18.219

100 Cor Euser , Marcos Mantis GT / NLD															
1	2:06.581	2	2:40.022	3	1:50.099	4	1:48.330	5	1:48.268	6	1:47.558	7	1:47.362	8	1:48.724
9	1:46.716	10	1:47.031	11	1:47.432	12	1:47.155	13	1:49.996	14	1:47.625	15	1:47.164	16	1:57.481
17	1:49.134	pit	1:57.654	19	2:55.522	20	1:46.637	21	1:46.696	22	1:47.957	23	1:48.125	24	1:47.637
25	1:46.960	26	1:48.415	27	1:48.123	28	1:49.704								

106 Bob Herber , Porsche 991 GT3 Cup GT / NLD															
1	2:05.064	2	2:40.794	3	1:50.653	4	1:47.943	5	1:48.421	6	1:47.667	7	1:47.380	8	1:47.576
9	1:47.092	10	1:47.403	11	1:47.465	12	1:46.717	13	1:50.822	pit	2:03.506	15	3:20.729	16	1:48.393
17	1:47.684	18	1:48.583	19	1:47.945	20	1:48.336	21	1:50.670	22	1:49.028	23	1:48.499	24	1:47.377
25	1:48.136	26	1:48.067	27	1:47.576	28	1:47.984								

107 Daan Meijer , Porsche 991 GT3 Cup GT / NLD															
1	2:03.259	2	2:42.007	3	1:50.751	4	1:48.224	5	1:48.010	6	1:47.445	7	1:47.856	8	1:47.532
9	1:46.905	10	1:47.514	11	1:47.047	12	1:47.292	pit	2:47.418	14	3:58.371	15	1:50.191	16	1:49.924
17	1:50.348	18	1:51.813	19	1:51.496	20	1:52.293	pit	2:10.551						

108 Martin Lanting , BMW M3 GTMR GT / NLD															
1	2:09.873	2	2:37.904	3	1:50.954	4	1:50.668	5	1:49.621	6	1:49.312	7	1:49.519	8	1:48.534
9	1:48.758	10	1:48.787	11	1:48.865	12	1:48.185	13	1:48.969	pit	1:56.840	15	3:04.517	16	1:49.030
17	1:48.840	18	1:48.911	19	1:49.445	20	1:48.931	21	1:48.767	22	1:49.243	23	1:51.508	24	1:51.956
25	1:48.675	26	1:48.841	27	1:48.127	28	1:49.425								

109 Dirk Schulz , Porsche 991 GT3 Cup GT / NLD															
1	2:15.220	2	2:36.690	3	1:58.138	4	1:58.790	5	1:57.927	6	1:57.512	7	1:57.614	8	1:56.743
9	1:57.651	10	1:57.965	11	1:57.739	12	1:54.914	13	1:56.904	14	1:56.474	15	1:55.704	pit	2:04.543
17	3:12.710	18	1:58.276	19	1:54.726	20	1:55.097	21	1:59.373	22	1:54.880	23	1:57.876	24	1:56.260
25	1:56.754	26	2:00.892												

111 Ward Sluys , BMW M4 Silhouette GT / BEL															
1	2:01.276	2	2:43.288	3	1:45.889	4	1:46.435	5	1:45.640	6	1:45.142	7	1:44.115	8	1:44.570
9	1:44.817	10	1:45.150	11	1:45.471	12	1:44.507	13	1:44.859	14	1:44.888	15	1:44.768	16	1:44.879
17	1:44.720	pit	1:53.330	19	3:13.590	20	1:47.356	21	1:47.072	22	1:46.864	23	1:47.187	24	1:46.979
25	1:48.449	26	1:46.477	27	1:45.900	28	1:46.810	29	1:46.073						

180 Cenk Ceyisakar , Porsche 991 GT3 Cup GT / TUR															
1	2:08.947	2	2:38.327	3	1:49.905	4	1:48.645	5	1:47.998	6	1:47.930	7	1:47.909	8	1:48.210
9	1:47.045	10	1:47.636	11	1:47.507	12	1:48.703	13	1:48.549	14	1:47.744	15	1:50.721	16	1:50.441
17	1:48.567	pit	1:57.003	19	3:14.150	20	1:47.673	21	1:47.962	22	1:47.638	23	1:48.739	24	1:50.306
25	1:49.071	26	1:48.233	27	1:48.518	28	1:47.905								

181 Cengiz Oguzhan , Porsche 991 GT3 Cup GT / TUR															
1	2:13.894	2	2:35.240	3	1:53.527	4	1:50.120	5	1:49.335	6	1:48.710	7	1:48.475	8	1:48.687
9	1:48.516	10	1:48.695	11	1:48.917	12	1:48.470	13	1:49.859	14	1:48.210	15	1:47.976	16	1:48.759
pit	1:58.048	18	3:15.435	19	1:49.320	20	1:49.722	21	1:49.014	22	1:47.765	23	1:47.924	24	1:47.784
25	1:47.465	26	1:48.066	27	1:48.615	28	1:48.361								

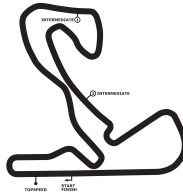
182 Koen Wauters , Porsche 991 GT3 Cup GT / BEL															
1	2:04.408	2	2:41.225												

DTM Zandvoort

Zandvoort, length 4307 m

13. - 15.07.2018

GT&Prototype Challenge



Lap by Lap race 2, 15.07.2018

-Reg.No.: 0301.18.219

186 Willem Meulders , Porsche 991 GT3 Cup GT / BEL													
pit	2:28.278												

188 John De Wilde , Porsche 991 GT3 Cup GT / BEL															
1	2:30.548	2	2:21.514	3	1:48.400	4	1:47.810	5	1:46.746	6	1:46.999	7	1:47.803	8	1:46.654
9	1:46.545	10	1:47.250	11	1:47.619	12	1:46.670	13	1:49.288	14	1:47.759	15	1:47.012	16	1:47.704
pit	1:56.052	18	3:17.190	19	1:48.020	20	1:47.888	21	1:48.335	22	1:47.071	23	1:47.913	24	1:47.416
25	1:46.951	26	1:47.202	27	1:48.276	28	1:47.335								

199 Michael Verhagen , BMW M4 Silhouette 3.2 GT / NLD															
1	1:59.914	2	2:43.996	3	1:46.146	4	1:46.296	5	1:45.668	6	1:46.695	7	1:45.685	8	1:45.463
9	1:45.573	10	1:45.302	11	1:45.435	12	1:45.777	13	1:46.222	14	1:45.625	15	1:45.548	16	1:46.182
17	1:45.248	pit	1:54.260	19	3:05.893	20	1:47.282	21	1:46.355	22	1:45.891	23	1:46.775	24	1:46.184
25	1:47.374	26	1:45.884	27	1:45.891	28	1:46.297	29	1:45.720						

212 Jean-Pierre Lequeux , Ginetta Nissan G57 LMP3 / SGT / FRA															
1	1:55.523	2	2:45.877	3	1:42.872	4	1:44.633	5	1:43.051	6	1:42.274	7	1:41.675	8	1:41.620
9	1:41.305	10	1:41.404	11	1:40.986	12	1:42.029	13	1:43.750	14	1:43.579	pit	1:53.740	16	3:30.268
17	1:43.037	18	1:41.648	19	1:41.172	20	1:42.615	21	1:44.437	22	1:43.601	23	1:45.040	24	1:45.834
25	1:43.434	26	1:41.850	27	1:43.147	28	1:42.353	29	1:45.232						

293 Matthijs Bakker , Ligier LMP3 LMP3 / SGT / NLD															
1	1:58.415	2	2:44.416	3	1:44.959	4	1:43.360	5	1:41.302	6	1:42.310	7	1:41.892	8	1:41.431
9	1:41.230	10	1:41.568	11	1:40.988	12	1:41.719	13	1:42.215	14	1:41.766	15	1:40.338	16	1:40.841
17	1:44.155	18	1:41.979	pit	1:48.955	20	3:33.377	21	1:44.030	22	1:48.582	23	1:44.839	24	1:45.348
25	1:45.283	26	1:44.629	27	1:43.037	28	1:43.866	29	1:44.731						

496 Tim Gray , Praga R1T CN / GBR															
1	1:57.573	2	2:44.769	3	1:45.194	4	1:43.453	5	1:44.138	6	1:43.434	7	1:42.433	8	1:42.345
9	1:42.423	10	1:43.761	11	1:42.131	12	1:41.560	13	1:41.371	pit	1:58.233	15	3:25.311	16	1:40.977
17	1:40.537	18	1:40.280	19	1:41.123	20	1:42.400	21	1:42.530	22	1:42.501	23	1:43.446	24	1:42.072
25	1:41.152	26	1:40.106	27	1:41.003	28	1:41.557	29	1:40.695						

498 Rob Kamphues , Wolf CN / NLD															
1	2:00.799	2	2:43.470	3	1:47.631	4	1:45.703	5	1:45.435	6	1:46.807	7	1:46.355	8	1:45.828
9	1:45.238	10	1:46.456	11	1:45.970	12	1:46.774	13	1:45.666	14	1:45.191	15	1:44.886	16	1:45.980
17	1:44.974	pit	1:53.220	19	3:31.203	20	1:44.544	21	1:44.091	22	1:43.825	23	1:44.666	24	1:43.683
25	1:44.688	26	1:44.356	27	1:44.597	28	1:44.099	29	1:43.949						

510 Kelvin Snoeks , Praga R1 Radical SR3 - Praga / NLD															
1	2:02.520	2	2:43.446	3	1:46.620	4	1:45.494	5	1:45.643	6	1:45.590	7	1:44.177	8	1:43.854
9	1:44.436	10	1:44.012	11	1:43.938	12	1:43.539	13	1:44.324	14	1:43.756	pit	1:52.483	16	2:56.627
17	1:44.199	18	1:43.919	19	1:45.546	20	1:43.765	21	1:43.938	22	1:43.786	23	1:44.847	24	1:45.353
25	1:45.983	26	1:43.583	27	1:43.534	28	1:43.320	29	1:44.333						

514 Alastair Boulton , Radical SR3 Radical SR3 - Praga / GBR															
1	2:13.542	2	2:35.863	3	1:52.625	4	1:49.567	5	1:48.879	6	1:48.520	7	1:49.812	8	1:48.398
9	1:48.718	10	1:48.765	11	1:48.808	12	1:48.348	13	1:49.096	14	1:48.627	15	1:46.651	pit	1:58.452
17	3:39.738	18	1:46.260	19	1:45.836	20	1:46.622	21	1:46.188	22	1:45.589	23	1:45.345	24	1:45.340
25	1:45.781	26	1:47.158	27	1:47.227	28	1:47.587								

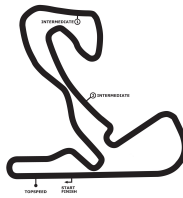
DTM Zandvoort

Zandvoort, length 4307 m

13. - 15.07.2018

GT&Prototype Challenge

Lap by Lap race 2, 15.07.2018



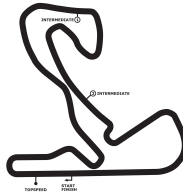
-Reg.No.: 0301.18.219

DTM Zandvoort

Zandvoort, length 4307 m

13. - 15.07.2018

GT&Prototype Challenge



Lap Analysis race 2, 15.07.2018

-Reg.No.: 0301.18.219

100 Cor Euser , Marcos Mantis GT / NLD

theoretical besttime: 1:46.201

Lap	Time	S1	V1	S2	V2	S3	V3	Vmax	Lap	Time	S1	V1	S2	V2	S3	V3	Vmax
1	2:06.581	57.774	163	33.841	160	34.966	157		15	1:47.164	47.470	184	27.819	200	31.875	233	217
2	2:40.022	1:16.768	90	44.365	80	38.889	230	140	16	1:57.481	54.844	109	29.643	199	32.994	221	225
3	1:50.099	48.757	177	28.316	185	33.026	234	204	17	1:49.134	48.376	180	28.647	190	32.111	233	212
4	1:48.330	47.559	184	28.686	194	32.085	236	210	18	1:57.654	47.148	179	27.826	197			218
5	1:48.268	47.277	184	28.916	197	32.075	233	218	19	2:55.522	1:55.757	182	27.833	193	31.932	233	
6	1:47.558	47.264	186	28.269	191	32.025	236	219	20	1:46.637	47.250	180	27.713	194	31.674	233	219
7	1:47.362	47.459	186	28.153	198	31.750	235	229	21	1:46.696	46.814	183	28.101	197	31.781	233	226
8	1:48.724	47.462	184	29.211	188	32.051	235	221	22	1:47.957	47.712	183	28.179	195	32.066	230	224
9	1:46.716	47.203	185	27.790	199	31.723	235	227	23	1:48.125	48.106	183	28.117	195	31.902	233	222
10	1:47.031	47.009	179	27.940	192	32.082	232	228	24	1:47.637	47.412	182	28.219	199	32.006	230	227
11	1:47.432	47.338	179	27.849	198	32.245	234	222	25	1:46.960	47.500	186	27.771	203	31.689	232	223
12	1:47.155	47.197	169	28.094	196	31.864	234	216	26	1:48.415	48.220	182	28.281	198	31.914	233	221
13	1:49.996	47.593	179	28.344	197	34.059	231	218	27	1:48.123	47.852	180	28.120	199	32.151	230	226
14	1:47.625	47.274	184	28.068	199	32.283	229	225	28	1:49.704	47.806	161	29.626	189	32.272	231	228

106 Bob Herber , Porsche 991 GT3 Cup GT / NLD

theoretical besttime: 1:46.597

Lap	Time	S1	V1	S2	V2	S3	V3	Vmax	Lap	Time	S1	V1	S2	V2	S3	V3	Vmax
1	2:05.064	57.393	163	32.393	139	35.278	127		15	3:20.729	2:20.531	181	28.300	204	31.898	229	
2	2:40.794	1:17.381	74	44.250	71	39.163	224	148	16	1:48.393	47.236	179	28.860	203	32.297	227	237
3	1:50.653	49.165	183	28.361	184	33.127	227	223	17	1:47.684	47.184	186	28.338	203	32.162	228	235
4	1:47.943	47.236	185	28.459	196	32.248	232	230	18	1:48.583	47.699	186	28.058	204	32.826	228	237
5	1:48.421	47.365	186	29.027	201	32.029	229	230	19	1:47.945	47.314	180	28.268	205	32.363	227	238
6	1:47.667	47.037	185	28.509	202	32.121	229	234	20	1:48.336	48.042	183	28.255	204	32.039	229	227
7	1:47.380	47.125	185	28.225	202	32.030	231	238	21	1:50.670	47.702	180	29.235	192	33.733	228	234
8	1:47.576	47.496	185	28.241	204	31.839	232	225	22	1:49.028	48.440	185	28.482	205	32.106	229	232
9	1:47.092	47.015	186	28.165	204	31.912	230	240	23	1:48.499	47.810	169	28.498	204	32.191	228	238
10	1:47.403	46.987	185	28.323	202	32.093	228	236	24	1:47.377	47.203	184	28.201	204	31.973	229	237
11	1:47.465	47.107	183	28.129	205	32.229	230	234	25	1:48.136	47.325	181	28.550	204	32.261	228	237
12	1:46.717	46.716	186	28.158	205	31.843	231	241	26	1:48.067	47.503	182	28.371	206	32.193	229	236
13	1:50.822	48.392	183	28.596	204	33.834	228	237	27	1:47.576	47.251	185	28.195	204	32.130	228	239
14	2:03.506	46.700	187	36.209	203			237	28	1:47.984	47.494	184	28.252	205	32.238	228	234

107 Daan Meijer , Porsche 991 GT3 Cup GT / NLD

theoretical besttime: 1:46.697


Lap	Time	S1	V1	S2	V2	S3	V3	Vmax	Lap	Time	S1	V1	S2	V2	S3	V3	Vmax
1	2:03.259	56.118	178	31.768	132	35.373	154		12	1:47.292	47.175	183	28.107	193	32.010	233	212
2	2:42.007	1:17.982	76	43.877	65	40.148	224	148	13	2:47.418	48.196	181	28.560	194			225
3	1:50.751	49.347	185	28.394	175	33.010	233	205	14	3:58.371	2:57.428	160	28.379	196	32.564	230	
4	1:48.224	47.416	186	28.389	194	32.419	233	217	15	1:50.191	48.701	164	28.681	195	32.809	229	218
5	1:48.010	47.273	186	28.913	193	31.824	233	227	16	1:49.924	48.629	166	28.410	192	32.885	228	218
6	1:47.445	47.224	182	28.205	191	32.016	233	221	17	1:50.348	48.083	172	28.642	190	33.623	227	214
7	1:47.856	47.637	183	28.219	201	32.000	233	214	18	1:51.813	48.712	165	29.676	184	33.425	227	218
8	1:47.532	47.544	182	28.098	202	31.890	233	212	19	1:51.496	49.298	165	28.714	187	33.484	226	212
9	1:46.905	47.038	182	27.902	198	31.965	233	229	20	1:52.293	49.612	148	29.192	187	33.489	228	214
10	1:47.514	47.292	182	28.163	200	32.059	232	213	21	2:10.551	50.931	155	30.749	147			221
11	1:47.047	46.971	180	28.093	202	31.983	233	225									

DTM Zandvoort

Zandvoort, length 4307 m

13. - 15.07.2018

GT&Prototype Challenge



Lap Analysis race 2, 15.07.2018

-Reg.No.: 0301.18.219

108 Martin Lanting , BMW M3 GTMR GT / NLD										theoretical besttime: 1:47.824							
Lap	Time	S1	V1	S2	V2	S3	V3	Vmax	Lap	Time	S1	V1	S2	V2	S3	V3	Vmax
1	2:09.873	59.389	145	34.806	137	35.678	196		15	3:04.517	2:03.329	181	28.685	202	32.503	222	
2	2:37.904	1:15.078	93	44.055	86	38.771	224	170	16	1:49.030	47.890	182	28.625	201	32.515	222	234
3	1:50.954	48.525	176	29.054	199	33.375	223	228	17	1:48.840	47.891	184	28.474	203	32.475	223	234
4	1:50.668	48.085	175	28.742	203	33.841	224	235	18	1:48.911	47.789	182	28.614	203	32.508	223	234
5	1:49.621	48.207	177	28.702	202	32.712	222	237	19	1:49.445	47.898	179	28.802	202	32.745	224	234
6	1:49.312	48.041	181	28.605	202	32.666	224	235	20	1:48.931	47.680	179	28.705	201	32.546	224	236
7	1:49.519	48.528	183	28.550	202	32.441	224	236	21	1:48.767	47.679	180	28.812	202	32.276	224	235
8	1:48.534	47.636	184	28.673	202	32.225	224	236	22	1:49.243	47.346	185	28.776	195	33.121	224	235
9	1:48.758	47.809	183	28.636	203	32.313	224	235	23	1:51.508	49.088	166	29.277	200	33.143	220	226
10	1:48.787	47.628	183	28.719	202	32.440	222	236	24	1:51.956	50.368	181	28.882	199	32.706	223	197
11	1:48.865	47.780	183	28.637	202	32.448	224	234	25	1:48.675	47.543	177	28.571	203	32.561	224	235
12	1:48.185	47.457	186	28.634	203	32.094	224	235	26	1:48.841	47.625	179	28.603	199	32.613	226	235
13	1:48.969	47.434	184	28.628	202	32.907	224	235	27	1:48.127	47.525	184	28.577	204	32.025	225	236
14	1:56.840	47.774	183	28.453	202			236	28	1:49.425	47.743	184	28.792	202	32.890	211	235

109 Dirk Schulz , Porsche 991 GT3 Cup GT / NLD										theoretical besttime: 1:53.851							
Lap	Time	S1	V1	S2	V2	S3	V3	Vmax	Lap	Time	S1	V1	S2	V2	S3	V3	Vmax
1	2:15.220	1:02.295	150	34.639	124	38.286	209		14	1:56.474	52.671	165	29.647	186	34.156	220	209
2	2:36.690	1:12.221	99	44.728	106	39.741	214	184	15	1:55.704	51.768	162	29.335	183	34.601	219	214
3	1:58.138	51.974	163	30.674	183	35.490	217	199	16	2:04.543	51.959	165	30.023	184			214
4	1:58.790	51.980	163	31.190	184	35.620	212	206	17	3:12.710	2:07.269	164	29.969	185	35.472	218	
5	1:57.927	52.301	165	30.655	182	34.971	216	203	18	1:58.276	51.522	164	32.148	164	34.606	217	217
6	1:57.512	51.930	161	30.637	184	34.945	214	209	19	1:54.726	50.805	166	29.988	190	33.933	217	216
7	1:57.614	52.407	165	30.319	189	34.888	215	203	20	1:55.097	51.430	162	29.956	189	33.711	220	214
8	1:56.743	51.625	162	30.647	189	34.471	216	208	21	1:59.373	51.537	167	30.868	152	36.968	214	214
9	1:57.651	52.652	158	30.362	188	34.637	215	202	22	1:54.880	50.884	166	29.660	190	34.336	217	209
10	1:57.965	51.339	159	31.230	170	35.396	216	211	23	1:57.876	52.577	165	30.254	170	35.045	219	209
11	1:57.739	52.840	154	30.304	188	34.595	215	210	24	1:56.260	51.264	167	30.714	182	34.282	219	219
12	1:54.914	50.844	166	30.043	193	34.027	219	203	25	1:56.754	51.630	159	30.553	181	34.571	217	214
13	1:56.904	51.474	169	29.973	188	35.457	220	212	26	2:00.892	51.289	162	31.696	186	37.907	212	218


111 Ward Sluys , BMW M4 Silhouette GT / BEL										theoretical besttime: 1:44.069							
Lap	Time	S1	V1	S2	V2	S3	V3	Vmax	Lap	Time	S1	V1	S2	V2	S3	V3	Vmax
1	2:01.276	54.501	180	31.489	169	35.286	161		16	1:44.879	46.225	185	27.346	198	31.308	220	227
2	2:43.288	1:18.270	81	43.712	80	41.306	209	137	17	1:44.720	46.175	185	27.332	198	31.213	220	226
3	1:45.889	46.832	184	27.336	196	31.721	220	219	18	1:53.330	46.311	186	27.264	198			227
4	1:46.435	46.353	182	27.601	198	32.481	217	229	19	3:13.590	2:13.214	181	27.999	197	32.377	217	
5	1:45.640	46.207	184	27.468	198	31.965	217	225	20	1:47.356	47.077	182	28.094	196	32.185	216	223
6	1:45.142	46.118	186	27.637	198	31.387	219	226	21	1:47.072	47.076	184	27.933	198	32.063	218	224
7	1:44.115	45.770	185	27.267	197	31.078	221	228	22	1:46.864	47.124	182	27.728	197	32.012	217	225
8	1:44.570	45.936	186	27.367	196	31.267	220	228	23	1:47.187	47.193	182	28.074	197	31.920	217	225
9	1:44.817	46.071	186	27.445	197	31.301	221	227	24	1:46.979	46.916	183	28.104	197	31.959	218	224
10	1:45.150	45.975	185	27.782	192	31.393	220	228	25	1:48.449	47.226	183	28.191	198	33.032	214	225
11	1:45.471	46.299	183	27.440	198	31.732	220	224	26	1:46.477	46.642	183	27.693	199	32.142	217	222
12	1:44.507	46.197	187	27.221	197	31.089	220	227	27	1:45.900	46.947	182	27.387	199	31.566	220	225
13	1:44.859	46.222	185	27.365	197	31.272	220	228	28	1:46.810	46.760	183	27.588	199	32.462	214	228
14	1:44.888	46.130	184	27.295	198	31.463	220	227	29	1:46.073	46.634	184	27.678	199	31.761	219	223
15	1:44.768	46.184	185	27.272	198	31.312	220	227									

DTM Zandvoort

Zandvoort, length 4307 m

13. - 15.07.2018

GT&Prototype Challenge



Lap Analysis race 2, 15.07.2018

-Reg.No.: 0301.18.219

180 Cenk Ceyisakar , Porsche 991 GT3 Cup GT / TUR

theoretical besttime: 1:46.848

Lap	Time	S1	V1	S2	V2	S3	V3	Vmax	Lap	Time	S1	V1	S2	V2	S3	V3	Vmax
1	2:08.947	58.870	174	33.966	150	36.111	196		15	1:50.721	49.489	180	28.480	192	32.752	230	232
2	2:38.327	1:15.004	99	44.232	79	39.091	224	171	16	1:50.441	49.309	116	28.918	199	32.214	230	237
3	1:49.905	48.548	176	28.431	189	32.926	232	219	17	1:48.567	47.621	180	28.406	197	32.540	229	222
4	1:48.645	48.052	174	28.228	192	32.365	230	217	18	1:57.003	47.796	181	28.370	202			221
5	1:47.998	47.213	181	28.506	196	32.279	230	228	19	3:14.150	2:13.475	178	28.299	197	32.376	229	
6	1:47.930	47.312	181	28.346	199	32.272	230	223	20	1:47.673	47.035	181	28.307	199	32.331	230	237
7	1:47.909	47.410	183	28.128	201	32.371	230	239	21	1:47.962	47.123	186	28.502	198	32.337	229	237
8	1:48.210	47.719	180	28.243	199	32.248	229	241	22	1:47.638	47.249	180	28.162	197	32.227	228	237
9	1:47.045	47.164	183	27.872	204	32.009	231	233	23	1:48.739	47.236	181	29.028	202	32.475	228	232
10	1:47.636	47.162	180	28.202	201	32.272	228	239	24	1:50.306	47.431	183	29.716	195	33.159	228	240
11	1:47.507	47.308	184	27.979	203	32.220	230	226	25	1:49.071	47.820	179	29.036	201	32.215	230	235
12	1:48.703	47.635	181	28.708	202	32.360	228	229	26	1:48.233	47.547	181	28.134	199	32.552	230	232
13	1:48.549	46.967	181	28.526	204	33.056	230	238	27	1:48.518	47.651	170	28.478	198	32.389	231	231
14	1:47.744	47.166	182	28.156	201	32.422	231	236	28	1:47.905	47.469	181	28.257	202	32.179	230	236

181 Cengiz Oguzhan , Porsche 991 GT3 Cup GT / TUR

theoretical besttime: 1:47.126

Lap	Time	S1	V1	S2	V2	S3	V3	Vmax	Lap	Time	S1	V1	S2	V2	S3	V3	Vmax
1	2:13.894	1:00.762	160	35.088	132	38.044	193		15	1:47.976	47.461	180	28.005	193	32.510	224	214
2	2:35.240	1:12.324	88	44.027	83	38.889	223	174	16	1:48.759	48.362	166	28.062	199	32.335	228	203
3	1:53.527	49.310	173	30.317	160	33.900	228	215	17	1:58.048	48.225	176	28.200	200			222
4	1:50.120	48.600	175	28.537	199	32.983	228	197	18	3:15.435	2:14.396	173	28.251	194	32.788	228	
5	1:49.335	48.270	180	28.309	195	32.756	228	224	19	1:49.320	48.684	171	28.204	189	32.432	229	229
6	1:48.710	47.875	182	28.296	195	32.539	228	229	20	1:49.722	47.478	175	29.608	198	32.636	228	235
7	1:48.475	47.789	179	28.175	189	32.511	229	228	21	1:49.014	48.014	157	28.523	199	32.477	228	227
8	1:48.687	47.955	179	28.503	197	32.229	230	212	22	1:47.765	47.458	181	27.878	197	32.429	228	234
9	1:48.516	48.226	176	27.955	190	32.335	230	212	23	1:47.924	47.544	180	28.119	205	32.261	229	234
10	1:48.695	48.026	179	28.213	194	32.456	229	218	24	1:47.784	47.271	177	28.063	198	32.450	229	233
11	1:48.917	48.171	176	28.298	183	32.448	229	234	25	1:47.465	47.019	180	28.155	200	32.291	229	232
12	1:48.470	47.966	177	28.063	200	32.441	229	218	26	1:48.066	47.319	178	28.265	194	32.482	229	231
13	1:49.859	47.735	177	28.486	151	33.638	229	219	27	1:48.615	47.478	176	28.572	183	32.565	229	232
14	1:48.210	47.753	182	27.960	192	32.497	228	235	28	1:48.361	47.741	176	28.147	195	32.473	229	220

182 Koen Wauters , Porsche 991 GT3 Cup GT / BEL

theoretical besttime: 2:25.079

Lap	Time	S1	V1	S2	V2	S3	V3	Vmax	Lap	Time	S1	V1	S2	V2	S3	V3	Vmax
1	2:04.408	56.804	178	32.014	137	35.590	128		2	2:41.225	1:17.47!	78	43.842	65	39.908	219	147

186 Willem Meulders , Porsche 991 GT3 Cup GT / BEL

theoretical besttime:

Lap	Time	S1	V1	S2	V2	S3	V3	Vmax	Lap	Time	S1	V1	S2	V2	S3	V3	Vmax
1	2:28.278							179									

188 John De Wilde , Porsche 991 GT3 Cup GT / BEL

theoretical besttime: 1:46.378

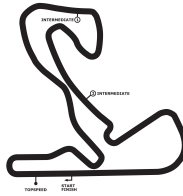
Lap	Time	S1	V1	S2	V2	S3	V3	Vmax	Lap	Time	S1	V1	S2	V2	S3	V3	Vmax
1	2:30.548	1:18.243	125	36.493	162	35.812	218		15	1:47.012	47.063	182	27.822	202	32.127	228	232
2	2:21.514	57.543	89	45.655	101	38.316	218	198	16	1:47.704	47.389	179	27.923	200	32.392	228	232
3	1:48.400	47.396	176	28.717	197	32.287	229	223	17	1:56.052	47.389	175	28.017	204			230
4	1:47.810	47.004	179	28.304	205	32.502	229	234	18	3:17.190	2:17.011	169	28.162	200	32.017	228	
5	1:46.746	46.921	177	27.919	203	31.906	230	234	19	1:48.020	47.296	177	28.326	202	32.398	227	233
6	1:46.999	46.879	178	27.986	194	32.134	232	233	20	1:47.888	47.348	175	28.054	203	32.486	225	232
7	1:47.803	47.419	170	28.140	203	32.244	232	221	21	1:48.335	47.587	175	28.659	199	32.089	228	227
8	1:46.654	46.715	180	28.075	203	31.864	229	239	22	1:47.071	47.126	180	27.933	204	32.012	227	234
9	1:46.545	46.743	180	27.936	199	31.866	229	232	23	1:47.913	47.711	181	28.027	204	32.175	229	230
10	1:47.250	47.013	179	28.176	201	32.061	229	236	24	1:47.416	47.009	182	27.975	202	32.432	230	234
11	1:47.619	47.143	179	27.988	202	32.488	229	226	25	1:46.951	47.081	180	28.017	204	31.853	229	236
12	1:46.670	46.754	182	27.955	197	31.961		235	26	1:47.202	47.490	180	27.810	203	31.902	228	234
13	1:49.288	47.758	175	28.475	202	33.055	228	229	27	1:48.276	47.568	179	28.507	199	32.201	229	227
14	1:47.759	47.065	178	28.037	192	32.657	228	229	28	1:47.335	46.934	183	28.070	202	32.331	226	234

DTM Zandvoort

Zandvoort, length 4307 m

13. - 15.07.2018

GT&Prototype Challenge



Lap Analysis race 2, 15.07.2018

-Reg.No.: 0301.18.219

199 Michael Verhagen , BMW M4 Silhouette 3.2 GT / NLD

theoretical besttime: 1:45.038

Lap	Time	S1	V1	S2	V2	S3	V3	Vmax	Lap	Time	S1	V1	S2	V2	S3	V3	Vmax
1	1:59.914	53.576	182	30.622	176	35.716	167		16	1:46.182	47.134	185	27.528	196	31.520	218	226
2	2:43.996	1:18.508	79	43.637	80	41.851	206	132	17	1:45.248	46.288	186	27.330	197	31.630	218	225
3	1:46.146	46.799	185	27.753	194	31.594	219	218	18	1:54.260	46.303	184	27.620	197			225
4	1:46.296	46.460	184	27.720	197	32.116	219	226	19	3:05.893	2:05.730	181	28.178	195	31.985	219	
5	1:45.668	46.380	184	27.634	195	31.654	218	226	20	1:47.282	47.109	181	28.186	196	31.987	217	228
6	1:46.695	46.381	185	27.728	196	32.586	218	225	21	1:46.355	46.541	185	27.872	197	31.942	220	227
7	1:45.685	46.383	183	27.769	195	31.533	220	227	22	1:45.891	46.323	185	27.723	198	31.845	219	228
8	1:45.463	46.297	185	27.595	195	31.571	220	228	23	1:46.775	46.362	185	28.109	197	32.304	218	227
9	1:45.573	46.259	185	27.737	195	31.577	220	228	24	1:46.184	46.254	186	27.910	198	32.020	217	228
10	1:45.302	46.311	185	27.537	196	31.454	219	227	25	1:47.374	46.893	182	28.115	196	32.366	217	227
11	1:45.435	46.279	185	27.576	195	31.580	220	226	26	1:45.884	46.374	185	27.606	198	31.904	217	225
12	1:45.777	46.658	185	27.628	196	31.491	218	227	27	1:45.891	46.510	184	27.785	197	31.596	220	226
13	1:46.222	46.275	184	28.088	196	31.859	219	226	28	1:46.297	46.706	185	27.903	197	31.688	219	228
14	1:45.625	46.346	185	27.604	197	31.675	219	226	29	1:45.720	46.420	184	27.638	197	31.662	218	227
15	1:45.548	46.409	186	27.527	196	31.612	219	226									

212 Jean-Pierre Lequeux , Ginetta Nissan G57 LMP3 / SGT / FRA

theoretical besttime: 1:40.573

Lap	Time	S1	V1	S2	V2	S3	V3	Vmax	Lap	Time	S1	V1	S2	V2	S3	V3	Vmax
1	1:55.523	51.186	186	27.810	174	36.527	173		16	3:30.268	2:33.333	180	26.414	212	30.521	241	
2	2:45.877	1:20.546	95	42.949	89	42.382	233	132	17	1:43.037	44.816	191	26.972	213	31.249	238	228
3	1:42.872	45.959	189	26.377	216	30.536	240	227	18	1:41.648	44.825	190	26.502	213	30.321	242	234
4	1:44.633	45.423	192	26.890	214	32.320	238	230	19	1:41.172	44.212	190	26.740	211	30.220	242	234
5	1:43.051	45.687	193	26.381	216	30.983	240	228	20	1:42.615	44.565	189	27.109	211	30.941	242	234
6	1:42.274	44.837	195	26.531	217	30.906	240	237	21	1:44.437	45.547	189	26.994	211	31.896	237	231
7	1:41.675	44.659	194	26.382	218	30.634	242	241	22	1:43.601	45.506	189	27.130	211	30.965	240	238
8	1:41.620	44.807	195	26.319	216	30.494	242	237	23	1:45.040	45.573	183	27.677	202	31.790	239	229
9	1:41.305	44.598	197	26.359	218	30.348	243	241	24	1:45.834	47.407	175	27.295	204	31.132	240	227
10	1:41.404	44.632	199	26.141	218	30.631	242	239	25	1:43.434	44.527	188	27.799	201	31.108	241	237
11	1:40.986	44.428	197	26.207	218	30.351	242	238	26	1:41.850	44.536	194	26.511	211	30.803	240	233
12	1:42.029	44.527	197	26.311	216	31.191	238	241	27	1:43.147	45.436	187	27.185	209	30.526	238	225
13	1:43.750	45.362	191	27.309	209	31.079	240	235	28	1:42.353	44.721	191	26.943	215	30.689	240	235
14	1:43.579	45.487	189	26.836	217	31.256	235	229	29	1:45.232	45.528	167	28.757	209	30.947	239	233
15	1:53.740	46.391	185	27.238	210			228									

293 Matthijs Bakker , Ligier LMP3 LMP3 / SGT / NLD

theoretical besttime: 1:39.974

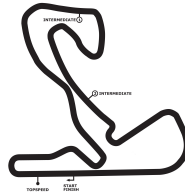
Lap	Time	S1	V1	S2	V2	S3	V3	Vmax	Lap	Time	S1	V1	S2	V2	S3	V3	Vmax
1	1:58.415	52.520	189	29.805	161	36.090	186		16	1:40.841	44.445	197	26.250	211	30.146	233	239
2	2:44.416	1:19.363	79	43.685	88	41.368	220	115	17	1:44.155	46.789	180	27.044	209	30.322	233	241
3	1:44.959	47.219	183	27.005	200	30.735	233	229	18	1:41.979	44.093	198	26.879	208	31.007	227	242
4	1:43.360	45.407	192	26.754	204	31.199	233	223	19	1:48.955	44.935	199	26.520	210			229
5	1:41.302	44.881	192	26.169	208	30.252	233	235	20	3:33.377	2:34.509	170	27.202	204	31.666	229	
6	1:42.310	44.629	195	26.831	208	30.850	230	237	21	1:44.030	46.529	181	26.804	209	30.697	231	221
7	1:41.892	44.354	191	26.635	211	30.903	231	239	22	1:48.582	46.767	174	29.122	208	32.693	230	234
8	1:41.431	44.378	194	26.390	209	30.663	233	239	23	1:44.839	46.258	182	27.716	210	30.865	236	226
9	1:41.230	44.285	194	26.361	209	30.584	233	241	24	1:45.348	46.570	187	27.285	209	31.493	233	226
10	1:41.568	44.383	194	26.364	211	30.821	232	231	25	1:45.283	46.109	186	27.861	204	31.313	233	239
11	1:40.988	44.212	196	26.394	210	30.382	232	238	26	1:44.629	46.184	186	27.294	209	31.151	233	226
12	1:41.719	44.251	197	26.242	211	31.226	233	241	27	1:43.037	45.151	181	27.355	209	30.531	235	241
13	1:42.215	45.246	190	26.775	209	30.194	233	239	28	1:43.866	45.513	167	27.490	209	30.863	234	242
14	1:41.766	44.014	198	26.446	210	31.306	227	241	29	1:44.731	45.384	184	27.580	199	31.767	235	241
15	1:40.338	44.378	198	26.140	211	29.820	233	236									

DTM Zandvoort

Zandvoort, length 4307 m

13. - 15.07.2018

GT&Prototype Challenge



Lap Analysis race 2, 15.07.2018

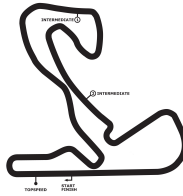
-Reg.No.: 0301.18.219

496 Tim Gray , Praga R1T CN / GBR									theoretical besttime: 1:40.029								
Lap	Time	S1	V1	S2	V2	S3	V3	Vmax	Lap	Time	S1	V1	S2	V2	S3	V3	Vmax
1	1:57.573	52.196	188	29.131	169	36.246	172		16	1:40.977	44.498	198	26.211	206	30.268	226	238
2	2:44.769	1:19.581	76	43.628	85	41.560	221	128	17	1:40.537	44.290	198	26.056	208	30.191	228	234
3	1:45.194	47.489	187	26.873	205	30.832	228	228	18	1:40.280	44.402	198	26.047	211	29.831	230	236
4	1:43.453	45.452	191	26.783	200	31.218	228	236	19	1:41.123	44.533	199	26.267	208	30.323	230	228
5	1:44.138	46.483	190	26.543	206	31.112	226	235	20	1:42.400	44.840	188	26.574	206	30.986	232	238
6	1:43.434	45.756	192	26.665	202	31.013	224	234	21	1:42.530	45.645	190	26.746	209	30.139	234	239
7	1:42.433	45.442	192	26.428	206	30.563	228	232	22	1:42.501	44.462	187	26.872	198	31.167	234	245
8	1:42.345	45.010	194	26.611	203	30.724	228	234	23	1:43.446	44.246	193	28.617	206	30.583	228	243
9	1:42.423	45.282	194	26.400	207	30.741	231	235	24	1:42.072	44.707	193	27.150	207	30.215	228	238
10	1:43.761	45.599	186	27.249	206	30.913	228	239	25	1:41.152	44.664	200	26.268	207	30.220	232	235
11	1:42.131	45.072	194	26.438	206	30.621	230	236	26	1:40.106	44.278	198	25.952	209	29.876	231	239
12	1:41.560	45.068	194	26.172	208	30.320	232	238	27	1:41.003	45.095	199	26.060	208	29.848	232	238
13	1:41.371	44.979	196	26.161	206	30.231	228	239	28	1:41.557	44.937	187	26.408	207	30.212	228	240
14	1:58.233	45.667	197	26.461	207			235	29	1:40.695	44.574	200	26.043	209	30.078	231	234
15	3:25.311	2:28.745	189	26.385	209	30.181	230										

498 Rob Kamphues , Wolf CN / NLD									theoretical besttime: 1:43.190								
Lap	Time	S1	V1	S2	V2	S3	V3	Vmax	Lap	Time	S1	V1	S2	V2	S3	V3	Vmax
1	2:00.799	54.273	179	30.577	176	35.949	158		16	1:45.980	46.535	180	27.790	198	31.655	218	225
2	2:43.470	1:18.297	76	43.584	88	41.589	210	134	17	1:44.974	46.199	182	27.131	199	31.644	217	225
3	1:47.631	48.204	180	27.382	197	32.045	217	220	18	1:53.220	46.275	185	27.015	199			224
4	1:45.703	46.548	179	27.333	196	31.822	218	225	19	3:31.203	2:32.148	183	27.081	198	31.974	215	
5	1:45.435	46.395	182	27.373	197	31.667	217	225	20	1:44.544	45.919	186	27.005	199	31.620	217	222
6	1:46.807	46.316	183	28.001	194	32.490	217	226	21	1:44.091	45.290	185	27.186	198	31.615	216	223
7	1:46.355	46.527	182	27.195	198	32.633	217	225	22	1:43.825	45.602	186	26.812	199	31.411	216	223
8	1:45.828	46.701	180	27.379	197	31.748	219	225	23	1:44.666	45.750	186	27.246	199	31.670	217	223
9	1:45.238	46.503	183	27.126	198	31.609	219	226	24	1:43.683	45.699	185	26.812	200	31.172	220	223
10	1:46.456	46.756	184	27.303	199	32.397	217	226	25	1:44.688	46.094	186	27.016	200	31.578	218	226
11	1:45.970	46.391	185	27.484	197	32.095	214	224	26	1:44.356	45.661	188	27.072	200	31.623	214	224
12	1:46.774	47.012	174	27.727	197	32.035	215	223	27	1:44.597	46.365	186	27.095	199	31.137	219	222
13	1:45.666	46.480	184	27.310	199	31.876	217	223	28	1:44.099	45.241	187	27.180	198	31.678	218	225
14	1:45.191	46.134	186	27.161	198	31.896	216	223	29	1:43.949	45.554	183	27.111	199	31.284	220	224
15	1:44.886	46.124	185	27.347	199	31.415	217	223									

510 Kelvin Snoeks , Praga R1 Radical SR3 - Praga / NLD									theoretical besttime: 1:42.905								
Lap	Time	S1	V1	S2	V2	S3	V3	Vmax	Lap	Time	S1	V1	S2	V2	S3	V3	Vmax
1	2:02.520	54.734	179	32.729	143	35.057	129		16	2:56.627	1:58.622	185	26.548	183	31.457	201	
2	2:43.446	1:18.060	78	43.781	69	41.605	190	153	17	1:44.199	46.004	190	26.928	183	31.267	201	206
3	1:46.620	47.530	172	27.446	183	31.644	204	201	18	1:43.919	46.173	186	26.434	184	31.312	202	206
4	1:45.494	46.255	185	27.727	182	31.512	204	209	19	1:45.546	47.276	189	26.972	186	31.298	205	207
5	1:45.643	46.351	184	27.645	183	31.647	204	209	20	1:43.765	45.599	190	26.861	184	31.305	204	210
6	1:45.590	46.145	188	27.255	184	32.190	205	209	21	1:43.938	45.548	191	26.831	185	31.559	205	209
7	1:44.177	46.060	184	26.945	184	31.172	205	211	22	1:43.786	45.777	185	26.616	185	31.393	204	210
8	1:43.854	45.949	189	26.790	182	31.115	206	210	23	1:44.847	45.610	190	27.121	186	32.116	207	209
9	1:44.436	45.884	190	27.378	184	31.174	207	210	24	1:45.353	47.025	182	26.851	187	31.477	202	212
10	1:44.012	45.697	190	27.228	184	31.087	203	211	25	1:45.983	47.324	190	27.503	185	31.156	205	209
11	1:43.938	45.698	190	26.959	183	31.281	203	208	26	1:43.583	45.493	191	26.989	185	31.101	204	210
12	1:43.539	45.865	191	26.604	184	31.070	203	208	27	1:43.534	45.680	184	26.606	185	31.248	204	209
13	1:44.324	45.983	188	27.162	183	31.179	203	208	28	1:43.320	45.575	192	26.629	185	31.116	205	209
14	1:43.756	45.790	190	26.547	185	31.419	203	208	29	1:44.333	45.401	191	26.951	185	31.981	198	209
15	1:52.483	45.759	190	26.647	184			208									

DTM Zandvoort
 Zandvoort, length 4307 m
 13. - 15.07.2018
 GT&Prototype Challenge



Lap Analysis race 2, 15.07.2018

-Reg.No.: 0301.18.219

514 Alastair Boulton , Radical SR3 Radical SR3 - Praga / GBR theoretical besttime: 1:45.053

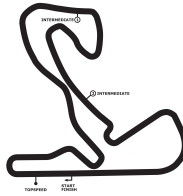
Lap	Time	S1	V1	S2	V2	S3	V3	Vmax	Lap	Time	S1	V1	S2	V2	S3	V3	Vmax
1	2:13.542	1:00.123	144	35.136	125	38.283	196		15	1:46.651	47.121	183	27.787	183	31.743	204	207
2	2:35.863	1:12.071	91	44.159	85	39.633	198	175	16	1:58.452	48.956	167	29.104	183			210
3	1:52.625	49.436	165	29.517	174	33.672	202	203	17	3:39.738	2:37.155	173	30.126	184	32.457	203	
4	1:49.567	48.035	176	28.884	181	32.648	203	209	18	1:46.260	46.902	184	27.504	183	31.854	204	209
5	1:48.879	47.910	179	28.516	182	32.453	203	209	19	1:45.836	46.657	185	27.439	183	31.740	204	210
6	1:48.520	47.621	179	28.524	182	32.375	205	210	20	1:46.622	46.763	174	28.113	184	31.746	204	211
7	1:49.812	48.455	174	28.815	182	32.542	205	212	21	1:46.188	46.530	185	27.962	183	31.696	204	210
8	1:48.398	47.299	175	28.859	181	32.240	205	212	22	1:45.589	46.534	185	27.496	183	31.559	205	210
9	1:48.718	47.790	181	28.644	182	32.284	205	212	23	1:45.345	46.464	184	27.167	184	31.714	205	210
10	1:48.765	47.274	172	29.012	182	32.479	204	212	24	1:45.340	46.327	184	27.387	184	31.626	205	210
11	1:48.808	47.424	176	29.146	181	32.238	205	211	25	1:45.781	46.358	184	27.393	185	32.030	205	211
12	1:48.348	47.274	181	28.792	183	32.282	205	212	26	1:47.158	46.929	179	28.074	182	32.155	207	211
13	1:49.096	47.237	176	28.800	176	33.059	205	212	27	1:47.227	47.296	173	28.035	184	31.896	205	214
14	1:48.627	47.406	176	28.466	183	32.755	201	212	28	1:47.587	46.615	181	28.323	184	32.649	204	211

DTM Zandvoort

Zandvoort, length 4307 m

13. - 15.07.2018

GT&Prototype Challenge



Best Sector Times race 2

-Reg.No.: 0301.18.219

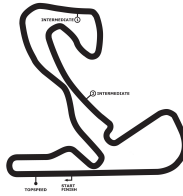
Pos.	sector 1			sector 2			sector 3			theoretical and best lap time				
	No	Driver	Time	No	Driver	Time	No	Driver	Time	No	Driver	theoretical	Best	Pos
1	293	Bakker-Pardo	44.014	496	Gray-Berg	25.952	293	Bakker-Pardo	29.820	293	Bakker-Pardo	1:39.974	1:40.338	
2	212	Lequeux-Ueberecker	44.212	293	Bakker-Pardo	26.140	496	Gray-Berg	29.831	496	Gray-Berg	1:40.029	1:40.106	
3	496	Gray-Berg	44.246	212	Lequeux-Ueberecker	26.141	212	Lequeux-Ueberecker	30.220	212	Lequeux-Ueberecker	1:40.573	1:40.986	
4	498	Kamphues R.	45.241	510	Snoeks K.	26.434	510	Snoeks K.	31.070	510	Snoeks K.	1:42.905	1:43.320	
5	510	Snoeks K.	45.401	498	Kamphues R.	26.812	111	Sluys-Schouten	31.078	498	Kamphues R.	1:43.190	1:43.683	
6	111	Sluys-Schouten	45.770	514	Boulton-Berg	27.167	498	Kamphues R.	31.137	111	Sluys-Schouten	1:44.069	1:44.115	
7	199	Verhagen-Meijer	46.254	111	Sluys-Schouten	27.221	199	Verhagen-Meijer	31.454	199	Verhagen-Meijer	1:45.038	1:45.248	
8	514	Boulton-Berg	46.327	199	Verhagen-Meijer	27.330	514	Boulton-Berg	31.559	514	Boulton-Berg	1:45.053	1:45.340	
9	106	Herber B.	46.700	100	Euser C.	27.713	100	Euser C.	31.674	100	Euser C.	1:46.201	1:46.637	
10	188	De Wilde J.	46.715	188	De Wilde J.	27.810	107	Meijer-van Lagen	31.824	188	De Wilde J.	1:46.378	1:46.545	
11	100	Euser C.	46.814	180	Ceyisakar C.	27.872	106	Herber B.	31.839	106	Herber B.	1:46.597	1:46.717	
12	180	Ceyisakar C.	46.967	181	Oguzhan C.	27.878	188	De Wilde J.	31.853	107	Meijer-van Lagen	1:46.697	1:46.905	
13	107	Meijer-van Lagen	46.971	107	Meijer-van Lagen	27.902	180	Ceyisakar C.	32.009	180	Ceyisakar C.	1:46.848	1:47.045	
14	181	Oguzhan C.	47.019	106	Herber B.	28.058	108	Lanting M.	32.025	181	Oguzhan C.	1:47.126	1:47.465	
15	108	Lanting M.	47.346	108	Lanting M.	28.453	181	Oguzhan C.	32.229	108	Lanting M.	1:47.824	1:48.127	
16	109	Schulz D.	50.805	109	Schulz D.	29.335	109	Schulz D.	33.711	109	Schulz D.	1:53.851	1:54.726	
17	182	Wauters-Wauters	1:17.475	182	Wauters-Wauters	32.014	182	Wauters-Wauters	35.590	182	Wauters-Wauters	2:25.079	2:04.408	
18	186	Meulders-Renmans	00.000	186	Meulders-Renmans	00.000	186	Meulders-Renmans	00.000	186	Meulders-Renmans	00.000	00.000	

DTM Zandvoort

Zandvoort, length 4307 m

13. - 15.07.2018

GT&Prototype Challenge



Topspeed race 2, 15.07.2018

-Reg.No.: 0301.18.219

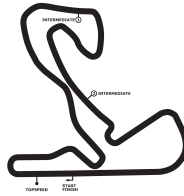
Car No.	Driver	Make	Speed km/h
496	Tim Gray	Praga R1T	245
293	Matthijs Bakker	Ligier LMP3	242
106	Bob Herber	Porsche 991 GT3 Cup	241
180	Cenk Ceyisakar	Porsche 991 GT3 Cup	241
212	Jean-Pierre Lequeux	Ginetta Nissan G57	241
188	John De Wilde	Porsche 991 GT3 Cup	239
108	Martin Lanting	BMW M3 GTMR	237
181	Cengiz Oguzhan	Porsche 991 GT3 Cup	235
111	Ward Sluys	BMW M4 Silhouette	229
107	Daan Meijer	Porsche 991 GT3 Cup	229
100	Cor Euser	Marcos Mantis	229
199	Michael Verhagen	BMW M4 Silhouette 3.2	228
498	Rob Kamphues	Wolf	226
109	Dirk Schulz	Porsche 991 GT3 Cup	219
514	Alastair Boulton	Radical SR3	214
510	Kelvin Snoeks	Praga R1	212
186	Willem Meulders	Porsche 991 GT3 Cup	179
182	Koen Wauters	Porsche 991 GT3 Cup	147

DTM Zandvoort

Zandvoort, length 4307 m

13. - 15.07.2018

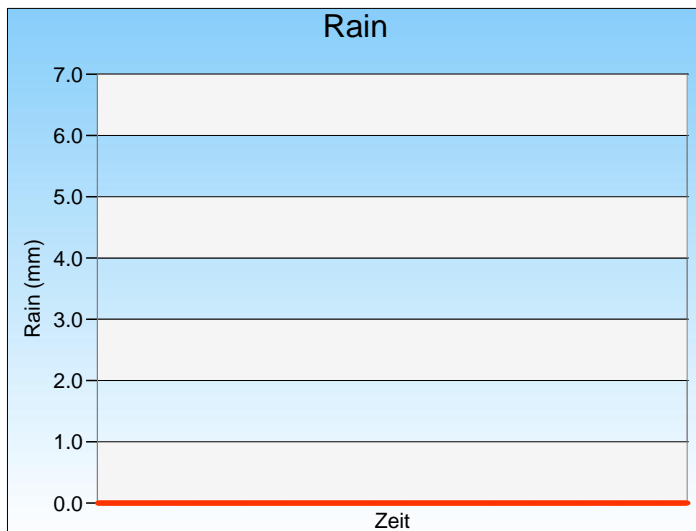
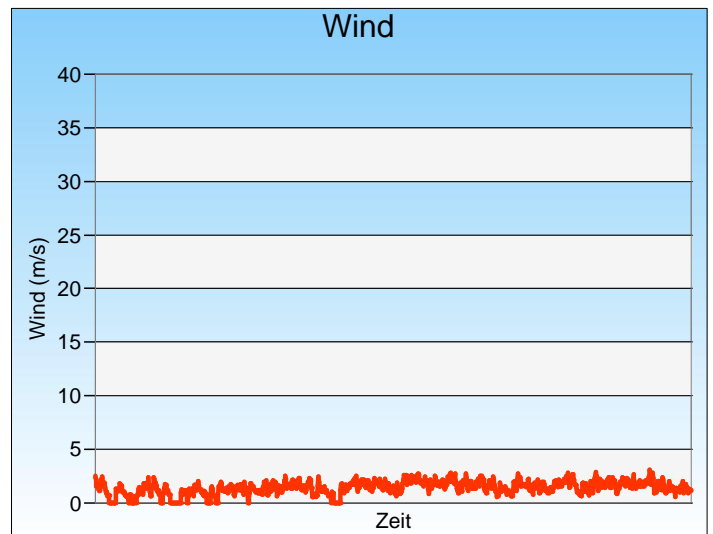
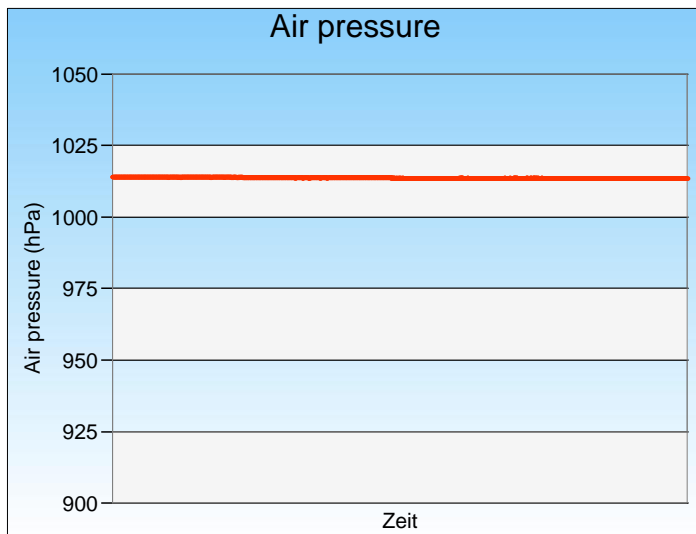
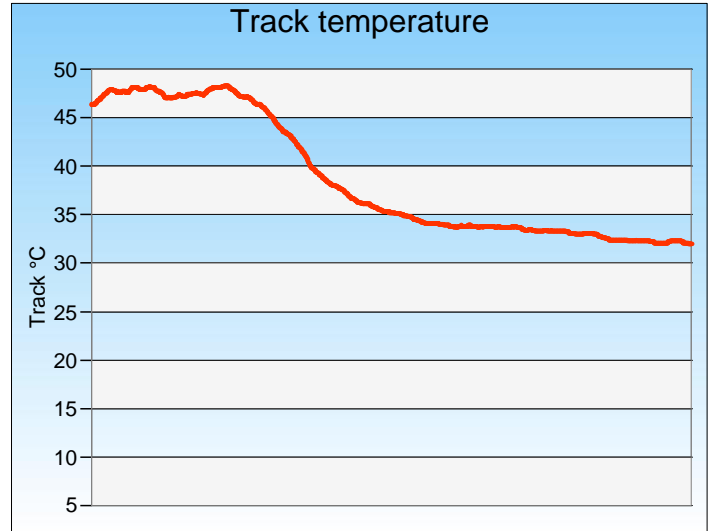
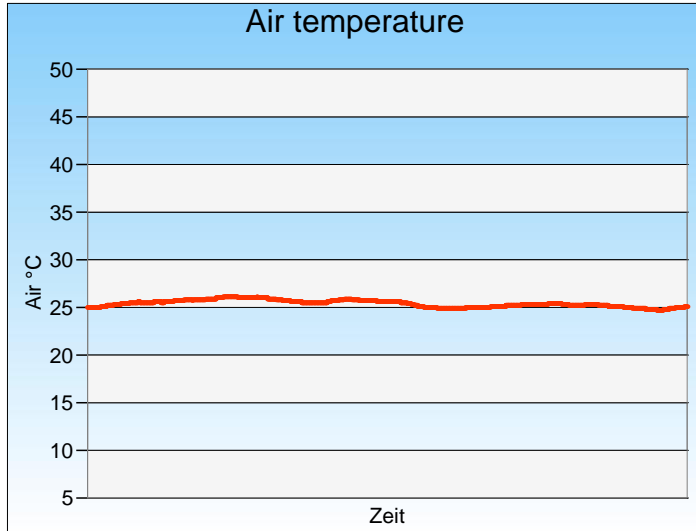
GT&Prototype Challenge



-Reg.No.: 0301.18.219


Weather race 2

15.07.2018, 15:10:00 - 16:10:00

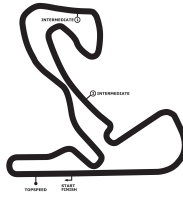


Weather:

sunny



DTM Zandvoort
Zandvoort, length 4307 m
13. - 15.07.2018
GT&Prototype Challenge
Starting grid race 2

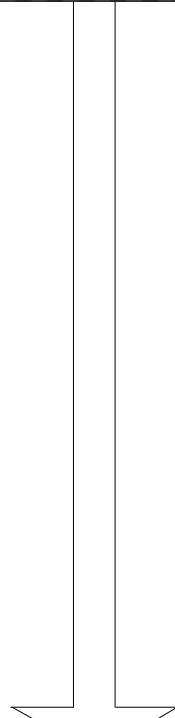


-Reg.No.: 0301.18.219

181	Oguzhan, Cengiz Porsche 991 GT3 Cup	1:49.372
186	Meulders, Willem Porsche 991 GT3 Cup	1:46.873
514	Boulton, Alastair Radical SR3	1:46.752
180	Ceyisakar, Cenk Porsche 991 GT3 Cup	1:45.988
182	Wauters, Koen Porsche 991 GT3 Cup	1:44.768
111	Sluys, Ward BMW M4 Silhouette	1:43.670
510	Snoeks, Kelvin Praga R1	1:43.360
293	Bakker, Matthijs Ligier LMP3	1:41.612
496	Gray, Tim Praga R1T	1:38.980

Pole Position

9	109	Schulz, Dirk Porsche 991 GT3 Cup	1:54.908
8	108	Lanting, Martin BMW M3 GTMR	1:47.230
7	100	Euser, Cor Marcos Mantis	1:46.816
6	106	Herber, Bob Porsche 991 GT3 Cup	1:46.146
5	188	De Wilde, John Porsche 991 GT3 Cup	1:44.888
4	199	Verhagen, Michael BMW M4 Silhouette 3.2	1:44.208
3	107	Meijer, Daan Porsche 991 GT3 Cup	1:43.485
2	498	Kamphues, Rob Wolf	1:42.654
1	212	Lequeux, Jean-Pierre Ginetta Nissan G57	1:40.024



Subject to final scrutineering !

Issued:	Stewards:	Timekeeper:
---------	-----------	-------------

CAR # 173 - NON-PARTICIPATION