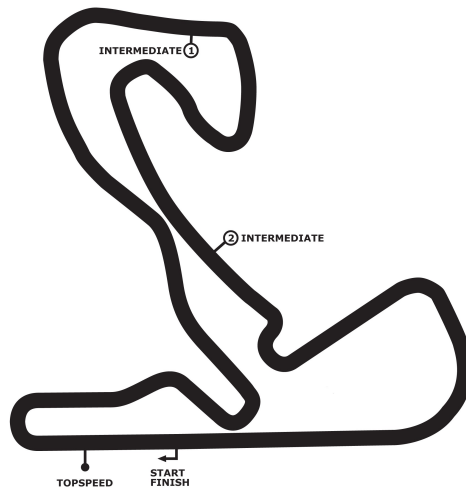




DTM Zandvoort

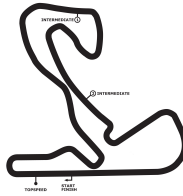
free practice



Zandvoort 4307 m

13. - 15.07.2018

DTM Zandvoort
 Zandvoort, length 4307 m
 13. - 15.07.2018
 GT&Prototype Challenge



Result free practice, 13.07.2018

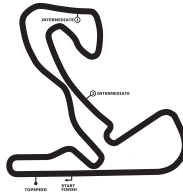
-Reg.No.: 0301.18.219

Rk	No.	Cl	Driver	Nat.	Team	Car	laps	Besttime	GAP	km/h
1	496	CN	Tim Gray Alain Berg	GBR	VR Motorsport	Praga R1T	19	1:40.407		154.423
2	212	LMP1/E	Jean-Pierre Lequeux Jean Marc Ueberecken	FRA	Prime Racing	Ginetta Nissan G57	17	1:42.498	02.091	151.273
3	293	LMP1/S	Matthijs Bakker Javier Ibran Pardo	NLD	BE Motorsport	Ligier LMP3	17	1:43.931	03.524	149.187
4	498	CN	Rob Kamphues	NLD	Bas Koeten Racing	Wolf	17	1:44.222	03.815	148.771
5	106	GT	Bob Herber	NLD	BODA Racing	Porsche 991 GT3 Cup	16	1:44.268	03.861	148.705
6	111	GT	Ward Sluys Bas Schouten	BEL	JR Motorsport	BMW M4 Silhouette	16	1:44.545	04.138	148.311
7	107	GT	Daan Meijer	NLD	BODA Racing	Porsche 991 GT3 Cup	16	1:44.563	04.156	148.286
8	182	GT	Koen Wauters Kris Wauters	BEL	DVB Racing bvba	Porsche 991 GT3 Cup	16	1:44.803	04.396	147.946
9	510	RPR	Kelvin Snoeks	NLD	V-Max Racing	Praga R1	11	1:44.903	04.496	147.805
10	108	GT	Martin Lanting	NLD	JR Motorsport	BMW M3 GTMR	17	1:46.217	05.810	145.977
11	199	GT	Michael Verhagen Wilhelm Meijer	NLD	JR Motorsport	BMW M4 Silhouette 3.2	9	1:46.610	06.203	145.439
12	188	GT	John De Wilde	BEL	Speedlover	Porsche 991 GT3 Cup	15	1:46.630	06.223	145.411
13	514	RPR	Alastair Boulton Alain Berg	GBR	VR Motorsport	Radical SR3	16	1:47.152	06.745	144.703
14	173	LMP1/S	Berry van Elk	NLD	BlueBerry Racing	Mosler MT900R GT3	8	1:47.267	06.860	144.548
15	100	GT	Cor Euser	NLD	Cor Euser Racing	Marcos Mantis	8	1:48.235	07.828	143.255
16	186	GT	Willem Meulders Rik Renmans	BEL	Speedlover	Porsche 991 GT3 Cup	17	1:48.788	08.381	142.527
17	180	GT	Cenk Ceyisakar	TUR	Go Motorsports by DVB	Porsche 991 GT3 Cup	17	1:48.901	08.494	142.379
18	509	RPR	Leon Rijnbeek	NLD	V-Max Racing	Praga R1	13	1:49.993	09.586	140.965
19	109	GT	Dirk Schulz	NLD	Topper Team	Porsche 991 GT3 Cup	17	1:54.506	14.099	135.409
20	181	GT	Cengiz Oguzhan	TUR	Go Motorsports by DVB	Porsche 991 GT3 Cup	6	2:11.786	31.379	117.654

Issued:	Race Director	Timekeeper:
---------	---------------	-------------

subject to final scrutineering

DTM Zandvoort
 Zandvoort, length 4307 m
 13. - 15.07.2018
 GT&Prototype Challenge



Lap by Lap free practice, 13.07.2018

-Reg.No.: 0301.18.219

100 Cor Euser , Marcos Mantis GT / NLD															
1	2:20.829	2	1:58.173	3	1:50.390	4	1:50.577	pit	2:03.464	6	4:54.270	7	1:48.235	pit	2:04.652

106 Bob Herber , Porsche 991 GT3 Cup GT / NLD															
1	2:03.210	2	1:52.189	pit	2:00.641	4	3:20.563	5	1:54.573	pit	1:57.901	7	3:34.161	8	1:47.560
9	1:46.791	pit	3:09.511	11	4:02.835	12	1:44.839	pit	2:06.818	14	19:24.112	15	1:44.268	16	1:44.272

107 Daan Meijer , Porsche 991 GT3 Cup GT / NLD															
1	2:10.848	2	1:44.997	3	1:46.210	4	1:44.563	pit	1:59.397	6	4:14.633	pit	1:58.237	8	4:33.268
pit	3:09.260	10	3:01.380	11	1:49.428	12	1:49.844	pit	2:18.576	14	19:12.247	15	1:47.110	16	1:48.362

108 Martin Lanting , BMW M3 GTMR GT / NLD															
1	2:03.459	2	1:52.464	3	1:51.973	4	1:50.006	5	1:49.938	6	1:49.399	7	1:49.223	8	1:49.081
9	1:49.095	10	1:49.565	11	1:49.898	pit	3:07.623	pit	3:41.298	pit	4:39.380	15	19:03.975	16	1:46.217
17	1:46.411														

109 Dirk Schulz , Porsche 991 GT3 Cup GT / NLD															
1	2:25.403	2	1:59.970	3	1:55.773	4	1:54.506	pit	2:09.236	6	3:31.032	7	1:55.471	8	1:55.376
9	1:56.272	pit	2:35.876	11	3:04.112	12	1:55.057	13	1:56.062	pit	2:16.111	15	20:24.714	16	1:55.091
17	1:54.664														

111 Ward Sluys , BMW M4 Silhouette GT / BEL															
1	1:47.837	2	1:49.198	3	1:45.699	4	1:45.167	5	1:44.712	6	1:44.545	pit	1:54.899	8	4:40.161
9	6:42.245	10	1:50.081	11	1:47.799	12	1:47.978	pit	2:17.329	14	19:16.482	15	1:47.614	16	1:46.940

173 Berry van Elk , Mosler MT900R GT3 LMP3 / SGT / NLD															
1	13:35.713	2	2:02.847	3	1:50.321	4	1:51.429	pit	2:18.656	6	3:44.439	7	1:47.267	pit	2:29.826

180 Cenk Ceyisakar , Porsche 991 GT3 Cup GT / TUR															
1	2:21.790	2	2:01.183	3	1:52.988	4	1:50.892	5	1:52.052	6	1:50.647	7	1:49.983	pit	2:06.924
9	3:41.953	pit	2:33.024	11	4:31.939	12	1:49.122	13	1:48.901	pit	2:50.836	15	18:32.797	16	1:50.506
17	1:49.396														

181 Cengiz Oguzhan , Porsche 991 GT3 Cup GT / TUR															
pit	4:15.688	pit	6:22.532	3	4:30.554	4	2:11.786	5	2:14.262	pit	2:40.055				

182 Koen Wauters , Porsche 991 GT3 Cup GT / BEL															
1	2:29.064	2	1:50.974	3	1:46.561	4	1:45.494	5	1:44.803	pit	1:52.935	7	5:12.462	8	1:47.058
9	1:46.892	pit	3:09.120	11	4:21.262	12	1:45.103	pit	2:06.895	14	19:54.724	15	1:50.790	16	1:46.025

186 Willem Meulders , Porsche 991 GT3 Cup GT / BEL															
1	2:36.227	2	1:58.262	3	1:53.837	4	1:51.739	5	1:52.813	6	1:49.855	pit	1:59.828	8	4:01.787
9	1:50.897	pit	2:36.893	11	3:51.646	12	1:49.604	13	1:49.790	pit	2:19.525	15	19:00.972	16	1:49.336
17	1:48.788														

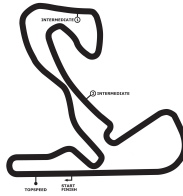
188 John De Wilde , Porsche 991 GT3 Cup GT / BEL															
1	2:31.112	2	1:51.240	3	1:49.370	4	1:47.660	5	1:46.630	6	1:46.705	pit	1:59.896	8	6:24.190
pit	2:38.884	10	6:19.371	11	1:50.405	pit	2:44.268	13	18:02.822	14	1:47.154	15	1:53.243		

DTM Zandvoort

Zandvoort, length 4307 m

13. - 15.07.2018

GT&Prototype Challenge



Lap by Lap free practice, 13.07.2018

-Reg.No.: 0301.18.219

199 Michael Verhagen , BMW M4 Silhouette 3.2 GT / NLD															
1	2:01.393	2	1:49.951	3	1:46.610	pit	1:56.053	5	2:56.322	pit	1:57.871	7	5:01.546	8	1:49.198
pit	2:25.477														

212 Jean-Pierre Lequeux , Ginetta Nissan G57 LMP3 / SGT / FRA															
1	2:36.193	pit	2:04.844	3	3:27.621	4	1:47.311	5	1:44.926	6	1:43.666	7	1:42.647	8	1:42.498
9	1:44.925	10	1:46.225	pit	3:07.732	12	3:33.579	13	1:45.721	14	1:43.089	pit	2:35.994	pit	18:45.171
17	3:12.560														

293 Matthijs Bakker , Ligier LMP3 LMP3 / SGT / NLD															
1	2:34.516	2	2:05.454	3	2:01.341	4	1:54.825	5	1:56.927	6	2:18.803	7	1:53.416	8	1:53.528
pit	2:13.375	pit	4:50.300	11	2:30.852	12	1:51.359	13	1:51.739	pit	2:21.634	15	18:56.101	16	1:45.167
17	1:43.931														

496 Tim Gray , Praga R1T CN / GBR															
1	1:54.073	2	1:45.919	3	1:42.508	4	1:40.407	5	1:40.735	6	1:42.322	7	1:40.767	8	1:41.339
9	1:42.933	10	1:40.843	11	1:41.332	pit	1:49.427	13	4:50.664	14	1:48.894	15	1:48.654	pit	2:07.997
17	20:23.743	18	1:45.693	19	1:46.710										

498 Rob Kamphues , Wolf CN / NLD															
1	2:44.905	2	1:58.514	3	1:54.317	4	1:54.538	5	2:13.206	6	1:50.828	7	1:47.287	8	1:45.400
9	1:45.203	10	1:47.031	pit	2:22.419	12	6:31.114	13	1:44.599	pit	2:45.125	15	18:10.143	16	1:45.715
17	1:44.222														

509 Leon Rijnbeek , Praga R1 Radical SR3 - Praga / NLD															
1	2:22.869	2	1:58.553	3	1:55.452	4	1:52.978	5	1:50.797	6	1:49.993	7	1:51.227	8	1:52.876
9	1:51.181	10	1:56.678	pit	2:33.608	12	5:00.968	13	1:50.232						

510 Kelvin Snoeks , Praga R1 Radical SR3 - Praga / NLD															
1	2:12.357	2	1:46.109	3	1:47.155	4	1:44.903	pit	1:36.725	6	3:24.873	7	7:52.538	pit	3:09.839
pit	8:12.834	10	19:27.162	pit	2:12.674										

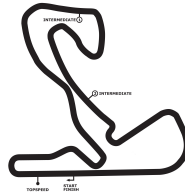
514 Alastair Boulton , Radical SR3 Radical SR3 - Praga / GBR															
pit	2:38.558	2	2:31.602	3	1:53.342	4	1:51.993	pit	1:59.334	6	4:42.561	7	1:50.903	8	1:54.937
9	2:36.564	10	4:27.043	11	1:48.007	12	1:49.019	13	2:54.312	14	18:44.936	15	1:48.541	16	1:47.152

DTM Zandvoort

Zandvoort, length 4307 m

13. - 15.07.2018

GT&Prototype Challenge



Lap Analysis free practice, 13.07.2018

-Reg.No.: 0301.18.219

100 Cor Euser , Marcos Mantis GT / NLD

theoretical besttime: 1:48.077

Lap	Time	S1	V1	S2	V2	S3	V3	Vmax	Lap	Time	S1	V1	S2	V2	S3	V3	Vmax
1	2:20.829		130	34.701	150	37.336	211		5	2:03.464	48.402	183	28.574	188	32.803	230	209
2	1:58.173	53.634	163	30.579	169	33.960	227	169	6	4:54.270	3:52.666	171	28.801	196	32.261	234	217
3	1:50.390	49.903	180	28.018	188	32.469	233	183	7	1:48.235	48.213	203	27.761	203	32.261	234	217
4	1:50.577	48.896	181	28.217	193	33.464	233	207	8	2:04.652	48.055	182	27.982	197			209

106 Bob Herber , Porsche 991 GT3 Cup GT / NLD

theoretical besttime: 1:44.090

Lap	Time	S1	V1	S2	V2	S3	V3	Vmax	Lap	Time	S1	V1	S2	V2	S3	V3	Vmax
1	2:03.210		162	30.740	168	34.652	220		9	1:46.791	47.278	184	27.797	205	31.716	228	237
2	1:52.189	49.719	177	28.537	202	33.933	223	216	10	3:09.511	1:13.859	81	50.182	72			241
3	2:00.641	48.815	180	28.321	203			234	11	4:02.835	2:58.182	170	27.813	148	36.840	230	
4	3:20.563	2:10.947	163	35.032	155	34.584	189		12	1:44.839	45.851	176	27.165	205	31.823	229	234
5	1:54.573	52.608	174	28.627	198	33.338	224	179	13	2:06.818	45.903	183	27.274	205			230
6	1:57.901	47.478	184	28.591	186			233	14	19:24.112	18:25	176	27.136	202	31.600	230	
7	3:34.161	2:31.451	181	28.294	204	34.416	222		15	1:44.268	45.749	185	27.201	206	31.318	231	236
8	1:47.560	47.325	174	28.373	206	31.862	227	222	16	1:44.272	45.636	183	27.233	207	31.403	228	239

107 Daan Meijer , Porsche 991 GT3 Cup GT / NLD

theoretical besttime: 1:44.338

Lap	Time	S1	V1	S2	V2	S3	V3	Vmax	Lap	Time	S1	V1	S2	V2	S3	V3	Vmax
1	2:10.848		130	32.223	146	32.626	233		9	3:09.260	1:08.264	79	52.518	73			208
2	1:44.997	46.212	183	27.285	199	31.500	235	215	10	3:01.380	1:59.402	174	28.713	207	33.265	230	
3	1:46.210	47.682	177	27.212	204	31.316	235	217	11	1:49.428	48.236	183	28.504	191	32.688	230	207
4	1:44.563	46.004	181	27.018	200	31.541	233	218	12	1:49.844	48.430	181	28.782	200	32.632	231	220
5	1:59.397	46.950	174	27.842	175			223	13	2:18.576	48.418	180	31.962	155			208
6	4:14.633	3:15.744	174	27.174	203	31.715	235		14	19:12.247	18:10	140	29.739	181	32.427	234	
7	1:58.237	48.241	164	27.676	192			228	15	1:47.110	47.496	185	27.689	203	31.925	233	221
8	4:33.268	3:24.393	170	34.852	176	34.023	228		16	1:48.362	47.477	184	28.624	198	32.261	232	212

108 Martin Lanting , BMW M3 GTMR GT / NLD

theoretical besttime: 1:46.202

Lap	Time	S1	V1	S2	V2	S3	V3	Vmax	Lap	Time	S1	V1	S2	V2	S3	V3	Vmax
1	2:03.459		161	30.585	175	34.157	216		10	1:49.565	47.824	177	28.717	202	33.024	224	237
2	1:52.464	50.014	173	29.305	195	33.145	217	191	11	1:49.898	47.853	179	29.372	204	32.673	225	232
3	1:51.973	49.266	176	29.986	196	32.721	224	193	12	3:07.623	1:17.099	91	43.126	77			236
4	1:50.006	48.555	179	28.465	204	32.986	220	228	13	3:41.298	2:13.008	176	28.886	204			
5	1:49.938	48.579	180	28.647	204	32.712	221	228	14	4:39.380	3:20.138	163	31.029	167			
6	1:49.399	48.195	180	28.316	204	32.888	220	229	15	19:03.975	18:02	164	28.861	205	32.614	227	
7	1:49.223	48.159	181	28.516	205	32.548	224	231	16	1:46.217	46.870	186	27.593	207	31.754	227	236
8	1:49.081	47.873	178	28.698	204	32.510	224	235	17	1:46.411	46.855	187	27.725	206	31.831	215	235
9	1:49.095	48.055	180	28.651	205	32.389	226	234									

109 Dirk Schulz , Porsche 991 GT3 Cup GT / NLD

theoretical besttime: 1:53.123

Lap	Time	S1	V1	S2	V2	S3	V3	Vmax	Lap	Time	S1	V1	S2	V2	S3	V3	Vmax
1	2:25.403		132	35.189	121	39.392	211		10	2:35.876	50.307	165	45.819	83			223
2	1:59.970	54.311	165	30.891	187	34.768	224	177	11	3:04.112	1:59.355	171	30.409	188	34.348	216	
3	1:55.773	50.369	171	30.604	178	34.800	223	216	12	1:55.057	51.438	171	29.296	187	34.323	221	214
4	1:54.506	50.506	172	29.756	184	34.244	220	213	13	1:56.062	49.901	174	30.014	171	36.147	221	219
5	2:09.236	51.015	172	30.278	185			208	14	2:16.111	50.747	174					213
6	3:31.032	2:24.678	169	31.532	171	34.822	221		15	20:24.714	19:18	156	30.945	181	34.834	220	
7	1:55.471	51.464	169	29.845	191	34.162	220	212	16	1:55.091	50.608	173	30.557	194	33.926	223	198
8	1:55.376	51.158	167	29.936	190	34.282	220	209	17	1:54.664	50.332	173	30.079	188	34.253	220	215
9	1:56.272	50.537	167	30.267	189	35.468	222	218									

111 Ward Sluys , BMW M4 Silhouette GT / BEL

theoretical besttime: 1:44.295

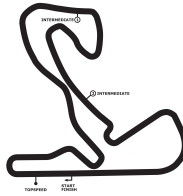
Lap	Time	S1	V1	S2	V2	S3	V3	Vmax	Lap	Time	S1	V1	S2	V2	S3	V3	Vmax
1	1:47.837		178	27.953	197	32.996	207		9	6:42.245	47.651	183	5:10.667	146	43.927	194	218
2	1:49.198	49.671	184	27.724	197	31.803	217	186	10	1:50.081	49.466	180	28.428	194	32.187	214	201
3	1:45.699	46.600	185	27.159	197	31.940	218	224	11	1:47.799	47.401	181	28.099	198	32.299	217	221
4	1:45.167	46.341	187	27.352	198	31.474	220	226	12	1:47.978	47.399	183	28.062	197	32.517	216	225
5	1:44.712	46.190	186	27.263	198	31.259	221	227	13	2:17.329	47.419	183	28.087	180			223
6	1:44.545	45.877	186	27.214	199	31.454	221	227	14	19:16.482	18:15	176	28.345	197	32.250	216	
7	1:54.899	47.262	188	27.354	199			229	15	1:47.614	47.069	185	27.674	198	32.871	212	222
8	4:40.161	3:39.120	175	28.555	195	32.486	211		16	1:46.940	46.936	184	27.928	198	32.076	214	223

DTM Zandvoort

Zandvoort, length 4307 m

13. - 15.07.2018

GT&Prototype Challenge



Lap Analysis free practice, 13.07.2018

-Reg.No.: 0301.18.219

173 Berry van Elk , Mosler MT900R GT3 LMP3 / SGT / NLD

theoretical besttime: 1:46.059

Lap	Time	S1	V1	S2	V2	S3	V3	Vmax	Lap	Time	S1	V1	S2	V2	S3	V3	Vmax
1	13:35.713		110	35.265	144	37.941	194		5	2:18.656	47.283	171	27.953	195		217	
2	2:02.847	56.018	141	32.941	158	33.888	232	162	6	3:44.439	2:45.087	173	27.932	211	31.420	238	
3	1:50.321	49.192	173	28.294	191	32.835	230	194	7	1:47.267	47.481	177	27.356	213	32.430	228	205
4	1:51.429	48.725	170	29.792	177	32.912	233	196	8	2:29.826	48.334	169	28.224	204			222

180 Cenk Ceyisakar , Porsche 991 GT3 Cup GT / TUR

theoretical besttime: 1:48.605

Lap	Time	S1	V1	S2	V2	S3	V3	Vmax	Lap	Time	S1	V1	S2	V2	S3	V3	Vmax
1	2:21.790		143	33.245	160	36.096	200		10	2:33.024	48.253	181	32.766	78		217	
2	2:01.183	54.675	165	30.132	156	36.376	203	170	11	4:31.939	3:30.497	168	28.747	197	32.695	229	
3	1:52.988	50.382	169	28.757	190	33.849	227	198	12	1:49.122	48.225	176	28.276	202	32.621	231	228
4	1:50.892	48.815	180	29.081	203	32.996	228	228	13	1:48.901	47.962	177	28.247	206	32.692	229	231
5	1:52.052	49.766	173	29.536	198	32.750	228	215	14	2:50.836	55.166	92	48.390	80			235
6	1:50.647	49.256	178	28.475	204	32.916	228	209	15	18:32.797	17:27	148	31.766	186	33.050	228	
7	1:49.983	48.625	180	28.364	206	32.994	228	214	16	1:50.506	48.669	175	28.901	177	32.936	231	225
8	2:06.924	49.049	169	29.555	197			227	17	1:49.396	48.207	177	28.379	193	32.810	228	229
9	3:41.953	2:40.543	176	29.014	204	32.396	231										

181 Cengiz Oguzhan , Porsche 991 GT3 Cup GT / TUR

theoretical besttime:

Lap	Time	S1	V1	S2	V2	S3	V3	Vmax	Lap	Time	S1	V1	S2	V2	S3	V3	Vmax
1	4:15.688								4	2:11.786							
2	6:22.532								5	2:14.262							
3	4:30.554								6	2:40.055							

182 Koen Wauters , Porsche 991 GT3 Cup GT / BEL

theoretical besttime: 1:44.801

Lap	Time	S1	V1	S2	V2	S3	V3	Vmax	Lap	Time	S1	V1	S2	V2	S3	V3	Vmax
1	2:29.064		130	35.187	99	34.482	224		9	1:46.892	46.984	181	27.975	199	31.933	231	227
2	1:50.974	49.643	176	28.124	194	33.207	228	209	10	3:09.120	1:14.273	78	49.544	76			234
3	1:46.561	47.078	186	27.754	208	31.729	229	218	11	4:21.262	3:20.849	180	28.106	192	32.307	229	
4	1:45.494	46.010	188	27.696	209	31.788	230	238	12	1:45.103	46.027	186	27.459	205	31.617	231	239
5	1:44.803	45.917	188	27.411	204	31.475	231	238	13	2:06.895	45.915	187	27.477	181			239
6	1:52.935	46.273	186	27.570	205			229	14	19:54.724	18:52	142	29.735	188	32.426	231	
7	5:12.462	4:11.704	181	27.898	204	32.860	227		15	1:50.790	47.348	173	28.678	103	34.764	228	228
8	1:47.058	47.122	180	27.798	209	32.138	229	236	16	1:46.025	46.074	185	27.962	202	31.989	211	235

186 Willem Meulders , Porsche 991 GT3 Cup GT / BEL

theoretical besttime: 1:48.646

Lap	Time	S1	V1	S2	V2	S3	V3	Vmax	Lap	Time	S1	V1	S2	V2	S3	V3	Vmax
1	2:36.227		143	32.740	121	36.564	206		10	2:36.893	48.960	164	46.865	74			220
2	1:58.262	54.054	116	30.338	177	33.870	224	157	11	3:51.646	2:49.605	162	28.827	179	33.214	228	
3	1:53.837	50.133	167	29.899	175	33.805	224	189	12	1:49.604	48.368	170	28.393	173	32.843	228	209
4	1:51.739	49.556	172	28.742	196	33.441	224	206	13	1:49.790	47.955	175	28.956	171	32.879	228	213
5	1:52.813	48.982	176	29.447	178	34.384	219	209	14	2:19.525	48.214	172	32.577	133			206
6	1:49.855	48.751	177	28.364	193	32.740	226	215	15	19:00.972	17:58	155	29.030	179	33.219	223	
7	1:59.828	49.048	168	29.140	195			210	16	1:49.336	48.110	176	28.151	181	33.075	227	218
8	4:01.787	2:59.293	170	29.138	187	33.356	224		17	1:48.788	47.878	178	28.146	184	32.764	227	216
9	1:50.897	49.562	171	28.713	178	32.622	228	193									

188 John De Wilde , Porsche 991 GT3 Cup GT / BEL

theoretical besttime: 1:46.426

Lap	Time	S1	V1	S2	V2	S3	V3	Vmax	Lap	Time	S1	V1	S2	V2	S3	V3	Vmax
1	2:31.112		156	32.258	126	34.069	224		9	2:38.884	49.374	163	46.648	75			235
2	1:51.240	49.296	169	29.038	198	32.906	228	222	10	6:19.371	5:16.690	162	29.460	199	33.221	225	
3	1:49.370	48.978	177	28.219	203	32.173	229	205	11	1:50.405	48.147	174	28.465	198	33.793	220	228
4	1:47.660	47.570	181	28.017	198	32.073	228	229	12	2:44.268	58.561	123	40.849	84			180
5	1:46.630	46.885	184	27.998	202	31.747	230	234	13	18:02.822	17:01	149	29.354	201	32.434	227	
6	1:46.705	47.060	179	27.862	205	31.783	229	232	14	1:47.154	47.248	181	27.794	204	32.112	228	232
7	1:59.896	48.928	169	28.191	205			234	15	1:53.243	49.313	163	31.852	203	32.078	228	233
8	6:24.190	5:23.505	177	28.255	203	32.430	229										

199 Michael Verhagen , BMW M4 Silhouette 3.2 GT / NLD

theoretical besttime: 1:46.006

Lap	Time	S1	V1	S2	V2	S3	V3	Vmax	Lap	Time	S1	V1	S2	V2	S3	V3	Vmax
1	2:01.393		163	29.947	192	33.275	213		6	1:57.871	46.871	182	28.025	197			226
2	1:49.951	48.428	181	28.391	196	33.132	214	220	7	5:01.546	4:01.728	181	27.868	194	31.950	218	
3	1:46.610	46.825	180	27.717	197	32.068	217	223	8	1:49.198	48.206	167	28.853	196	32.139	219	221
4	1:56.053	46.437	184	27.619	199			224	9	2:25.477	46.574	185	30.938	101			226
5	2:56.322	1:53.568	175	30.488	198	32.266	218										

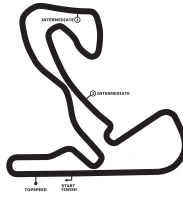
Timekeeping and Dataservice: wige SOLUTIONS GmbH & Co. KG, Meckenheim, GER

DTM Zandvoort

Zandvoort, length 4307 m

13. - 15.07.2018

GT&Prototype Challenge



Lap Analysis free practice, 13.07.2018


-Reg.No.: 0301.18.219

DTM Zandvoort

Zandvoort, length 4307 m

13. - 15.07.2018

GT&Prototype Challenge



Lap Analysis free practice, 13.07.2018

-Reg.No.: 0301.18.219

212 Jean-Pierre Lequeux , Ginetta Nissan G57 LMP3 / SGT / FRA theoretical besttime: 1:41.640

Lap	Time	S1	V1	S2	V2	S3	V3	Vmax	Lap	Time	S1	V1	S2	V2	S3	V3	Vmax
1	2:36.193		145	31.594	140	35.350	226		10	1:46.225	47.866	174	27.843	222	30.516	245	223
2	2:04.844	53.011	141	29.073	170			172	11	3:07.732	1:18.255	94	44.303	77			234
3	3:27.621	2:27.320	172	27.729	185	32.572	240		12	3:33.579	2:32.536	165	27.836	174	33.207	234	
4	1:47.311	48.379	164	27.736	217	31.196	242	179	13	1:45.721	47.587	184	26.727	225	31.407	242	214
5	1:44.926	47.389	186	26.748	221	30.789	242	200	14	1:43.089	45.484	192	26.623	224	30.982	246	212
6	1:43.666	46.156	182	26.757	223	30.753	242	227	15	2:35.994	51.622	136	35.040	82			209
7	1:42.647	45.964	194	26.425	224	30.258	242	223	16	18:45.171	17:26	133	32.206	154			
8	1:42.498	46.077	193	26.369	224	30.052	247	216	17	3:12.560	2:11.352	160	28.129	209	33.079	175	
9	1:44.925	45.219	186	27.295	185	32.411	246	231									

293 Matthijs Bakker , Ligier LMP3 LMP3 / SGT / NLD theoretical besttime: 1:43.931

Lap	Time	S1	V1	S2	V2	S3	V3	Vmax	Lap	Time	S1	V1	S2	V2	S3	V3	Vmax
1	2:34.516		138	32.371	135	36.168	220		10	4:50.300	2:58.675	81	47.450	80			
2	2:05.454	54.887	93	35.084	150	35.483	222	204	11	2:30.852	1:24.943	165	31.826	139	34.083	224	
3	2:01.341	51.641	158	33.489	151	36.211	220	179	12	1:51.359	49.252	177	29.458	202	32.649	228	215
4	1:54.825	51.097	159	30.228	202	33.500	227	187	13	1:51.739	49.105	173	29.552	202	33.082	228	225
5	1:56.927	51.099	163	32.806	189	33.022	229	188	14	2:21.634	49.273	176	31.851	91			216
6	2:18.803	1:12.781	134	31.109	183	34.913	219	207	15	18:56.101	17:54	181	27.692	189	33.617	205	
7	1:53.416	50.635	165	30.006	207	32.775	227	184	16	1:45.167	46.780	185	26.947	208	31.440	229	216
8	1:53.528	49.645	167	30.302	198	33.581	228	210	17	1:43.931	46.088	188	26.746	206	31.097	232	222
9	2:13.375	51.325	164	30.483	165			208									

496 Tim Gray , Praga R1T CN / GBR theoretical besttime: 1:40.053

Lap	Time	S1	V1	S2	V2	S3	V3	Vmax	Lap	Time	S1	V1	S2	V2	S3	V3	Vmax
1	1:54.073		154	29.370	188	31.820	221		11	1:41.332	44.700	188	26.489	209	30.143	233	238
2	1:45.919	47.531	181	27.630	204	30.758	224	206	12	1:49.427	44.314	197	26.489	206			239
3	1:42.508	45.741	187	26.689	205	30.078	231	223	13	4:50.664	3:47.648	165	29.630	152	33.386	225	
4	1:40.407	44.421	199	25.988	213	29.998	230	239	14	1:48.894	48.723	179	27.739	183	32.432	228	191
5	1:40.735	44.316	201	25.999	210	30.420	234	238	15	1:48.654	47.431	186	28.173	191	33.050	228	226
6	1:42.322	44.555	174	27.878	210	29.889	232	241	16	2:07.997	47.772	182	27.249	203			230
7	1:40.767	44.272	201	26.448	204	30.047	233	241	17	20:23.743	19:21	172	28.408	175	34.265	215	
8	1:41.339	44.568	195	26.576	206	30.195	233	241	18	1:45.693	46.865	186	27.096	204	31.732	228	226
9	1:42.933	44.599	173	27.771	209	30.563	230	241	19	1:46.710	46.791	187	27.660	173	32.259	216	234
10	1:40.843	44.176	196	26.388	199	30.279	228	237									

498 Rob Kamphues , Wolf CN / NLD theoretical besttime: 1:44.056

Lap	Time	S1	V1	S2	V2	S3	V3	Vmax	Lap	Time	S1	V1	S2	V2	S3	V3	Vmax
1	2:44.905		127	32.969	143	36.852	202		10	1:47.031	46.300	186	27.543	188	33.188	220	224
2	1:58.514	53.690	160	29.884	154	34.940	209	170	11	2:22.419	46.171	187	35.787	80			225
3	1:54.317	50.849	166	29.796	188	33.672	213	213	12	6:31.114	5:31.743	182	27.659	198	31.712	220	
4	1:54.538	51.653	173	28.796	178	34.089	189	212	13	1:44.599	45.937	186	27.247	201	31.415	220	224
5	2:13.206	1:01.741	126	33.879	114	37.586	205	150	14	2:45.125	54.543	122	42.792	77			225
6	1:50.828	50.948	177	27.860	198	32.020	217	218	15	18:10.143	17:09	172	27.890	193	32.768	190	
7	1:47.287	47.892	180	27.576	198	31.819	217	212	16	1:45.715	47.220	186	26.980	198	31.515	218	206
8	1:45.400	46.735	182	27.103	199	31.562	217	223	17	1:44.222	45.698	188	26.943	200	31.581	213	224
9	1:45.203	46.411	186	27.268	199	31.524	219	223									

509 Leon Rijnbeek , Praga R1 Radical SR3 - Praga / NLD theoretical besttime: 1:49.347

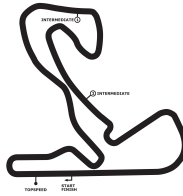
Lap	Time	S1	V1	S2	V2	S3	V3	Vmax	Lap	Time	S1	V1	S2	V2	S3	V3	Vmax
1	2:22.869		148	31.902	160	36.430	196		8	1:52.876	49.629	171	29.461	179	33.786	198	211
2	1:58.553	52.466	158	30.585	169	35.502	200	194	9	1:51.181	48.872	172	28.803	183	33.506	202	205
3	1:55.452	50.788	167	28.951	184	35.713	201	206	10	1:56.678	50.719	173	29.921	180	36.038	201	208
4	1:52.978	49.734	174	28.700	184	34.544	203	208	11	2:33.608	49.972	169	32.191	103			206
5	1:50.797	49.435	173	28.462	185	32.900	205	207	12	5:00.968	3:56.570	170	28.870	179	35.528	198	
6	1:49.993	48.327	179	28.804	183	32.862	204	211	13	1:50.232	48.902	175	28.158	183	33.172	199	203
7	1:51.227	48.687	174	28.720	185	33.820	205	210									

DTM Zandvoort

Zandvoort, length 4307 m

13. - 15.07.2018

GT&Prototype Challenge



-Reg.No.: 0301.18.219

Lap Analysis free practice, 13.07.2018

510 Kelvin Snoeks , Praga R1 Radical SR3 - Praga / NLD

theoretical besttime: 1:44.903

Lap	Time	S1	V1	S2	V2	S3	V3	Vmax	Lap	Time	S1	V1	S2	V2	S3	V3	Vmax
1	2:12.357		163	29.573	181	32.315	206		7	7:52.538	6:52.826	184	27.522	186	32.190	207	138
2	1:46.109	46.747	185	27.715	185	31.647	208	212	8	3:09.839	1:17.793	83	44.729	76			212
3	1:47.155	46.738	180	28.042	188	32.375	205	214	9	8:12.834	6:55.863	185	28.514	109			
4	1:44.903	46.301	186	27.142	187	31.460	199	210	10	19:27.162	18:24	177	27.770	182	34.623	171	
5	1:36.725							207	11	2:12.674	50.831	185	28.303	146			187
6	3:24.873	2:24.276	184	28.319	167	32.278	182										

514 Alastair Boulton , Radical SR3 Radical SR3 - Praga / GBR

theoretical besttime: 1:47.152

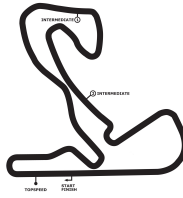
Lap	Time	S1	V1	S2	V2	S3	V3	Vmax	Lap	Time	S1	V1	S2	V2	S3	V3	Vmax
1	2:38.558		130	34.944	151				9	2:36.564	49.822	165	35.631	87			201
2	2:31.602	1:26.691	160	30.763	179	34.148	199		10	4:27.043	3:26.121	174	28.553	184	32.369	205	
3	1:53.342	50.190	169	29.559	182	33.593	198	185	11	1:48.007	47.657	182	28.071	185	32.279	206	211
4	1:51.993	48.901	177	29.240	163	33.852	202	205	12	1:49.019	47.366	180	28.969	184	32.684	208	212
5	1:59.334	48.494	171	28.551	182			208	13	2:54.312	57.966	90	45.477	79			211
6	4:42.561	3:37.852	152	31.129	180	33.580	201		14	18:44.936	17:42	163	29.324	182	32.917	204	
7	1:50.903	49.218	173	28.880	182	32.805	202	207	15	1:48.541	47.838	181	28.366	183	32.337	204	211
8	1:54.937	48.988	167	31.912	181	34.037	202	209	16	1:47.152	47.286	182	28.021	183	31.845	204	210

DTM Zandvoort

Zandvoort, length 4307 m

13. - 15.07.2018

GT&Prototype Challenge



Topspeed free practice, 13.07.2018

-Reg.No.: 0301.18.219

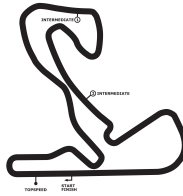
Car No.	Driver	Make	Speed km/h
106	Bob Herber	Porsche 991 GT3 Cup	241
496	Tim Gray	Praga R1T	241
182	Koen Wauters	Porsche 991 GT3 Cup	239
108	Martin Lanting	BMW M3 GTMR	237
188	John De Wilde	Porsche 991 GT3 Cup	235
180	Cenk Ceyisakar	Porsche 991 GT3 Cup	235
212	Jean-Pierre Lequeux	Ginetta Nissan G57	234
111	Ward Sluys	BMW M4 Silhouette	229
107	Daan Meijer	Porsche 991 GT3 Cup	228
199	Michael Verhagen	BMW M4 Silhouette 3.2	226
293	Matthijs Bakker	Ligier LMP3	225
498	Rob Kamphues	Wolf	225
109	Dirk Schulz	Porsche 991 GT3 Cup	223
173	Berry van Elk	Mosler MT900R GT3	222
186	Willem Meulders	Porsche 991 GT3 Cup	220
100	Cor Euser	Marcos Mantis	217
510	Kelvin Snoeks	Praga R1	214
514	Alastair Boulton	Radical SR3	212
509	Leon Rijnbeek	Praga R1	211
181	Cengiz Oguzhan	Porsche 991 GT3 Cup	----

DTM Zandvoort

Zandvoort, length 4307 m

13. - 15.07.2018

GT&Prototype Challenge



Best Sector Times free practice

-Reg.No.: 0301.18.219

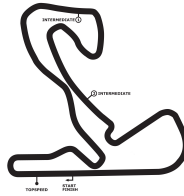
Pos.	sector 1			sector 2			sector 3			theoretical and best lap time				
	No	Driver	Time	No	Driver	Time	No	Driver	Time	No	Driver	theoretical	Best	Pos
1	496	Gray-Berg	44.176	496	Gray-Berg	25.988	496	Gray-Berg	29.889	496	Gray-Berg	1:40.053	1:40.407	1
2	212	Lequeux-Ueberecker	45.219	212	Lequeux-Ueberecker	26.369	212	Lequeux-Ueberecker	30.052	212	Lequeux-Ueberecker	1:41.640	1:42.498	2
3	106	Herber B.	45.636	293	Bakker-Pardo	26.746	293	Bakker-Pardo	31.097	293	Bakker-Pardo	1:43.931	1:43.931	3
4	498	Kamphues R.	45.698	498	Kamphues R.	26.943	111	Sluys-Schouten	31.259	498	Kamphues R.	1:44.056	1:44.222	4
5	111	Sluys-Schouten	45.877	107	Meijer D.	27.018	107	Meijer D.	31.316	106	Herber B.	1:44.090	1:44.268	5
6	182	Wauters-Wauters	45.915	106	Herber B.	27.136	106	Herber B.	31.318	111	Sluys-Schouten	1:44.295	1:44.545	6
7	107	Meijer D.	46.004	510	Snoeks K.	27.142	498	Kamphues R.	31.415	107	Meijer D.	1:44.338	1:44.563	7
8	293	Bakker-Pardo	46.088	111	Sluys-Schouten	27.159	173	van Elk B.	31.420	182	Wauters-Wauters	1:44.801	1:44.803	8
9	510	Snoeks K.	46.301	173	van Elk B.	27.356	510	Snoeks K.	31.460	510	Snoeks K.	1:44.903	1:44.903	9
10	199	Verhagen-Meijer	46.437	182	Wauters-Wauters	27.411	182	Wauters-Wauters	31.475	199	Verhagen-Meijer	1:46.006	1:46.610	11
11	108	Lanting M.	46.855	108	Lanting M.	27.593	188	De Wilde J.	31.747	173	van Elk B.	1:46.059	1:47.267	14
12	188	De Wilde J.	46.885	199	Verhagen-Meijer	27.619	108	Lanting M.	31.754	108	Lanting M.	1:46.202	1:46.217	10
13	173	van Elk B.	47.283	100	Euser C.	27.761	514	Boulton-Berg	31.845	188	De Wilde J.	1:46.426	1:46.630	12
14	514	Boulton-Berg	47.286	188	De Wilde J.	27.794	199	Verhagen-Meijer	31.950	514	Boulton-Berg	1:47.152	1:47.152	13
15	186	Meulders-Renmans	47.878	514	Boulton-Berg	28.021	100	Euser C.	32.261	100	Euser C.	1:48.077	1:48.235	15
16	180	Ceyisakar C.	47.962	186	Meulders-Renmans	28.146	180	Ceyisakar C.	32.396	180	Ceyisakar C.	1:48.605	1:48.901	17
17	100	Euser C.	48.055	509	Rijnbeek L.	28.158	186	Meulders-Renmans	32.622	186	Meulders-Renmans	1:48.646	1:48.788	16
18	509	Rijnbeek L.	48.327	180	Ceyisakar C.	28.247	509	Rijnbeek L.	32.862	509	Rijnbeek L.	1:49.347	1:49.993	18
19	109	Schulz D.	49.901	109	Schulz D.	29.296	109	Schulz D.	33.926	109	Schulz D.	1:53.123	1:54.506	19
20	181	Oguzhan C.	00.000	181	Oguzhan C.	00.000	181	Oguzhan C.	00.000	181	Oguzhan C.	00.000	2:11.786	20

DTM Zandvoort

Zandvoort, length 4307 m

13. - 15.07.2018

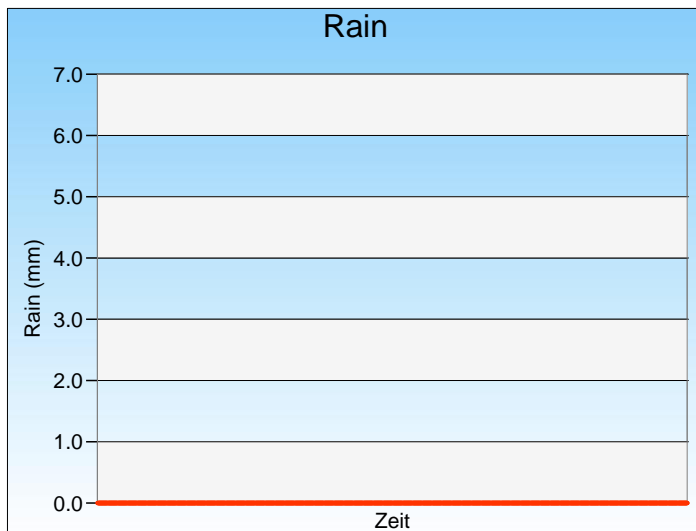
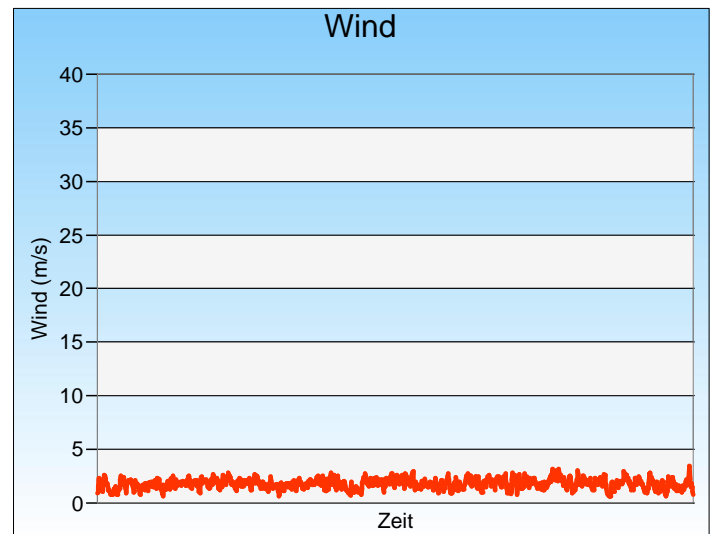
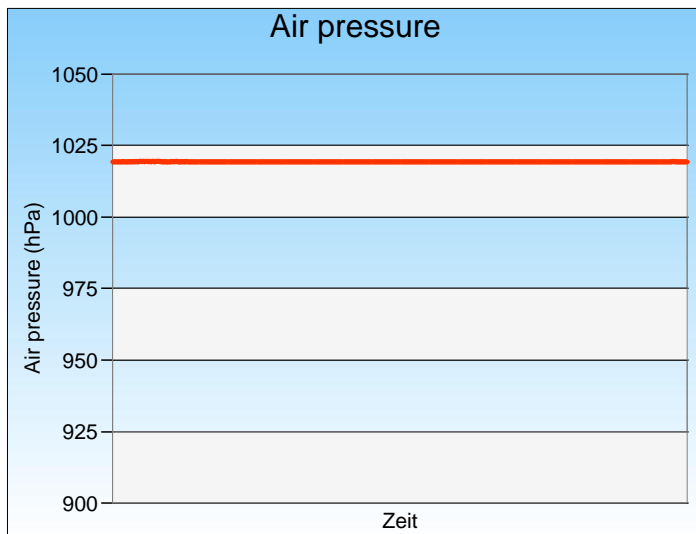
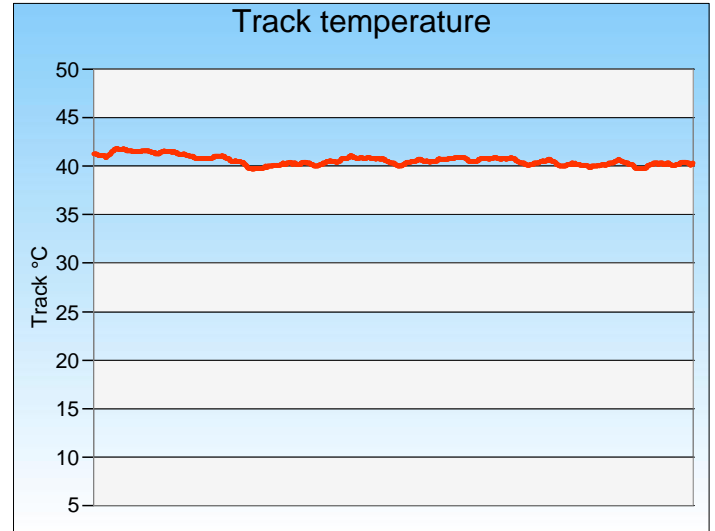
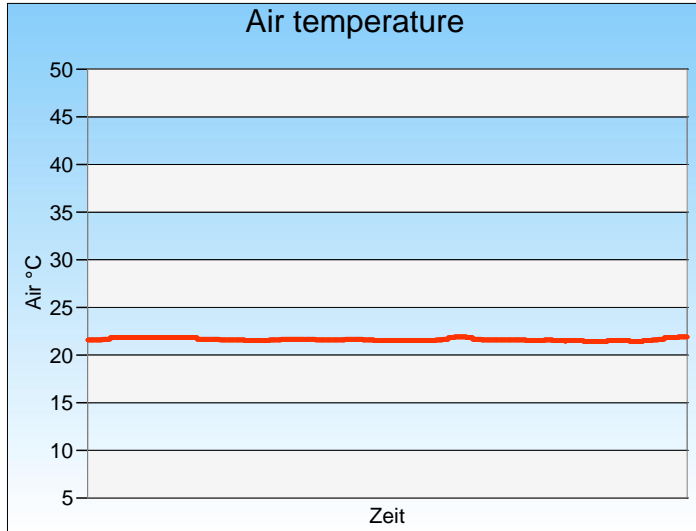
GT&Prototype Challenge



Weather free practice

-Reg.No.: 0301.18.219

13.07.2018, 14:25:00 - 15:15:00



Weather:

sunny

