

# DTM Zandvoort

Circuit Park Zandvoort, length 4307 m

10. - 12.07.2015

Supercar Challenge



-Reg.No.: 0304.15.144

## Lap Analysis race 2, 12.07.2015

101 Roger Grouwels , Dodge Viper GT3-R SuperGT Division / NLD										theoretical besttime: 1:39.540								
Lap	Time	S1	V1	S2	V2	S3	V3	Vmax		Lap	Time	S1	V1	S2	V2	S3	V3	Vmax
1	1:47.880	49.697	198	27.439	220	30.744	252			18	1:42.871	44.876	190	26.995	223	31.000	258	266
2	1:43.746	45.383	197	27.737	210	30.626	255	253		19	1:40.043	43.651	204	26.491	226	29.901	260	266
3	1:43.316	45.054	199	27.529	221	30.733	257	255		20	1:40.725	44.048	204	26.767	224	29.910	259	257
4	1:42.961	45.271	198	27.253	220	30.437	257	249		21	1:40.542	43.725	204	26.589	225	30.228	257	269
5	1:42.785	44.753	199	27.199	223	30.833	255	253		22	1:41.352	44.593	203	26.598	221	30.161	259	264
6	1:44.111	44.797	200	27.444	206	31.870	258	254		23	1:41.836	44.024	183	27.508	219	30.304	259	265
7	1:43.750	45.081	197	27.360	221	31.309	253	255		24	1:39.898	43.656	203	26.586	226	29.656	258	261
8	1:43.705	44.937	197	27.579	221	31.189	258	255		25	<b>1:39.588</b>	<b>43.534</b>	204	26.500	226	<b>29.554</b>	260	270
9	1:58.965	49.759	137	32.589	122	36.617	182	257		26	1:42.793	44.056	200	26.642	224	32.095	244	267
10	2:32.830	1:06.182	96	41.860	109	44.788	104	151		27	1:42.225	44.914	201	26.777	224	30.534	255	250
11	2:36.472	1:10.837	111	42.910	81	42.725	236	121		28	1:42.432	44.540	202	27.400	223	30.492	259	250
12	1:46.406	47.338	192	27.741	219	31.327	253	206		29	1:41.372	44.357	202	26.934	224	30.081	258	254
13	1:45.108	45.456	195	28.462	219	31.190	254	257		30	1:41.069	43.933	203	26.684	220	30.452	258	260
14	1:53.828	46.134	194	28.027	215			249		31	1:42.319	44.038	203	26.921	225	31.360	255	265
15	3:49.860	2:52.932	200	26.741	<b>226</b>	30.187	257			32	1:41.419	44.196	202	26.943	222	30.280	258	254
16	1:40.242	43.811	203	<b>26.452</b>	224	29.979	258	257		33	1:42.409	44.417	199	26.845	218	31.147	249	261
17	1:40.543	43.935	<b>204</b>	26.825	226	29.783	259	<b>270</b>										

102 Henry Zumbrink , Volvo S60 V8 SuperGT Division / NLD										theoretical besttime: 1:40.990								
Lap	Time	S1	V1	S2	V2	S3	V3	Vmax		Lap	Time	S1	V1	S2	V2	S3	V3	Vmax
1	1:50.689	51.738	185	27.912	197	31.039	257			18	1:43.547	45.145	191	27.823	197	30.579	257	250
2	1:45.971	46.670	190	28.243	201	31.058	254	241		19	1:43.163	45.816	191	27.029	214	30.318	257	240
3	1:41.506	44.375	<b>198</b>	26.882	214	30.249	256	237		20	1:42.540	44.728	194	27.283	205	30.529	255	249
4	1:42.100	44.813	195	27.021	209	30.266	251	244		21	1:42.248	44.974	193	26.908	211	30.366	256	239
5	1:41.423	<b>44.260</b>	196	<b>26.707</b>	206	30.456	<b>262</b>	244		22	1:42.288	45.007	193	26.968	216	30.313	255	243
6	1:43.303	44.674	190	27.037	202	31.592	255	243		23	1:42.068	44.678	195	27.041	216	30.349	256	253
7	1:43.717	45.218	190	27.221	199	31.278	255	239		24	1:42.653	44.987	192	27.198	214	30.468	253	252
8	1:44.032	45.060	192	27.489	210	31.483	255	237		25	1:45.356	46.978	189	27.420	218	30.958	254	248
9	1:59.525	50.175	117	32.361	112	36.989	197	249		26	1:44.678	45.173	195	27.772	207	31.733	247	245
10	2:32.417	1:05.966	92	41.911	111	44.540	96	160		27	1:46.065	47.116	188	27.488	206	31.461	255	226
11	2:35.947	1:11.203	108	42.547	75	42.197	237	113		28	1:44.721	45.989	191	27.679	207	31.053	260	232
12	1:43.014	46.050	193	26.941	207	<b>30.023</b>	255	202		29	1:43.470	45.339	194	27.369	211	30.762	250	247
13	1:41.685	44.491	196	26.980	201	30.214	257	244		30	1:44.710	45.545	189	27.958	211	31.207	255	246
14	1:50.618	44.689	191	26.853	214			249		31	1:45.971	46.251	186	27.645	203	32.075	255	227
15	3:06.526	2:09.615	198	26.868	215	30.043	257			32	1:46.146	46.084	184	28.466	200	31.596	255	241
16	<b>1:41.289</b>	44.357	198	26.774	214	30.158	257	250		33	1:48.722	47.445	169	28.570	200	32.707	170	235
17	1:41.519	44.552	198	26.780	<b>220</b>	30.187	256	<b>253</b>										

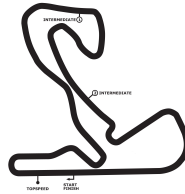
106 Max Koebolt , Volvo S60 V8 SuperGT Division / NLD										theoretical besttime: 1:41.670								
Lap	Time	S1	V1	S2	V2	S3	V3	Vmax		Lap	Time	S1	V1	S2	V2	S3	V3	Vmax
1	1:50.333	51.436	194	27.851	209	31.046	256			17	1:52.068	45.212	199	27.069	220			259
2	1:42.530	45.167	200	26.780	216	30.583	255	253		18	3:16.313	2:11.783	170	30.268	186	34.262	243	
3	1:42.474	45.030	199	26.749	213	30.695	256	254		19	1:53.042	50.456	169	29.208	190	33.378	247	214
4	1:43.102	45.391	199	27.022	212	30.689	257	256		20	1:53.261	50.349	169	29.211	186	33.701	247	230
5	1:42.656	44.888	200	26.926	220	30.842	254	253		21	1:54.157	50.614	168	29.907	183	33.636	248	210
6	1:42.679	44.953	<b>201</b>	26.852	222	30.874	257	<b>259</b>		22	1:53.203	50.092	172	29.927	184	33.184	248	233
7	<b>1:41.732</b>	<b>44.647</b>	200	<b>26.744</b>	218	30.341	255	254		23	1:53.152	50.508	164	29.624	186	33.020	250	219
8	1:42.201	44.660	198	27.262	<b>224</b>	<b>30.279</b>	<b>258</b>	256		24	1:51.390	49.545	169	28.361	205	33.484	250	225
9	2:01.453	52.198	141	32.147	149	37.108	177	247		25	3:22.137	49.234	171	28.849	201	2:04.054	224	219
10	2:33.441	1:06.996	94	41.013	125	45.432	114	172		26	1:55.551	51.721	164	29.556	193	34.274	245	198
11	2:33.894	1:11.079	102	43.034	80	39.781	255	110		27	1:51.567	49.388	170	28.755	199	33.424	246	240
12	1:43.034	45.480	198	27.110	218	30.444	255	259		28	1:51.088	49.556	165	28.768	196	32.764	249	216
13	1:43.270	45.664	194	27.020	219	30.586	255	254		29	1:52.468	49.890	172	28.812	186	33.766	247	213
14	1:42.935	45.471	200	26.989	221	30.475	256	249		30	1:54.586	50.501	160	30.220	189	33.865	247	214
15	1:42.627	45.028	199	26.995	219	30.604	256	256		31	1:50.805	48.939	168	28.786	204	33.080	231	228
16	1:44.628	46.515	194	27.404	218	30.709	256	250										

# DTM Zandvoort

Circuit Park Zandvoort, length 4307 m

10. - 12.07.2015

Supercar Challenge



## Lap Analysis race 2, 12.07.2015

-Reg.No.: 0304.15.144

### 110 Nicolas Vandierendonck , Corvette ZR1 GT1 SuperGT Division / BEL theoretical besttime: 1:39.437

Lap	Time	S1	V1	S2	V2	S3	V3	Vmax	Lap	Time	S1	V1	S2	V2	S3	V3	Vmax
1	1:50.318	51.059	184	27.737	212	31.522	247		17	1:40.141	44.120	200	26.582	220	29.439	254	260
2	1:47.136	46.965	187	28.115	217	32.056	250	244	18	1:39.692	43.659	199	26.604	223	29.429	258	260
3	1:45.912	46.531	189	27.724	218	31.657	244	248	19	1:39.951	43.850	199	26.600	220	29.501	255	261
4	1:46.306	46.435	184	27.945	207	31.926	246	246	20	<b>1:39.559</b>	<b>43.578</b>	201	26.566	223	<b>29.415</b>	259	263
5	1:46.372	46.965	186	27.678	216	31.729	242	237	21	1:41.144	44.329	198	26.698	<b>224</b>	30.117	256	<b>264</b>
6	1:46.654	46.535	189	27.895	213	32.224	249	244	22	1:41.234	44.420	195	26.751	220	30.063	253	256
7	1:46.487	46.528	187	28.048	217	31.911	238	243	23	1:49.791	44.229	194	26.863	214			260
8	5:19.440	46.215	185	3:41.286	157			241	24	1:54.039	55.365	194	27.262	220	31.412	239	
9	2:27.854	1:25.157	177	29.623	199	33.074	241		25	1:44.008	45.648	193	27.048	220	31.312	242	243
10	1:48.985	48.473	184	28.516	204	31.996	248	233	26	1:43.888	45.669	190	27.338	216	30.881	248	252
11	1:47.785	47.728	178	27.989	214	32.068	248	243	27	1:41.766	44.495	196	27.133	221	30.138	254	249
12	1:56.195	47.095	183	28.193	206			245	28	1:42.298	44.814	192	27.319	218	30.165	256	254
13	3:36.793	2:40.478	196	26.725	217	29.590	253		29	1:43.688	45.677	190	27.717	217	30.294	250	254
14	1:40.403	43.893	<b>202</b>	26.710	219	29.800	257	260	30	1:41.729	44.878	195	26.883	222	29.968	253	256
15	1:39.881	43.935	201	<b>26.444</b>	223	29.502	<b>260</b>	261	31	1:40.943	44.147	196	26.878	220	29.918	248	257
16	1:41.177	44.172	192	27.331	218	29.674	258	259	32	1:43.320	45.972	165	27.133	217	30.215	244	253

### 111 Henk Thuis , Radical RXC 2.7 V8 SuperGT Division / NLD theoretical besttime: 1:44.051

Lap	Time	S1	V1	S2	V2	S3	V3	Vmax	Lap	Time	S1	V1	S2	V2	S3	V3	Vmax
1	1:52.760	53.151	174	28.023	177	31.586	239		7	1:46.515	46.483	190	28.494	<b>203</b>	31.538	237	232
2	1:45.252	<b>45.715</b>	180	28.327	191	31.210	<b>241</b>	<b>232</b>	8	2:32.718	46.134	192	1:06.646	184			228
3	1:45.904	46.529	177	28.070	189	31.305	240	217	9	2:56.619	1:53.394	97	31.361	184	31.864	236	
4	1:46.108	46.365	172	28.393	188	31.350	238	230	10	<b>1:44.582</b>	46.246	<b>196</b>	<b>27.466</b>	202	<b>30.870</b>	239	209
5	1:46.228	46.830	172	28.043	201	31.355	241	219	11	1:56.758	47.274	187	27.745	201			211
6	1:46.642	46.547	177	28.127	199	31.968	241	230									

### 121 Nol Kohler , Solution F V8 SuperGT Division / NLD theoretical besttime: 1:43.440

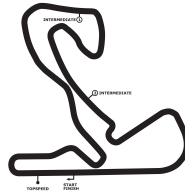
Lap	Time	S1	V1	S2	V2	S3	V3	Vmax	Lap	Time	S1	V1	S2	V2	S3	V3	Vmax
1	1:55.271	54.140	173	28.885	193	32.246	236		18	1:44.820	45.495	190	27.639	204	31.686	241	247
2	1:46.969	46.941	182	28.076	197	31.952	237	230	19	1:44.304	45.568	189	27.499	191	31.237	241	245
3	1:47.292	46.930	181	28.608	198	31.754	237	234	20	1:45.317	46.595	189	<b>27.391</b>	199	31.331	237	245
4	1:47.100	46.746	178	28.220	201	32.134	235	238	21	1:47.560	49.112	184	27.668	204	<b>30.780</b>	243	222
5	1:46.565	46.637	184	28.099	203	31.829	237	235	22	1:44.467	45.541	188	27.859	202	31.067	242	236
6	1:47.218	47.013	178	28.377	202	31.828	234	235	23	1:45.052	45.641	187	28.019	189	31.392	243	238
7	1:46.624	46.743	185	28.090	199	31.791	237	229	24	<b>1:43.924</b>	<b>45.269</b>	189	27.722	206	30.933	239	244
8	1:48.670	47.211	176	28.677	203	32.782	232	233	25	1:44.637	45.632	189	28.114	205	30.891	242	235
9	1:51.252	49.118	163	29.437	196	32.697	234	219	26	1:46.908	45.491	191	27.777	206	33.640	225	<b>249</b>
10	2:10.947	48.454	163	37.987	105	44.506	91	219	27	1:46.559	46.842	188	28.177	202	31.540	240	214
11	2:35.266	1:11.221	95	41.619	82	42.426	232	103	28	1:45.992	46.308	187	28.227	198	31.457	243	233
12	1:49.550	48.846	181	28.669	202	32.035	236	194	29	1:45.916	46.013	189	27.761	207	32.142	237	229
13	1:49.169	47.064	182	29.399	204	32.706	236	234	30	1:46.951	47.511	185	28.169	202	31.271	242	237
14	1:49.264	48.085	178	29.005	192	32.174	234	227	31	1:46.172	46.108	187	28.325	201	31.739	239	238
15	1:57.239	47.757	176	28.467	199			210	32	1:45.225	46.286	185	27.783	207	31.156	242	244
16	3:01.132	2:01.933	185	28.110	201	31.089	241		33	1:46.339	46.389	184	28.229	203	31.721	238	223
17	1:44.068	45.487	<b>192</b>	27.658	<b>207</b>	30.923	<b>243</b>	229									

# DTM Zandvoort

Circuit Park Zandvoort, length 4307 m

10. - 12.07.2015

Supercar Challenge



## Lap Analysis race 2, 12.07.2015

-Reg.No.: 0304.15.144

170 Niels Bouwhuis , Praga R1 SuperGT Division / NLD									theoretical besttime: 1:44.496								
Lap	Time	S1	V1	S2	V2	S3	V3	Vmax	Lap	Time	S1	V1	S2	V2	S3	V3	Vmax
1	2:00.235	58.043	174	29.020	184	33.172	220		18	3:00.572	2:00.740	182	28.203	186	31.629	215	
2	1:52.048	48.300	173	30.615	187	33.133	214	<b>222</b>	19	1:46.424	46.867	184	28.073	185	31.484	216	221
3	1:47.325	46.824	185	28.172	<b>188</b>	32.329	217	221	20	1:46.362	46.502	184	27.620	187	32.240	209	221
4	1:47.860	46.915	180	28.832	186	32.113	215	222	21	1:48.887	48.984	176	28.193	186	31.710	215	218
5	1:48.105	46.830	182	28.543	185	32.732	213	221	22	1:46.478	46.676	184	27.975	178	31.827	216	221
6	1:46.443	46.745	182	27.982	184	31.716	215	219	23	1:45.215	<b>46.007</b>	187	27.680	188	31.528	220	222
7	1:46.331	46.779	185	27.930	184	31.622	215	221	24	1:47.940	47.670	167	28.517	186	31.753	215	222
8	1:50.877	46.496	185	28.299	154	36.082	204	221	25	1:45.932	46.577	184	27.728	186	31.627	215	220
9	1:49.640	48.505	158	28.647	185	32.488	212	206	26	1:46.033	46.514	184	27.772	185	31.747	212	220
10	2:02.187	48.147	171	29.972	129	44.068	70	217	27	1:45.472	46.389	186	27.690	186	31.393	215	219
11	2:34.834	1:11.503	97	41.776	68	41.555	217	102	28	1:45.375	46.216	187	27.858	183	31.301	217	220
12	1:50.364	49.810	173	28.437	187	32.117	215	222	29	<b>1:44.548</b>	46.059	187	<b>27.442</b>	187	<b>31.047</b>	216	221
13	1:46.633	46.845	184	27.935	187	31.853	217	221	30	1:46.188	46.671	180	28.198	186	31.319	215	221
14	1:47.293	47.295	180	28.522	187	31.476	217	222	31	1:45.097	46.241	<b>188</b>	27.676	188	31.180	<b>226</b>	221
15	1:46.356	46.248	184	28.314	187	31.794	214	222	32	1:45.918	46.715	187	27.832	186	31.371	215	212
16	1:45.549	46.502	187	27.750	185	31.297	215	219	33	1:45.823	46.500	185	27.893	185	31.430	216	221
17	1:53.083	46.582	185	27.730	186			221									

174 Javier Morcillo , Mosler MT900R GT3 SuperGT Division / ESP									theoretical besttime: 1:41.561								
Lap	Time	S1	V1	S2	V2	S3	V3	Vmax	Lap	Time	S1	V1	S2	V2	S3	V3	Vmax
1	1:51.254	52.681	187	27.794	200	30.779	<b>254</b>		17	1:42.296	44.944	191	27.073	212	30.279	252	237
2	1:46.287	46.572	176	28.063	198	31.652	247	232	18	1:51.808	45.175	190	27.108	213			233
3	1:45.914	46.714	172	27.627	206	31.573	251	211	19	3:07.732	2:05.061	154	29.132	194	33.539	237	
4	1:46.268	46.535	168	28.008	183	31.725	246	234	20	1:49.943	48.535	172	28.225	191	33.183	242	232
5	1:42.983	45.261	187	27.100	210	30.622	248	230	21	1:52.205	49.510	169	28.739	173	33.956	240	221
6	1:42.200	44.943	191	<b>26.743</b>	211	30.514	250	229	22	1:53.413	50.054	169	28.798	175	34.561	237	207
7	<b>1:41.782</b>	44.779	183	26.829	214	30.174	250	231	23	1:53.670	49.635	170	29.483	185	34.552	240	224
8	1:41.914	45.077	<b>194</b>	26.784	214	<b>30.053</b>	251	237	24	1:51.195	48.548	172	28.987	178	33.660	237	239
9	2:01.861	53.562	142	33.860	159	34.439	217	228	25	1:50.377	48.419	175	28.398	196	33.560	240	221
10	2:26.269	59.563	89	42.016	103	44.690	97	190	26	1:54.155	49.555	165	29.038	188	35.562	229	226
11	2:35.875	1:11.394	92	41.382	84	43.099	228	107	27	1:54.837	50.337	160	29.843	185	34.657	238	227
12	1:44.667	46.010	188	27.124	208	31.533	248	223	28	1:51.440	48.853	174	28.892	184	33.695	239	223
13	1:43.076	45.465	188	27.338	<b>215</b>	30.273	251	229	29	1:51.172	48.788	164	28.801	195	33.583	240	226
14	1:42.180	44.876	191	27.034	211	30.270	250	<b>239</b>	30	1:51.596	49.103	173	29.174	199	33.319	244	231
15	1:42.097	<b>44.765</b>	190	26.965	210	30.367	251	236	31	1:50.488	48.819	179	28.528	195	33.141	241	223
16	1:42.236	44.805	187	27.060	214	30.371	254	238	32	1:52.091	49.043	168	30.183	183	32.865	220	219

302 Marcel van Berlo , Porsche 997 GT3 Cup GTB Division / NLD									theoretical besttime: 1:47.173								
Lap	Time	S1	V1	S2	V2	S3	V3	Vmax	Lap	Time	S1	V1	S2	V2	S3	V3	Vmax
1	1:59.214	58.330	183	28.660	193	32.224	<b>243</b>		17	1:48.944	47.793	184	28.666	203	32.485	240	223
2	1:51.768	49.115	173	30.043	195	32.610	241	223	18	1:49.495	47.160	182	28.909	196	33.426	240	234
3	1:47.978	47.258	<b>187</b>	28.409	191	32.311	242	231	19	1:48.366	47.440	182	28.803	203	32.123	242	236
4	1:47.920	47.221	185	28.525	199	32.174	239	236	20	1:47.894	47.206	185	28.638	<b>207</b>	32.050	241	237
5	1:49.058	47.132	185	28.832	201	33.094	239	238	21	1:49.039	48.078	180	28.740	205	32.221	242	231
6	1:48.504	47.271	184	28.574	200	32.659	236	240	22	1:48.896	<b>47.010</b>	180	29.223	207	32.663	238	243
7	1:47.944	47.373	185	28.370	203	32.201	240	230	23	1:49.144	47.565	181	28.999	207	32.580	241	233
8	1:48.973	47.035	185	28.910	197	33.028	240	236	24	1:48.878	47.688	180	28.639	206	32.551	240	235
9	1:50.088	48.674	178	28.952	197	32.462	240	217	25	1:52.174	47.479	182	28.922	203	35.773	222	234
10	2:00.284	47.857	180	29.040	160	43.387	71	228	26	1:50.943	48.306	184	29.143	201	33.494	231	224
11	2:34.667	1:11.254	100	42.152	64	41.261	238	119	27	1:50.916	48.814	174	29.152	202	32.950	237	233
12	1:51.028	50.068	170	28.652	196	32.308	239	219	28	1:48.951	47.693	184	28.776	205	32.482	241	232
13	1:47.740	47.577	182	<b>28.315</b>	203	<b>31.848</b>	242	233	29	1:49.933	48.049	180	29.041	203	32.843	239	234
14	<b>1:47.719</b>	47.086	184	28.498	197	32.135	242	<b>249</b>	30	1:50.230	48.616	183	28.883	203	32.731	237	223
15	1:57.340	47.720	182	28.489	203			229	31	1:49.872	48.066	183	29.007	199	32.799	242	229
16	3:11.776	2:10.977	169	28.585	203	32.214	239		32	1:50.280	48.312	177	28.769	202	33.199	237	226

# DTM Zandvoort

Circuit Park Zandvoort, length 4307 m

10. - 12.07.2015

Supercar Challenge



-Reg.No.: 0304.15.144

## Lap Analysis race 2, 12.07.2015

305 Milan Dontje , Corvette GT4 GTB Division / NLD									theoretical besttime: 1:45.136								
Lap	Time	S1	V1	S2	V2	S3	V3	Vmax	Lap	Time	S1	V1	S2	V2	S3	V3	Vmax
1	1:54.644	53.832	180	28.593	192	32.219	235		18	3:16.406	2:16.807	185	27.980	201	31.619	236	
2	1:46.116	46.561	185	28.006	202	31.549	236	231	19	1:46.508	46.992	183	27.804	201	31.712	236	243
3	1:45.897	46.309	187	27.998	202	31.590	236	235	20	1:48.088	47.694	183	28.342	202	32.052	235	229
4	1:45.675	46.137	187	27.893	203	31.645	234	244	21	1:46.482	46.914	183	27.969	199	31.599	237	242
5	1:45.896	46.276	187	27.863	203	31.757	234	242	22	1:46.654	46.461	181	28.642	202	31.551	235	241
6	1:45.597	46.032	188	27.915	202	31.650	235	244	23	1:45.909	46.499	183	27.924	202	31.486	237	243
7	1:46.516	46.475	185	28.208	202	31.833	233	243	24	1:46.242	46.646	185	27.902	201	31.694	236	244
8	1:46.346	46.291	185	28.533	203	31.522	232	239	25	1:46.168	46.485	185	28.107	200	31.576	237	241
9	1:47.955	46.998	184	28.223	195	32.734	230	209	26	1:48.083	47.239	184	27.898	202	32.946	226	236
10	2:22.667	56.396	89	41.736	109	44.535	91	239	27	1:46.436	46.575	185	27.977	202	31.884	233	234
11	2:35.529	1:11.298	89	41.619	80	42.612	227	108	28	1:47.032	46.953	181	28.209	200	31.870	235	241
12	1:47.570	48.030	187	28.012	201	31.528	235	219	29	1:46.254	46.696	185	27.936	202	31.622	236	241
13	1:46.053	46.334	183	28.194	204	31.525	236	245	30	1:46.161	46.391	185	28.097	203	31.673	236	238
14	1:45.273	46.069	187	27.816	202	31.388	235	247	31	1:46.620	46.781	185	27.932	201	31.907	237	235
15	1:45.154	45.973	188	27.775	204	31.406	237	245	32	1:46.847	47.006	182	28.032	203	31.809	235	221
16	1:45.622	46.078	187	27.904	204	31.640	235	246	33	1:47.918	46.912	182	28.271	192	32.735	225	242
17	1:56.061	46.562	187	28.007	203			241									

309 Dirk Schulz , Porsche 997 GT3 Cup GTB Division / NLD									theoretical besttime: 1:54.080								
Lap	Time	S1	V1	S2	V2	S3	V3	Vmax	Lap	Time	S1	V1	S2	V2	S3	V3	Vmax
1	2:07.894	1:01.459	168	30.991	187	35.444	228		16	3:43.195	2:35.384	166	32.437	171	35.374	226	
2	1:55.862	50.896	174	30.570	188	34.396	228	212	17	1:56.888	51.593	172	30.319	186	34.976	229	198
3	1:55.951	51.176	173	30.222	193	34.553	228	195	18	1:55.203	50.614	173	30.220	191	34.369	221	208
4	1:57.221	51.437	174	29.760	187	36.024	222	208	19	1:57.197	53.322	171	29.871	184	34.004	228	193
5	1:58.518	51.993	168	30.854	177	35.671	222	200	20	1:54.882	50.554	170	30.098	187	34.230	230	209
6	1:55.741	51.177	169	29.883	193	34.681	223	192	21	1:55.863	50.623	167	30.318	184	34.922	224	218
7	1:55.437	50.807	173	30.009	189	34.621	227	199	22	1:55.743	51.836	165	29.829	184	34.078	226	200
8	2:03.424	54.294	158	32.302	140	36.828	184	208	23	1:56.632	50.968	175	29.591	185	36.073	220	210
9	2:33.278	1:06.626	94	41.372	118	45.280	109	163	24	1:55.507	51.085	173	30.191	188	34.231	222	210
10	2:37.067	1:11.087	109	42.801	82	43.179	219	109	25	1:55.936	50.759	170	30.458	178	34.719	228	206
11	2:23.717	1:15.048	143	31.649	179	37.020	211	179	26	1:55.370	50.485	171	29.901	184	34.984	225	217
12	1:58.133	53.549	164	30.121	179	34.463	228	183	27	1:55.710	50.687	172	30.563	186	34.460	227	217
13	1:55.541	51.706	168	29.766	189	34.069	228	206	28	1:54.790	50.704	171	29.988	189	34.098	225	214
14	1:55.007	50.953	176	29.776	189	34.278	228	213	29	1:57.454	50.935	169	31.147	185	35.372	221	193
15	2:04.953	50.859	172	30.677	182			211	30	2:00.528	52.995	164	30.381	189	37.152	186	201

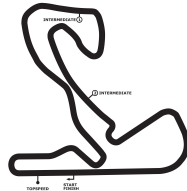
312 Hans Verhelst , Porsche 991 GTB Division / BEL									theoretical besttime: 1:49.542								
Lap	Time	S1	V1	S2	V2	S3	V3	Vmax	Lap	Time	S1	V1	S2	V2	S3	V3	Vmax
1	2:08.127	1:01.215	159	31.405	167	35.507	232		16	1:51.884	48.916	164	29.981	191	32.987	233	214
2	1:57.147	52.226	162	30.128	170	34.793	231	202	17	1:50.703	48.579	169	29.121	198	33.003	233	216
3	1:56.850	51.734	164	30.128	178	34.988	230	200	18	1:50.446	48.675	169	28.857	190	32.914	232	202
4	1:58.157	52.076	160	30.655	183	35.426	227	201	19	1:50.604	48.814	174	28.813	193	32.977	234	201
5	1:59.223	52.901	162	30.955	190	35.367	226	196	20	1:50.172	48.606	172	28.442	186	33.124	232	212
6	1:57.641	51.989	161	30.432	185	35.220	229	202	21	1:53.849	49.667	162	30.639	181	33.543	233	217
7	1:58.205	51.818	160	31.170	189	35.217	232	198	22	1:50.955	49.303	171	28.884	181	32.768	232	208
8	2:04.798	56.032	145	32.537	175	36.229	228	198	23	1:50.529	48.645	163	28.842	188	33.042	234	205
9	2:25.573	58.989	87	42.152	106	44.432	100	196	24	1:55.128	49.478	161	29.386	186	36.264	218	218
10	2:36.885	1:11.617	98	41.703	77	43.565	216	108	25	1:54.061	49.572	163	30.110	185	34.379	229	223
11	2:05.948	58.553	150	31.416	187	35.979	225	172	26	1:51.210	48.626	165	29.234	180	33.350	235	207
12	1:59.602	53.472	148	30.751	189	35.379	225	201	27	1:52.136	48.775	154	30.205	186	33.156	230	210
13	2:12.497	54.424	154	31.195	188			188	28	1:52.887	50.528	169	28.751	195	33.608	236	214
14	3:26.375	2:21.540	158	30.553	178	34.282	231		29	1:52.225	48.555	160	30.580	185	33.090	232	223
15	1:53.689	50.542	161	29.832	181	33.315	233	195	30	1:50.631	48.728	160	29.358	197	32.545	224	202

# DTM Zandvoort

Circuit Park Zandvoort, length 4307 m

10. - 12.07.2015

Supercar Challenge



-Reg.No.: 0304.15.144

## Lap Analysis race 2, 12.07.2015

### 328 Pierre-Etienne Bordet , Porsche 997 GT3 Cup GTB Division / FRA theoretical besttime: 1:48.138

Lap	Time	S1	V1	S2	V2	S3	V3	Vmax	Lap	Time	S1	V1	S2	V2	S3	V3	Vmax
1	2:00.895	58.845	172	28.894	193	33.156	239		17	1:58.192	48.841	183	28.913	208		210	
2	1:51.513	48.320	174	30.044	175	33.149	229	225	18	3:07.505	2:06.049	173	28.928	200	32.528	240	
3	1:52.138	49.836	172	29.101	180	33.201	234	215	19	1:49.149	47.920	186	28.786	207	32.443	238	223
4	1:50.584	49.026	165	28.975	203	32.583	239	222	20	1:49.358	48.132	183	28.644	206	32.582	241	225
5	1:49.149	47.962	186	28.599	199	32.588	236	215	21	1:48.874	47.892	186	28.795	205	<b>32.187</b>	<b>243</b>	226
6	1:48.932	47.764	185	<b>28.363</b>	203	32.805	236	220	22	1:48.608	47.705	178	28.612	202	32.291	242	232
7	<b>1:48.327</b>	<b>47.588</b>	<b>187</b>	28.379	204	32.360	238	225	23	1:58.784	48.842	178	28.885	204			226
8	1:49.889	47.640	180	29.217	198	33.032	233	224	24	2:00.725	59.235	182	28.978	206	32.512	239	
9	1:51.278	49.214	169	29.423	204	32.641	236	208	25	1:50.805	48.343	183	28.793	204	33.669	233	233
10	1:51.273	48.758	181	29.260	198	33.255	143	217	26	1:50.865	48.567	175	29.588	208	32.710	237	220
11	2:32.700	1:09.804	105	41.855	68	41.041	237	125	27	1:50.512	48.564	183	28.836	203	33.112	241	213
12	1:51.856	50.641	178	28.577	199	32.638	237	197	28	1:50.886	49.026	184	28.996	204	32.864	236	213
13	1:48.969	47.867	186	28.447	206	32.655	239	<b>234</b>	29	1:49.787	48.668	185	28.618	206	32.501	237	221
14	1:50.100	48.195	178	29.177	204	32.728	237	220	30	1:50.711	48.986	183	29.039	206	32.686	240	223
15	1:49.818	48.486	177	28.807	204	32.525	239	221	31	1:50.994	48.104	185	28.787	<b>209</b>	34.103	238	230
16	1:49.670	48.375	185	28.662	206	32.633	239	226	32	1:50.669	48.791	185	29.119	206	32.759	240	203

### 334 Simon Atkinson , Lamborghini Gallardo GTB Division / GBR theoretical besttime: 1:45.675

Lap	Time	S1	V1	S2	V2	S3	V3	Vmax	Lap	Time	S1	V1	S2	V2	S3	V3	Vmax
1	1:59.025	57.262	164	28.726	188	33.037	236		17	<b>1:46.345</b>	46.640	180	27.972	207	31.733	238	244
2	1:50.564	49.099	167	29.502	186	31.963	234	226	18	1:46.740	<b>46.536</b>	181	28.322	204	31.882	239	243
3	1:46.795	47.180	172	27.995	202	31.620	239	239	19	1:46.884	46.886	174	28.506	206	31.492	237	232
4	1:47.428	47.401	170	28.651	207	31.376	238	250	20	1:48.448	47.986	<b>182</b>	28.934	209	31.528	240	243
5	1:47.335	47.652	172	28.255	207	31.428	239	235	21	1:47.361	47.308	178	28.140	204	31.913	222	234
6	1:46.777	46.838	172	28.098	204	31.841	237	234	22	1:46.940	46.803	174	28.370	206	31.767	238	234
7	1:47.132	47.636	175	28.050	204	31.446	<b>241</b>	225	23	1:47.828	47.818	177	28.208	205	31.802	239	239
8	1:49.716	47.821	172	28.768	178	33.127	222	226	24	1:47.019	47.349	179	28.071	206	31.599	238	236
9	1:52.820	50.590	157	29.096	195	33.134	221	197	25	1:47.503	46.806	177	28.123	205	32.574	232	236
10	2:03.011	48.903	158	29.927	119	44.181	73	209	26	1:48.435	47.909	180	28.153	<b>210</b>	32.373	237	230
11	2:34.614	1:11.348	99	41.786	66	41.480	234	105	27	1:47.333	47.017	179	28.490	203	31.826	239	237
12	1:51.342	50.129	172	28.860	200	32.353	238	228	28	1:47.363	47.141	182	28.350	208	31.872	237	<b>253</b>
13	1:46.943	47.804	181	<b>27.891</b>	207	<b>31.248</b>	238	237	29	1:47.861	47.503	176	28.316	204	32.042	239	223
14	1:48.157	47.642	181	28.218	202	32.297	239	243	30	1:51.138	49.934	176	28.471	207	32.733	232	237
15	1:56.152	47.648	171	28.285	202			230	31	1:59.680	49.750	172	28.602	201			212
16	3:18.078	2:18.370	181	28.069	207	31.639	238		32	2:00.431	59.486	177	28.658	203	32.287	201	

### 343 Daan Meijer , Porsche 997 GT3 Cup GTB Division / NLD theoretical besttime: 1:46.793

Lap	Time	S1	V1	S2	V2	S3	V3	Vmax	Lap	Time	S1	V1	S2	V2	S3	V3	Vmax
1	1:58.278	56.142	179	29.265	190	32.871	235		17	1:48.571	47.639	181	28.774	193	32.158	236	221
2	1:47.354	47.113	184	28.309	191	31.932	<b>239</b>	228	18	1:48.859	47.596	180	28.976	195	32.287	235	221
3	<b>1:47.102</b>	47.091	184	<b>28.097</b>	198	31.914	234	223	19	1:48.942	48.198	181	28.709	197	32.035	237	210
4	1:47.984	47.137	185	28.522	197	32.325	234	222	20	1:48.858	47.696	184	28.557	195	32.605	238	220
5	1:48.309	47.191	186	28.843	194	32.275	237	220	21	1:47.791	47.373	183	28.379	202	32.039	236	221
6	1:48.111	47.135	184	28.719	201	32.257	233	<b>234</b>	22	1:49.110	47.938	183	28.573	195	32.599	238	228
7	1:47.311	47.019	182	28.260	196	32.032	238	221	23	1:49.856	48.729	170	28.908	201	32.219	236	222
8	1:49.384	47.296	183	29.066	178	33.022	233	221	24	1:49.638	48.199	182	29.131	188	32.308	235	214
9	1:50.035	49.235	179	28.619	193	32.181	235	204	25	1:49.737	47.876	180	28.925	193	32.936	235	229
10	2:05.064	47.389	182	33.572	111	44.103	74	221	26	1:50.315	48.116	174	29.332	193	32.867	235	216
11	2:34.697	1:11.602	84	41.527	75	41.568	234	102	27	1:49.959	48.384	177	29.125	198	32.450	236	223
12	1:49.614	49.139	178	28.615	186	<b>31.860</b>	232	209	28	1:50.941	48.387	177	29.233	193	33.321	222	222
13	1:47.454	<b>46.836</b>	<b>188</b>	28.481	<b>203</b>	32.137	235	225	29	1:51.050	48.984	173	29.108	190	32.958	233	206
14	1:55.469	47.558	187	28.293	195			222	30	1:51.124	48.490	181	29.141	200	33.493	235	219
15	3:00.479	1:59.880	185	28.467	199	32.132	237		31	1:50.349	48.182	178	29.239	192	32.928	231	221
16	1:48.232	47.458	182	28.593	197	32.181	236	233	32	1:50.658	48.622	182	29.267	191	32.769	237	205

### 344 Ronald van Loon , BMW E46 M3 GTB Division / NLD theoretical besttime: 1:53.008

Lap	Time	S1	V1	S2	V2	S3	V3	Vmax	Lap	Time	S1	V1	S2	V2	S3	V3	Vmax
1	2:03.736	59.384	166	30.219	167	34.133	<b>217</b>		3	1:53.169	50.040	170	<b>29.409</b>	<b>185</b>	33.720	214	223
2	<b>1:53.064</b>	<b>50.039</b>	<b>170</b>	29.465	182	<b>33.560</b>	215	<b>223</b>									

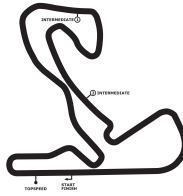


# DTM Zandvoort

Circuit Park Zandvoort, length 4307 m

10. - 12.07.2015

Supercar Challenge



## Lap Analysis race 2, 12.07.2015

-Reg.No.: 0304.15.144

### 375 Ward Sluys , BMW M4 Silhouette GTB Division / BEL

theoretical besttime: 1:46.047

Lap	Time	S1	V1	S2	V2	S3	V3	Vmax	Lap	Time	S1	V1	S2	V2	S3	V3	Vmax
1	1:58.484	56.503	171	29.170	186	32.811	228		17	3:32.299	2:30.807	172	28.934	200	32.558	228	
2	1:50.525	49.361	173	29.337	199	31.827	232	214	18	1:50.483	49.123	178	28.703	201	32.657	228	227
3	1:47.093	46.867	183	28.389	201	31.837	231	231	19	1:48.768	48.175	180	28.360	201	32.233	230	235
4	<b>1:46.872</b>	46.672	181	28.216	199	31.984	233	240	20	1:48.676	47.990	179	28.441	201	32.245	230	227
5	1:46.934	46.821	179	28.094	201	32.019	232	232	21	1:48.537	48.011	178	28.483	199	32.043	232	235
6	1:47.821	46.643	184	28.585	198	32.593	230	241	22	1:48.208	47.989	177	28.211	201	32.008	231	237
7	1:47.021	46.941	183	28.270	200	31.810	234	238	23	1:48.398	47.222	182	28.699	197	32.477	228	238
8	1:49.635	47.254	173	29.009	174	33.372	223	241	24	1:48.304	47.749	178	28.368	200	32.187	228	234
9	1:50.992	49.503	173	28.815	193	32.674	232	201	25	1:49.861	48.145	179	28.429	202	33.287	221	236
10	2:04.221	49.013	161	31.096	112	44.112	77	231	26	1:49.300	47.976	179	28.434	200	32.890	225	231
11	2:34.754	1:11.543	92	41.530	72	41.681	230	111	27	1:48.878	47.921	180	28.594	199	32.363	229	235
12	1:50.028	50.269	180	<b>28.045</b>	<b>202</b>	<b>31.714</b>	<b>235</b>	205	28	1:48.492	47.687	181	28.549	200	32.256	228	238
13	1:47.794	46.797	183	28.540	201	32.457	234	<b>244</b>	29	1:49.629	47.713	180	28.983	198	32.933	229	237
14	1:47.454	46.936	173	28.555	201	31.963	232	243	30	1:48.859	47.875	176	28.644	201	32.340	229	233
15	1:47.033	<b>46.288</b>	<b>185</b>	28.180	202	32.565	232	243	31	1:48.897	47.756	179	28.585	201	32.556	228	238
16	1:59.081	47.563	185	28.238	202			239	32	1:48.818	47.650	178	28.355	201	32.813	196	239

### 376 Bob Herber , BMW M4 Silhouette GTB Division / NLD

theoretical besttime: 1:45.995

Lap	Time	S1	V1	S2	V2	S3	V3	Vmax	Lap	Time	S1	V1	S2	V2	S3	V3	Vmax
1	1:56.145	54.869	176	29.087	197	32.189	<b>234</b>		17	<b>1:46.343</b>	46.610	184	28.179	201	31.554	231	241
2	1:47.522	47.290	184	28.284	199	31.948	230	241	18	1:47.506	46.704	<b>187</b>	28.816	200	31.986	227	240
3	1:47.456	47.011	184	28.461	201	31.984	231	239	19	1:47.968	47.283	184	28.930	197	31.755	233	237
4	1:47.498	47.119	182	28.516	200	31.863	229	241	20	1:47.077	47.190	183	<b>28.041</b>	202	31.846	231	233
5	1:47.120	46.729	184	28.243	198	32.148	228	239	21	1:49.188	48.643	170	29.031	200	<b>31.514</b>	232	241
6	1:46.644	46.833	185	28.231	200	31.580	230	239	22	1:46.952	47.278	185	28.153	201	31.521	233	<b>242</b>
7	1:46.672	46.659	185	28.215	199	31.798	229	240	23	1:55.211	46.722	186	28.259	200			241
8	1:48.359	46.821	185	28.551	200	32.987	222	240	24	1:57.621	57.629	186	28.246	202	31.746	231	
9	1:50.348	48.271	175	29.285	195	32.792	230	232	25	1:47.767	46.446	186	28.220	202	33.101	228	241
10	2:11.029	48.656	175	37.834	103	44.539	83	231	26	1:50.132	47.890	174	29.439	201	32.803	228	237
11	2:34.829	1:11.313	97	41.341	79	42.175	225	98	27	1:48.239	<b>46.440</b>	185	29.836	198	31.963	229	241
12	1:49.909	49.677	178	28.403	198	31.829	232	202	28	1:46.756	46.661	185	28.238	201	31.857	230	240
13	1:47.701	47.140	185	28.189	201	32.372	230	241	29	1:49.683	47.373	172	29.277	200	33.033	225	241
14	1:57.257	47.622	179	28.291	199			241	30	1:52.668	52.245	185	28.359	<b>205</b>	32.064	231	234
15	2:56.092	1:56.009	184	28.119	199	31.964	232		31	1:50.673	49.062	166	28.828	201	32.783	225	239
16	1:46.371	46.467	185	28.115	198	31.789	232	241	32	1:49.817	47.939	178	29.203	199	32.675	180	235

### 377 Ruud Olij , BMW M3 V8 GTB Division / NLD

theoretical besttime: 1:49.045

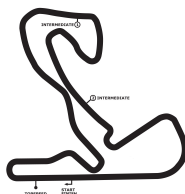
Lap	Time	S1	V1	S2	V2	S3	V3	Vmax	Lap	Time	S1	V1	S2	V2	S3	V3	Vmax
1	2:02.204	59.891	176	29.457	197	32.856	232		17	2:00.648	48.324	181	29.654	197			223
2	1:50.903	48.418	180	29.349	181	33.136	<b>233</b>	232	18	3:01.412	1:58.735	179	29.446	196	33.231	232	
3	1:52.316	49.323	168	29.563	196	33.430	229	225	19	1:50.424	48.118	182	29.274	200	33.032	232	233
4	1:51.354	48.742	160	29.445	198	33.167	229	222	20	1:51.072	48.689	181	29.396	201	32.987	231	233
5	1:49.678	47.862	182	29.057	198	32.759	233	232	21	1:51.215	48.667	180	29.398	200	33.150	232	227
6	1:50.094	48.228	174	29.346	198	<b>32.520</b>	232	226	22	1:51.144	48.211	180	29.431	201	33.502	232	233
7	<b>1:49.112</b>	<b>47.573</b>	<b>185</b>	<b>28.952</b>	<b>201</b>	32.587	232	237	23	1:52.367	48.841	176	30.164	182	33.362	232	231
8	1:52.283	47.839	180	30.494	188	33.950	228	<b>240</b>	24	1:52.428	49.295	180	29.607	198	33.526	231	220
9	1:51.485	49.020	177	29.504	196	32.961	232	206	25	1:53.153	48.952	178	29.446	198	34.755	223	232
10	1:51.120	48.639	179	29.662	198	32.819	232	212	26	1:53.603	49.717	177	29.972	192	33.914	227	218
11	2:27.344	1:04.501	94	42.121	64	40.722	233	194	27	1:53.794	49.660	178	30.296	196	33.838	230	221
12	1:52.935	50.689	174	29.334	196	32.912	233	206	28	1:53.466	49.376	178	30.334	195	33.756	229	231
13	1:51.856	49.132	175	29.628	198	33.096	232	227	29	1:53.377	49.053	176	30.322	197	34.002	230	227
14	1:51.092	48.911	181	29.359	200	32.822	230	233	30	1:53.550	48.962	179	30.065	190	34.523	228	233
15	1:50.027	48.049	183	29.190	199	32.788	232	230	31	1:55.543	50.565	175	30.632	196	34.346	230	222
16	1:50.052	47.965	184	29.218	198	32.869	231	239	32	1:54.498	50.086	174	30.302	188	34.110	229	214

# DTM Zandvoort

Circuit Park Zandvoort, length 4307 m

10. - 12.07.2015

Supercar Challenge



## Lap Analysis race 2, 12.07.2015

-Reg.No.: 0304.15.144

**399 Patrick Lamster , Porsche 997 CUP GTB Division / BEL**

**theoretical besttime: 1:45.125**

Lap	Time	S1	V1	S2	V2	S3	V3	Vmax	Lap	Time	S1	V1	S2	V2	S3	V3	Vmax
1	1:58.237	56.002	176	28.880	188	33.355	229		18	1:45.653	46.199	184	28.019	203	31.435	239	227
2	1:54.061	49.512	169	30.580	176	33.969	235	218	19	1:45.509	46.248	187	27.797	206	31.464	239	223
3	1:53.006	49.802	175	29.102	195	34.102	232	225	20	1:45.677	<b>46.137</b>	185	28.079	203	31.461	237	<b>241</b>
4	1:50.917	48.661	169	29.390	197	32.866	232	223	21	1:45.660	46.452	188	27.739	202	31.469	<b>242</b>	226
5	1:49.993	48.016	178	28.746	199	33.231	233	225	22	1:48.821	48.273	166	28.475	196	32.073	237	226
6	1:49.700	48.300	178	28.619	205	32.781	233	220	23	1:47.160	47.608	185	28.292	202	<b>31.260</b>	238	226
7	1:49.350	47.788	178	28.914	<b>206</b>	32.648	236	232	24	1:45.703	46.343	186	28.070	204	31.290	241	229
8	1:51.874	47.775	174	30.415	186	33.684	233	235	25	1:46.902	46.783	182	28.367	199	31.752	240	231
9	1:50.618	48.837	169	29.082	204	32.699	233	219	26	1:48.671	46.658	180	28.252	200	33.761	220	233
10	1:50.886	48.506	173	29.568	202	32.812	231	223	27	1:50.903	48.738	169	29.393	195	32.772	235	216
11	2:29.000	1:05.802	97	42.089	67	41.109	237	172	28	1:46.734	46.992	184	28.210	204	31.532	238	225
12	1:52.859	50.776	173	29.289	196	32.794	233	210	29	1:46.490	46.692	184	28.129	204	31.669	241	233
13	1:51.489	49.316	173	29.614	202	32.559	235	221	30	1:46.136	46.401	187	28.136	204	31.599	240	229
14	2:00.674	49.286	173	29.269	205			231	31	1:47.003	46.867	183	28.390	200	31.746	239	229
15	3:01.293	2:01.959	<b>188</b>	27.834	204	31.500	238		32	1:47.150	46.405	185	28.860	204	31.885	237	229
16	1:46.078	46.987	180	27.792	206	31.299	239	231	33	1:47.629	47.592	182	28.518	202	31.519	239	234
17	<b>1:45.445</b>	46.411	186	<b>27.728</b>	205	31.306	240	217									