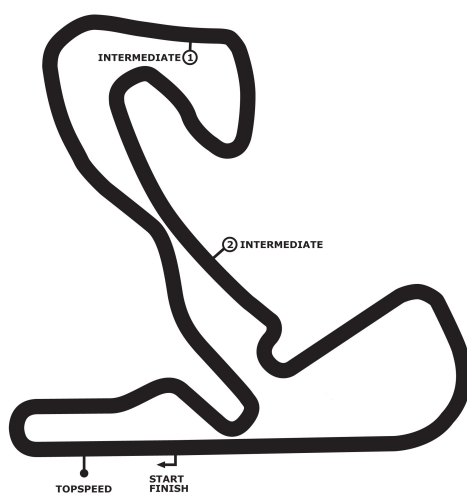




## DTM Zandvoort

race 2



**Circuit Park Zandvoort 4307 m**

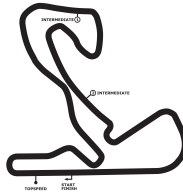
**10. - 12.07.2015**

# DTM Zandvoort

Circuit Park Zandvoort, length 4307 m

10. - 12.07.2015

Supercar Challenge



## Result race 2, 12.07.2015

-Reg.No.: 0304.15.144

started : 20

qualified : 18

not qualified : 2

Rk.	No.	Cl	Driver / Nat	Team	Car	laps	Time	GAP	fast lap
1	102	S	Henry Zumbrink / NLD	Volvo Reede Racing by DayVTec	Volvo S60 V8	33	1:00:33.627		1:41.289
2	101	S	Roger Grouwels / NLD Kelvin Snoeks / NLD	Team RaceArt	Dodge Viper GT3-R	33	1:00:39.401	05.774	1:39.588
3	121	S	Nol Kohler / NLD Carlo Kuijjer / NLD	BlueBerry Racing	Solution F V8	33	1:01:23.739	50.112	1:43.924
4	170	S	Niels Bouwhuis / NLD	Divitec Racing	Praga R1	33	1:01:27.427	53.800	1:44.548
5	305	G	Milan Dontje / NLD Ferdinand Kool / NLD	Day-V-Tec	Corvette GT4	33	1:01:46.379	1:12.752	1:45.154
6	399	G	Patrick Lamster / BEL Donald Molenaar / NLD	Euroseal/EMG Motorsport	Porsche 997 CUP	33	1:01:57.281	1:23.654	1:45.445
7	376	G	Bob Herber / NLD	Rapide Racing	BMW M4 Silhouette	32	1:00:34.553	1 Runde	1:46.343
8	174	S	Javier Morcillo / ESP Manuel Cintrano / ESP	Neil Garner Motorsport	Mosler MT900R GT3	32	1:00:35.281	1 Runde	1:41.782
9	343	G	Daan Meijer / NLD	Lammertink Racing	Porsche 997 GT3 Cup	32	1:00:40.635	1 Runde	1:47.102
10	334	G	Simon Atkinson / GBR	Backdraft Motorsport	Lamborghini Gallardo	32	1:00:53.198	1 Runde	1:46.345
11	302	G	Marcel van Berlo / NLD	Van Berlo Racing	Porsche 997 GT3 Cup	32	1:00:55.956	1 Runde	1:47.719
12	375	G	Ward Sluys / BEL Frédérique Jonckheere / BEL	JR Motorsport	BMW M4 Silhouette	32	1:01:12.149	1 Runde	1:46.872
13	328	G	Pierre-Etienne Bordet / FR	First Motorsport	Porsche 997 GT3 Cup	32	1:01:23.515	1 Runde	1:48.327
14	377	G	Ruud Olij / NLD	Olij Racing	BMW M3 V8	32	1:01:45.549	1 Runde	1:49.112
15	110	S	Nicolas Vandierendonck / BEL Jeffrey van Hooydonk / BE	Shipex Srt Racing	Corvette ZR1 GT1	32	1:02:04.889	1 Runde	1:39.559
16	106	S	Max Koebolt / NLD Pol Stoffel / LUX	Day-V-Tec	Volvo S60 V8	31	1:00:37.777	2 Runden	1:41.732
17	312	G	Hans Verhelst / BEL Guy Verheyen / BEL	GHK Racing (Speedlover)	Porsche 991	30	1:00:38.137	3 Runden	1:50.172
18	309	G	Dirk Schulz / NLD	Topper Team	Porsche 997 GT3 Cup	30	1:02:08.642	3 Runden	1:54.790
<b>NOT CLASSIFIED</b>									
	111	S	Henk Thuis / NLD	Radical Benelux	Radical RXC 2.7 V8	11	21:40.086	22 Runder	1:44.582
	344	G	Ronald van Loon / NLD	BlueBerry Racing	BMW E46 M3	3	5:49.969	30 Runder	1:53.064

fastest lap: #110 Vandierendonck/van Hooydonk 1:39.559 = 155.739 km/h in lap 20 average: = 140.816 km/h

**CARS # 110 & 375 - 10 SEC. TIME PENALTY - EXCEEDING PIT LANE SPEED LIMIT**

**subject to final scrutineering !**

posted:

clerk of the course:

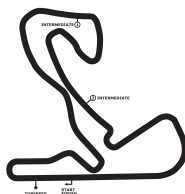
timekeeper:

# DTM Zandvoort

Circuit Park Zandvoort, length 4307 m

10. - 12.07.2015

Supercar Challenge



## Result Class race 2

-Reg.No.: 0304.15.144

POS	No	Cl.	G	Driver, Place	Team Make	Laps	Time	Gap	Int	Avg Total	Best Avg
<b>GTB Division</b>											
<b>Started: 12</b>			<b>Classified: 11</b>			<b>Not Classified: 1</b>					
1	305	GTB		Milan Dontje, NLD	Day-V-Tec	33	1:01:46.379			138.052	1:45.154 15
				Ferdinand Kool, NLD	Corvette GT4						
2	399	GTB		Patrick Lamster, BEL	Euroseal/EMG Motorspor	33	1:01:57.281	10.902		137.647	1:45.445 17
				Donald Molenaar, NLD	Porsche 997 CUP						
3	376	GTB		Bob Herber, NLD	Rapide Racing	32	1:00:34.553	1 Rd.		136.514	1:46.343 17
					BMW M4 Silhouette						
4	343	GTB		Daan Meijer, NLD	Lammertink Racing	32	1:00:40.635	1 Rd.		136.286	1:47.102 3
					Porsche 997 GT3 Cup						
5	334	GTB		Simon Atkinson, GBR	Backdraft Motorsport	32	1:00:53.198	1 Rd.		135.817	1:46.345 17
					Lamborghini Gallardo						
6	302	GTB		Marcel van Berlo, NLD	Van Berlo Racing	32	1:00:55.956	1 Rd.		135.715	1:47.719 14
					Porsche 997 GT3 Cup						
7	375	GTB		Ward Sluys, BEL	JR Motorsport	32	1:01:12.149	1 Rd.		135.116	1:46.872 4
				Frédérique Jonckheere, BEL	BMW M4 Silhouette						
8	328	GTB		Pierre-Etienne Bordet, FRA	First Motorsport	32	1:01:23.515	1 Rd.		134.699	1:48.327 7
					Porsche 997 GT3 Cup						
9	377	GTB		Ruud Olij, NLD	Olij Racing	32	1:01:45.549	1 Rd.		133.898	1:49.112 7
					BMW M3 V8						
10	312	GTB		Hans Verhelst, BEL	GHK Racing (Speedlover)	30	1:00:38.137	3 Rd.		127.856	1:50.172 20
				Guy Verheyen, BEL	Porsche 991						
11	309	GTB		Dirk Schulz, NLD	Topper Team	30	1:02:08.642	3 Rd.		124.752	1:54.790 28
					Porsche 997 GT3 Cup						

### NOT CLASSIFIED

344	GTB			Ronald van Loon, NLD	BlueBerry Racing	3	5:49.969	30 Rd.		132.913	1:53.064 2
					BMW E46 M3						

**CARS # 110 & 375 - 10 SEC. TIME PENALTY - EXCEEDING PIT LANE SPEED LIMIT**

**subject to final scrutineering**

### SuperGT Division

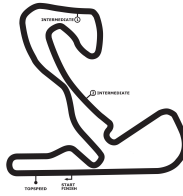
<b>Started: 8</b>			<b>Classified: 7</b>			<b>Not Classified: 1</b>					
1	102	SGT		Henry Zumbrink, NLD	Volvo Reede Racing by DayV/Tec	33	1:00:33.627			140.816	1:41.289 16
					Volvo S60 V8						
2	101	SGT		Roger Grouwels, NLD	Team RaceArt	33	1:00:39.401	05.774		140.592	1:39.588 25
				Kelvin Snoeks, NLD	Dodge Viper GT3-R						
3	121	SGT		Nol Kohler, NLD	BlueBerry Racing	33	1:01:23.739	50.112		138.900	1:43.924 24
				Carlo Kuijjer, NLD	Solution F V8						
4	170	SGT		Niels Bouwhuis, NLD	Divitec Racing	33	1:01:27.427	53.800		138.761	1:44.548 29
					Praga R1						
5	174	SGT		Javier Morcillo, ESP	Neil Garner Motorsport	32	1:00:35.281	1 Rd.		136.486	1:41.782 7
				Manuel Cintrano, ESP	Mosler MT900R GT3						
6	110	SGT		Nicolas Vandierendonck, BEL	Shipex Srt Racing	32	1:02:04.889	1 Rd.		133.203	1:39.559 20
				Jeffrey van Hooydonk, BEL	Corvette ZR1 GT1						
7	106	SGT		Max Koebolt, NLD	Day-V-Tec	31	1:00:37.777	2 Rd.		132.130	1:41.732 7
				Pol Stoffel, LUX	Volvo S60 V8						

# DTM Zandvoort

Circuit Park Zandvoort, length 4307 m

10. - 12.07.2015

Supercar Challenge



## Result Class race 2

-Reg.No.: 0304.15.144

POS	No	Cl.	G	Driver, Place	Team Make	Laps	Time	Gap	Int	Avg Total	Best Avg
-----	----	-----	---	---------------	-----------	------	------	-----	-----	-----------	----------

### NOT CLASSIFIED

111	SGT			Henk Thuis, NLD	Radical Benelux Radical RXC 2.7 V8	11	21:40.086		22 Rd.	131.189	1:44.582 10
-----	-----	--	--	-----------------	---------------------------------------	----	-----------	--	--------	---------	-------------

Fastest Lapttime: 110 Vandierendonck/van Hooydonk 1:39.559 = 155.739 km/h

**CARS # 110 & 375 - 10 SEC. TIME PENALTY - EXCEEDING PIT LANE SPEED LIMIT**

**subject to final scrutineering**

Issued:

- Clerk of the Course:

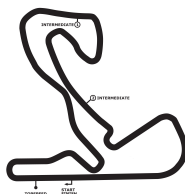
- Timekeeper:

# DTM Zandvoort

Circuit Park Zandvoort, length 4307 m

10. - 12.07.2015

Supercar Challenge



## Lap by Lap race 2, 12.07.2015

-Reg.No.: 0304.15.144

101 Roger Grouwels , Dodge Viper GT3-R SuperGT Division / NLD															
1	1:47.880	2	1:43.746	3	1:43.316	4	1:42.961	5	1:42.785	6	1:44.111	7	1:43.750	8	1:43.705
9	1:58.965	10	2:32.830	11	2:36.472	12	1:46.406	13	1:45.108	pit	1:53.828	15	3:49.860	16	1:40.242
17	1:40.543	18	1:42.871	19	1:40.043	20	1:40.725	21	1:40.542	22	1:41.352	23	1:41.836	24	1:39.898
25	<b>1:39.588</b>	26	1:42.793	27	1:42.225	28	1:42.432	29	1:41.372	30	1:41.069	31	1:42.319	32	1:41.419
33	1:42.409														

102 Henry Zumbrink , Volvo S60 V8 SuperGT Division / NLD															
1	1:50.689	2	1:45.971	3	1:41.506	4	1:42.100	5	1:41.423	6	1:43.303	7	1:43.717	8	1:44.032
9	1:59.525	10	2:32.417	11	2:35.947	12	1:43.014	13	1:41.685	pit	1:50.618	15	3:06.526	16	<b>1:41.289</b>
17	1:41.519	18	1:43.547	19	1:43.163	20	1:42.540	21	1:42.248	22	1:42.288	23	1:42.068	24	1:42.653
25	1:45.356	26	1:44.678	27	1:46.065	28	1:44.721	29	1:43.470	30	1:44.710	31	1:45.971	32	1:46.146
33	1:48.722														

106 Max Koebolt , Volvo S60 V8 SuperGT Division / NLD															
1	1:50.333	2	1:42.530	3	1:42.474	4	1:43.102	5	1:42.656	6	1:42.679	7	<b>1:41.732</b>	8	1:42.201
9	2:01.453	10	2:33.441	11	2:33.894	12	1:43.034	13	1:43.270	14	1:42.935	15	1:42.627	16	1:44.628
pit	1:52.068	18	3:16.313	19	1:53.042	20	1:53.261	21	1:54.157	22	1:53.203	23	1:53.152	24	1:51.390
25	3:22.137	26	1:55.551	27	1:51.567	28	1:51.088	29	1:52.468	30	1:54.586	31	1:50.805		

110 Nicolas Vandierendonck , Corvette ZR1 GT1 SuperGT Division / BEL															
1	1:50.318	2	1:47.136	3	1:45.912	4	1:46.306	5	1:46.372	6	1:46.654	7	1:46.487	pit	5:19.440
9	2:27.854	10	1:48.985	11	1:47.785	pit	1:56.195	13	3:36.793	14	1:40.403	15	1:39.881	16	1:41.177
17	1:40.141	18	1:39.692	19	1:39.951	20	<b>1:39.559</b>	21	1:41.144	22	1:41.234	pit	1:49.791	24	1:54.039
25	1:44.008	26	1:43.888	27	1:41.766	28	1:42.298	29	1:43.688	30	1:41.729	31	1:40.943	32	1:43.320

111 Henk Thuis , Radical RXC 2.7 V8 SuperGT Division / NLD															
1	1:52.760	2	1:45.252	3	1:45.904	4	1:46.108	5	1:46.228	6	1:46.642	7	1:46.515	pit	2:32.718
9	2:56.619	10	<b>1:44.582</b>	pit	1:56.758										

121 Nol Kohler , Solution F V8 SuperGT Division / NLD															
1	1:55.271	2	1:46.969	3	1:47.292	4	1:47.100	5	1:46.565	6	1:47.218	7	1:46.624	8	1:48.670
9	1:51.252	10	2:10.947	11	2:35.266	12	1:49.550	13	1:49.169	14	1:49.264	pit	1:57.239	16	3:01.132
17	1:44.068	18	1:44.820	19	1:44.304	20	1:45.317	21	1:47.560	22	1:44.467	23	1:45.052	24	<b>1:43.924</b>
25	1:44.637	26	1:46.908	27	1:46.559	28	1:45.992	29	1:45.916	30	1:46.951	31	1:46.172	32	1:45.225
33	1:46.339														

170 Niels Bouwhuis , Praga R1 SuperGT Division / NLD															
1	2:00.235	2	1:52.048	3	1:47.325	4	1:47.860	5	1:48.105	6	1:46.443	7	1:46.331	8	1:50.877
9	1:49.640	10	2:02.187	11	2:34.834	12	1:50.364	13	1:46.633	14	1:47.293	15	1:46.356	16	1:45.549
pit	1:53.083	18	3:00.572	19	1:46.424	20	1:46.362	21	1:48.887	22	1:46.478	23	1:45.215	24	1:47.940
25	1:45.932	26	1:46.033	27	1:45.472	28	1:45.375	29	<b>1:44.548</b>	30	1:46.188	31	1:45.097	32	1:45.918
33	1:45.823														

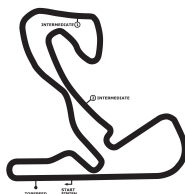
174 Javier Morcillo , Mosler MT900R GT3 SuperGT Division / ESP															
1	1:51.254	2	1:46.287	3	1:45.914	4	1:46.268	5	1:42.983	6	1:42.200	7	<b>1:41.782</b>	8	1:41.914
9	2:01.861	10	2:26.269	11	2:35.875	12	1:44.667	13	1:43.076	14	1:42.180	15	1:42.097	16	1:42.236
17	1:42.296	pit	1:51.808	19	3:07.732	20	1:49.943	21	1:52.205	22	1:53.413	23	1:53.670	24	1:51.195
25	1:50.377	26	1:54.155	27	1:54.837	28	1:51.440	29	1:51.172	30	1:51.596	31	1:50.488	32	1:52.091

# DTM Zandvoort

Circuit Park Zandvoort, length 4307 m

10. - 12.07.2015

Supercar Challenge



## Lap by Lap race 2, 12.07.2015

-Reg.No.: 0304.15.144

### 302 Marcel van Berlo , Porsche 997 GT3 Cup GTB Division / NLD

1	1:59.214	2	1:51.768	3	1:47.978	4	1:47.920	5	1:49.058	6	1:48.504	7	1:47.944	8	1:48.973
9	1:50.088	10	2:00.284	11	2:34.667	12	1:51.028	13	1:47.740	14	<b>1:47.719</b>	pit	1:57.340	16	3:11.776
17	1:48.944	18	1:49.495	19	1:48.366	20	1:47.894	21	1:49.039	22	1:48.896	23	1:49.144	24	1:48.878
25	1:52.174	26	1:50.943	27	1:50.916	28	1:48.951	29	1:49.933	30	1:50.230	31	1:49.872	32	1:50.280

### 305 Milan Dontje , Corvette GT4 GTB Division / NLD

1	1:54.644	2	1:46.116	3	1:45.897	4	1:45.675	5	1:45.896	6	1:45.597	7	1:46.516	8	1:46.346
9	1:47.955	10	2:22.667	11	2:35.529	12	1:47.570	13	1:46.053	14	1:45.273	15	<b>1:45.154</b>	16	1:45.622
pit	1:56.061	18	3:16.406	19	1:46.508	20	1:48.088	21	1:46.482	22	1:46.654	23	1:45.909	24	1:46.242
25	1:46.168	26	1:48.083	27	1:46.436	28	1:47.032	29	1:46.254	30	1:46.161	31	1:46.620	32	1:46.847
33	1:47.918														

### 309 Dirk Schulz , Porsche 997 GT3 Cup GTB Division / NLD

1	2:07.894	2	1:55.862	3	1:55.951	4	1:57.221	5	1:58.518	6	1:55.741	7	1:55.437	8	2:03.424
9	2:33.278	10	2:37.067	11	2:23.717	12	1:58.133	13	1:55.541	14	1:55.007	pit	2:04.953	16	3:43.195
17	1:56.888	18	1:55.203	19	1:57.197	20	1:54.882	21	1:55.863	22	1:55.743	23	1:56.632	24	1:55.507
25	1:55.936	26	1:55.370	27	1:55.710	28	<b>1:54.790</b>	29	1:57.454	30	2:00.528				

### 312 Hans Verhelst , Porsche 991 GTB Division / BEL

1	2:08.127	2	1:57.147	3	1:56.850	4	1:58.157	5	1:59.223	6	1:57.641	7	1:58.205	8	2:04.798
9	2:25.573	10	2:36.885	11	2:05.948	12	1:59.602	pit	2:12.497	14	3:26.375	15	1:53.689	16	1:51.884
17	1:50.703	18	1:50.446	19	1:50.604	20	<b>1:50.172</b>	21	1:53.849	22	1:50.955	23	1:50.529	24	1:55.128
25	1:54.061	26	1:51.210	27	1:52.136	28	1:52.887	29	1:52.225	30	1:50.631				

### 328 Pierre-Etienne Bordet , Porsche 997 GT3 Cup GTB Division / FRA

1	2:00.895	2	1:51.513	3	1:52.138	4	1:50.584	5	1:49.149	6	1:48.932	7	<b>1:48.327</b>	8	1:49.889
9	1:51.278	10	1:51.273	11	2:32.700	12	1:51.856	13	1:48.969	14	1:50.100	15	1:49.818	16	1:49.670
pit	1:58.192	18	3:07.505	19	1:49.149	20	1:49.358	21	1:48.874	22	1:48.608	pit	1:58.784	24	2:00.725
25	1:50.805	26	1:50.865	27	1:50.512	28	1:50.886	29	1:49.787	30	1:50.711	31	1:50.994	32	1:50.669

### 334 Simon Atkinson , Lamborghini Gallardo GTB Division / GBR

1	1:59.025	2	1:50.564	3	1:46.795	4	1:47.428	5	1:47.335	6	1:46.777	7	1:47.132	8	1:49.716
9	1:52.820	10	2:03.011	11	2:34.614	12	1:51.342	13	1:46.943	14	1:48.157	pit	1:56.152	16	3:18.078
17	<b>1:46.345</b>	18	1:46.740	19	1:46.884	20	1:48.448	21	1:47.361	22	1:46.940	23	1:47.828	24	1:47.019
25	1:47.503	26	1:48.435	27	1:47.333	28	1:47.363	29	1:47.861	30	1:51.138	pit	1:59.680	32	2:00.431

### 343 Daan Meijer , Porsche 997 GT3 Cup GTB Division / NLD

1	1:58.278	2	1:47.354	3	<b>1:47.102</b>	4	1:47.984	5	1:48.309	6	1:48.111	7	1:47.311	8	1:49.384
9	1:50.035	10	2:05.064	11	2:34.697	12	1:49.614	13	1:47.454	pit	1:55.469	15	3:00.479	16	1:48.232
17	1:48.571	18	1:48.859	19	1:48.942	20	1:48.858	21	1:47.791	22	1:49.110	23	1:49.856	24	1:49.638
25	1:49.737	26	1:50.315	27	1:49.959	28	1:50.941	29	1:51.050	30	1:51.124	31	1:50.349	32	1:50.658

### 344 Ronald van Loon , BMW E46 M3 GTB Division / NLD

1	2:03.736	2	<b>1:53.064</b>	3	1:53.169										
---	----------	---	-----------------	---	----------	--	--	--	--	--	--	--	--	--	--

### 375 Ward Sluys , BMW M4 Silhouette GTB Division / BEL

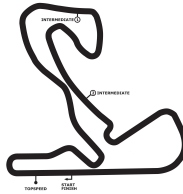
1	1:58.484	2	1:50.525	3	1:47.093	4	<b>1:46.872</b>	5	1:46.934	6	1:47.821	7	1:47.021	8	1:49.635
9	1:50.992	10	2:04.221	11	2:34.754	12	1:50.028	13	1:47.794	14	1:47.454	15	1:47.033	pit	1:59.081
17	3:32.299	18	1:50.483	19	1:48.768	20	1:48.676	21	1:48.537	22	1:48.208	23	1:48.398	24	1:48.304

# DTM Zandvoort

Circuit Park Zandvoort, length 4307 m

10. - 12.07.2015

Supercar Challenge



## Lap by Lap race 2, 12.07.2015

-Reg.No.: 0304.15.144

25	1:49.861	26	1:49.300	27	1:48.878	28	1:48.492	29	1:49.629	30	1:48.859	31	1:48.897	32	1:48.818
----	----------	----	----------	----	----------	----	----------	----	----------	----	----------	----	----------	----	----------

### 376 Bob Herber , BMW M4 Silhouette GTB Division / NLD

1	1:56.145	2	1:47.522	3	1:47.456	4	1:47.498	5	1:47.120	6	1:46.644	7	1:46.672	8	1:48.359
9	1:50.348	10	2:11.029	11	2:34.829	12	1:49.909	13	1:47.701	pit	1:57.257	15	2:56.092	16	1:46.371
17	<b>1:46.343</b>	18	1:47.506	19	1:47.968	20	1:47.077	21	1:49.188	22	1:46.952	pit	1:55.211	24	1:57.621
25	1:47.767	26	1:50.132	27	1:48.239	28	1:46.756	29	1:49.683	30	1:52.668	31	1:50.673	32	1:49.817

### 377 Ruud Olij , BMW M3 V8 GTB Division / NLD

1	2:02.204	2	1:50.903	3	1:52.316	4	1:51.354	5	1:49.678	6	1:50.094	7	<b>1:49.112</b>	8	1:52.283
9	1:51.485	10	1:51.120	11	2:27.344	12	1:52.935	13	1:51.856	14	1:51.092	15	1:50.027	16	1:50.052
pit	2:00.648	18	3:01.412	19	1:50.424	20	1:51.072	21	1:51.215	22	1:51.144	23	1:52.367	24	1:52.428
25	1:53.153	26	1:53.603	27	1:53.794	28	1:53.466	29	1:53.377	30	1:53.550	31	1:55.543	32	1:54.498

### 399 Patrick Lamster , Porsche 997 CUP GTB Division / BEL

1	1:58.237	2	1:54.061	3	1:53.006	4	1:50.917	5	1:49.993	6	1:49.700	7	1:49.350	8	1:51.874
9	1:50.618	10	1:50.886	11	2:29.000	12	1:52.859	13	1:51.489	pit	2:00.674	15	3:01.293	16	1:46.078
17	<b>1:45.445</b>	18	1:45.653	19	1:45.509	20	1:45.677	21	1:45.660	22	1:48.821	23	1:47.160	24	1:45.703
25	1:46.902	26	1:48.671	27	1:50.903	28	1:46.734	29	1:46.490	30	1:46.136	31	1:47.003	32	1:47.150
33	1:47.629														

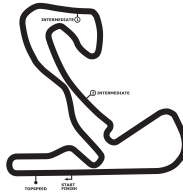


# DTM Zandvoort

Circuit Park Zandvoort, length 4307 m

10. - 12.07.2015

Supercar Challenge



## Lap Analysis race 2, 12.07.2015

-Reg.No.: 0304.15.144

101 Roger Grouwels , Dodge Viper GT3-R SuperGT Division / NLD										theoretical besttime: 1:39.540								
Lap	Time	S1	V1	S2	V2	S3	V3	Vmax		Lap	Time	S1	V1	S2	V2	S3	V3	Vmax
1	1:47.880	49.697	198	27.439	220	30.744	252			18	1:42.871	44.876	190	26.995	223	31.000	258	266
2	1:43.746	45.383	197	27.737	210	30.626	255	253		19	1:40.043	43.651	204	26.491	226	29.901	260	266
3	1:43.316	45.054	199	27.529	221	30.733	257	255		20	1:40.725	44.048	204	26.767	224	29.910	259	257
4	1:42.961	45.271	198	27.253	220	30.437	257	249		21	1:40.542	43.725	204	26.589	225	30.228	257	269
5	1:42.785	44.753	199	27.199	223	30.833	255	253		22	1:41.352	44.593	203	26.598	221	30.161	259	264
6	1:44.111	44.797	200	27.444	206	31.870	258	254		23	1:41.836	44.024	183	27.508	219	30.304	259	265
7	1:43.750	45.081	197	27.360	221	31.309	253	255		24	1:39.898	43.656	203	26.586	226	29.656	258	261
8	1:43.705	44.937	197	27.579	221	31.189	258	255		25	<b>1:39.588</b>	<b>43.534</b>	204	26.500	226	<b>29.554</b>	260	270
9	1:58.965	49.759	137	32.589	122	36.617	182	257		26	1:42.793	44.056	200	26.642	224	32.095	244	267
10	2:32.830	1:06.182	96	41.860	109	44.788	104	151		27	1:42.225	44.914	201	26.777	224	30.534	255	250
11	2:36.472	1:10.837	111	42.910	81	42.725	236	121		28	1:42.432	44.540	202	27.400	223	30.492	259	250
12	1:46.406	47.338	192	27.741	219	31.327	253	206		29	1:41.372	44.357	202	26.934	224	30.081	258	254
13	1:45.108	45.456	195	28.462	219	31.190	254	257		30	1:41.069	43.933	203	26.684	220	30.452	258	260
14	1:53.828	46.134	194	28.027	215			249		31	1:42.319	44.038	203	26.921	225	31.360	255	265
15	3:49.860	2:52.932	200	26.741	<b>226</b>	30.187	257			32	1:41.419	44.196	202	26.943	222	30.280	258	254
16	1:40.242	43.811	203	<b>26.452</b>	224	29.979	258	257		33	1:42.409	44.417	199	26.845	218	31.147	249	261
17	1:40.543	43.935	<b>204</b>	26.825	226	29.783	259	<b>270</b>										

102 Henry Zumbrink , Volvo S60 V8 SuperGT Division / NLD										theoretical besttime: 1:40.990								
Lap	Time	S1	V1	S2	V2	S3	V3	Vmax		Lap	Time	S1	V1	S2	V2	S3	V3	Vmax
1	1:50.689	51.738	185	27.912	197	31.039	257			18	1:43.547	45.145	191	27.823	197	30.579	257	250
2	1:45.971	46.670	190	28.243	201	31.058	254	241		19	1:43.163	45.816	191	27.029	214	30.318	257	240
3	1:41.506	44.375	<b>198</b>	26.882	214	30.249	256	237		20	1:42.540	44.728	194	27.283	205	30.529	255	249
4	1:42.100	44.813	195	27.021	209	30.266	251	244		21	1:42.248	44.974	193	26.908	211	30.366	256	239
5	1:41.423	<b>44.260</b>	196	<b>26.707</b>	206	30.456	<b>262</b>	244		22	1:42.288	45.007	193	26.968	216	30.313	255	243
6	1:43.303	44.674	190	27.037	202	31.592	255	243		23	1:42.068	44.678	195	27.041	216	30.349	256	253
7	1:43.717	45.218	190	27.221	199	31.278	255	239		24	1:42.653	44.987	192	27.198	214	30.468	253	252
8	1:44.032	45.060	192	27.489	210	31.483	255	237		25	1:45.356	46.978	189	27.420	218	30.958	254	248
9	1:59.525	50.175	117	32.361	112	36.989	197	249		26	1:44.678	45.173	195	27.772	207	31.733	247	245
10	2:32.417	1:05.966	92	41.911	111	44.540	96	160		27	1:46.065	47.116	188	27.488	206	31.461	255	226
11	2:35.947	1:11.203	108	42.547	75	42.197	237	113		28	1:44.721	45.989	191	27.679	207	31.053	260	232
12	1:43.014	46.050	193	26.941	207	<b>30.023</b>	255	202		29	1:43.470	45.339	194	27.369	211	30.762	250	247
13	1:41.685	44.491	196	26.980	201	30.214	257	244		30	1:44.710	45.545	189	27.958	211	31.207	255	246
14	1:50.618	44.689	191	26.853	214			249		31	1:45.971	46.251	186	27.645	203	32.075	255	227
15	3:06.526	2:09.615	198	26.868	215	30.043	257			32	1:46.146	46.084	184	28.466	200	31.596	255	241
16	<b>1:41.289</b>	44.357	198	26.774	214	30.158	257	250		33	1:48.722	47.445	169	28.570	200	32.707	170	235
17	1:41.519	44.552	198	26.780	<b>220</b>	30.187	256	<b>253</b>										

106 Max Koebolt , Volvo S60 V8 SuperGT Division / NLD										theoretical besttime: 1:41.670								
Lap	Time	S1	V1	S2	V2	S3	V3	Vmax		Lap	Time	S1	V1	S2	V2	S3	V3	Vmax
1	1:50.333	51.436	194	27.851	209	31.046	256			17	1:52.068	45.212	199	27.069	220			259
2	1:42.530	45.167	200	26.780	216	30.583	255	253		18	3:16.313	2:11.783	170	30.268	186	34.262	243	
3	1:42.474	45.030	199	26.749	213	30.695	256	254		19	1:53.042	50.456	169	29.208	190	33.378	247	214
4	1:43.102	45.391	199	27.022	212	30.689	257	256		20	1:53.261	50.349	169	29.211	186	33.701	247	230
5	1:42.656	44.888	200	26.926	220	30.842	254	253		21	1:54.157	50.614	168	29.907	183	33.636	248	210
6	1:42.679	44.953	<b>201</b>	26.852	222	30.874	257	<b>259</b>		22	1:53.203	50.092	172	29.927	184	33.184	248	233
7	<b>1:41.732</b>	<b>44.647</b>	200	<b>26.744</b>	218	30.341	255	254		23	1:53.152	50.508	164	29.624	186	33.020	250	219
8	1:42.201	44.660	198	27.262	<b>224</b>	<b>30.279</b>	<b>258</b>	256		24	1:51.390	49.545	169	28.361	205	33.484	250	225
9	2:01.453	52.198	141	32.147	149	37.108	177	247		25	3:22.137	49.234	171	28.849	201	2:04.054	224	219
10	2:33.441	1:06.996	94	41.013	125	45.432	114	172		26	1:55.551	51.721	164	29.556	193	34.274	245	198
11	2:33.894	1:11.079	102	43.034	80	39.781	255	110		27	1:51.567	49.388	170	28.755	199	33.424	246	240
12	1:43.034	45.480	198	27.110	218	30.444	255	259		28	1:51.088	49.556	165	28.768	196	32.764	249	216
13	1:43.270	45.664	194	27.020	219	30.586	255	254		29	1:52.468	49.890	172	28.812	186	33.766	247	213
14	1:42.935	45.471	200	26.989	221	30.475	256	249		30	1:54.586	50.501	160	30.220	189	33.865	247	214
15	1:42.627	45.028	199	26.995	219	30.604	256	256		31	1:50.805	48.939	168	28.786	204	33.080	231	228
16	1:44.628	46.515	194	27.404	218	30.709	256	250										

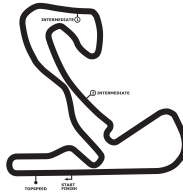


# DTM Zandvoort

Circuit Park Zandvoort, length 4307 m

10. - 12.07.2015

Supercar Challenge



## Lap Analysis race 2, 12.07.2015

-Reg.No.: 0304.15.144

### 110 Nicolas Vandierendonck , Corvette ZR1 GT1 SuperGT Division / BEL theoretical besttime: 1:39.437

Lap	Time	S1	V1	S2	V2	S3	V3	Vmax	Lap	Time	S1	V1	S2	V2	S3	V3	Vmax
1	1:50.318	51.059	184	27.737	212	31.522	247		17	1:40.141	44.120	200	26.582	220	29.439	254	260
2	1:47.136	46.965	187	28.115	217	32.056	250	244	18	1:39.692	43.659	199	26.604	223	29.429	258	260
3	1:45.912	46.531	189	27.724	218	31.657	244	248	19	1:39.951	43.850	199	26.600	220	29.501	255	261
4	1:46.306	46.435	184	27.945	207	31.926	246	246	20	<b>1:39.559</b>	<b>43.578</b>	201	26.566	223	<b>29.415</b>	259	263
5	1:46.372	46.965	186	27.678	216	31.729	242	237	21	1:41.144	44.329	198	26.698	<b>224</b>	30.117	256	<b>264</b>
6	1:46.654	46.535	189	27.895	213	32.224	249	244	22	1:41.234	44.420	195	26.751	220	30.063	253	256
7	1:46.487	46.528	187	28.048	217	31.911	238	243	23	1:49.791	44.229	194	26.863	214			260
8	5:19.440	46.215	185	3:41.286	157			241	24	1:54.039	55.365	194	27.262	220	31.412	239	
9	2:27.854	1:25.157	177	29.623	199	33.074	241		25	1:44.008	45.648	193	27.048	220	31.312	242	243
10	1:48.985	48.473	184	28.516	204	31.996	248	233	26	1:43.888	45.669	190	27.338	216	30.881	248	252
11	1:47.785	47.728	178	27.989	214	32.068	248	243	27	1:41.766	44.495	196	27.133	221	30.138	254	249
12	1:56.195	47.095	183	28.193	206			245	28	1:42.298	44.814	192	27.319	218	30.165	256	254
13	3:36.793	2:40.478	196	26.725	217	29.590	253		29	1:43.688	45.677	190	27.717	217	30.294	250	254
14	1:40.403	43.893	<b>202</b>	26.710	219	29.800	257	260	30	1:41.729	44.878	195	26.883	222	29.968	253	256
15	1:39.881	43.935	201	<b>26.444</b>	223	29.502	<b>260</b>	261	31	1:40.943	44.147	196	26.878	220	29.918	248	257
16	1:41.177	44.172	192	27.331	218	29.674	258	259	32	1:43.320	45.972	165	27.133	217	30.215	244	253

### 111 Henk Thuis , Radical RXC 2.7 V8 SuperGT Division / NLD theoretical besttime: 1:44.051

Lap	Time	S1	V1	S2	V2	S3	V3	Vmax	Lap	Time	S1	V1	S2	V2	S3	V3	Vmax
1	1:52.760	53.151	174	28.023	177	31.586	239		7	1:46.515	46.483	190	28.494	<b>203</b>	31.538	237	232
2	1:45.252	<b>45.715</b>	180	28.327	191	31.210	<b>241</b>	<b>232</b>	8	2:32.718	46.134	192	1:06.646	184			228
3	1:45.904	46.529	177	28.070	189	31.305	240	217	9	2:56.619	1:53.394	97	31.361	184	31.864	236	
4	1:46.108	46.365	172	28.393	188	31.350	238	230	10	<b>1:44.582</b>	46.246	<b>196</b>	<b>27.466</b>	202	<b>30.870</b>	239	209
5	1:46.228	46.830	172	28.043	201	31.355	241	219	11	1:56.758	47.274	187	27.745	201			211
6	1:46.642	46.547	177	28.127	199	31.968	241	230									

### 121 Nol Kohler , Solution F V8 SuperGT Division / NLD theoretical besttime: 1:43.440

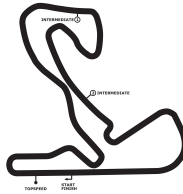
Lap	Time	S1	V1	S2	V2	S3	V3	Vmax	Lap	Time	S1	V1	S2	V2	S3	V3	Vmax
1	1:55.271	54.140	173	28.885	193	32.246	236		18	1:44.820	45.495	190	27.639	204	31.686	241	247
2	1:46.969	46.941	182	28.076	197	31.952	237	230	19	1:44.304	45.568	189	27.499	191	31.237	241	245
3	1:47.292	46.930	181	28.608	198	31.754	237	234	20	1:45.317	46.595	189	<b>27.391</b>	199	31.331	237	245
4	1:47.100	46.746	178	28.220	201	32.134	235	238	21	1:47.560	49.112	184	27.668	204	<b>30.780</b>	243	222
5	1:46.565	46.637	184	28.099	203	31.829	237	235	22	1:44.467	45.541	188	27.859	202	31.067	242	236
6	1:47.218	47.013	178	28.377	202	31.828	234	235	23	1:45.052	45.641	187	28.019	189	31.392	243	238
7	1:46.624	46.743	185	28.090	199	31.791	237	229	24	<b>1:43.924</b>	<b>45.269</b>	189	27.722	206	30.933	239	244
8	1:48.670	47.211	176	28.677	203	32.782	232	233	25	1:44.637	45.632	189	28.114	205	30.891	242	235
9	1:51.252	49.118	163	29.437	196	32.697	234	219	26	1:46.908	45.491	191	27.777	206	33.640	225	<b>249</b>
10	2:10.947	48.454	163	37.987	105	44.506	91	219	27	1:46.559	46.842	188	28.177	202	31.540	240	214
11	2:35.266	1:11.221	95	41.619	82	42.426	232	103	28	1:45.992	46.308	187	28.227	198	31.457	243	233
12	1:49.550	48.846	181	28.669	202	32.035	236	194	29	1:45.916	46.013	189	27.761	207	32.142	237	229
13	1:49.169	47.064	182	29.399	204	32.706	236	234	30	1:46.951	47.511	185	28.169	202	31.271	242	237
14	1:49.264	48.085	178	29.005	192	32.174	234	227	31	1:46.172	46.108	187	28.325	201	31.739	239	238
15	1:57.239	47.757	176	28.467	199			210	32	1:45.225	46.286	185	27.783	207	31.156	242	244
16	3:01.132	2:01.933	185	28.110	201	31.089	241		33	1:46.339	46.389	184	28.229	203	31.721	238	223
17	1:44.068	45.487	<b>192</b>	27.658	<b>207</b>	30.923	<b>243</b>	229									

# DTM Zandvoort

Circuit Park Zandvoort, length 4307 m

10. - 12.07.2015

Supercar Challenge



## Lap Analysis race 2, 12.07.2015

-Reg.No.: 0304.15.144

### 170 Niels Bouwhuis , Praga R1 SuperGT Division / NLD

theoretical besttime: 1:44.496

Lap	Time	S1	V1	S2	V2	S3	V3	Vmax	Lap	Time	S1	V1	S2	V2	S3	V3	Vmax
1	2:00.235	58.043	174	29.020	184	33.172	220		18	3:00.572	2:00.740	182	28.203	186	31.629	215	
2	1:52.048	48.300	173	30.615	187	33.133	214	<b>222</b>	19	1:46.424	46.867	184	28.073	185	31.484	216	221
3	1:47.325	46.824	185	28.172	<b>188</b>	32.329	217	221	20	1:46.362	46.502	184	27.620	187	32.240	209	221
4	1:47.860	46.915	180	28.832	186	32.113	215	222	21	1:48.887	48.984	176	28.193	186	31.710	215	218
5	1:48.105	46.830	182	28.543	185	32.732	213	221	22	1:46.478	46.676	184	27.975	178	31.827	216	221
6	1:46.443	46.745	182	27.982	184	31.716	215	219	23	1:45.215	<b>46.007</b>	187	27.680	188	31.528	220	222
7	1:46.331	46.779	185	27.930	184	31.622	215	221	24	1:47.940	47.670	167	28.517	186	31.753	215	222
8	1:50.877	46.496	185	28.299	154	36.082	204	221	25	1:45.932	46.577	184	27.728	186	31.627	215	220
9	1:49.640	48.505	158	28.647	185	32.488	212	206	26	1:46.033	46.514	184	27.772	185	31.747	212	220
10	2:02.187	48.147	171	29.972	129	44.068	70	217	27	1:45.472	46.389	186	27.690	186	31.393	215	219
11	2:34.834	1:11.503	97	41.776	68	41.555	217	102	28	1:45.375	46.216	187	27.858	183	31.301	217	220
12	1:50.364	49.810	173	28.437	187	32.117	215	222	29	<b>1:44.548</b>	46.059	187	<b>27.442</b>	187	<b>31.047</b>	216	221
13	1:46.633	46.845	184	27.935	187	31.853	217	221	30	1:46.188	46.671	180	28.198	186	31.319	215	221
14	1:47.293	47.295	180	28.522	187	31.476	217	222	31	1:45.097	46.241	<b>188</b>	27.676	188	31.180	<b>226</b>	221
15	1:46.356	46.248	184	28.314	187	31.794	214	222	32	1:45.918	46.715	187	27.832	186	31.371	215	212
16	1:45.549	46.502	187	27.750	185	31.297	215	219	33	1:45.823	46.500	185	27.893	185	31.430	216	221
17	1:53.083	46.582	185	27.730	186			221									

### 174 Javier Morcillo , Mosler MT900R GT3 SuperGT Division / ESP

theoretical besttime: 1:41.561

Lap	Time	S1	V1	S2	V2	S3	V3	Vmax	Lap	Time	S1	V1	S2	V2	S3	V3	Vmax
1	1:51.254	52.681	187	27.794	200	30.779	<b>254</b>		17	1:42.296	44.944	191	27.073	212	30.279	252	237
2	1:46.287	46.572	176	28.063	198	31.652	247	232	18	1:51.808	45.175	190	27.108	213			233
3	1:45.914	46.714	172	27.627	206	31.573	251	211	19	3:07.732	2:05.061	154	29.132	194	33.539	237	
4	1:46.268	46.535	168	28.008	183	31.725	246	234	20	1:49.943	48.535	172	28.225	191	33.183	242	232
5	1:42.983	45.261	187	27.100	210	30.622	248	230	21	1:52.205	49.510	169	28.739	173	33.956	240	221
6	1:42.200	44.943	191	<b>26.743</b>	211	30.514	250	229	22	1:53.413	50.054	169	28.798	175	34.561	237	207
7	<b>1:41.782</b>	44.779	183	26.829	214	30.174	250	231	23	1:53.670	49.635	170	29.483	185	34.552	240	224
8	1:41.914	45.077	<b>194</b>	26.784	214	<b>30.053</b>	251	237	24	1:51.195	48.548	172	28.987	178	33.660	237	239
9	2:01.861	53.562	142	33.860	159	34.439	217	228	25	1:50.377	48.419	175	28.398	196	33.560	240	221
10	2:26.269	59.563	89	42.016	103	44.690	97	190	26	1:54.155	49.555	165	29.038	188	35.562	229	226
11	2:35.875	1:11.394	92	41.382	84	43.099	228	107	27	1:54.837	50.337	160	29.843	185	34.657	238	227
12	1:44.667	46.010	188	27.124	208	31.533	248	223	28	1:51.440	48.853	174	28.892	184	33.695	239	223
13	1:43.076	45.465	188	27.338	<b>215</b>	30.273	251	229	29	1:51.172	48.788	164	28.801	195	33.583	240	226
14	1:42.180	44.876	191	27.034	211	30.270	250	<b>239</b>	30	1:51.596	49.103	173	29.174	199	33.319	244	231
15	1:42.097	<b>44.765</b>	190	26.965	210	30.367	251	236	31	1:50.488	48.819	179	28.528	195	33.141	241	223
16	1:42.236	44.805	187	27.060	214	30.371	254	238	32	1:52.091	49.043	168	30.183	183	32.865	220	219

### 302 Marcel van Berlo , Porsche 997 GT3 Cup GTB Division / NLD

theoretical besttime: 1:47.173

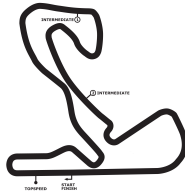
Lap	Time	S1	V1	S2	V2	S3	V3	Vmax	Lap	Time	S1	V1	S2	V2	S3	V3	Vmax
1	1:59.214	58.330	183	28.660	193	32.224	<b>243</b>		17	1:48.944	47.793	184	28.666	203	32.485	240	223
2	1:51.768	49.115	173	30.043	195	32.610	241	223	18	1:49.495	47.160	182	28.909	196	33.426	240	234
3	1:47.978	47.258	<b>187</b>	28.409	191	32.311	242	231	19	1:48.366	47.440	182	28.803	203	32.123	242	236
4	1:47.920	47.221	185	28.525	199	32.174	239	236	20	1:47.894	47.206	185	28.638	<b>207</b>	32.050	241	237
5	1:49.058	47.132	185	28.832	201	33.094	239	238	21	1:49.039	48.078	180	28.740	205	32.221	242	231
6	1:48.504	47.271	184	28.574	200	32.659	236	240	22	1:48.896	<b>47.010</b>	180	29.223	207	32.663	238	243
7	1:47.944	47.373	185	28.370	203	32.201	240	230	23	1:49.144	47.565	181	28.999	207	32.580	241	233
8	1:48.973	47.035	185	28.910	197	33.028	240	236	24	1:48.878	47.688	180	28.639	206	32.551	240	235
9	1:50.088	48.674	178	28.952	197	32.462	240	217	25	1:52.174	47.479	182	28.922	203	35.773	222	234
10	2:00.284	47.857	180	29.040	160	43.387	71	228	26	1:50.943	48.306	184	29.143	201	33.494	231	224
11	2:34.667	1:11.254	100	42.152	64	41.261	238	119	27	1:50.916	48.814	174	29.152	202	32.950	237	233
12	1:51.028	50.068	170	28.652	196	32.308	239	219	28	1:48.951	47.693	184	28.776	205	32.482	241	232
13	1:47.740	47.577	182	<b>28.315</b>	203	<b>31.848</b>	242	233	29	1:49.933	48.049	180	29.041	203	32.843	239	234
14	<b>1:47.719</b>	47.086	184	28.498	197	32.135	242	<b>249</b>	30	1:50.230	48.616	183	28.883	203	32.731	237	223
15	1:57.340	47.720	182	28.489	203			229	31	1:49.872	48.066	183	29.007	199	32.799	242	229
16	3:11.776	2:10.977	169	28.585	203	32.214	239		32	1:50.280	48.312	177	28.769	202	33.199	237	226

# DTM Zandvoort

Circuit Park Zandvoort, length 4307 m

10. - 12.07.2015

Supercar Challenge



-Reg.No.: 0304.15.144

## Lap Analysis race 2, 12.07.2015

305 Milan Dontje , Corvette GT4 GTB Division / NLD										theoretical besttime: 1:45.136								
Lap	Time	S1	V1	S2	V2	S3	V3	Vmax		Lap	Time	S1	V1	S2	V2	S3	V3	Vmax
1	1:54.644	53.832	180	28.593	192	32.219	235			18	3:16.406	2:16.807	185	27.980	201	31.619	236	
2	1:46.116	46.561	185	28.006	202	31.549	236	231		19	1:46.508	46.992	183	27.804	201	31.712	236	243
3	1:45.897	46.309	187	27.998	202	31.590	236	235		20	1:48.088	47.694	183	28.342	202	32.052	235	229
4	1:45.675	46.137	187	27.893	203	31.645	234	244		21	1:46.482	46.914	183	27.969	199	31.599	237	242
5	1:45.896	46.276	187	27.863	203	31.757	234	242		22	1:46.654	46.461	181	28.642	202	31.551	235	241
6	1:45.597	46.032	<b>188</b>	27.915	202	31.650	235	244		23	1:45.909	46.499	183	27.924	202	31.486	237	243
7	1:46.516	46.475	185	28.208	202	31.833	233	243		24	1:46.242	46.646	185	27.902	201	31.694	236	244
8	1:46.346	46.291	185	28.533	203	31.522	232	239		25	1:46.168	46.485	185	28.107	200	31.576	237	241
9	1:47.955	46.998	184	28.223	195	32.734	230	209		26	1:48.083	47.239	184	27.898	202	32.946	226	236
10	2:22.667	56.396	89	41.736	109	44.535	91	239		27	1:46.436	46.575	185	27.977	202	31.884	233	234
11	2:35.529	1:11.298	89	41.619	80	42.612	227	108		28	1:47.032	46.953	181	28.209	200	31.870	235	241
12	1:47.570	48.030	187	28.012	201	31.528	235	219		29	1:46.254	46.696	185	27.936	202	31.622	236	241
13	1:46.053	46.334	183	28.194	<b>204</b>	31.525	236	245		30	1:46.161	46.391	185	28.097	203	31.673	236	238
14	1:45.273	46.069	187	27.816	202	<b>31.388</b>	235	<b>247</b>		31	1:46.620	46.781	185	27.932	201	31.907	237	235
15	<b>1:45.154</b>	<b>45.973</b>	188	<b>27.775</b>	204	31.406	<b>237</b>	245		32	1:46.847	47.006	182	28.032	203	31.809	235	221
16	1:45.622	46.078	187	27.904	204	31.640	235	246		33	1:47.918	46.912	182	28.271	192	32.735	225	242
17	1:56.061	46.562	187	28.007	203			241										

309 Dirk Schulz , Porsche 997 GT3 Cup GTB Division / NLD										theoretical besttime: 1:54.080								
Lap	Time	S1	V1	S2	V2	S3	V3	Vmax		Lap	Time	S1	V1	S2	V2	S3	V3	Vmax
1	2:07.894	1:01.459	168	30.991	187	35.444	228			16	3:43.195	2:35.384	166	32.437	171	35.374	226	
2	1:55.862	50.896	174	30.570	188	34.396	228	212		17	1:56.888	51.593	172	30.319	186	34.976	229	198
3	1:55.951	51.176	173	30.222	<b>193</b>	34.553	228	195		18	1:55.203	50.614	173	30.220	191	34.369	221	208
4	1:57.221	51.437	174	29.760	187	36.024	222	208		19	1:57.197	53.322	171	29.871	184	<b>34.004</b>	228	193
5	1:58.518	51.993	168	30.854	177	35.671	222	200		20	1:54.882	50.554	170	30.098	187	34.230	<b>230</b>	209
6	1:55.741	51.177	169	29.883	193	34.681	223	192		21	1:55.863	50.623	167	30.318	184	34.922	224	<b>218</b>
7	1:55.437	50.807	173	30.009	189	34.621	227	199		22	1:55.743	51.836	165	29.829	184	34.078	226	200
8	2:03.424	54.294	158	32.302	140	36.828	184	208		23	1:56.632	50.968	175	<b>29.591</b>	185	36.073	220	210
9	2:33.278	1:06.626	94	41.372	118	45.280	109	163		24	1:55.507	51.085	173	30.191	188	34.231	222	210
10	2:37.067	1:11.087	109	42.801	82	43.179	219	109		25	1:55.936	50.759	170	30.458	178	34.719	228	206
11	2:23.717	1:15.048	143	31.649	179	37.020	211	179		26	1:55.370	<b>50.485</b>	171	29.901	184	34.984	225	217
12	1:58.133	53.549	164	30.121	179	34.463	228	183		27	1:55.710	50.687	172	30.563	186	34.460	227	217
13	1:55.541	51.706	168	29.766	189	34.069	228	206		28	<b>1:54.790</b>	50.704	171	29.988	189	34.098	225	214
14	1:55.007	50.953	<b>176</b>	29.776	189	34.278	228	213		29	1:57.454	50.935	169	31.147	185	35.372	221	193
15	2:04.953	50.859	172	30.677	182			211		30	2:00.528	52.995	164	30.381	189	37.152	186	201

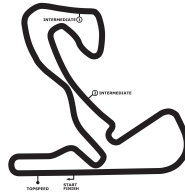
312 Hans Verhelst , Porsche 991 GTB Division / BEL										theoretical besttime: 1:49.542								
Lap	Time	S1	V1	S2	V2	S3	V3	Vmax		Lap	Time	S1	V1	S2	V2	S3	V3	Vmax
1	2:08.127	1:01.215	159	31.405	167	35.507	232			16	1:51.884	48.916	164	29.981	191	32.987	233	214
2	1:57.147	52.226	162	30.128	170	34.793	231	202		17	1:50.703	48.579	169	29.121	<b>198</b>	33.003	233	216
3	1:56.850	51.734	164	30.128	178	34.988	230	200		18	1:50.446	48.675	169	28.857	190	32.914	232	202
4	1:58.157	52.076	160	30.655	183	35.426	227	201		19	1:50.604	48.814	<b>174</b>	28.813	193	32.977	234	201
5	1:59.223	52.901	162	30.955	190	35.367	226	196		20	<b>1:50.172</b>	48.606	172	<b>28.442</b>	186	33.124	232	212
6	1:57.641	51.989	161	30.432	185	35.220	229	202		21	1:53.849	49.667	162	30.639	181	33.543	233	217
7	1:58.205	51.818	160	31.170	189	35.217	232	198		22	1:50.955	49.303	171	28.884	181	32.768	232	208
8	2:04.798	56.032	145	32.537	175	36.229	228	198		23	1:50.529	48.645	163	28.842	188	33.042	234	205
9	2:25.573	58.989	87	42.152	106	44.432	100	196		24	1:55.128	49.478	161	29.386	186	36.264	218	218
10	2:36.885	1:11.617	98	41.703	77	43.565	216	108		25	1:54.061	49.572	163	30.110	185	34.379	229	<b>223</b>
11	2:05.948	58.553	150	31.416	187	35.979	225	172		26	1:51.210	48.626	165	29.234	180	33.350	235	207
12	1:59.602	53.472	148	30.751	189	35.379	225	201		27	1:52.136	48.775	154	30.205	186	33.156	230	210
13	2:12.497	54.424	154	31.195	188			188		28	1:52.887	50.528	169	28.751	195	33.608	<b>236</b>	214
14	3:26.375	2:21.540	158	30.553	178	34.282	231			29	1:52.225	<b>48.555</b>	160	30.580	185	33.090	232	223
15	1:53.689	50.542	161	29.832	181	33.315	233	195		30	1:50.631	48.728	160	29.358	197	<b>32.545</b>	224	202

# DTM Zandvoort

Circuit Park Zandvoort, length 4307 m

10. - 12.07.2015

Supercar Challenge



## Lap Analysis race 2, 12.07.2015

-Reg.No.: 0304.15.144

328 Pierre-Etienne Bordet , Porsche 997 GT3 Cup GTB Division / FRA										theoretical besttime: 1:48.138								
Lap	Time	S1	V1	S2	V2	S3	V3	Vmax		Lap	Time	S1	V1	S2	V2	S3	V3	Vmax
1	2:00.895	58.845	172	28.894	193	33.156	239			17	1:58.192	48.841	183	28.913	208			210
2	1:51.513	48.320	174	30.044	175	33.149	229	225		18	3:07.505	2:06.049	173	28.928	200	32.528	240	
3	1:52.138	49.836	172	29.101	180	33.201	234	215		19	1:49.149	47.920	186	28.786	207	32.443	238	223
4	1:50.584	49.026	165	28.975	203	32.583	239	222		20	1:49.358	48.132	183	28.644	206	32.582	241	225
5	1:49.149	47.962	186	28.599	199	32.588	236	215		21	1:48.874	47.892	186	28.795	205	<b>32.187</b>	<b>243</b>	226
6	1:48.932	47.764	185	<b>28.363</b>	203	32.805	236	220		22	1:48.608	47.705	178	28.612	202	32.291	242	232
7	<b>1:48.327</b>	<b>47.588</b>	<b>187</b>	28.379	204	32.360	238	225		23	1:58.784	48.842	178	28.885	204			226
8	1:49.889	47.640	180	29.217	198	33.032	233	224		24	2:00.725	59.235	182	28.978	206	32.512	239	
9	1:51.278	49.214	169	29.423	204	32.641	236	208		25	1:50.805	48.343	183	28.793	204	33.669	233	233
10	1:51.273	48.758	181	29.260	198	33.255	143	217		26	1:50.865	48.567	175	29.588	208	32.710	237	220
11	2:32.700	1:09.804	105	41.855	68	41.041	237	125		27	1:50.512	48.564	183	28.836	203	33.112	241	213
12	1:51.856	50.641	178	28.577	199	32.638	237	197		28	1:50.886	49.026	184	28.996	204	32.864	236	213
13	1:48.969	47.867	186	28.447	206	32.655	239	<b>234</b>		29	1:49.787	48.668	185	28.618	206	32.501	237	221
14	1:50.100	48.195	178	29.177	204	32.728	237	220		30	1:50.711	48.986	183	29.039	206	32.686	240	223
15	1:49.818	48.486	177	28.807	204	32.525	239	221		31	1:50.994	48.104	185	28.787	<b>209</b>	34.103	238	230
16	1:49.670	48.375	185	28.662	206	32.633	239	226		32	1:50.669	48.791	185	29.119	206	32.759	240	203

334 Simon Atkinson , Lamborghini Gallardo GTB Division / GBR										theoretical besttime: 1:45.675								
Lap	Time	S1	V1	S2	V2	S3	V3	Vmax		Lap	Time	S1	V1	S2	V2	S3	V3	Vmax
1	1:59.025	57.262	164	28.726	188	33.037	236			17	<b>1:46.345</b>	46.640	180	27.972	207	31.733	238	244
2	1:50.564	49.099	167	29.502	186	31.963	234	226		18	1:46.740	<b>46.536</b>	181	28.322	204	31.882	239	243
3	1:46.795	47.180	172	27.995	202	31.620	239	239		19	1:46.884	46.886	174	28.506	206	31.492	237	232
4	1:47.428	47.401	170	28.651	207	31.376	238	250		20	1:48.448	47.986	<b>182</b>	28.934	209	31.528	240	243
5	1:47.335	47.652	172	28.255	207	31.428	239	235		21	1:47.361	47.308	178	28.140	204	31.913	222	234
6	1:46.777	46.838	172	28.098	204	31.841	237	234		22	1:46.940	46.803	174	28.370	206	31.767	238	234
7	1:47.132	47.636	175	28.050	204	31.446	<b>241</b>	225		23	1:47.828	47.818	177	28.208	205	31.802	239	239
8	1:49.716	47.821	172	28.768	178	33.127	222	226		24	1:47.019	47.349	179	28.071	206	31.599	238	236
9	1:52.820	50.590	157	29.096	195	33.134	221	197		25	1:47.503	46.806	177	28.123	205	32.574	232	236
10	2:03.011	48.903	158	29.927	119	44.181	73	209		26	1:48.435	47.909	180	28.153	<b>210</b>	32.373	237	230
11	2:34.614	1:11.348	99	41.786	66	41.480	234	105		27	1:47.333	47.017	179	28.490	203	31.826	239	237
12	1:51.342	50.129	172	28.860	200	32.353	238	228		28	1:47.363	47.141	182	28.350	208	31.872	237	<b>253</b>
13	1:46.943	47.804	181	<b>27.891</b>	207	<b>31.248</b>	238	237		29	1:47.861	47.503	176	28.316	204	32.042	239	223
14	1:48.157	47.642	181	28.218	202	32.297	239	243		30	1:51.138	49.934	176	28.471	207	32.733	232	237
15	1:56.152	47.648	171	28.285	202			230		31	1:59.680	49.750	172	28.602	201			212
16	3:18.078	2:18.370	181	28.069	207	31.639	238			32	2:00.431	59.486	177	28.658	203	32.287	201	

343 Daan Meijer , Porsche 997 GT3 Cup GTB Division / NLD										theoretical besttime: 1:46.793								
Lap	Time	S1	V1	S2	V2	S3	V3	Vmax		Lap	Time	S1	V1	S2	V2	S3	V3	Vmax
1	1:58.278	56.142	179	29.265	190	32.871	235			17	1:48.571	47.639	181	28.774	193	32.158	236	221
2	1:47.354	47.113	184	28.309	191	31.932	<b>239</b>	228		18	1:48.859	47.596	180	28.976	195	32.287	235	221
3	<b>1:47.102</b>	47.091	184	<b>28.097</b>	198	31.914	234	223		19	1:48.942	48.198	181	28.709	197	32.035	237	210
4	1:47.984	47.137	185	28.522	197	32.325	234	222		20	1:48.858	47.696	184	28.557	195	32.605	238	220
5	1:48.309	47.191	186	28.843	194	32.275	237	220		21	1:47.791	47.373	183	28.379	202	32.039	236	221
6	1:48.111	47.135	184	28.719	201	32.257	233	<b>234</b>		22	1:49.110	47.938	183	28.573	195	32.599	238	228
7	1:47.311	47.019	182	28.260	196	32.032	238	221		23	1:49.856	48.729	170	28.908	201	32.219	236	222
8	1:49.384	47.296	183	29.066	178	33.022	233	221		24	1:49.638	48.199	182	29.131	188	32.308	235	214
9	1:50.035	49.235	179	28.619	193	32.181	235	204		25	1:49.737	47.876	180	28.925	193	32.936	235	229
10	2:05.064	47.389	182	33.572	111	44.103	74	221		26	1:50.315	48.116	174	29.332	193	32.867	235	216
11	2:34.697	1:11.602	84	41.527	75	41.568	234	102		27	1:49.959	48.384	177	29.125	198	32.450	236	223
12	1:49.614	49.139	178	28.615	186	<b>31.860</b>	232	209		28	1:50.941	48.387	177	29.233	193	33.321	222	222
13	1:47.454	<b>46.836</b>	<b>188</b>	28.481	<b>203</b>	32.137	235	225		29	1:51.050	48.984	173	29.108	190	32.958	233	206
14	1:55.469	47.558	187	28.293	195			222		30	1:51.124	48.490	181	29.141	200	33.493	235	219
15	3:00.479	1:59.880	185	28.467	199	32.132	237			31	1:50.349	48.182	178	29.239	192	32.928	231	221
16	1:48.232	47.458	182	28.593	197	32.181	236	233		32	1:50.658	48.622	182	29.267	191	32.769	237	205

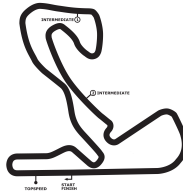
344 Ronald van Loon , BMW E46 M3 GTB Division / NLD										theoretical besttime: 1:53.008								
Lap	Time	S1	V1	S2	V2	S3	V3	Vmax		Lap	Time	S1	V1	S2	V2	S3	V3	Vmax
1	2:03.736	59.384	166	30.219	167	34.133	<b>217</b>			3	1:53.169	50.040	170	<b>29.409</b>	<b>185</b>	33.720	214	223
2	<b>1:53.064</b>	<b>50.039</b>	<b>170</b>	29.465	182	<b>33.560</b>	215	<b>223</b>										

# DTM Zandvoort

Circuit Park Zandvoort, length 4307 m

10. - 12.07.2015

Supercar Challenge



-Reg.No.: 0304.15.144

## Lap Analysis race 2, 12.07.2015

375 Ward Sluys , BMW M4 Silhouette GTB Division / BEL									theoretical besttime: 1:46.047								
Lap	Time	S1	V1	S2	V2	S3	V3	Vmax	Lap	Time	S1	V1	S2	V2	S3	V3	Vmax
1	1:58.484	56.503	171	29.170	186	32.811	228		17	3:32.299	2:30.807	172	28.934	200	32.558	228	
2	1:50.525	49.361	173	29.337	199	31.827	232	214	18	1:50.483	49.123	178	28.703	201	32.657	228	227
3	1:47.093	46.867	183	28.389	201	31.837	231	231	19	1:48.768	48.175	180	28.360	201	32.233	230	235
4	<b>1:46.872</b>	46.672	181	28.216	199	31.984	233	240	20	1:48.676	47.990	179	28.441	201	32.245	230	227
5	1:46.934	46.821	179	28.094	201	32.019	232	232	21	1:48.537	48.011	178	28.483	199	32.043	232	235
6	1:47.821	46.643	184	28.585	198	32.593	230	241	22	1:48.208	47.989	177	28.211	201	32.008	231	237
7	1:47.021	46.941	183	28.270	200	31.810	234	238	23	1:48.398	47.222	182	28.699	197	32.477	228	238
8	1:49.635	47.254	173	29.009	174	33.372	223	241	24	1:48.304	47.749	178	28.368	200	32.187	228	234
9	1:50.992	49.503	173	28.815	193	32.674	232	201	25	1:49.861	48.145	179	28.429	202	33.287	221	236
10	2:04.221	49.013	161	31.096	112	44.112	77	231	26	1:49.300	47.976	179	28.434	200	32.890	225	231
11	2:34.754	1:11.543	92	41.530	72	41.681	230	111	27	1:48.878	47.921	180	28.594	199	32.363	229	235
12	1:50.028	50.269	180	<b>28.045</b>	<b>202</b>	<b>31.714</b>	<b>235</b>	205	28	1:48.492	47.687	181	28.549	200	32.256	228	238
13	1:47.794	46.797	183	28.540	201	32.457	234	<b>244</b>	29	1:49.629	47.713	180	28.983	198	32.933	229	237
14	1:47.454	46.936	173	28.555	201	31.963	232	243	30	1:48.859	47.875	176	28.644	201	32.340	229	233
15	1:47.033	<b>46.288</b>	<b>185</b>	28.180	202	32.565	232	243	31	1:48.897	47.756	179	28.585	201	32.556	228	238
16	1:59.081	47.563	185	28.238	202			239	32	1:48.818	47.650	178	28.355	201	32.813	196	239

376 Bob Herber , BMW M4 Silhouette GTB Division / NLD									theoretical besttime: 1:45.995								
Lap	Time	S1	V1	S2	V2	S3	V3	Vmax	Lap	Time	S1	V1	S2	V2	S3	V3	Vmax
1	1:56.145	54.869	176	29.087	197	32.189	<b>234</b>		17	<b>1:46.343</b>	46.610	184	28.179	201	31.554	231	241
2	1:47.522	47.290	184	28.284	199	31.948	230	241	18	1:47.506	46.704	<b>187</b>	28.816	200	31.986	227	240
3	1:47.456	47.011	184	28.461	201	31.984	231	239	19	1:47.968	47.283	184	28.930	197	31.755	233	237
4	1:47.498	47.119	182	28.516	200	31.863	229	241	20	1:47.077	47.190	183	<b>28.041</b>	202	31.846	231	233
5	1:47.120	46.729	184	28.243	198	32.148	228	239	21	1:49.188	48.643	170	29.031	200	<b>31.514</b>	232	241
6	1:46.644	46.833	185	28.231	200	31.580	230	239	22	1:46.952	47.278	185	28.153	201	31.521	233	<b>242</b>
7	1:46.672	46.659	185	28.215	199	31.798	229	240	23	1:55.211	46.722	186	28.259	200			241
8	1:48.359	46.821	185	28.551	200	32.987	222	240	24	1:57.621	57.629	186	28.246	202	31.746	231	
9	1:50.348	48.271	175	29.285	195	32.792	230	232	25	1:47.767	46.446	186	28.220	202	33.101	228	241
10	2:11.029	48.656	175	37.834	103	44.539	83	231	26	1:50.132	47.890	174	29.439	201	32.803	228	237
11	2:34.829	1:11.313	97	41.341	79	42.175	225	98	27	1:48.239	<b>46.440</b>	185	29.836	198	31.963	229	241
12	1:49.909	49.677	178	28.403	198	31.829	232	202	28	1:46.756	46.661	185	28.238	201	31.857	230	240
13	1:47.701	47.140	185	28.189	201	32.372	230	241	29	1:49.683	47.373	172	29.277	200	33.033	225	241
14	1:57.257	47.622	179	28.291	199			241	30	1:52.668	52.245	185	28.359	<b>205</b>	32.064	231	234
15	2:56.092	1:56.009	184	28.119	199	31.964	232		31	1:50.673	49.062	166	28.828	201	32.783	225	239
16	1:46.371	46.467	185	28.115	198	31.789	232	241	32	1:49.817	47.939	178	29.203	199	32.675	180	235

377 Ruud Olij , BMW M3 V8 GTB Division / NLD									theoretical besttime: 1:49.045								
Lap	Time	S1	V1	S2	V2	S3	V3	Vmax	Lap	Time	S1	V1	S2	V2	S3	V3	Vmax
1	2:02.204	59.891	176	29.457	197	32.856	232		17	2:00.648	48.324	181	29.654	197			223
2	1:50.903	48.418	180	29.349	181	33.136	<b>233</b>	232	18	3:01.412	1:58.735	179	29.446	196	33.231	232	
3	1:52.316	49.323	168	29.563	196	33.430	229	225	19	1:50.424	48.118	182	29.274	200	33.032	232	233
4	1:51.354	48.742	160	29.445	198	33.167	229	222	20	1:51.072	48.689	181	29.396	201	32.987	231	233
5	1:49.678	47.862	182	29.057	198	32.759	233	232	21	1:51.215	48.667	180	29.398	200	33.150	232	227
6	1:50.094	48.228	174	29.346	198	<b>32.520</b>	232	226	22	1:51.144	48.211	180	29.431	201	33.502	232	233
7	<b>1:49.112</b>	<b>47.573</b>	<b>185</b>	<b>28.952</b>	<b>201</b>	32.587	232	237	23	1:52.367	48.841	176	30.164	182	33.362	232	231
8	1:52.283	47.839	180	30.494	188	33.950	228	<b>240</b>	24	1:52.428	49.295	180	29.607	198	33.526	231	220
9	1:51.485	49.020	177	29.504	196	32.961	232	206	25	1:53.153	48.952	178	29.446	198	34.755	223	232
10	1:51.120	48.639	179	29.662	198	32.819	232	212	26	1:53.603	49.717	177	29.972	192	33.914	227	218
11	2:27.344	1:04.501	94	42.121	64	40.722	233	194	27	1:53.794	49.660	178	30.296	196	33.838	230	221
12	1:52.935	50.689	174	29.334	196	32.912	233	206	28	1:53.466	49.376	178	30.334	195	33.756	229	231
13	1:51.856	49.132	175	29.628	198	33.096	232	227	29	1:53.377	49.053	176	30.322	197	34.002	230	227
14	1:51.092	48.911	181	29.359	200	32.822	230	233	30	1:53.550	48.962	179	30.065	190	34.523	228	233
15	1:50.027	48.049	183	29.190	199	32.788	232	230	31	1:55.543	50.565	175	30.632	196	34.346	230	222
16	1:50.052	47.965	184	29.218	198	32.869	231	239	32	1:54.498	50.086	174	30.302	188	34.110	229	214

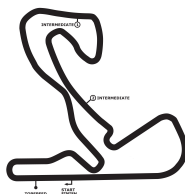


# DTM Zandvoort

Circuit Park Zandvoort, length 4307 m

10. - 12.07.2015

Supercar Challenge



## Lap Analysis race 2, 12.07.2015

-Reg.No.: 0304.15.144

**399 Patrick Lamster , Porsche 997 CUP GTB Division / BEL**

**theoretical besttime: 1:45.125**


Lap	Time	S1	V1	S2	V2	S3	V3	Vmax	Lap	Time	S1	V1	S2	V2	S3	V3	Vmax
1	1:58.237	56.002	176	28.880	188	33.355	229		18	1:45.653	46.199	184	28.019	203	31.435	239	227
2	1:54.061	49.512	169	30.580	176	33.969	235	218	19	1:45.509	46.248	187	27.797	206	31.464	239	223
3	1:53.006	49.802	175	29.102	195	34.102	232	225	20	1:45.677	<b>46.137</b>	185	28.079	203	31.461	237	<b>241</b>
4	1:50.917	48.661	169	29.390	197	32.866	232	223	21	1:45.660	46.452	188	27.739	202	31.469	<b>242</b>	226
5	1:49.993	48.016	178	28.746	199	33.231	233	225	22	1:48.821	48.273	166	28.475	196	32.073	237	226
6	1:49.700	48.300	178	28.619	205	32.781	233	220	23	1:47.160	47.608	185	28.292	202	<b>31.260</b>	238	226
7	1:49.350	47.788	178	28.914	<b>206</b>	32.648	236	232	24	1:45.703	46.343	186	28.070	204	31.290	241	229
8	1:51.874	47.775	174	30.415	186	33.684	233	235	25	1:46.902	46.783	182	28.367	199	31.752	240	231
9	1:50.618	48.837	169	29.082	204	32.699	233	219	26	1:48.671	46.658	180	28.252	200	33.761	220	233
10	1:50.886	48.506	173	29.568	202	32.812	231	223	27	1:50.903	48.738	169	29.393	195	32.772	235	216
11	2:29.000	1:05.802	97	42.089	67	41.109	237	172	28	1:46.734	46.992	184	28.210	204	31.532	238	225
12	1:52.859	50.776	173	29.289	196	32.794	233	210	29	1:46.490	46.692	184	28.129	204	31.669	241	233
13	1:51.489	49.316	173	29.614	202	32.559	235	221	30	1:46.136	46.401	187	28.136	204	31.599	240	229
14	2:00.674	49.286	173	29.269	205			231	31	1:47.003	46.867	183	28.390	200	31.746	239	229
15	3:01.293	2:01.959	<b>188</b>	27.834	204	31.500	238		32	1:47.150	46.405	185	28.860	204	31.885	237	229
16	1:46.078	46.987	180	27.792	206	31.299	239	231	33	1:47.629	47.592	182	28.518	202	31.519	239	234
17	<b>1:45.445</b>	46.411	186	<b>27.728</b>	205	31.306	240	217									

# DTM Zandvoort

Circuit Park Zandvoort, length 4307 m

10. - 12.07.2015

Supercar Challenge



## Best Sector Times race 2

Pos.	sector 1			sector 2			sector 3			theoretical and best lap time				
	No	Driver	Time	No	Driver	Time	No	Driver	Time	No	Driver	theoretical	Best	Pos
1	101	Grouwels-Snoeks	43.534	110	Vandierendonck-van	26.444	110	Vandierendonck-van	29.415	110	Vandierendonck-van	1:39.437	1:39.559	
2	110	Vandierendonck-van	43.578	101	Grouwels-Snoeks	26.452	101	Grouwels-Snoeks	29.554	101	Grouwels-Snoeks	1:39.540	1:39.588	
3	102	Zumbrink H.	44.260	102	Zumbrink H.	26.707	102	Zumbrink H.	30.023	102	Zumbrink H.	1:40.990	1:41.289	
4	106	Koebolt-Stoffel	44.647	174	Morcillo-Cintrano	26.743	174	Morcillo-Cintrano	30.053	174	Morcillo-Cintrano	1:41.561	1:41.782	
5	174	Morcillo-Cintrano	44.765	106	Koebolt-Stoffel	26.744	106	Koebolt-Stoffel	30.279	106	Koebolt-Stoffel	1:41.670	1:41.732	
6	121	Kohler-Kuijjer	45.269	121	Kohler-Kuijjer	27.391	121	Kohler-Kuijjer	30.780	121	Kohler-Kuijjer	1:43.440	1:43.924	
7	111	Thuis H.	45.715	170	Bouwhuis N.	27.442	111	Thuis H.	30.870	111	Thuis H.	1:44.051	1:44.582	
8	305	Dontje-Kool	45.973	111	Thuis H.	27.466	170	Bouwhuis N.	31.047	170	Bouwhuis N.	1:44.496	1:44.548	
9	170	Bouwhuis N.	46.007	399	Lamster-Molenaar	27.728	334	Atkinson S.	31.248	399	Lamster-Molenaar	1:45.125	1:45.445	
10	399	Lamster-Molenaar	46.137	305	Dontje-Kool	27.775	399	Lamster-Molenaar	31.260	305	Dontje-Kool	1:45.136	1:45.154	
11	375	Sluys-Jonckheere	46.288	334	Atkinson S.	27.891	305	Dontje-Kool	31.388	334	Atkinson S.	1:45.675	1:46.345	
12	376	Herber B.	46.440	376	Herber B.	28.041	376	Herber B.	31.514	376	Herber B.	1:45.995	1:46.343	
13	334	Atkinson S.	46.536	375	Sluys-Jonckheere	28.045	375	Sluys-Jonckheere	31.714	375	Sluys-Jonckheere	1:46.047	1:46.872	
14	343	Meijer D.	46.836	343	Meijer D.	28.097	302	van Berlo M.	31.848	343	Meijer D.	1:46.793	1:47.102	
15	302	van Berlo M.	47.010	302	van Berlo M.	28.315	343	Meijer D.	31.860	302	van Berlo M.	1:47.173	1:47.719	
16	377	Olij R.	47.573	328	Bordet P.	28.363	328	Bordet P.	32.187	328	Bordet P.	1:48.138	1:48.327	
17	328	Bordet P.	47.588	312	Verhelst-Verheyen	28.442	377	Olij R.	32.520	377	Olij R.	1:49.045	1:49.112	
18	312	Verhelst-Verheyen	48.555	377	Olij R.	28.952	312	Verhelst-Verheyen	32.545	312	Verhelst-Verheyen	1:49.542	1:50.172	
19	344	van Loon R.	50.039	344	van Loon R.	29.409	344	van Loon R.	33.560	344	van Loon R.	1:53.008	1:53.064	
20	309	Schulz D.	50.485	309	Schulz D.	29.591	309	Schulz D.	34.004	309	Schulz D.	1:54.080	1:54.790	



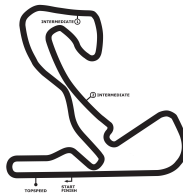


# DTM Zandvoort

Circuit Park Zandvoort, length 4307 m

10. - 12.07.2015

Supercar Challenge



## Topspeed race 2, 12.07.2015

-Reg.No.: 0304.15.144

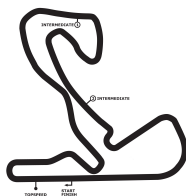
Car No.	Driver	Make	Speed km/h
101	Roger Grouwels	Dodge Viper GT3-R	270
110	Nicolas Vandierendonck	Corvette ZR1 GT1	264
106	Max Koebolt	Volvo S60 V8	259
102	Henry Zumbrink	Volvo S60 V8	253
334	Simon Atkinson	Lamborghini Gallardo	253
121	Nol Kohler	Solution F V8	249
302	Marcel van Berlo	Porsche 997 GT3 Cup	249
305	Milan Dontje	Corvette GT4	247
375	Ward Sluys	BMW M4 Silhouette	244
376	Bob Herber	BMW M4 Silhouette	242
399	Patrick Lamster	Porsche 997 CUP	241
377	Ruud Olij	BMW M3 V8	240
174	Javier Morcillo	Mosler MT900R GT3	239
328	Pierre-Etienne Bordet	Porsche 997 GT3 Cup	234
343	Daan Meijer	Porsche 997 GT3 Cup	234
111	Henk Thuis	Radical RXC 2.7 V8	232
312	Hans Verhelst	Porsche 991	223
344	Ronald van Loon	BMW E46 M3	223
170	Niels Bouwhuis	Praga R1	222
309	Dirk Schulz	Porsche 997 GT3 Cup	218

# DTM Zandvoort

Circuit Park Zandvoort, length 4307 m

10. - 12.07.2015


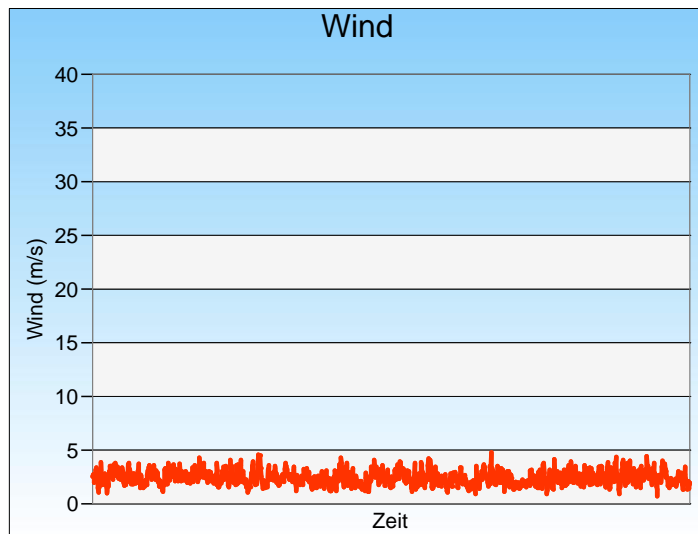
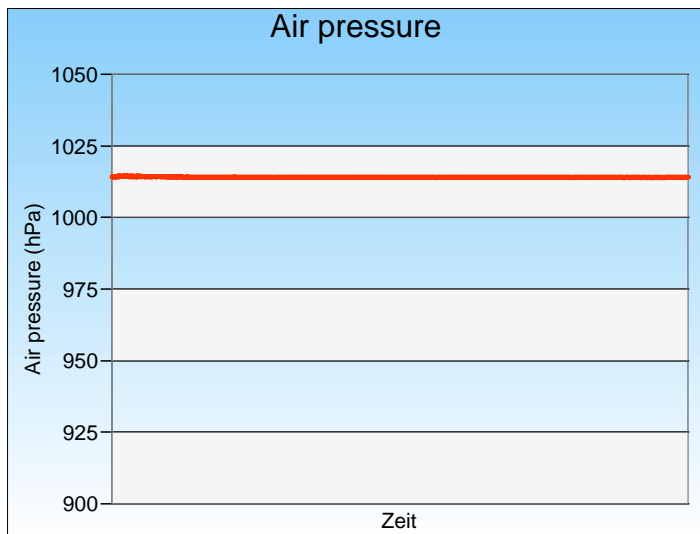
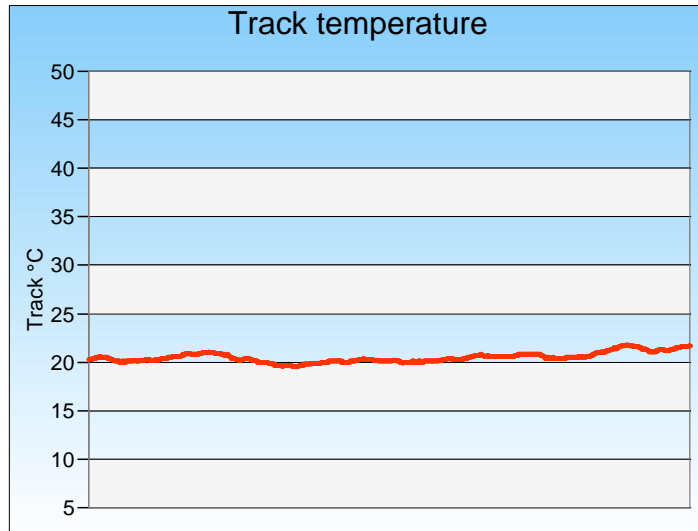
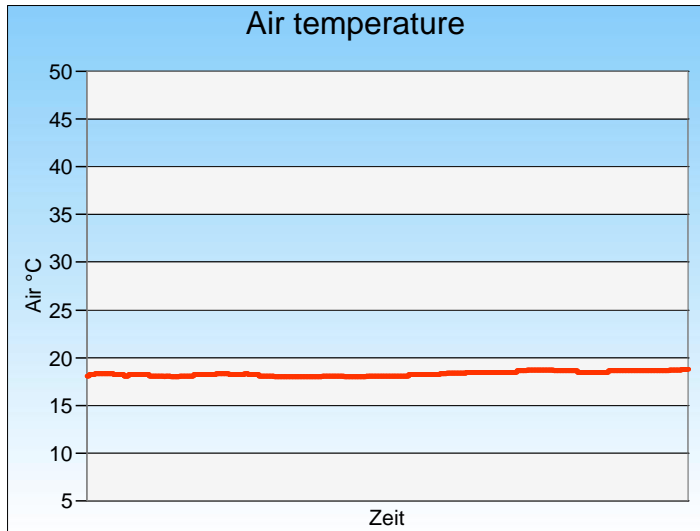
Supercar Challenge



## Weather race 2

-Reg.No.: 0304.15.144

12.07.2015, 15:55:00 - 16:55:00



Weather:

cloudy




# DTM Zandvoort

Circuit Park Zandvoort, length 4307 m

10. - 12.07.2015

Supercar Challenge

## Starting grid race 2



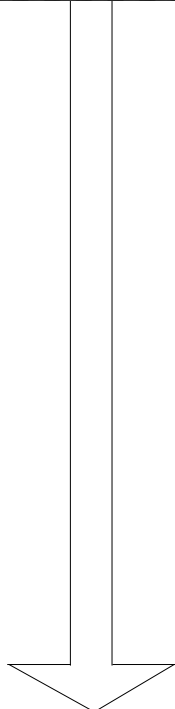
-Reg.No.: 0304.15.144

377	Olij, Ruud	
	BMW M3 V8	
309	Schulz, Dirk	1:58.024
	Porsche 997 GT3 Cup	
312	Verhelst, Hans	1:50.382
	Porsche 991	
334	Atkinson, Simon	1:47.548
	Lamborghini Gallardo	
343	Meijer, Daan	1:47.297
	Porsche 997 GT3 Cup	
376	Herber, Bob	1:45.092
	BMW M4 Silhouette	
399	Lamster, Patrick	1:44.957
	Porsche 997 CUP	
305	Dontje, Milan	1:43.990
	Corvette GT4	
174	Morcillo, Javier	1:42.761
	Mosler MT900R GT3	
102	Zumbrink, Henry	1:40.854
	Volvo S60 V8	
101	Grouwels, Roger	1:38.938
	Dodge Viper GT3-R	

### Pole Position

11  
10  
9  
8  
7  
6  
5  
4  
3  
2  
1

173	van Elk, Berry	
	Mosler MT900R GT3	
344	van Loon, Ronald	1:52.711
	BMW E46 M3	
328	Bordet, Pierre-Etienne	1:49.050
	Porsche 997 GT3 Cup	
302	van Berlo, Marcel	1:47.310
	Porsche 997 GT3 Cup	
375	Sluys, Ward	1:46.984
	BMW M4 Silhouette	
170	Bouwhuis, Niels	1:45.082
	Praga R1	
121	Kohler, Nol	1:44.834
	Solution F V8	
111	Thuis, Henk	1:42.845
	Radical RXC 2.7 V8	
106	Koebolt, Max	1:41.601
	Volvo S60 V8	
110	Vandierendonck, Nicolas	1:40.032
	Corvette ZR1 GT1	



Subject to final scrutineering !