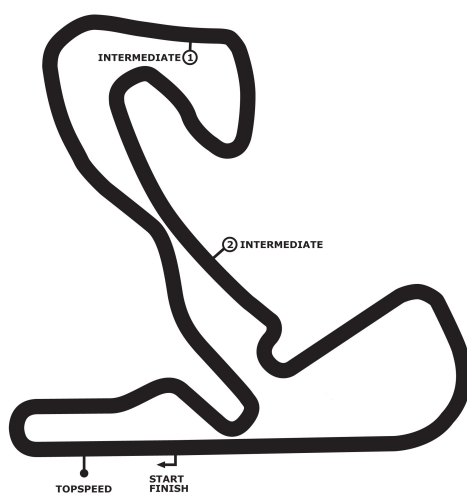




DTM Zandvoort

race 1



Circuit Park Zandvoort 4307 m

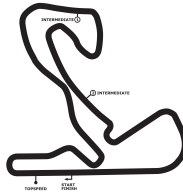
10. - 12.07.2015

DTM Zandvoort

Circuit Park Zandvoort, length 4307 m

10. - 12.07.2015

Supercar Challenge



Result race 1, 11.07.2015

-Reg.No.: 0304.15.144

started : 21 qualified : 15 not qualified : 6

Rk.	No.	Cl	Driver / Nat	Team	Car	laps	Time	GAP	fast lap
1	102	S	Henry Zumbrink / NLD	Volvo Reede Racing by DayVTec	Volvo S60 V8	34	1:00:25.448		1:41.997
2	101	S	Roger Grouwels / NLD Kelvin Snoeks / NLD	Team RaceArt	Dodge Viper GT3-R	34	1:00:29.592	04.144	1:40.826
3	110	S	Nicolas Vandierendonck / BEL Jeffrey van Hooydonk / BE	Shipex Srt Racing	Corvette ZR1 GT1	34	1:01:21.140	55.692	1:39.305
4	111	S	Henk Thuis / NLD	Radical Benelux	Radical RXC 2.7 V8	34	1:01:22.773	57.325	1:42.807
5	170	S	Niels Bouwhuis / NLD	Divitec Racing	Praga R1	33	1:00:30.063	1 Runde	1:44.363
6	121	S	Nol Kohler / NLD Carlo Kuijer / NLD	BlueBerry Racing	Solution F V8	33	1:00:46.953	1 Runde	1:44.197
7	375	G	Ward Sluys / BEL Frédérique Jonckheere / BEL	JR Motorsport	BMW M4 Silhouette	33	1:02:02.807	1 Runde	1:45.828
8	302	G	Marcel van Berlo / NLD	Van Berlo Racing	Porsche 997 GT3 Cup	32	1:00:29.553	2 Runden	1:47.710
9	328	G	Pierre-Etienne Bordet / FR,	First Motorsport	Porsche 997 GT3 Cup	32	1:00:31.380	2 Runden	1:48.824
10	399	G	Patrick Lamster / BEL Donald Molenaar / NLD	Euroseal/EMG Motorsport	Porsche 997 CUP	32	1:00:53.409	2 Runden	1:46.213
11	344	G	Ronald van Loon / NLD	BlueBerry Racing	BMW E46 M3	31	1:00:52.449	3 Runden	1:53.373
12	343	G	Daan Meijer / NLD	Lammertink Racing	Porsche 997 GT3 Cup	31	1:01:01.930	3 Runden	1:46.137
13	312	G	Hans Verhelst / BEL Guy Verheyen / BEL	GHK Racing (Speedlover)	Porsche 991	31	1:01:25.665	3 Runden	1:52.055
14	174	S	Javier Morcillo / ESP Manuel Cintrano / ESP	Neil Garner Motorsport	Mosler MT900R GT3	31	1:01:34.168	3 Runden	1:42.324
15	173	S	Berry van Elk / NLD	BlueBerry Racing	Mosler MT900R GT3	27	1:00:32.362	7 Runden	1:44.418
NOT CLASSIFIED									
	377	G	Ruud Olij / NLD	Olij Racing	BMW M3 V8	18	39:42.366	16 Runder	1:50.666
	305	G	Milan Dontje / NLD Ferdinand Kool / NLD	Day-V-Tec	Corvette GT4	15	26:43.556	19 Runder	1:45.587
	376	G	Bob Herber / NLD	Rapide Racing	BMW M4 Silhouette	15	29:27.763	19 Runder	1:46.820
	106	S	Max Koebolt / NLD Pol Stoffel / LUX	Day-V-Tec	Volvo S60 V8	14	24:11.680	20 Runder	1:42.085
	334	G	Simon Atkinson / GBR	Backdraft Motorsport	Lamborghini Gallardo	7	13:38.506	27 Runder	1:48.849
	309	G	Dirk Schulz / NLD	Topper Team	Porsche 997 GT3 Cup	6	11:43.651	28 Runder	1:53.781

fastest lap: #110 Vandierendonck/van Hooydonk 1:39.305 = 156.137 km/h in lap 2 average: = 145.410 km/h

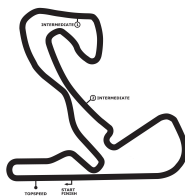
subject to final scrutineering !

DTM Zandvoort

Circuit Park Zandvoort, length 4307 m

10. - 12.07.2015

Supercar Challenge



Result Class race 1

-Reg.No.: 0304.15.144

POS	No	Cl.	G	Driver, Place	Team Make	Laps	Time	Gap	Int	Avg Total	Best Avg
-----	----	-----	---	---------------	-----------	------	------	-----	-----	-----------	----------

GTB Division

Started: 12

Classified: 7

Not Classified: 5

1	375	GTB		Ward Sluys, BEL	JR Motorsport	33	1:02:02.807			137.442	1:45.828	4
				Frédérique Jonckheere, BEL	BMW M4 Silhouette							
2	302	GTB		Marcel van Berlo, NLD	Van Berlo Racing	32	1:00:29.553	1 Rd.		136.702	1:47.710	5
					Porsche 997 GT3 Cup							
3	328	GTB		Pierre-Etienne Bordet, FRA	First Motorsport	32	1:00:31.380	1 Rd.		136.633	1:48.824	12
					Porsche 997 GT3 Cup							
4	399	GTB		Patrick Lamster, BEL	Euroseal/EMG Motorspor	32	1:00:53.409	1 Rd.		135.809	1:46.213	30
				Donald Molenaar, NLD	Porsche 997 CUP							
5	344	GTB		Ronald van Loon, NLD	BlueBerry Racing	31	1:00:52.449	2 Rd.		131.600	1:53.373	16
					BMW E46 M3							
6	343	GTB		Daan Meijer, NLD	Lammertink Racing	31	1:01:01.930	2 Rd.		131.259	1:46.137	3
					Porsche 997 GT3 Cup							
7	312	GTB		Hans Verhelst, BEL	GHK Racing (Speedlover	31	1:01:25.665	2 Rd.		130.414	1:52.055	27
				Guy Verheyen, BEL	Porsche 991							

NOT CLASSIFIED

377	GTB			Ruud Olij, NLD	Olij Racing	18	39:42.366	15 Rd.		117.150	1:50.666	5
					BMW M3 V8							
305	GTB			Milan Dontje, NLD	Day-V-Tec	15	26:43.556	18 Rd.		145.039	1:45.587	4
				Ferdinand Kool, NLD	Corvette GT4							
376	GTB			Bob Herber, NLD	Rapide Racing	15	29:27.763	18 Rd.		131.566	1:46.820	3
					BMW M4 Silhouette							
334	GTB			Simon Atkinson, GBR	Backdraft Motorsport	7	13:38.506	26 Rd.		132.603	1:48.849	5
					Lamborghini Gallardo							
309	GTB			Dirk Schulz, NLD	Topper Team	6	11:43.651	27 Rd.		132.212	1:53.781	6
					Porsche 997 GT3 Cup							

subject to final scrutineering

SuperGT Division

Started: 9

Classified: 8

Not Classified: 1

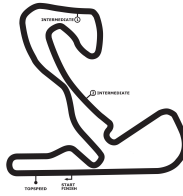
1	102	SGT		Henry Zumbrink, NLD	Volvo Reede Racing by DayV/Tec	34	1:00:25.448			145.410	1:41.997	4
					Volvo S60 V8							
2	101	SGT		Roger Grouwels, NLD	Team RaceArt	34	1:00:29.592	04.144		145.244	1:40.826	19
				Kelvin Snoeks, NLD	Dodge Viper GT3-R							
3	110	SGT		Nicolas Vandierendonck, BEL	Shipex Srt Racing	34	1:01:21.140	55.692		143.210	1:39.305	2
				Jeffrey van Hooydonk, BEL	Corvette ZR1 GT1							
4	111	SGT		Henk Thuis, NLD	Radical Benelux	34	1:01:22.773	57.325		143.147	1:42.807	5
					Radical RXC 2.7 V8							
5	170	SGT		Niels Bouwhuis, NLD	Divitec Racing	33	1:00:30.063	1 Rd.		140.954	1:44.363	8
					Praga R1							
6	121	SGT		Nol Kohler, NLD	BlueBerry Racing	33	1:00:46.953	1 Rd.		140.301	1:44.197	12
				Carlo Kuijjer, NLD	Solution F V8							
7	174	SGT		Javier Morcillo, ESP	Neil Garner Motorsport	31	1:01:34.168	3 Rd.		130.114	1:42.324	5
				Manuel Cintrano, ESP	Mosler MT900R GT3							
8	173	SGT		Berry van Elk, NLD	BlueBerry Racing	27	1:00:32.362	7 Rd.		115.253	1:44.418	9
					Mosler MT900R GT3							

DTM Zandvoort

Circuit Park Zandvoort, length 4307 m

10. - 12.07.2015

Supercar Challenge



Result Class race 1

-Reg.No.: 0304.15.144

POS	No	Cl.	G	Driver, Place	Team Make	Laps	Time	Gap	Int	Avg Total	Best Avg
-----	----	-----	---	---------------	-----------	------	------	-----	-----	-----------	----------

NOT CLASSIFIED

106	SGT			Max Koebolt, NLD Pol Stoffel, LUX	Day-V-Tec Volvo S60 V8	14	24:11.680		20 Rd.	149.532	1:42.085 11
-----	-----	--	--	--------------------------------------	---------------------------	----	-----------	--	--------	---------	-------------

**Fastest Lapttime: 110 Vandierendonck/van Hooydonk 1:39.305 = 156.137 km/h
subject to final scrutineering**

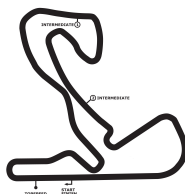
Issued:	- Clerk of the Course:	- Timekeeper:
---------	------------------------	---------------

DTM Zandvoort

Circuit Park Zandvoort, length 4307 m

10. - 12.07.2015

Supercar Challenge



Lap by Lap race 1, 11.07.2015

-Reg.No.: 0304.15.144

101 Roger Grouwels , Dodge Viper GT3-R SuperGT Division / NLD															
1	1:49.021	2	1:43.167	3	1:42.992	4	1:42.864	5	1:42.916	6	1:44.545	7	1:43.326	8	1:42.966
9	1:43.560	10	1:45.105	11	1:44.955	12	1:43.427	13	1:43.270	14	1:42.458	pit	1:52.327	16	3:41.246
17	1:40.968	18	1:43.358	19	1:40.826	20	1:41.477	21	1:41.771	22	1:42.557	23	1:42.130	24	1:42.577
25	1:42.605	26	1:42.150	27	1:42.166	28	1:42.341	29	1:42.350	30	1:42.246	31	1:42.638	32	1:43.212
33	1:42.794	34	1:43.281												

102 Henry Zumbrink , Volvo S60 V8 SuperGT Division / NLD															
1	1:47.936	2	1:42.027	3	1:42.004	4	1:41.997	5	1:42.160	6	1:42.633	7	1:42.367	8	1:43.112
9	1:42.909	10	1:42.686	11	1:43.166	12	1:43.633	13	1:43.147	14	1:43.676	pit	1:54.367	16	3:09.910
17	1:42.984	18	1:42.995	19	1:45.135	20	1:42.932	21	1:44.082	22	1:43.674	23	1:43.516	24	1:43.652
25	1:43.852	26	1:43.498	27	1:46.453	28	1:44.735	29	1:44.179	30	1:45.066	31	1:44.426	32	1:45.249
33	1:44.608	34	1:46.682												

106 Max Koebolt , Volvo S60 V8 SuperGT Division / NLD															
1	1:50.188	2	1:42.905	3	1:43.009	4	1:42.686	5	1:43.042	6	1:44.425	7	1:43.410	8	1:42.904
9	1:43.206	10	1:44.428	11	1:42.085	12	1:42.393	13	1:43.987	14	1:43.012				

110 Nicolas Vandierendonck , Corvette ZR1 GT1 SuperGT Division / BEL															
1	1:43.187	2	1:39.305	3	1:40.179	4	1:40.101	5	1:40.169	6	1:42.251	7	1:42.774	8	1:42.095
9	1:41.406	10	1:41.151	11	1:42.079	12	1:41.310	13	1:41.801	14	1:41.646	15	1:42.298	16	1:42.367
17	1:41.971	18	1:41.662	pit	1:51.515	20	3:38.362	21	2:03.447	22	1:47.467	23	1:48.786	24	1:47.617
25	1:46.905	26	1:48.030	27	1:47.527	28	1:46.842	29	1:47.334	30	1:47.563	31	1:46.696	32	1:47.374
33	1:47.652	34	1:50.271												

111 Henk Thuis , Radical RXC 2.7 V8 SuperGT Division / NLD															
1	1:52.068	2	1:43.753	3	1:43.153	4	1:43.233	5	1:42.807	6	1:43.617	7	1:44.250	8	1:43.303
9	1:44.926	10	1:43.876	11	1:45.599	12	1:44.077	13	1:43.893	14	1:44.629	15	1:43.935	pit	1:57.211
17	3:04.226	18	1:45.269	19	1:47.154	20	1:45.158	21	1:44.262	22	1:44.181	23	1:48.366	24	1:44.575
25	1:44.589	26	1:47.953	27	1:51.573	28	1:45.332	29	1:45.449	30	1:47.574	31	1:45.921	32	1:47.554
33	1:47.598	34	1:51.709												

121 Nol Kohler , Solution F V8 SuperGT Division / NLD															
1	1:54.909	2	1:46.710	3	1:45.181	4	1:44.385	5	1:44.335	6	1:45.360	7	1:45.340	8	1:44.946
9	1:44.340	10	1:46.100	11	1:44.545	12	1:44.197	13	1:48.389	14	1:45.148	15	1:45.327	16	1:46.298
17	1:45.838	pit	1:54.475	19	3:14.680	20	1:48.114	21	1:48.631	22	1:47.992	23	1:51.256	24	1:51.541
25	1:50.925	26	1:49.567	27	1:49.125	28	1:49.524	29	1:49.561	30	1:49.843	31	1:51.188	32	1:49.868
33	1:49.315														

170 Niels Bouwhuis , Praga R1 SuperGT Division / NLD															
1	1:55.949	2	1:46.554	3	1:45.698	4	1:45.519	5	1:46.342	6	1:45.430	7	1:44.940	8	1:44.363
9	1:44.803	10	1:45.247	11	1:44.979	12	1:45.395	13	1:45.278	14	1:44.762	pit	1:52.640	16	2:59.376
17	1:49.704	18	2:12.851	pit	1:52.903	20	1:57.226	21	1:45.244	22	1:44.725	23	1:44.604	24	1:44.852
25	1:49.425	26	1:45.073	27	1:45.221	28	1:47.092	29	1:45.446	30	1:45.482	31	1:45.013	32	1:46.722
33	1:51.205														

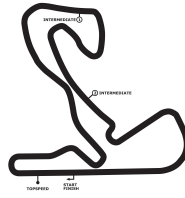
173 Berry van Elk , Mosler MT900R GT3 SuperGT Division / NLD															
1	2:01.300	2	1:50.423	3	1:46.584	4	2:04.642	pit	4:50.270	6	7:15.091	7	1:46.210	8	1:44.971
9	1:44.418	10	1:46.628	pit	1:56.654	12	4:24.087	13	1:52.151	14	1:46.630	15	1:46.821	16	1:45.470
17	2:07.623	18	1:48.743	19	1:48.659	20	1:46.470	21	1:46.855	22	1:46.482	23	1:48.039	24	1:48.610

DTM Zandvoort

Circuit Park Zandvoort, length 4307 m

10. - 12.07.2015

Supercar Challenge



Lap by Lap race 1, 11.07.2015

-Reg.No.: 0304.15.144

25	1:47.518	26	1:50.312	27	1:50.701											
----	----------	----	----------	----	----------	--	--	--	--	--	--	--	--	--	--	--

174 Javier Morcillo , Mosler MT900R GT3 SuperGT Division / ESP

1	1:51.566	2	1:43.391	3	1:42.851	4	1:42.532	5	1:42.324	6	1:44.217	7	1:43.373	8	1:43.046
9	1:44.408	10	1:53.045	11	1:44.197	12	1:43.240	13	1:43.187	14	1:44.025	15	1:43.233	16	1:44.116
17	1:44.735	pit	1:57.647	19	3:18.172	20	1:53.884	21	1:53.305	22	1:51.007	23	1:54.757	24	1:55.948
25	1:57.608	26	1:59.522	27	2:01.784	28	2:00.615	pit	4:00.816	30	3:02.837	31	2:08.780		

302 Marcel van Berlo , Porsche 997 GT3 Cup GTB Division / NLD

1	1:58.419	2	1:51.080	3	1:48.225	4	1:49.701	5	1:47.710	6	1:50.225	7	1:48.846	8	1:49.306
9	1:49.285	10	1:49.412	11	1:49.533	12	1:49.582	13	1:48.908	14	1:49.497	15	1:49.565	pit	2:00.131
17	3:01.671	18	1:50.662	19	1:49.548	20	1:49.109	21	1:51.200	22	2:08.647	23	1:49.618	24	1:51.357
25	1:50.621	26	1:50.425	27	1:50.325	28	1:52.474	29	1:51.510	30	1:50.327	31	1:51.201	32	1:51.433

305 Milan Dontje , Corvette GT4 GTB Division / NLD

1	1:54.628	2	1:46.524	3	1:46.560	4	1:45.587	5	1:46.821	6	1:47.097	7	1:46.642	8	1:46.987
9	1:48.340	10	1:45.620	11	1:45.873	12	1:45.701	13	1:45.619	14	1:45.796	15	1:45.761		

309 Dirk Schulz , Porsche 997 GT3 Cup GTB Division / NLD

1	2:08.291	2	1:56.167	3	1:56.111	4	1:54.641	5	1:54.660	6	1:53.781				
---	----------	---	----------	---	----------	---	----------	---	----------	---	-----------------	--	--	--	--

312 Hans Verhelst , Porsche 991 GTB Division / BEL

1	2:05.842	2	1:57.975	3	1:55.737	4	1:56.900	5	1:57.096	6	1:57.266	7	1:57.804	8	1:59.337
9	1:57.760	10	1:57.546	11	1:59.066	12	1:56.566	13	1:56.188	pit	2:09.298	15	3:21.987	16	1:52.738
17	1:52.695	18	1:54.478	19	1:56.004	20	1:52.105	21	1:56.532	22	1:52.211	23	1:56.902	24	1:55.769
25	1:52.076	26	1:53.278	27	1:52.055	28	1:52.100	29	1:52.578	30	1:52.866	31	1:54.910		

328 Pierre-Etienne Bordet , Porsche 997 GT3 Cup GTB Division / FRA

1	2:00.104	2	1:51.352	3	1:52.400	4	1:51.660	5	1:50.272	6	1:50.443	7	1:49.490	8	1:50.777
9	1:49.918	10	1:50.153	11	1:48.934	12	1:48.824	13	1:50.339	14	1:50.069	15	1:50.502	pit	2:00.653
17	3:05.023	18	1:50.847	19	1:50.216	20	1:50.336	21	1:51.619	22	1:50.112	23	1:50.322	24	1:49.442
25	1:49.651	26	1:49.234	27	1:50.109	28	1:56.213	29	1:49.511	30	1:49.609	31	1:50.431	32	1:52.815

334 Simon Atkinson , Lamborghini Gallardo GTB Division / GBR

1	2:00.420	2	1:51.333	3	1:50.784	4	1:52.089	5	1:48.849	6	1:50.587	pit	2:24.444		
---	----------	---	----------	---	----------	---	----------	---	-----------------	---	----------	-----	----------	--	--

343 Daan Meijer , Porsche 997 GT3 Cup GTB Division / NLD

1	1:58.598	2	1:49.823	3	1:46.137	4	1:46.489	5	1:46.421	6	1:47.435	7	1:48.753	8	1:49.092
9	1:48.438	10	1:49.118	11	1:48.947	12	1:48.602	13	1:49.891	14	1:48.952	pit	1:58.106	16	3:17.517
17	1:49.205	18	1:49.353	19	1:48.151	20	1:49.268	21	1:49.402	pit	1:57.663	23	1:59.895	24	1:50.706
25	1:51.174	26	1:50.347	27	1:51.946	pit	3:21.385	29	2:38.356	30	1:55.265	31	1:57.495		

344 Ronald van Loon , BMW E46 M3 GTB Division / NLD

1	2:06.874	2	1:54.401	3	1:53.831	4	1:53.914	5	1:54.374	6	1:55.257	7	1:54.902	8	1:55.087
9	1:55.529	10	1:56.032	11	1:54.840	12	1:54.197	13	1:54.508	pit	2:03.919	15	3:09.024	16	1:53.373
17	1:53.711	18	1:54.239	19	1:55.831	20	1:53.555	21	1:55.925	22	1:54.766	23	1:55.144	24	1:54.008
25	1:54.852	26	1:55.471	27	1:54.017	28	1:55.418	29	1:55.877	30	1:54.919	31	1:54.654		

375 Ward Sluys , BMW M4 Silhouette GTB Division / BEL

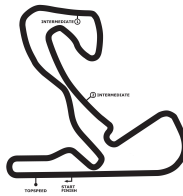
1	1:58.922	2	1:50.413	3	1:46.482	4	1:45.828	5	1:46.047	6	1:47.795	7	1:48.503	8	1:48.152
---	----------	---	----------	---	----------	---	-----------------	---	----------	---	----------	---	----------	---	----------

DTM Zandvoort

Circuit Park Zandvoort, length 4307 m

10. - 12.07.2015

Supercar Challenge



Lap by Lap race 1, 11.07.2015

-Reg.No.: 0304.15.144

9	1:46.299	10	1:46.455	11	1:47.058	12	1:47.639	13	1:48.742	14	1:47.823	15	1:48.043	16	1:47.936
pit	2:00.329	18	3:18.097	19	1:51.107	20	1:51.207	21	1:48.968	22	1:49.229	pit	1:56.209	24	2:02.523
25	1:50.161	26	1:50.125	27	1:49.810	28	1:48.933	29	1:49.997	30	1:50.003	31	1:49.828	32	1:49.982
33	1:54.162														

376 Bob Herber , BMW M4 Silhouette GTB Division / NLD

1	1:58.133	2	1:47.970	3	1:46.820	4	1:46.990	5	1:46.898	6	1:47.475	7	1:46.844	8	1:47.369
9	1:47.851	10	1:47.336	11	1:47.032	12	1:47.145	13	1:48.503	pit	2:04.701	pit	3:56.696		

377 Ruud Olij , BMW M3 V8 GTB Division / NLD

1	2:05.930	2	1:51.387	3	1:51.646	4	1:51.693	5	1:50.666	6	1:51.252	7	1:51.670	8	1:51.469
9	1:51.986	10	1:51.225	11	1:52.243	12	1:52.814	13	1:52.635	pit	2:03.184	15	7:20.790	16	1:52.359
17	1:55.386	pit	2:04.031												

399 Patrick Lamster , Porsche 997 CUP GTB Division / BEL

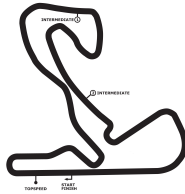
1	1:57.886	2	1:53.119	3	1:50.807	4	1:52.737	5	1:50.855	6	1:50.208	7	1:49.531	8	1:51.239
9	1:49.997	10	1:50.901	11	1:49.752	12	1:49.003	13	1:49.587	14	1:50.796	pit	1:59.180	16	3:07.140
17	1:48.437	18	1:49.263	19	1:47.329	20	1:46.604	21	1:47.341	22	1:46.656	23	1:47.112	24	1:46.866
25	1:47.317	26	1:47.299	27	1:47.043	28	2:14.038	29	2:34.895	30	1:46.213	31	1:47.052	32	1:47.206

DTM Zandvoort

Circuit Park Zandvoort, length 4307 m

10. - 12.07.2015

Supercar Challenge



Lap Analysis race 1, 11.07.2015

-Reg.No.: 0304.15.144

101 Roger Grouwels , Dodge Viper GT3-R SuperGT Division / NLD										theoretical besttime: 1:40.611							
Lap	Time	S1	V1	S2	V2	S3	V3	Vmax	Lap	Time	S1	V1	S2	V2	S3	V3	Vmax
1	1:49.021	50.913	193	27.450	218	30.658	255		18	1:43.358	45.059	176	27.984	224	30.315	256	262
2	1:43.167	45.341	194	27.348	218	30.478	255	252	19	1:40.826	44.116	205	26.621	225	30.089	258	247
3	1:42.992	45.213	197	27.348	220	30.431	258	252	20	1:41.477	44.345	201	26.760	225	30.372	257	258
4	1:42.864	45.408	198	27.176	222	30.280	256	261	21	1:41.771	44.739	203	26.732	223	30.300	257	263
5	1:42.916	45.104	196	27.356	218	30.456	257	254	22	1:42.557	44.777	196	27.400	223	30.380	259	258
6	1:44.545	46.650	195	27.617	220	30.278	256	255	23	1:42.130	44.340	201	27.171	222	30.619	256	249
7	1:43.326	45.500	191	27.288	221	30.538	256	244	24	1:42.577	44.611	197	27.073	222	30.893	256	253
8	1:42.966	45.479	200	26.886	220	30.601	256	237	25	1:42.605	44.492	200	27.482	221	30.631	256	254
9	1:43.560	45.458	201	27.084	220	31.018	255	237	26	1:42.150	44.516	202	27.066	224	30.568	256	261
10	1:45.105	45.364	195	27.613	221	32.128	257	247	27	1:42.166	44.765	202	27.046	225	30.355	257	264
11	1:44.955	45.503	197	27.973	215	31.479	255	236	28	1:42.341	44.713	202	27.327	226	30.301	257	260
12	1:43.427	45.446	200	27.383	223	30.598	255	246	29	1:42.350	44.736	193	27.185	224	30.429	258	260
13	1:43.270	45.148	198	27.285	223	30.837	255	241	30	1:42.246	44.493	198	27.254	224	30.499	258	262
14	1:42.458	45.178	195	27.098	225	30.182	260	255	31	1:42.638	44.727	202	27.115	224	30.796	257	254
15	1:52.327	44.961	198	27.640	221			254	32	1:43.212	44.804	184	27.946	224	30.462	257	254
16	3:41.246	2:44.606	200	26.406	224	30.234	255		33	1:42.794	44.843	199	27.356	223	30.595	257	261
17	1:40.968	44.142	203	26.505	226	30.321	255	262	34	1:43.281	44.748	200	27.586	217	30.947	256	262

102 Henry Zumbrink , Volvo S60 V8 SuperGT Division / NLD										theoretical besttime: 1:41.718							
Lap	Time	S1	V1	S2	V2	S3	V3	Vmax	Lap	Time	S1	V1	S2	V2	S3	V3	Vmax
1	1:47.936	50.267	191	26.934	206	30.735	257		18	1:42.995	45.119	193	27.239	216	30.637	249	246
2	1:42.027	44.981	195	26.815	208	30.231	255	240	19	1:45.135	45.886	166	28.518	207	30.731	255	246
3	1:42.004	44.843	195	26.726	208	30.435	258	233	20	1:42.932	45.215	189	27.100	211	30.617	257	248
4	1:41.997	44.946	194	26.683	214	30.368	255	237	21	1:44.082	45.984	191	27.374	215	30.724	254	248
5	1:42.160	44.892	194	26.644	205	30.624	252	234	22	1:43.674	45.154	188	27.318	208	31.202	248	248
6	1:42.633	45.419	190	26.738	207	30.476	256	235	23	1:43.516	45.424	192	27.383	212	30.709	254	241
7	1:42.367	44.992	196	26.881	213	30.494	255	246	24	1:43.652	45.401	192	27.377	211	30.874	254	244
8	1:43.112	44.999	193	26.890	206	31.223	256	230	25	1:43.852	45.651	189	27.397	213	30.804	255	246
9	1:42.909	45.194	193	26.802	219	30.913	255	231	26	1:43.498	45.351	189	27.276	213	30.871	255	245
10	1:42.686	45.065	192	26.885	210	30.736	255	232	27	1:46.453	47.458	173	28.092	213	30.903	255	247
11	1:43.166	45.487	190	26.980	207	30.699	254	230	28	1:44.735	46.351	185	27.564	214	30.820	249	239
12	1:43.633	45.522	191	27.371	216	30.740	253	234	29	1:44.179	45.922	190	27.439	214	30.818	249	246
13	1:43.147	45.330	188	26.992	211	30.825	247	247	30	1:45.066	45.753	182	28.573	203	30.740	252	240
14	1:43.676	45.142	190	27.392	202	31.142	253	250	31	1:44.426	45.553	185	27.593	200	31.280	255	250
15	1:54.367	45.876	189	27.114	206			241	32	1:45.249	46.669	190	27.431	206	31.149	256	239
16	3:09.910	2:12.023	179	27.363	206	30.524	251		33	1:44.608	46.049	190	27.583	214	30.976	247	236
17	1:42.984	45.462	194	27.033	211	30.489	255	246	34	1:46.682	47.004	190	28.019	209	31.659	232	237


106 Max Koebolt , Volvo S60 V8 SuperGT Division / NLD										theoretical besttime: 1:41.835							
Lap	Time	S1	V1	S2	V2	S3	V3	Vmax	Lap	Time	S1	V1	S2	V2	S3	V3	Vmax
1	1:50.188	52.093	186	27.371	217	30.724	255		8	1:42.904	45.415	196	26.743	212	30.746	255	243
2	1:42.905	45.410	193	26.872	218	30.623	256	243	9	1:43.206	45.614	197	26.621	222	30.971	253	249
3	1:43.009	45.522	195	27.000	220	30.487	257	248	10	1:44.428	45.336	197	27.356	214	31.736	253	248
4	1:42.686	45.137	196	26.764	212	30.785	255	252	11	1:42.085	44.766	201	26.871	225	30.448	255	253
5	1:43.042	45.114	197	26.842	220	31.086	255	255	12	1:42.393	44.859	200	26.869	217	30.665	255	252
6	1:44.425	46.227	190	27.364	219	30.834	255	250	13	1:43.987	45.527	184	27.583	218	30.877	254	252
7	1:43.410	45.278	195	26.988	205	31.144	255	256	14	1:43.012	45.353	197	26.981	218	30.678	255	252

DTM Zandvoort

Circuit Park Zandvoort, length 4307 m

10. - 12.07.2015

Supercar Challenge



Lap Analysis race 1, 11.07.2015

-Reg.No.: 0304.15.144

170 Niels Bouwhuis , Praga R1 SuperGT Division / NLD										theoretical besttime: 1:44.214								
Lap	Time	S1	V1	S2	V2	S3	V3	Vmax		Lap	Time	S1	V1	S2	V2	S3	V3	Vmax
1	1:55.949	54.926	172	29.047	186	31.976	215			18	2:12.851	47.002	180	54.029	186	31.820	212	215
2	1:46.554	46.826	185	27.851	187	31.877	216	221		19	1:52.903	46.790	185	27.536	185			217
3	1:45.698	46.471	186	27.582	188	31.645	219	221		20	1:57.226	57.844	182	27.800	186	31.582	212	
4	1:45.519	46.598	185	27.568	188	31.353	220	223		21	1:45.244	46.337	185	27.672	186	31.235	213	217
5	1:46.342	46.331	187	27.977	188	32.034	211	222		22	1:44.725	46.234	187	27.274	186	31.217	213	218
6	1:45.430	46.655	185	27.488	187	31.287	215	216		23	1:44.604	46.166	186	27.264	186	31.174	213	217
7	1:44.940	46.263	186	27.422	187	31.255	215	221		24	1:44.852	46.352	187	27.337	186	31.163	214	218
8	1:44.363	46.003	187	27.074	188	31.286	214	219		25	1:49.425	46.379	184	29.669	182	33.377	211	219
9	1:44.803	46.184	187	27.198	187	31.421	213	219		26	1:45.073	46.322	185	27.485	186	31.266	214	216
10	1:45.247	46.117	187	27.299	187	31.831	213	219		27	1:45.221	46.343	186	27.741	187	31.137	216	219
11	1:44.979	46.242	182	27.474	186	31.263	213	218		28	1:47.092	46.636	180	28.401	184	32.055	212	221
12	1:45.395	46.158	187	27.315	188	31.922	207	219		29	1:45.446	46.266	185	27.757	187	31.423	213	217
13	1:45.278	46.664	184	27.393	187	31.221	215	217		30	1:45.482	46.409	185	27.330	187	31.743	215	218
14	1:44.762	46.110	187	27.492	187	31.160	215	220		31	1:45.013	46.512	186	27.237	188	31.264	217	220
15	1:52.640	46.460	186	27.656	186			221		32	1:46.722	46.606	185	27.590	188	32.526	209	221
16	2:59.376	1:58.914	183	27.914	184	32.548	207			33	1:51.205	48.664	174	28.969	184	33.572	212	217
17	1:49.704	48.847	175	28.105	184	32.752	210	213										

173 Berry van Elk , Mosler MT900R GT3 SuperGT Division / NLD										theoretical besttime: 1:43.699								
Lap	Time	S1	V1	S2	V2	S3	V3	Vmax		Lap	Time	S1	V1	S2	V2	S3	V3	Vmax
1	2:01.300	59.562	167	28.962	175	32.776	244			15	1:46.821	47.381	178	27.983	212	31.457	244	238
2	1:50.423	48.663	169	28.915	189	32.845	239	217		16	1:45.470	46.646	185	27.629	211	31.195	244	236
3	1:46.584	47.720	179	27.900	206	30.964	248	216		17	2:07.623	1:05.611	182	28.053	181	33.959	238	246
4	2:04.642	46.642	179	28.241	207	49.759	222	229		18	1:48.743	48.339	156	28.561	193	31.843	238	208
5	4:50.270	3:28.644	83	36.795	157			225		19	1:48.659	47.730	176	28.430	172	32.499	243	213
6	7:15.091	6:15.049	166	28.221	200	31.821	242			20	1:46.470	46.877	181	28.023	202	31.570	242	217
7	1:46.210	46.801	177	28.043	208	31.366	245	234		21	1:46.855	46.571	183	28.559	201	31.725	243	226
8	1:44.971	46.979	181	27.126	211	30.866	249	222		22	1:46.482	46.622	179	27.885	208	31.975	243	231
9	1:44.418	45.707	182	27.400	214	31.311	247	237		23	1:48.039	47.746	171	28.280	197	32.013	243	223
10	1:46.628	45.992	185	28.371	213	32.265	243	233		24	1:48.610	47.765	179	28.319	170	32.526	243	217
11	1:56.654	47.637	179	28.115	196			223		25	1:47.518	47.283	180	28.041	200	32.194	239	217
12	4:24.087	3:21.517	164	29.386	177	33.184	228			26	1:50.312	50.148	169	28.272	188	31.892	245	227
13	1:52.151	51.441	168	28.642	207	32.068	245	205		27	1:50.701	47.441	176	30.101	165	33.159	180	228
14	1:46.630	47.059	182	28.115	206	31.456	245	216										

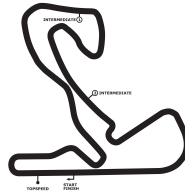
174 Javier Morcillo , Mosler MT900R GT3 SuperGT Division / ESP										theoretical besttime: 1:42.120								
Lap	Time	S1	V1	S2	V2	S3	V3	Vmax		Lap	Time	S1	V1	S2	V2	S3	V3	Vmax
1	1:51.566	52.727	173	27.763	209	31.076	248			17	1:44.735	45.782	184	27.283	193	31.670	245	233
2	1:43.391	45.582	179	27.220	210	30.589	248	237		18	1:57.647	49.161	176	27.439	198			217
3	1:42.851	45.366	180	26.916	216	30.569	251	235		19	3:18.172	2:16.833	166	28.384	196	32.955	244	
4	1:42.532	45.141	179	26.912	212	30.479	253	237		20	1:53.884	50.949	163	29.153	183	33.782	243	224
5	1:42.324	45.020	184	26.621	212	30.683	245	241		21	1:53.305	49.868	167	29.455	191	33.982	241	214
6	1:44.217	46.299	180	26.942	203	30.976	250	241		22	1:51.007	49.079	167	28.470	193	33.458	234	234
7	1:43.373	45.522	188	26.858	202	30.993	251	237		23	1:54.757	51.900	168	29.236	201	33.621	238	167
8	1:43.046	45.575	188	26.652	208	30.819	248	214		24	1:55.948	51.710	150	30.264	198	33.974	240	224
9	1:44.408	46.726	187	26.793	205	30.889	248	225		25	1:57.608	52.011	162	30.304	183	35.293	234	221
10	1:53.045	54.045	120	28.061	197	30.939	246	228		26	1:59.522	51.642	155	31.892	172	35.988	225	211
11	1:44.197	45.599	172	27.739	203	30.859	246	227		27	2:01.784	54.192	151	31.679	182	35.913	225	216
12	1:43.240	45.183	187	27.165	207	30.892	245	241		28	2:00.615	52.857	150	31.590	186	36.168	222	217
13	1:43.187	45.274	184	27.233	214	30.680	248	242		29	4:00.816	1:03.218	91	1:09.111	50			189
14	1:44.025	45.342	190	26.948	208	31.735	245	227		30	3:02.837	1:51.648	143	32.970	159	38.219	205	
15	1:43.233	45.481	184	26.942	205	30.810	246	228		31	2:08.780	56.825	141	33.681	160	38.274	180	194
16	1:44.116	45.427	181	26.855	207	31.834	245	218										

DTM Zandvoort

Circuit Park Zandvoort, length 4307 m

10. - 12.07.2015

Supercar Challenge



-Reg.No.: 0304.15.144

Lap Analysis race 1, 11.07.2015

302 Marcel van Berlo , Porsche 997 GT3 Cup GTB Division / NLD

theoretical besttime: 1:47.356

Lap	Time	S1	V1	S2	V2	S3	V3	Vmax	Lap	Time	S1	V1	S2	V2	S3	V3	Vmax
1	1:58.419	56.853	177	29.014	190	32.552	238		17	3:01.671	2:00.513	182	28.725	206	32.433	238	
2	1:51.080	48.906	183	28.466	201	33.708	237	219	18	1:50.662	48.127	171	29.960	199	32.575	238	236
3	1:48.225	47.740	188	28.381	204	32.104	241	222	19	1:49.548	47.582	183	29.283	201	32.683	240	234
4	1:49.701	46.983	185	29.336	197	33.382	237	238	20	1:49.109	47.741	182	28.883	208	32.485	239	234
5	1:47.710	47.089	188	28.269	204	32.352	239	232	21	1:51.200	49.826	180	28.944	204	32.430	239	238
6	1:50.225	49.135	175	28.623	200	32.467	239	222	22	2:08.647	47.802	185	48.128	195	32.717	238	237
7	1:48.846	47.780	184	28.448	202	32.618	238	232	23	1:49.618	47.763	180	29.260	202	32.595	237	238
8	1:49.306	47.727	187	28.735	195	32.844	238	237	24	1:51.357	48.731	170	29.395	200	33.231	238	240
9	1:49.285	48.040	185	28.466	202	32.779	237	227	25	1:50.621	48.214	179	29.247	195	33.160	238	228
10	1:49.412	47.943	184	28.629	205	32.840	238	228	26	1:50.425	48.144	184	29.209	202	33.072	240	230
11	1:49.533	48.056	184	28.607	199	32.870	238	231	27	1:50.325	48.181	180	29.166	204	32.978	239	230
12	1:49.582	47.715	178	29.155	201	32.712	238	231	28	1:52.474	49.606	182	29.677	202	33.191	239	228
13	1:48.908	47.840	181	28.560	205	32.508	237	230	29	1:51.510	48.629	179	29.703	197	33.178	240	228
14	1:49.497	47.941	181	28.835	204	32.721	238	230	30	1:50.327	48.365	184	29.217	201	32.745	238	234
15	1:49.565	47.668	180	29.120	197	32.777	239	237	31	1:51.201	48.388	184	29.378	199	33.435	237	229
16	2:00.131	48.029	184	29.114	199			234	32	1:51.433	48.591	185	29.552	206	33.290	235	237

305 Milan Dontje , Corvette GT4 GTB Division / NLD

theoretical besttime: 1:45.257

Lap	Time	S1	V1	S2	V2	S3	V3	Vmax	Lap	Time	S1	V1	S2	V2	S3	V3	Vmax
1	1:54.628	54.246	183	28.414	204	31.968	234		9	1:48.340	48.551	186	28.175	202	31.614	232	205
2	1:46.524	46.519	187	28.314	203	31.691	232	238	10	1:45.620	46.077	186	27.936	203	31.607	233	241
3	1:46.560	46.394	187	27.763	185	32.403	234	237	11	1:45.873	46.045	187	27.856	202	31.972	232	242
4	1:45.587	46.353	186	27.691	203	31.543	237	243	12	1:45.701	46.288	186	27.833	203	31.580	232	233
5	1:46.821	46.258	189	27.887	203	32.676	219	241	13	1:45.619	46.196	187	27.830	203	31.593	236	242
6	1:47.097	47.819	186	27.757	203	31.521	234	215	14	1:45.796	46.317	187	27.947	204	31.532	233	244
7	1:46.642	46.756	186	27.960	200	31.926	232	234	15	1:45.761	46.227	189	28.006	202	31.528	232	244
8	1:46.987	47.286	187	27.801	198	31.900	223	221									

309 Dirk Schulz , Porsche 997 GT3 Cup GTB Division / NLD

theoretical besttime: 1:53.432

Lap	Time	S1	V1	S2	V2	S3	V3	Vmax	Lap	Time	S1	V1	S2	V2	S3	V3	Vmax
1	2:08.291	1:01.350	164	31.603	164	35.338	230		4	1:54.641	50.900	170	29.941	188	33.800	232	211
2	1:56.167	50.871	164	30.353	189	34.943	228	203	5	1:54.660	50.860	172	29.646	191	34.154	231	208
3	1:56.111	51.441	168	30.170	184	34.500	228	205	6	1:53.781	50.030	170	29.602	196	34.149	232	209

312 Hans Verhelst , Porsche 991 GTB Division / BEL

theoretical besttime: 1:51.331

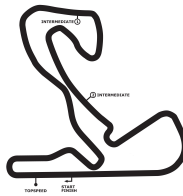
Lap	Time	S1	V1	S2	V2	S3	V3	Vmax	Lap	Time	S1	V1	S2	V2	S3	V3	Vmax
1	2:05.842	1:00.901	162	30.103	179	34.838	226		17	1:52.695	49.467	170	29.893	176	33.335	231	211
2	1:57.975	52.882	158	30.312	195	34.781	231	197	18	1:54.478	50.258	172	30.637	184	33.583	231	212
3	1:55.737	51.566	164	29.709	189	34.462	229	205	19	1:56.004	52.289	157	30.010	182	33.705	232	201
4	1:56.900	52.433	160	30.026	187	34.441	232	208	20	1:52.105	49.052	164	29.826	181	33.227	231	216
5	1:57.096	52.683	159	30.006	194	34.407	232	208	21	1:56.532	51.484	159	29.937	182	35.111	226	194
6	1:57.266	52.268	161	30.121	197	34.877	228	209	22	1:52.211	49.465	161	29.503	188	33.243	232	200
7	1:57.804	52.245	163	30.177	188	35.382	225	202	23	1:56.902	51.410	152	30.781	163	34.711	228	210
8	1:59.337	53.032	162	31.321	197	34.984	228	192	24	1:55.769	52.107	152	30.614	188	33.048	232	189
9	1:57.760	52.164	159	30.624	186	34.972	228	199	25	1:52.076	49.068	172	29.710	189	33.298	232	210
10	1:57.546	51.692	161	29.861	196	35.993	227	199	26	1:53.278	50.109	163	29.780	188	33.389	230	204
11	1:59.066	51.836	162	31.147	184	36.083	227	199	27	1:52.055	49.256	171	29.604	186	33.195	234	209
12	1:56.566	51.495	164	29.929	198	35.142	228	197	28	1:52.100	49.240	167	29.231	193	33.629	229	211
13	1:56.188	51.257	165	30.317	199	34.614	225	199	29	1:52.578	50.087	166	29.288	181	33.203	232	205
14	2:09.298	52.088	158	31.005	190			196	30	1:52.866	49.950	172	29.451	195	33.465	231	207
15	3:21.987	2:16.719	146	31.324	172	33.944	230		31	1:54.910	51.531	158	30.056	186	33.323	232	204
16	1:52.738	50.224	168	29.341	200	33.173	233	212									

DTM Zandvoort

Circuit Park Zandvoort, length 4307 m

10. - 12.07.2015

Supercar Challenge



Best Sector Times race 1

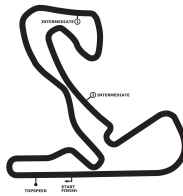
Pos.	sector 1		sector 2		sector 3		theoretical and best lap time						
	No	Driver	Time	No	Driver	Time	No	Driver	theoretical	Best	Pos		
1	110	Vandierendonck-van	43.717	110	Vandierendonck-van	26.212	110	Vandierendonck-van	29.376	110	Vandierendonck-van	1:39.305	1:39.305
2	101	Grouwels-Snoeks	44.116	101	Grouwels-Snoeks	26.406	101	Grouwels-Snoeks	30.089	101	Grouwels-Snoeks	1:40.611	1:40.826
3	106	Koebolt-Stoffel	44.766	106	Koebolt-Stoffel	26.621	111	Thuis H.	30.112	102	Zumbrink H.	1:41.718	1:41.997
4	102	Zumbrink H.	44.843	174	Morcillo-Cintrano	26.621	102	Zumbrink H.	30.231	106	Koebolt-Stoffel	1:41.835	1:42.085
5	174	Morcillo-Cintrano	45.020	102	Zumbrink H.	26.644	106	Koebolt-Stoffel	30.448	174	Morcillo-Cintrano	1:42.120	1:42.324
6	111	Thuis H.	45.239	111	Thuis H.	26.879	174	Morcillo-Cintrano	30.479	111	Thuis H.	1:42.230	1:42.807
7	121	Kohler-Kuijer	45.534	170	Bouwhuis N.	27.074	121	Kohler-Kuijer	30.837	121	Kohler-Kuijer	1:43.661	1:44.197
8	173	van Elk B.	45.707	173	van Elk B.	27.126	173	van Elk B.	30.866	173	van Elk B.	1:43.699	1:44.418
9	170	Bouwhuis N.	46.003	121	Kohler-Kuijer	27.290	170	Bouwhuis N.	31.137	170	Bouwhuis N.	1:44.214	1:44.363
10	305	Dontje-Kool	46.045	305	Dontje-Kool	27.691	375	Sluys-Jonckheere	31.409	305	Dontje-Kool	1:45.257	1:45.587
11	343	Meijer D.	46.391	375	Sluys-Jonckheere	27.800	376	Herber B.	31.520	375	Sluys-Jonckheere	1:45.791	1:45.828
12	375	Sluys-Jonckheere	46.582	399	Lamster-Molenaar	27.853	305	Dontje-Kool	31.521	343	Meijer D.	1:45.945	1:46.137
13	399	Lamster-Molenaar	46.666	343	Meijer D.	27.932	399	Lamster-Molenaar	31.610	399	Lamster-Molenaar	1:46.129	1:46.213
14	376	Herber B.	46.854	376	Herber B.	28.095	343	Meijer D.	31.622	376	Herber B.	1:46.469	1:46.820
15	302	van Berlo M.	46.983	328	Bordet P.	28.251	302	van Berlo M.	32.104	302	van Berlo M.	1:47.356	1:47.710
16	334	Atkinson S.	47.722	302	van Berlo M.	28.269	334	Atkinson S.	32.347	334	Atkinson S.	1:48.506	1:48.849
17	328	Bordet P.	47.922	334	Atkinson S.	28.437	328	Bordet P.	32.425	328	Bordet P.	1:48.598	1:48.824
18	377	Olij R.	48.403	377	Olij R.	28.999	377	Olij R.	32.888	377	Olij R.	1:50.290	1:50.666
19	312	Verhelst-Verheyen	49.052	312	Verhelst-Verheyen	29.231	312	Verhelst-Verheyen	33.048	312	Verhelst-Verheyen	1:51.331	1:52.055
20	344	van Loon R.	49.945	309	Schulz D.	29.602	344	van Loon R.	33.594	344	van Loon R.	1:53.149	1:53.373
21	309	Schulz D.	50.030	344	van Loon R.	29.610	309	Schulz D.	33.800	309	Schulz D.	1:53.432	1:53.781

DTM Zandvoort

Circuit Park Zandvoort, length 4307 m

10. - 12.07.2015

Supercar Challenge



Topspeed race 1, 11.07.2015

-Reg.No.: 0304.15.144

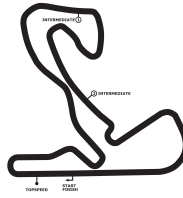
Car No.	Driver	Make	Speed km/h
101	Roger Grouwels	Dodge Viper GT3-R	264
110	Nicolas Vandierendonck	Corvette ZR1 GT1	259
106	Max Koebolt	Volvo S60 V8	256
111	Henk Thuis	Radical RXC 2.7 V8	256
102	Henry Zumbrink	Volvo S60 V8	250
121	Nol Kohler	Solution F V8	248
173	Berry van Elk	Mosler MT900R GT3	246
305	Milan Dontje	Corvette GT4	244
174	Javier Morcillo	Mosler MT900R GT3	242
375	Ward Sluys	BMW M4 Silhouette	241
302	Marcel van Berlo	Porsche 997 GT3 Cup	240
376	Bob Herber	BMW M4 Silhouette	239
334	Simon Atkinson	Lamborghini Gallardo	236
343	Daan Meijer	Porsche 997 GT3 Cup	235
328	Pierre-Etienne Bordet	Porsche 997 GT3 Cup	232
399	Patrick Lamster	Porsche 997 CUP	230
377	Ruud Olij	BMW M3 V8	228
170	Niels Bouwhuis	Praga R1	223
344	Ronald van Loon	BMW E46 M3	222
312	Hans Verhelst	Porsche 991	216
309	Dirk Schulz	Porsche 997 GT3 Cup	211

DTM Zandvoort

Circuit Park Zandvoort, length 4307 m

10. - 12.07.2015


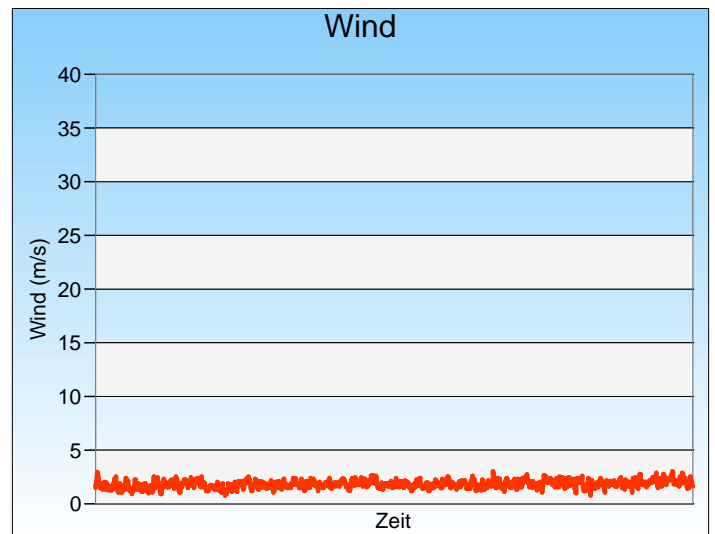
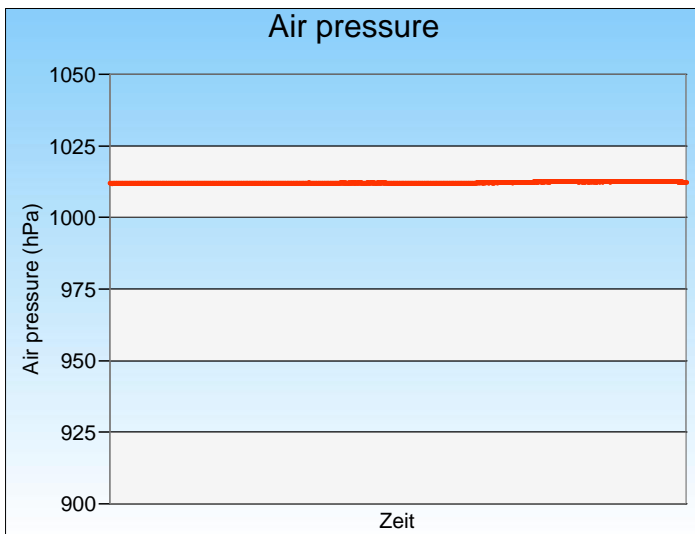
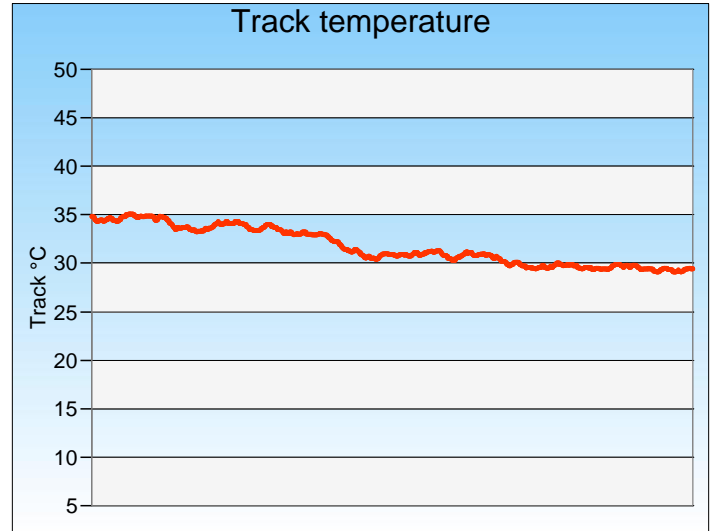
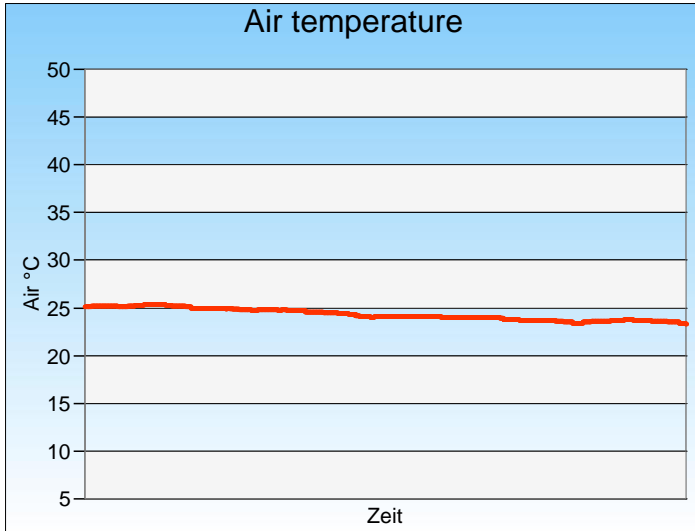
Supercar Challenge



Weather race 1


-Reg.No.: 0304.15.144

11.07.2015, 12:45:00 - 13:45:00



Weather:

sunny



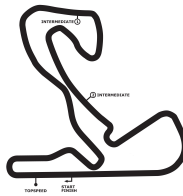
DTM Zandvoort

Circuit Park Zandvoort, length 4307 m

10. - 12.07.2015

Supercar Challenge

Starting grid race 1



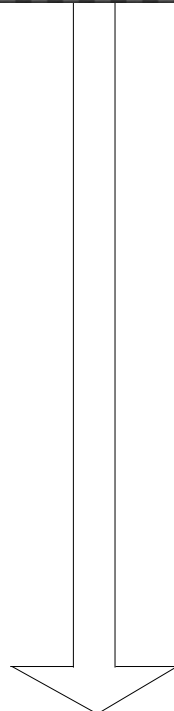
-Reg.No.: 0304.15.144

377	Olij, Ruud	
	BMW M3 V8	
309	Schulz, Dirk	1:57.328
	Porsche 997 GT3 Cup	
312	Verhelst, Hans	1:50.052
	Porsche 991	
334	Atkinson, Simon	1:47.349
	Lamborghini Gallardo	
302	van Berlo, Marcel	1:46.853
	Porsche 997 GT3 Cup	
376	Herber, Bob	1:44.984
	BMW M4 Silhouette	
399	Lamster, Patrick	1:44.249
	Porsche 997 CUP	
106	Koebolt, Max	1:41.183
	Volvo S60 V8	
111	Thuis, Henk	1:42.746
	Radical RXC 2.7 V8	
101	Grouwels, Roger	1:38.893
	Dodge Viper GT3-R	
110	Vandierendonck, Nicolas	1:38.867
	Corvette ZR1 GT1	

Pole Position

11
10
9
8
7
6
5
4
3
2
1

173	van Elk, Berry	
	Mosler MT900R GT3	
344	van Loon, Ronald	1:52.545
	BMW E46 M3	
328	Bordet, Pierre-Etienne	1:48.933
	Porsche 997 GT3 Cup	
343	Meijer, Daan	1:47.005
	Porsche 997 GT3 Cup	
375	Sluys, Ward	1:46.602
	BMW M4 Silhouette	
121	Kohler, Nol	1:44.381
	Solution F V8	
170	Bouwhuis, Niels	1:44.112
	Praga R1	
305	Dontje, Milan	1:43.717
	Corvette GT4	
174	Morcillo, Javier	1:41.403
	Mosler MT900R GT3	
102	Zumbrink, Henry	1:40.222
	Volvo S60 V8	



Subject to final scrutineering !

CAR # 101 - DROP OF 1 GRID POSITION - DISRESPECT OF RED FLAG; CAR # 106 - DROP OF 3 GRID POSITIONS - DRIVING CONDUCT PITLANE