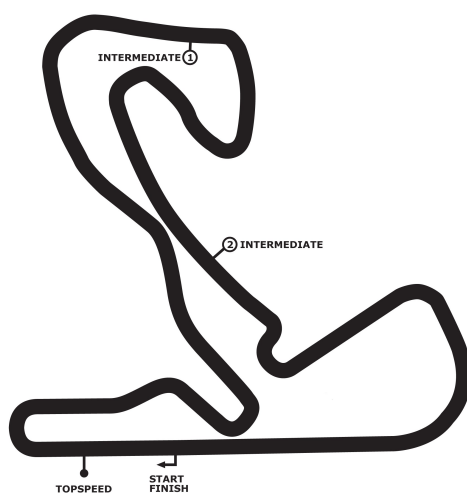




DTM Zandvoort qualifying



Circuit Park Zandvoort 4307 m

10. - 12.07.2015

DTM Zandvoort

Circuit Park Zandvoort, length 4307 m

10. - 12.07.2015

Supercar Challenge



-Reg.No.: 0304.15.144

Result qualifying, 10.07.2015

Rk	No.	Cl	Driver	Nat.	Team	Car	laps	Besttime	GAP	km/h
1	110	SGT	Nicolas Vandierendonck Jeffrey van Hooydonk	BEL BEL	Shipex Srt Racing	Corvette ZR1 GT1	12	1:38.867		156.829
2	101	SGT	Roger Grouwels Kelvin Snoeks	NLD NLD	Team RaceArt	Dodge Viper GT3-R	15	1:38.893	00.026	156.788
3	102	SGT	Henry Zumbrink	NLD	Volvo Reede Racing by DayVTec	Volvo S60 V8	7	1:40.222	01.355	154.709
4	106	SGT	Max Koebolt Pol Stoffel	NLD LUX	Day-V-Tec	Volvo S60 V8	14	1:41.183	02.316	153.239
5	174	SGT	Javier Morcillo Manuel Cintrano	ESP ESP	Neil Garner Motorsport	Mosler MT900R GT3	13	1:41.403	02.536	152.907
6	111	SGT	Henk Thuis	NLD	Radical Benelux	Radical RXC 2.7 V8	8	1:42.746	03.879	150.908
7	305	GTB	Milan Dontje Ferdinand Kool	NLD NLD	Day-V-Tec	Corvette GT4	13	1:43.717	04.850	149.495
8	170	SGT	Niels Bouwhuis	NLD	Divitec Racing	Praga R1	15	1:44.112	05.245	148.928
9	399	GTB	Patrick Lamster Donald Molenaar	BEL NLD	Euroseal/EMG Motorsport	Porsche 997 CUP	12	1:44.249	05.382	148.732
10	121	SGT	Nol Kohler Carlo Kuijer	NLD NLD	BlueBerry Racing	Solution F V8	13	1:44.381	05.514	148.544
11	376	GTB	Bob Herber	NLD	Rapide Racing	BMW M4 Silhouette	15	1:44.984	06.117	147.691
12	375	GTB	Ward Sluys Frédérique Jonckheere	BEL BEL	JR Motorsport	BMW M4 Silhouette	16	1:46.602	07.735	145.449
13	302	GTB	Marcel van Berlo	NLD	Van Berlo Racing	Porsche 997 GT3 Cup	15	1:46.853	07.986	145.108
14	343	GTB	Daan Meijer	NLD	Lammertink Racing	Porsche 997 GT3 Cup	14	1:47.005	08.138	144.902
15	334	GTB	Simon Atkinson	GBR	Backdraft Motorsport	Lamborghini Gallardo	14	1:47.349	08.482	144.437
16	328	GTB	Pierre-Etienne Bordet	FRA	First Motorsport	Porsche 997 GT3 Cup	13	1:48.933	10.066	142.337
17	312	GTB	Hans Verhelst Guy Verheyen	BEL BEL	GHK Racing (Speedlover)	Porsche 991	13	1:50.052	11.185	140.890
18	344	GTB	Ronald van Loon	NLD	BlueBerry Racing	BMW E46 M3	13	1:52.545	13.678	137.769
19	309	GTB	Dirk Schulz	NLD	Topper Team	Porsche 997 GT3 Cup	14	1:57.328	18.461	132.153

Mindestrunden: 2

CAR # 101 - DROP OF 1 GRID POSITION - DISRESPECT OF RED FLAG; CAR # 106 - DROP OF 3 GRID POSITIONS - DRIVING CONDUCT PITLANE

posted:

clerk of the course:

timekeeper:

subject to final scrutineering

Timekeeping and Dataservice: _wige Solutions gmbh, Meuspath, GER, www.wige.de

Page 1



Chief timekeeping: Stefan Schlerkmann, Roetgen, GER, stefan.schlerkmann@wige.de


printed : 10.7.2015 - 18:03

DTM Zandvoort

Circuit Park Zandvoort, length 4307 m

10. - 12.07.2015

Supercar Challenge



-Reg.No.: 0304.15.144

Result qualifying for race 2, 10.07.2015

POS.	No.	CL.	Driver, Place	Team Make	Laps	Besttime	Gap	km/h fastest
1	101	SGT	Roger Grouwels / NLD Kelvin Snoeks / NLD	Team RaceArt Dodge Viper GT3-R	15	1:38.938		156.716
2	110	SGT	Nicolas Vandierendonck / BEL Jeffrey van Hooydonk / BEL	Shipex Srt Racing Corvette ZR1 GT1	12	1:40.032	01.094	155.002
3	102	SGT	Henry Zumbink / NLD /	Volvo Reede Racing by DayVTec Volvo S60 V8	7	1:40.854	01.916	153.739
4	106	SGT	Max Koebolt / NLD Pol Stoffel / LUX	Day-V-Tec Volvo S60 V8	14	1:41.601	02.663	152.609
5	174	SGT	Javier Morcillo / ESP Manuel Cintrano / ESP	Neil Garner Motorsport Mosler MT900R GT3	13	1:42.761	03.823	150.886
6	111	SGT	Henk Thuis / NLD /	Radical Benelux Radical RXC 2.7 V8	8	1:42.845	03.907	150.763
7	305	GTB	Milan Dontje / NLD Ferdinand Kool / NLD	Day-V-Tec Corvette GT4	13	1:43.990	05.052	149.103
8	121	SGT	Nol Kohler / NLD Carlo Kuijer / NLD	BlueBerry Racing Solution F V8	13	1:44.834	05.896	147.902
9	399	GTB	Patrick Lamster / BEL Donald Molenaar / NLD	Euroseal/EMG Motorsport Porsche 997 CUP	12	1:44.957	06.019	147.729
10	170	SGT	Niels Bouwhuis / NLD /	Divitec Racing Praga R1	15	1:45.082	06.144	147.553
11	376	GTB	Bob Herber / NLD /	Rapide Racing BMW M4 Silhouette	15	1:45.092	06.154	147.539
12	375	GTB	Ward Sluys / BEL Frédérique Jonckheere / BEL	JR Motorsport BMW M4 Silhouette	16	1:46.984	08.046	144.930
13	343	GTB	Daan Meijer / NLD /	Lammertink Racing Porsche 997 GT3 Cup	14	1:47.297	08.359	144.507
14	302	GTB	Marcel van Berlo / NLD /	Van Berlo Racing Porsche 997 GT3 Cup	15	1:47.310	08.372	144.490
15	334	GTB	Simon Atkinson / GBR /	Backdraft Motorsport Lamborghini Gallardo	14	1:47.548	08.610	144.170
16	328	GTB	Pierre-Etienne Bordet / FRA /	First Motorsport Porsche 997 GT3 Cup	13	1:49.050	10.112	142.184
17	312	GTB	Hans Verhelst / BEL Guy Verheyen / BEL	GHK Racing (Speedlover) Porsche 991	13	1:50.382	11.444	140.469
18	344	GTB	Ronald van Loon / NLD /	BlueBerry Racing BMW E46 M3	13	1:52.711	13.773	137.566
19	309	GTB	Dirk Schulz / NLD /	Topper Team Porsche 997 GT3 Cup	14	1:58.024	19.086	131.373

Subject to final scrutineering !

Issued:

Clerk of the Course:

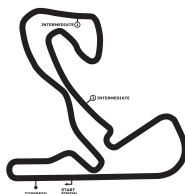
Timekeeper:

DTM Zandvoort

Circuit Park Zandvoort, length 4307 m

10. - 12.07.2015

Supercar Challenge



Lap by Lap qualifying, 10.07.2015

-Reg.No.: 0304.15.144

101 Roger Grouwels , Dodge Viper GT3-R SuperGT Division / NLD															
1	2:24.311	pit	1:59.739	3	4:50.783	4	1:40.642	5	1:39.604	6	1:49.590	pit	1:55.597	8	3:41.948
9	1:39.377	10	1:46.197	11	1:38.938	12	1:44.846	13	1:44.166	14	1:38.893	pit	2:32.808		

102 Henry Zumbrink , Volvo S60 V8 SuperGT Division / NLD															
1	2:00.998	pit	1:55.314	3	5:25.779	4	1:42.731	5	1:40.854	6	1:40.222	pit	1:51.927		

106 Max Koebolt , Volvo S60 V8 SuperGT Division / NLD															
1	2:26.617	pit	2:03.907	3	4:32.201	4	1:43.938	5	1:43.310	6	1:41.601	7	1:41.183	pit	1:58.821
9	4:04.511	10	1:53.077	11	1:52.892	12	1:52.028	13	1:51.770	pit	2:29.453				

110 Nicolas Vandierendonck , Corvette ZR1 GT1 SuperGT Division / BEL															
1	2:46.200	pit	2:11.189	3	4:50.982	4	1:40.032	5	2:15.177	6	1:38.867	pit	1:58.702	8	5:04.402
9	1:44.014	pit	1:57.780	11	4:03.565	pit	2:28.955								

111 Henk Thuis , Radical RXC 2.7 V8 SuperGT Division / NLD															
1	2:28.399	pit	2:03.720	3	2:09.738	4	1:53.791	5	1:42.845	pit	1:54.408	7	4:51.607	8	1:42.746

121 Nol Kohler , Solution F V8 SuperGT Division / NLD															
1	2:10.116	pit	4:56.243	3	4:13.178	4	1:45.930	5	1:46.457	6	1:53.690	7	1:44.381	8	1:44.834
pit	1:58.102	10	3:32.761	11	1:48.721	12	1:57.015	pit	2:26.843						

170 Niels Bouwhuis , Praga R1 SuperGT Division / NLD															
1	2:31.375	pit	2:07.388	3	3:50.444	4	1:46.438	5	1:50.228	6	1:54.499	7	1:44.112	8	1:49.333
9	1:58.110	10	1:54.950	11	1:45.711	12	1:45.082	13	1:53.033	14	1:54.268	pit	3:00.732		

174 Javier Morcillo , Mosler MT900R GT3 SuperGT Division / ESP															
1	2:25.438	pit	2:01.579	3	4:30.456	4	1:42.761	5	1:41.403	pit	1:52.727	7	3:18.662	8	1:52.518
9	1:52.429	10	1:50.056	11	1:48.964	12	1:50.349	13	1:48.525						

302 Marcel van Berlo , Porsche 997 GT3 Cup GTB Division / NLD															
1	2:45.320	2	1:52.260	3	2:01.864	4	2:01.556	5	1:48.228	6	1:47.310	7	1:47.535	8	1:48.316
pit	2:00.662	10	3:59.372	11	1:47.851	12	2:35.336	13	1:46.853	14	1:47.510	pit	2:23.491		

305 Milan Dontje , Corvette GT4 GTB Division / NLD															
1	2:27.904	pit	2:06.327	3	4:29.629	4	1:45.428	5	1:44.687	6	1:45.256	7	1:44.081	pit	1:55.963
9	4:30.575	10	1:47.252	11	1:43.990	12	1:43.717	pit	2:09.369						

309 Dirk Schulz , Porsche 997 GT3 Cup GTB Division / NLD															
1	3:00.069	2	2:06.710	3	2:16.313	pit	2:15.379	5	3:10.914	6	2:20.071	7	1:58.024	8	1:58.768
9	1:57.328	10	1:59.050	11	1:59.214	12	1:59.212	13	1:58.283	pit	2:50.438				

312 Hans Verhelst , Porsche 991 GTB Division / BEL															
1	2:54.266	pit	2:09.488	3	4:33.758	4	1:53.097	5	1:50.052	6	1:52.073	7	1:53.185	8	1:50.382
pit	2:06.251	10	3:44.439	11	2:01.910	12	2:00.241	pit	2:24.028						

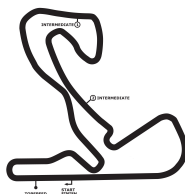
328 Pierre-Etienne Bordet , Porsche 997 GT3 Cup GTB Division / FRA															
1	3:16.411	pit	2:16.307	3	3:44.432	4	1:53.432	5	1:49.050	6	1:49.915	pit	2:15.817	8	4:32.427
9	1:51.596	10	1:49.664	11	1:48.933	12	1:49.089	pit	2:30.629						

DTM Zandvoort

Circuit Park Zandvoort, length 4307 m

10. - 12.07.2015

Supercar Challenge



Lap by Lap qualifying, 10.07.2015

-Reg.No.: 0304.15.144

334 Simon Atkinson , Lamborghini Gallardo GTB Division / GBR															
1	2:12.103	pit	2:00.771	3	5:06.407	4	1:52.310	5	1:48.306	6	1:51.718	7	1:47.349	8	1:48.841
9	1:48.959	pit	2:09.142	11	3:55.104	12	1:47.568	13	1:47.548	pit	2:41.121				

343 Daan Meijer , Porsche 997 GT3 Cup GTB Division / NLD															
1	2:28.251	pit	2:08.463	3	3:14.181	pit	2:15.280	5	2:02.272	6	1:47.005	7	1:47.329	pit	2:02.124
9	3:43.494	10	1:47.444	11	1:47.297	12	1:48.564	13	1:50.460	pit	2:53.393				

344 Ronald van Loon , BMW E46 M3 GTB Division / NLD															
1	3:08.566	pit	2:09.545	3	4:12.324	4	1:52.545	5	1:52.711	6	1:54.512	pit	2:13.014	8	4:38.271
9	1:52.931	10	1:53.172	11	1:52.838	12	1:52.933	pit	2:36.752						

375 Ward Sluys , BMW M4 Silhouette GTB Division / BEL															
1	2:42.912	2	1:52.412	3	2:00.498	4	1:55.910	5	1:46.602	6	1:47.234	pit	2:07.414	8	3:23.559
9	1:49.343	10	1:48.593	11	1:48.020	12	1:47.283	13	1:48.948	14	1:46.984	15	1:47.004	pit	2:53.818

376 Bob Herber , BMW M4 Silhouette GTB Division / NLD															
1	2:41.889	2	1:52.969	3	2:00.155	4	1:55.084	5	1:46.213	pit	2:29.549	7	2:46.989	8	1:45.376
pit	1:58.419	10	4:02.343	11	1:51.583	12	1:45.092	13	1:46.041	14	1:44.984	pit	2:45.212		

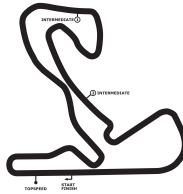
399 Patrick Lamster , Porsche 997 CUP GTB Division / BEL															
1	3:50.840	2	2:42.991	3	1:55.072	4	1:44.249	5	1:44.957	pit	1:57.066	7	4:04.303	pit	1:57.352
9	5:31.248	10	1:54.893	11	1:54.372	12	2:35.688								

DTM Zandvoort

Circuit Park Zandvoort, length 4307 m

10. - 12.07.2015

Supercar Challenge



Lap Analysis qualifying, 10.07.2015

-Reg.No.: 0304.15.144

101 Roger Grouwels , Dodge Viper GT3-R SuperGT Division / NLD theoretical besttime: 1:38.577

Lap	Time	S1	V1	S2	V2	S3	V3	Vmax	Lap	Time	S1	V1	S2	V2	S3	V3	Vmax
1	2:24.311		180	29.179	169	32.867	254		9	1:39.377	43.933	206	25.963	228	29.481	255	262
2	1:59.739	43.641	204	26.287	227			260	10	1:46.197	44.148	208	26.063	227	35.986	255	266
3	4:50.783	3:53.828	190	26.808	221	30.147	257		11	1:38.938	43.264	205	26.199	228	29.475	255	266
4	1:40.642	43.759	188	26.825	224	30.058	254	264	12	1:44.846	47.011	190	26.450	213	31.385	254	269
5	1:39.604	43.911	192	26.006	226	29.687	253	264	13	1:44.166	46.196	201	26.383	221	31.587	251	266
6	1:49.590	48.157	165	30.387	177	31.046	256	264	14	1:38.893	43.255	205	26.041	228	29.597	259	264
7	1:55.597	43.139	205	30.210	186			266	15	2:32.808	1:04.464	113	35.501	112			227
8	3:41.948	2:45.219	202	26.109	223	30.620	253										

102 Henry Zumbrink , Volvo S60 V8 SuperGT Division / NLD theoretical besttime: 1:39.875

Lap	Time	S1	V1	S2	V2	S3	V3	Vmax	Lap	Time	S1	V1	S2	V2	S3	V3	Vmax
1	2:00.998		165	30.535	154	32.054	251		5	1:40.854	44.200	204	26.414	213	30.240	252	249
2	1:55.314	46.289	192	27.069	191			226	6	1:40.222	44.131	202	26.266	220	29.825	251	249
3	5:25.779	4:26.168	181	28.996	206	30.615	249		7	1:51.927	43.784	203	26.925	221			250
4	1:42.731	46.050	196	26.631	214	30.050	251	247									

106 Max Koebolt , Volvo S60 V8 SuperGT Division / NLD theoretical besttime: 1:41.183

Lap	Time	S1	V1	S2	V2	S3	V3	Vmax	Lap	Time	S1	V1	S2	V2	S3	V3	Vmax
1	2:26.617		165	29.489	169	33.390	251		8	1:58.821	48.524	171	28.953	195			231
2	2:03.907	46.965	173	27.692	200			226	9	4:04.511	3:01.434	173	29.565	185	33.512	245	
3	4:32.201	3:29.301	180	30.721	191	32.179	253		10	1:53.077	50.458	169	29.411	190	33.208	246	228
4	1:43.938	45.913	195	27.549	219	30.476	255	243	11	1:52.892	50.388	180	29.330	188	33.174	245	203
5	1:43.310	45.896	196	26.872	218	30.542	255	249	12	1:52.028	50.084	176	28.715	195	33.229	245	209
6	1:41.601	44.752	196	26.697	216	30.152	255	256	13	1:51.770	49.857	179	28.896	194	33.017	248	218
7	1:41.183	44.488	200	26.560	219	30.135	257	257	14	2:29.453	49.612	174	29.450	144			213

110 Nicolas Vandierendonck , Corvette ZR1 GT1 SuperGT Division / BEL theoretical besttime: 1:38.830

Lap	Time	S1	V1	S2	V2	S3	V3	Vmax	Lap	Time	S1	V1	S2	V2	S3	V3	Vmax
1	2:46.200		113	32.293	166	36.903	207		7	1:58.702	44.138	191	29.817	138			258
2	2:11.189	51.103	154	30.853	150			192	8	5:04.402	4:03.916	170	28.800	203	31.686	240	
3	4:50.982	3:35.644	85	39.712	190	35.626	249		9	1:44.014	46.145	195	26.804	216	31.065	240	242
4	1:40.032	44.144	200	26.048	219	29.840	248	250	10	1:57.780	45.863	194	27.638	214			252
5	2:15.177	1:11.843	110	32.580	181	30.754	247	248	11	4:03.565	3:03.813	182	27.644	220	32.108	243	
6	1:38.867	43.373	203	26.085	221	29.409	254	260	12	2:28.955	51.433	130	30.434	191			244

111 Henk Thuis , Radical RXC 2.7 V8 SuperGT Division / NLD theoretical besttime: 1:42.465

Lap	Time	S1	V1	S2	V2	S3	V3	Vmax	Lap	Time	S1	V1	S2	V2	S3	V3	Vmax
1	2:28.399		166	29.530	178	33.152	238		5	1:42.845	45.328	194	27.307	208	30.210	243	239
2	2:03.720	47.239	181	27.496	203			227	6	1:54.408	45.425	173	27.430	207			247
3	2:09.738	1:03.458	167	31.702	180	34.578	100		7	4:51.607	3:51.171	190	27.991	196	32.445	236	
4	1:53.791	54.162	188	28.247	197	31.382	235	125	8	1:42.746	45.413	195	26.927	210	30.406	240	233

121 Nol Kohler , Solution F V8 SuperGT Division / NLD theoretical besttime: 1:44.114

Lap	Time	S1	V1	S2	V2	S3	V3	Vmax	Lap	Time	S1	V1	S2	V2	S3	V3	Vmax
1	2:10.116		156	33.495	118	32.885	233		8	1:44.834	46.058	189	28.109	206	30.667	238	243
2	4:56.243	46.041	192	3:20.552	101			230	9	1:58.102	48.850	167	29.408	183			234
3	4:13.178	3:07.506	139	32.906	185	32.766	232		10	3:32.761	2:28.555	169	30.290	192	33.916	231	
4	1:45.930	46.745	187	27.926	202	31.259	237	233	11	1:48.721	48.066	177	28.018	201	32.637	233	233
5	1:46.457	46.753	180	28.052	206	31.652	239	244	12	1:57.015	53.409	165	30.980	200	32.626	233	220
6	1:53.690	48.602	173	32.523	129	32.565	237	221	13	2:26.843	46.931	182	28.157	161			233
7	1:44.381	46.062	190	27.406	207	30.913	233	233									

170 Niels Bouwhuis , Praga R1 SuperGT Division / NLD theoretical besttime: 1:44.059

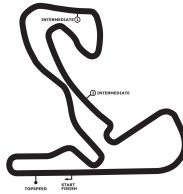
Lap	Time	S1	V1	S2	V2	S3	V3	Vmax	Lap	Time	S1	V1	S2	V2	S3	V3	Vmax
1	2:31.375		153	30.693	160	35.908	205		9	1:58.110	49.890	165	29.330	165	38.890	212	216
2	2:07.388	49.220	166	29.940	166			204	10	1:54.950	46.809	178	32.731	119	35.410	210	217
3	3:50.444	2:47.176	177	30.183	181	33.085	206		11	1:45.711	47.312	183	27.319	188	31.080	213	215
4	1:46.438	47.198	185	27.755	189	31.485	215	211	12	1:45.082	46.154	191	27.182	188	31.746	211	218
5	1:50.228	48.169	165	28.894	187	33.165	204	218	13	1:53.033	52.091	175	29.093	186	31.849	215	216
6	1:54.499	47.287	185	32.771	160	34.441	211	213	14	1:54.268	50.413	164	29.791	145	34.064	214	220
7	1:44.112	46.108	190	26.959	189	31.045	214	216	15	3:00.732	46.055	189	27.156	190			218
8	1:49.333	46.071	171	29.515	180	33.747	210	219									

DTM Zandvoort

Circuit Park Zandvoort, length 4307 m

10. - 12.07.2015

Supercar Challenge



Lap Analysis qualifying, 10.07.2015

-Reg.No.: 0304.15.144

174 Javier Morcillo , Mosler MT900R GT3 SuperGT Division / ESP theoretical besttime: 1:41.117

Lap	Time	S1	V1	S2	V2	S3	V3	Vmax	Lap	Time	S1	V1	S2	V2	S3	V3	Vmax
1	2:25.438		132	32.465	176	33.343	246		8	1:52.518	48.673	176	30.520	166	33.325	240	233
2	2:01.579	46.936	167	27.347	203			226	9	1:52.429	50.756	174	28.465	175	33.208	245	212
3	4:30.456	3:28.905	144	29.996	175	31.555	247		10	1:50.056	48.701	182	28.392	178	32.963	244	243
4	1:42.761	45.311	181	27.336	210	30.114	251	234	11	1:48.964	47.912	176	28.204	180	32.848	242	239
5	1:41.403	44.543	190	26.764	211	30.096	251	248	12	1:50.349	48.082	185	28.122	201	34.145	242	231
6	1:52.727	44.257	191	27.261	215			243	13	1:48.525	47.721	182	27.831	190	32.973	243	228
7	3:18.662	2:15.509	173	29.542	174	33.611	242										

302 Marcel van Berlo , Porsche 997 GT3 Cup GTB Division / NLD theoretical besttime: 1:46.400

Lap	Time	S1	V1	S2	V2	S3	V3	Vmax	Lap	Time	S1	V1	S2	V2	S3	V3	Vmax
1	2:45.320		154	34.372	165	36.809	223		9	2:00.662	48.589	169	28.715	197			225
2	1:52.260	50.343	172	29.058	190	32.859	237	201	10	3:59.372	2:55.243	167	29.808	187	34.321	237	
3	2:01.864	48.247	140	33.459	170	40.158	119	238	11	1:47.851	47.735	188	28.157	210	31.959	239	226
4	2:01.556	57.814	164	29.944	197	33.798	236	130	12	2:35.336	46.584	190	1:14.250	157	34.502	236	238
5	1:48.228	47.657	185	28.093	204	32.478	237	233	13	1:46.853	47.037	189	27.955	211	31.861	239	239
6	1:47.310	47.217	188	27.960	209	32.133	238	224	14	1:47.510	47.135	189	28.151	207	32.224	238	231
7	1:47.535	47.379	186	28.091	211	32.065	238	229	15	2:23.491	47.424	190	29.820	150			219
8	1:48.316	47.571	186	28.155	203	32.590	234	233									

305 Milan Dontje , Corvette GT4 GTB Division / NLD theoretical besttime: 1:43.717

Lap	Time	S1	V1	S2	V2	S3	V3	Vmax	Lap	Time	S1	V1	S2	V2	S3	V3	Vmax
1	2:27.904		166	31.762	153	34.911	228		8	1:55.963	46.282	187	27.799	203			243
2	2:06.327	48.822	181	28.201	201			229	9	4:30.575	3:27.710	160	29.865	160	33.000	229	
3	4:29.629	3:27.898	185	29.005	195	32.726	240		10	1:47.252	48.410	179	27.538	208	31.304	232	234
4	1:45.428	46.238	190	27.879	206	31.311	233	237	11	1:43.990	45.454	191	27.429	206	31.107	234	243
5	1:44.687	45.741	190	27.562	207	31.384	234	241	12	1:43.717	45.397	190	27.292	206	31.028	232	245
6	1:45.256	46.403	190	27.479	206	31.374	233	243	13	2:09.369	51.804	157	30.005	157			238
7	1:44.081	45.464	190	27.471	206	31.146	232	241									

309 Dirk Schulz , Porsche 997 GT3 Cup GTB Division / NLD theoretical besttime: 1:55.740

Lap	Time	S1	V1	S2	V2	S3	V3	Vmax	Lap	Time	S1	V1	S2	V2	S3	V3	Vmax
1	3:00.069		157	31.229	164	36.143	225		8	1:58.768	53.147	168	30.285	180	35.336	224	199
2	2:06.710	52.956	144	34.582	130	39.172	204	194	9	1:57.328	52.616	169	29.929	188	34.783	224	186
3	2:16.313	57.899	128	35.900	130	42.514	140	166	10	1:59.050	52.264	171	29.985	190	36.801	213	202
4	2:15.379	56.372	158	33.417	169			180	11	1:59.214	52.407	168	31.566	179	35.241	227	187
5	3:10.914	2:01.284	153	32.190	141	37.440	224		12	1:59.212	52.156	159	31.815	186	35.241	228	206
6	2:20.071	1:13.581	143	30.976	185	35.514	225	201	13	1:58.283	51.884	164	30.032	189	36.367	218	198
7	1:58.024	51.028	168	30.247	185	36.749	225	188	14	2:50.438	54.112	158	32.745	137			176

312 Hans Verhelst , Porsche 991 GTB Division / BEL theoretical besttime: 1:49.974

Lap	Time	S1	V1	S2	V2	S3	V3	Vmax	Lap	Time	S1	V1	S2	V2	S3	V3	Vmax
1	2:54.266		137	32.739	153	35.768	228		8	1:50.382	48.751	172	28.795	196	32.836	232	209
2	2:09.488	50.493	164	30.309	149			210	9	2:06.251	51.021	162	29.961	167			206
3	4:33.758	3:27.814	154	31.755	175	34.189	228		10	3:44.439	2:38.355	158	30.690	174	35.394	228	
4	1:53.097	49.818	173	29.420	184	33.859	232	196	11	2:01.910	54.427	164	30.655	186	36.828	227	198
5	1:50.052	48.829	169	28.628	188	32.595	234	214	12	2:00.241	54.528	160	30.331	185	35.382	228	204
6	1:52.073	49.483	166	29.516	169	33.074	231	206	13	2:24.028	52.501	169	30.192	195			208
7	1:53.185	49.022	164	29.372	181	34.791	233	206									

328 Pierre-Etienne Bordet , Porsche 997 GT3 Cup GTB Division / FRA theoretical besttime: 1:48.261

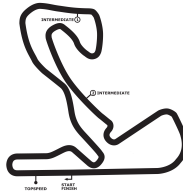
Lap	Time	S1	V1	S2	V2	S3	V3	Vmax	Lap	Time	S1	V1	S2	V2	S3	V3	Vmax
1	3:16.411		158	31.894	166	34.564	235		8	4:32.427	3:28.371	173	30.708	188	33.348	232	
2	2:16.307	50.760	139	31.980	176			222	9	1:51.596	49.172	176	28.703	198	33.721	231	217
3	3:44.432	2:39.509	174	30.977	186	33.946	228		10	1:49.664	48.633	185	28.517	196	32.514	237	222
4	1:53.432	52.104	175	28.718	204	32.610	232	233	11	1:48.933	48.162	189	28.160	204	32.611	239	212
5	1:49.050	48.048	185	28.357	197	32.645	232	220	12	1:49.089	47.998	183	28.565	203	32.526	237	222
6	1:49.915	48.290	181	28.809	202	32.816	228	225	13	2:30.629	47.587	183	28.199	209			223
7	2:15.817	59.824	164	30.774	174			234									

DTM Zandvoort

Circuit Park Zandvoort, length 4307 m

10. - 12.07.2015

Supercar Challenge



Lap Analysis qualifying, 10.07.2015

-Reg.No.: 0304.15.144

334 Simon Atkinson , Lamborghini Gallardo GTB Division / GBR theoretical besttime: 1:46.557

Lap	Time	S1	V1	S2	V2	S3	V3	Vmax	Lap	Time	S1	V1	S2	V2	S3	V3	Vmax
1	2:12.103		162	32.015	126	34.013	230		8	1:48.841	47.786	177	28.289	209	32.766	232	235
2	2:00.771	48.424	163	29.317	192			224	9	1:48.959	47.926	173	28.849	196	32.184	232	228
3	5:06.407	4:04.318	174	30.090	193	31.999	232		10	2:09.142	53.015	147	30.421	164			233
4	1:52.310	50.506	174	29.272	202	32.532	227	233	11	3:55.104	2:53.855	178	28.354	197	32.895	237	
5	1:48.306	47.866	180	28.355	178	32.085	234	231	12	1:47.568	47.095	181	28.472	210	32.001	237	241
6	1:51.718	49.490	122	30.552	204	31.676	235	226	13	1:47.548	47.016	179	27.865	209	32.667	237	227
7	1:47.349	47.331	174	27.881	209	32.137	229	235	14	2:41.121	47.489	179	38.415	85			234

343 Daan Meijer , Porsche 997 GT3 Cup GTB Division / NLD theoretical besttime: 1:46.428

Lap	Time	S1	V1	S2	V2	S3	V3	Vmax	Lap	Time	S1	V1	S2	V2	S3	V3	Vmax
1	2:28.251		164	30.318	139	34.802	232		8	2:02.124	47.493	160	30.194	167			224
2	2:08.463	49.076	181	28.434	192			205	9	3:43.494	2:42.816	183	28.451	191	32.227	233	
3	3:14.181	2:04.127	132	36.153	167	33.901	227		10	1:47.444	47.238	181	28.482	202	31.724	232	227
4	2:15.280	47.547	169	35.138	148			219	11	1:47.297	46.939	185	28.036	199	32.322	234	228
5	2:02.272	1:02.009	187	27.958	202	32.305	233		12	1:48.564	48.507	186	28.132	202	31.925	236	218
6	1:47.005	46.746	186	28.377	200	31.882	233	233	13	1:50.460	48.871	186	28.140	202	33.449	235	205
7	1:47.329	47.093	181	28.327	198	31.909	233	223	14	2:53.393	46.748	186	28.254	203			221

344 Ronald van Loon , BMW E46 M3 GTB Division / NLD theoretical besttime: 1:52.331

Lap	Time	S1	V1	S2	V2	S3	V3	Vmax	Lap	Time	S1	V1	S2	V2	S3	V3	Vmax
1	3:08.566		163	29.827	185	33.678	209		8	4:38.271	3:34.701	168	29.731	187	33.839	211	
2	2:09.545	52.269	146	30.776	159			215	9	1:52.931	50.242	171	29.314	188	33.375	213	218
3	4:12.324	3:05.940	162	30.557	182	35.827	200		10	1:53.172	49.678	174	29.959	187	33.535	213	221
4	1:52.545	49.801	175	29.355	184	33.389	211	212	11	1:52.838	49.642	170	29.459	187	33.737	212	222
5	1:52.711	49.704	173	29.462	188	33.545	211	220	12	1:52.933	49.758	169	29.554	185	33.621	213	219
6	1:54.512	51.100	165	29.523	182	33.889	215	218	13	2:36.752	49.776	169	30.278	122			219
7	2:13.014	50.518	156	35.009	139			213									

375 Ward Sluys , BMW M4 Silhouette GTB Division / BEL theoretical besttime: 1:46.165

Lap	Time	S1	V1	S2	V2	S3	V3	Vmax	Lap	Time	S1	V1	S2	V2	S3	V3	Vmax
1	2:42.912		147	32.753	167	35.497	221		9	1:49.343	47.573	169	29.078	184	32.692	228	236
2	1:52.412	50.196	171	29.169	186	33.047	222	208	10	1:48.593	47.971	185	28.127	202	32.495	227	229
3	2:00.498	49.896	142	30.906	198	39.696	149	219	11	1:48.020	47.208	180	28.489	204	32.323	223	231
4	1:55.910	55.353	180	28.889	201	31.668	230	124	12	1:47.283	46.938	178	28.059	204	32.286	228	231
5	1:46.602	46.870	184	28.396	202	31.336	229	234	13	1:48.948	47.788	182	28.283	204	32.877	225	237
6	1:47.234	47.057	188	28.133	204	32.044	226	234	14	1:46.984	47.158	181	27.959	204	31.867	231	235
7	2:07.414	47.148	184	36.758	197			235	15	1:47.004	47.113	178	28.037	205	31.854	231	239
8	3:23.559	2:22.397	176	28.729	203	32.433	228		16	2:53.818	1:05.819	110	37.419	106			218

376 Bob Herber , BMW M4 Silhouette GTB Division / NLD theoretical besttime: 1:44.287

Lap	Time	S1	V1	S2	V2	S3	V3	Vmax	Lap	Time	S1	V1	S2	V2	S3	V3	Vmax
1	2:41.889		152	31.680	189	34.898	215		9	1:58.419	46.715	184	28.790	197			239
2	1:52.969	49.543	175	29.211	165	34.215	221	197	10	4:02.343	2:58.428	180	30.081	195	33.834	184	
3	2:00.155	50.134	142	30.060	201	39.961	126	214	11	1:51.583	49.609	184	30.010	190	31.964	225	175
4	1:55.084	54.782	182	28.605	198	31.697	231	134	12	1:45.092	46.241	187	27.766	204	31.085	232	236
5	1:46.213	47.010	186	27.781	201	31.422	231	230	13	1:46.041	46.184	186	28.227	203	31.630	228	240
6	2:29.549	46.361	186	27.842	204			227	14	1:44.984	45.820	190	27.382	205	31.782	227	238
7	2:46.989	1:46.433	176	28.650	198	31.906	228		15	2:45.212	1:05.943	115	36.013	112			195
8	1:45.376	46.195	187	27.643	202	31.538	229	238									

399 Patrick Lamster , Porsche 997 CUP GTB Division / BEL theoretical besttime: 1:44.249

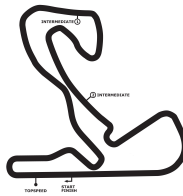
Lap	Time	S1	V1	S2	V2	S3	V3	Vmax	Lap	Time	S1	V1	S2	V2	S3	V3	Vmax
1	3:50.840		119	35.106	105	39.331	145		7	4:04.303	2:53.360	179	35.826	116	35.117	237	
2	2:42.991	1:08.468	87	42.810	89	51.713	141	153	8	1:57.352	47.005	176	28.429	188			232
3	1:55.072	55.088	184	28.603	191	31.381	236	141	9	5:31.248	4:25.020	155	31.381	158	34.847	225	
4	1:44.249	45.809	193	27.420	207	31.020	237	228	10	1:54.893	51.710	173	29.336	176	33.847	228	196
5	1:44.957	46.254	189	27.533	207	31.170	237	230	11	1:54.372	51.167	171	29.426	179	33.779	229	206
6	1:57.066	47.259	185	28.065	187			210	12	2:35.688	50.424	167	29.634	168			212

DTM Zandvoort

Circuit Park Zandvoort, length 4307 m

10. - 12.07.2015

Supercar Challenge



Topspeed qualifying, 10.07.2015

-Reg.No.: 0304.15.144

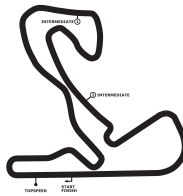
Car No.	Driver	Make	Speed km/h
101	Roger Grouwels	Dodge Viper GT3-R	269
110	Nicolas Vandierendonck	Corvette ZR1 GT1	260
106	Max Koebolt	Volvo S60 V8	257
102	Henry Zumbrink	Volvo S60 V8	250
174	Javier Morcillo	Mosler MT900R GT3	248
111	Henk Thuis	Radical RXC 2.7 V8	247
305	Milan Dontje	Corvette GT4	245
121	Nol Kohler	Solution F V8	244
334	Simon Atkinson	Lamborghini Gallardo	241
376	Bob Herber	BMW M4 Silhouette	240
302	Marcel van Berlo	Porsche 997 GT3 Cup	239
375	Ward Sluys	BMW M4 Silhouette	239
328	Pierre-Etienne Bordet	Porsche 997 GT3 Cup	234
343	Daan Meijer	Porsche 997 GT3 Cup	233
399	Patrick Lamster	Porsche 997 CUP	232
344	Ronald van Loon	BMW E46 M3	222
170	Niels Bouwhuis	Praga R1	220
312	Hans Verhelst	Porsche 991	214
309	Dirk Schulz	Porsche 997 GT3 Cup	206

DTM Zandvoort

Circuit Park Zandvoort, length 4307 m

10. - 12.07.2015

Supercar Challenge



Best Sector Times qualifying

Pos.	sector 1			sector 2			sector 3			theoretical and best lap time			Pos	
	No	Driver	Time	No	Driver	Time	No	Driver	Time	No	Driver	theoretical		Best
1	101	Grouwels-Snoeks	43.139	101	Grouwels-Snoeks	25.963	110	Vandierendonck-van	29.409	101	Grouwels-Snoeks	1:38.577	1:38.893	2
2	110	Vandierendonck-van	43.373	110	Vandierendonck-van	26.048	101	Grouwels-Snoeks	29.475	110	Vandierendonck-van	1:38.830	1:38.867	1
3	102	Zumbrink H.	43.784	102	Zumbrink H.	26.266	102	Zumbrink H.	29.825	102	Zumbrink H.	1:39.875	1:40.222	3
4	174	Morcillo-Cintrano	44.257	106	Koebolt-Stoffel	26.560	174	Morcillo-Cintrano	30.096	174	Morcillo-Cintrano	1:41.117	1:41.403	5
5	106	Koebolt-Stoffel	44.488	174	Morcillo-Cintrano	26.764	106	Koebolt-Stoffel	30.135	106	Koebolt-Stoffel	1:41.183	1:41.183	4
6	111	Thuis H.	45.328	111	Thuis H.	26.927	111	Thuis H.	30.210	111	Thuis H.	1:42.465	1:42.746	6
7	305	Dontje-Kool	45.397	170	Bouwhuis N.	26.959	121	Kohler-Kuijer	30.667	305	Dontje-Kool	1:43.717	1:43.717	7
8	399	Lamster-Molenaar	45.809	305	Dontje-Kool	27.292	399	Lamster-Molenaar	31.020	170	Bouwhuis N.	1:44.059	1:44.112	8
9	376	Herber B.	45.820	376	Herber B.	27.382	305	Dontje-Kool	31.028	121	Kohler-Kuijer	1:44.114	1:44.381	10
10	121	Kohler-Kuijer	46.041	121	Kohler-Kuijer	27.406	170	Bouwhuis N.	31.045	399	Lamster-Molenaar	1:44.249	1:44.249	9
11	170	Bouwhuis N.	46.055	399	Lamster-Molenaar	27.420	376	Herber B.	31.085	376	Herber B.	1:44.287	1:44.984	11
12	302	van Berlo M.	46.584	334	Atkinson S.	27.865	375	Sluys-Jonckheere	31.336	375	Sluys-Jonckheere	1:46.165	1:46.602	12
13	343	Meijer D.	46.746	302	van Berlo M.	27.955	334	Atkinson S.	31.676	302	van Berlo M.	1:46.400	1:46.853	13
14	375	Sluys-Jonckheere	46.870	343	Meijer D.	27.958	343	Meijer D.	31.724	343	Meijer D.	1:46.428	1:47.005	14
15	334	Atkinson S.	47.016	375	Sluys-Jonckheere	27.959	302	van Berlo M.	31.861	334	Atkinson S.	1:46.557	1:47.349	15
16	328	Bordet P.	47.587	328	Bordet P.	28.160	328	Bordet P.	32.514	328	Bordet P.	1:48.261	1:48.933	16
17	312	Verhelst-Verheyen	48.751	312	Verhelst-Verheyen	28.628	312	Verhelst-Verheyen	32.595	312	Verhelst-Verheyen	1:49.974	1:50.052	17
18	344	van Loon R.	49.642	344	van Loon R.	29.314	344	van Loon R.	33.375	344	van Loon R.	1:52.331	1:52.545	18
19	309	Schulz D.	51.028	309	Schulz D.	29.929	309	Schulz D.	34.783	309	Schulz D.	1:55.740	1:57.328	19

DTM Zandvoort

Circuit Park Zandvoort, length 4307 m

10. - 12.07.2015


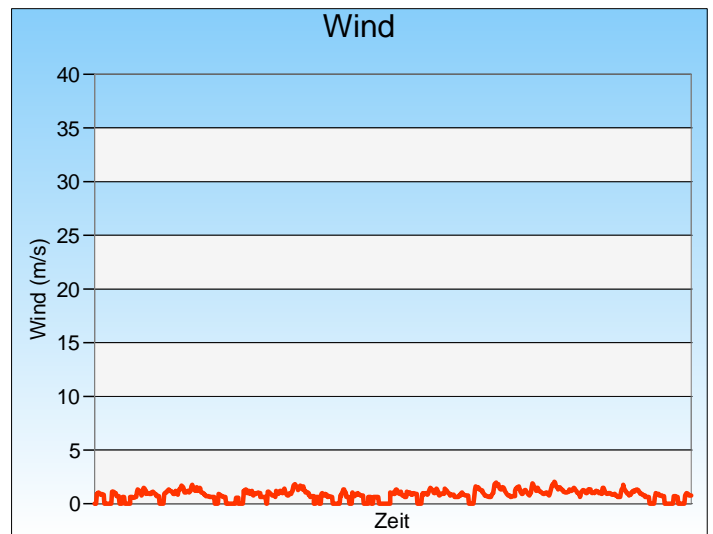
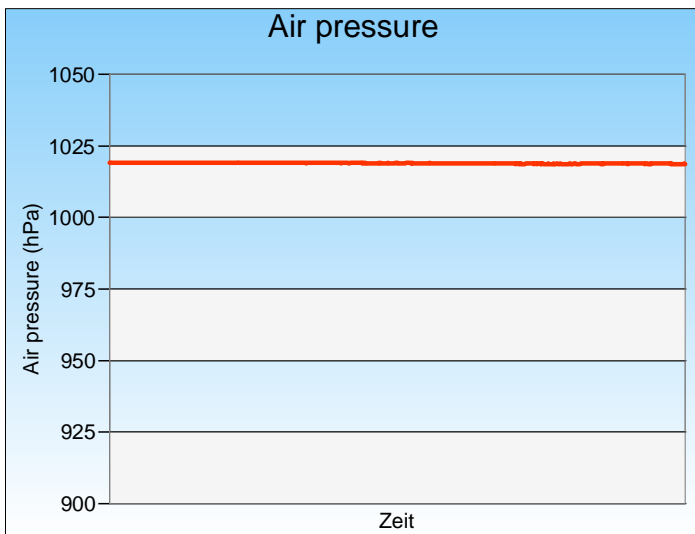
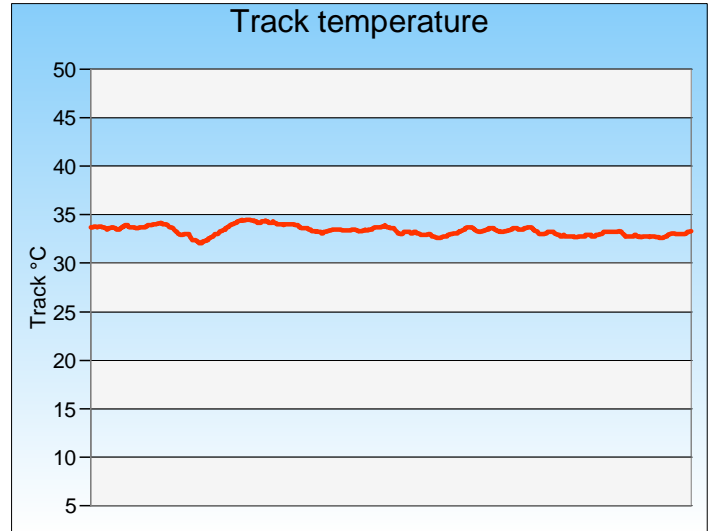
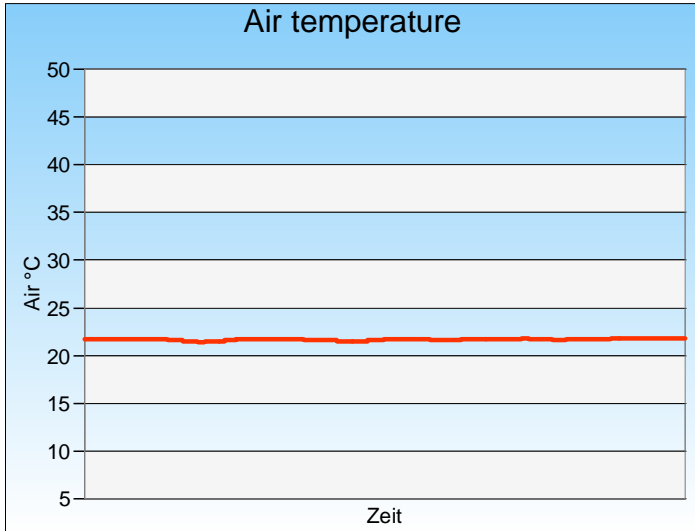
Supercar Challenge



Weather qualifying

-Reg.No.: 0304.15.144

10.07.2015, 17:00:00 - 17:30:00



Weather:

sunny

