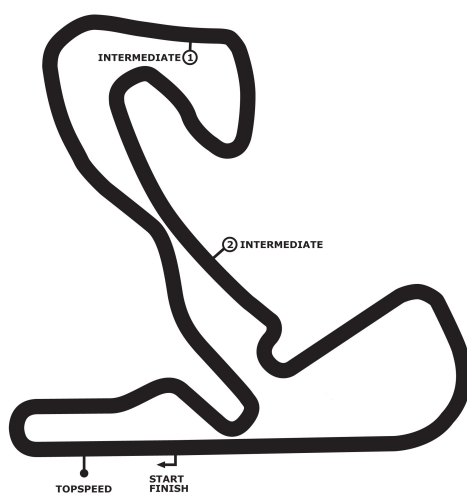




DTM Zandvoort

free practice



Circuit Park Zandvoort 4307 m


10. - 12.07.2015

DTM Zandvoort

Circuit Park Zandvoort, length 4307 m

10. - 12.07.2015

Supercar Challenge



-Reg.No.: 0304.15.144

Result free practice, 10.07.2015

Rk	No.	Cl	Driver	Nat.	Team	Car	laps	Besttime	GAP	km/h
1	101	SGT	Roger Grouwels Kelvin Snoeks	NLD NLD	Team RaceArt	Dodge Viper GT3-R	25	1:39.911		155.190
2	110	SGT	Nicolas Vandierendonck Jeffrey van Hooydonk	BEL BEL	Shipex Srt Racing	Corvette ZR1 GT1	19	1:40.787	00.876	153.841
3	102	SGT	Henry Zumbrink	NLD	Volvo Reede Racing by DayVTec	Volvo S60 V8	18	1:41.618	01.707	152.583
4	111	SGT	Henk Thuis	NLD	Radical Benelux	Radical RXC 2.7 V8	22	1:42.886	02.975	150.703
5	174	SGT	Javier Morcillo Manuel Cintrano	ESP ESP	Neil Garner Motorsport	Mosler MT900R GT3	26	1:43.329	03.418	150.057
6	106	SGT	Max Koebolt Pol Stoffel	NLD LUX	Day-V-Tec	Volvo S60 V8	25	1:43.687	03.776	149.539
7	305	GTB	Milan Dontje Ferdinand Kool	NLD NLD	Day-V-Tec	Corvette GT4	19	1:45.121	05.210	147.499
8	370	GTB	Niels Bouwhuis	NLD	Divitec Racing	Praga R1	22	1:45.424	05.513	147.075
9	399	GTB	Patrick Lamster Donald Molenaar	BEL NLD	Euroseal/EMG Motorsport	Porsche 997 CUP	18	1:46.564	06.653	145.501
10	121	SGT	Nol Kohler Carlo Kuijer	NLD NLD	BlueBerry Racing	Solution F V8	21	1:47.592	07.681	144.111
11	375	GTB	Ward Sluys Frédérique Jonckheere	BEL BEL	JR Motorsport	BMW M4 Silhouette	25	1:48.016	08.105	143.545
12	376	GTB	Bob Herber	NLD	Rapide Racing	BMW M4 Silhouette	17	1:48.230	08.319	143.262
13	343	GTB	Daan Meijer	NLD	Lammertink Racing	Porsche 997 GT3 Cuç	11	1:48.768	08.857	142.553
14	334	GTB	Simon Atkinson	GBR	Backdraft Motorsport	Lamborghini Gallardo	18	1:48.865	08.954	142.426
15	302	GTB	Marcel van Berlo	NLD	Van Berlo Racing	Porsche 997 GT3 Cuç	26	1:49.272	09.361	141.895
16	328	GTB	Pierre-Etienne Bordet	FRA	First Motorsport	Porsche 997 GT3 Cuç	21	1:49.565	09.654	141.516
17	335	GTB	Nick Stavely	GBR	In2Racing	Porsche 991 Cup	19	1:49.975	10.064	140.988
18	173	SGT	Berry van Elk	NLD	BlueBerry Racing	Mosler MT900R GT3	6	1:50.271	10.360	140.610
19	344	GTB	Ronald van Loon	NLD	BlueBerry Racing	BMW E46 M3	18	1:51.934	12.023	138.521
20	377	GTB	Ruud Olij	NLD	Olij Racing	BMW M3 V8	16	1:53.111	13.200	137.080
21	309	GTB	Dirk Schulz	NLD	Topper Team	Porsche 997 GT3 Cuç	18	1:55.304	15.393	134.472
22	312	GTB	Hans Verhelst Guy Verheyen	BEL BEL	GHK Racing (Speedlover)	Porsche 991	25	1:55.428	15.517	134.328

posted:

clerk of the course:

timekeeper:

subject to final scrutineering

Timekeeping and Dataservice: _wige Solutions gmbh, Meuspath, GER, www.wige.de

Chief timekeeping: Stefan Schlerkmann, Roetgen, GER, stefan.schlerkmann@wige.de

Page 1

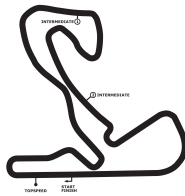
printed : 10.7.2015 - 13:31

DTM Zandvoort

Circuit Park Zandvoort, length 4307 m

10. - 12.07.2015

Supercar Challenge



Lap by Lap free practice, 10.07.2015

-Reg.No.: 0304.15.144

101 Roger Grouwels , Dodge Viper GT3-R SuperGT Division / NLD															
1	2:08.255	2	1:42.192	3	1:41.286	4	1:40.750	pit	1:51.289	6	4:01.343	7	1:41.869	8	1:39.911
pit	1:49.296	10	6:51.101	11	1:46.736	12	1:45.010	13	1:49.083	14	1:42.445	15	1:46.595	16	1:44.702
17	1:43.871	pit	1:54.638	19	4:10.235	20	1:44.049	21	1:41.657	22	1:42.112	23	1:42.089	24	1:46.217
pit	2:29.056														

102 Henry Zumbrink , Volvo S60 V8 SuperGT Division / NLD															
1	2:12.682	2	1:49.599	pit	2:02.193	pit	3:26.728	5	2:58.478	6	1:42.479	7	1:42.434	pit	1:55.630
9	12:41.407	10	1:41.777	pit	1:55.215	12	7:11.385	13	1:41.774	14	1:41.618	15	1:41.802	pit	1:55.392
17	4:26.355	pit	2:52.837												

106 Max Koebolt , Volvo S60 V8 SuperGT Division / NLD															
1	2:26.366	2	1:48.991	3	1:46.778	4	1:47.614	5	1:46.155	6	1:45.426	7	1:45.055	8	1:44.471
9	1:45.057	10	1:43.687	11	1:46.153	12	1:44.760	13	1:44.734	14	1:45.518	pit	1:55.158	16	6:45.971
17	1:53.231	18	1:53.419	19	1:53.631	20	1:54.215	21	1:54.155	22	1:55.973	23	1:54.488	24	1:52.938
pit	2:12.848														

110 Nicolas Vandierendonck , Corvette ZR1 GT1 SuperGT Division / BEL															
1	2:07.379	2	1:43.798	pit	1:59.771	4	7:01.335	5	1:45.306	6	1:44.801	7	1:43.678	pit	2:03.433
9	4:49.486	10	1:43.755	11	1:42.616	pit	2:04.318	13	4:31.982	14	1:40.787	15	1:41.932	pit	1:51.872
17	3:45.571	18	1:42.516	pit	2:03.934										

111 Henk Thuis , Radical RXC 2.7 V8 SuperGT Division / NLD															
1	2:47.174	2	1:48.926	3	1:46.821	4	1:46.306	5	1:43.780	6	1:45.669	7	1:45.429	pit	1:55.066
9	7:13.725	10	1:44.517	11	1:43.868	12	1:44.131	13	1:44.284	14	1:43.176	pit	1:55.265	16	10:53.416
17	1:48.434	18	1:46.698	19	1:49.291	20	1:43.821	21	1:42.886	pit	3:00.713				

121 Nol Kohler , Solution F V8 SuperGT Division / NLD															
1	3:46.876	2	2:09.591	3	1:58.069	4	1:52.223	5	1:50.550	6	1:49.515	7	1:47.698	pit	2:03.595
9	9:09.033	10	1:47.710	11	2:27.767	12	1:47.592	13	1:47.773	14	1:47.990	pit	2:02.086	16	4:29.669
17	1:52.242	18	1:50.142	19	1:50.148	pit	2:00.026	pit	4:23.556						

173 Berry van Elk , Mosler MT900R GT3 SuperGT Division / NLD															
1	3:29.230	2	1:54.778	3	1:50.271	pit	2:07.085	5	25:30.874	6	1:52.083				

174 Javier Morcillo , Mosler MT900R GT3 SuperGT Division / ESP															
1	2:52.318	2	1:51.862	3	1:51.260	4	1:46.098	5	1:44.824	6	1:43.778	7	1:43.329	pit	1:54.763
9	4:05.680	10	1:57.346	11	1:57.064	12	1:54.860	13	1:52.826	14	1:50.484	15	1:50.452	16	1:48.627
17	1:52.422	18	1:49.307	19	1:48.154	20	1:53.659	21	1:48.972	22	1:51.565	23	1:48.476	pit	2:04.785
25	5:00.793	pit	2:54.699												

302 Marcel van Berlo , Porsche 997 GT3 Cup GTB Division / NLD															
1	2:52.491	2	1:57.949	3	1:53.975	4	1:54.344	5	1:51.452	pit	2:03.470	7	2:57.633	8	1:51.749
9	1:51.256	10	1:49.577	11	1:49.831	12	1:49.418	13	1:49.715	14	1:49.272	15	1:50.748	pit	2:00.106
17	3:42.606	18	1:54.115	19	1:52.813	20	1:54.179	21	1:56.362	22	1:51.194	23	1:50.975	24	1:49.865
pit	2:01.286	pit	4:55.965												

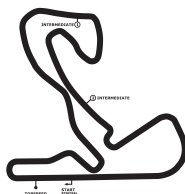
305 Milan Dontje , Corvette GT4 GTB Division / NLD															
1	2:31.365	2	1:52.824	pit	1:59.425	4	4:46.306	5	1:46.146	6	1:46.431	7	1:46.370	8	1:45.544
9	1:45.121	pit	2:02.639	11	4:17.524	12	1:47.951	13	1:46.218	14	1:46.775	15	1:46.647	16	1:46.101

DTM Zandvoort

Circuit Park Zandvoort, length 4307 m

10. - 12.07.2015

Supercar Challenge



Lap by Lap free practice, 10.07.2015

-Reg.No.: 0304.15.144

17	1:46.335	18	1:46.414	pit	1:59.075										
----	----------	----	----------	-----	----------	--	--	--	--	--	--	--	--	--	--

309 Dirk Schulz , Porsche 997 GT3 Cup GTB Division / NLD

pit	3:31.395	2	5:04.994	3	2:04.004	pit	2:09.126	5	5:50.767	6	1:55.581	7	1:59.564	pit	2:04.213
9	4:11.243	10	1:57.353	11	1:55.304	12	1:57.289	13	1:56.328	pit	2:05.749	15	6:36.666	16	1:57.934
pit	2:39.447	pit	5:39.825												

312 Hans Verhelst , Porsche 991 GTB Division / BEL

1	3:17.141	2	1:59.162	3	1:55.428	4	1:58.000	pit	2:18.878	6	4:13.626	7	2:04.688	8	2:00.845
9	2:01.671	10	2:01.634	11	2:00.767	12	2:01.207	13	1:59.789	14	2:00.734	15	2:00.727	16	2:00.207
17	2:01.316	18	2:01.885	19	1:59.261	20	2:01.056	21	2:02.113	22	1:59.710	23	2:00.091	24	2:00.890
pit	2:41.012														

328 Pierre-Etienne Bordet , Porsche 997 GT3 Cup GTB Division / FRA

1	2:24.490	2	1:59.497	3	1:56.603	pit	2:09.120	5	5:04.192	6	1:52.603	7	2:06.976	8	1:55.391
9	1:52.278	pit	2:00.746	11	5:19.547	12	1:54.854	13	1:50.734	14	1:50.774	15	1:50.682	pit	2:06.596
17	9:19.009	18	1:53.167	19	1:49.565	20	1:49.696	pit	2:52.349						

334 Simon Atkinson , Lamborghini Gallardo GTB Division / GBR

1	3:15.634	2	1:55.295	3	1:51.787	pit	2:11.068	5	4:08.716	6	1:50.925	7	1:49.662	8	1:48.865
9	1:49.658	pit	2:00.302	11	6:54.772	12	1:49.155	13	1:49.371	pit	2:02.820	15	7:01.399	16	1:49.105
pit	2:02.604	pit	5:41.299												

335 Nick Stavely , Porsche 991 Cup GTB Division / GBR

1	2:50.713	pit	2:26.639	3	5:45.331	4	1:52.595	5	1:51.490	6	1:51.957	7	1:50.015	8	1:51.801
pit	2:02.889	10	9:20.856	11	1:50.840	12	1:50.563	13	1:49.975	pit	2:03.253	15	4:30.190	16	1:54.780
17	1:54.738	18	1:51.786	19	1:50.152										

343 Daan Meijer , Porsche 997 GT3 Cup GTB Division / NLD

1	2:59.762	2	1:52.465	3	1:50.421	4	2:02.163	5	1:48.994	6	1:48.768	pit	2:00.893	8	5:10.848
9	1:50.775	10	1:50.509	pit	2:01.243										

344 Ronald van Loon , BMW E46 M3 GTB Division / NLD

1	3:34.364	2	1:55.458	3	1:53.527	4	1:52.854	5	1:52.953	6	1:53.407	pit	2:05.351	8	9:42.817
9	1:51.986	10	1:51.934	11	1:56.836	12	1:52.625	13	1:52.346	pit	2:06.358	15	11:49.216	16	1:52.754
17	1:53.071	pit	2:31.977												

370 Niels Bouwhuis , Praga R1 GTB Division / NLD

1	2:43.697	2	1:59.652	3	1:53.991	4	1:52.039	5	1:48.687	6	1:48.212	pit	1:59.992	8	6:31.472
pit	2:07.196	10	5:32.339	11	1:49.325	12	1:50.469	13	1:50.959	14	1:50.502	15	1:49.372	16	1:50.548
pit	2:07.530	18	4:58.212	19	1:47.980	20	1:47.561	21	1:45.424	pit	2:38.871				

375 Ward Sluys , BMW M4 Silhouette GTB Division / BEL

1	2:59.581	2	1:56.941	3	1:52.987	4	1:51.225	5	1:51.521	6	1:50.184	7	1:50.002	pit	2:00.531
9	4:15.992	10	1:49.300	11	1:48.115	12	1:48.331	13	1:49.762	14	1:48.265	15	1:57.563	16	1:48.258
17	1:48.016	18	1:48.547	pit	2:05.349	20	6:55.364	21	1:48.316	22	1:50.785	23	1:49.551	24	1:55.069
pit	3:08.239														

376 Bob Herber , BMW M4 Silhouette GTB Division / NLD

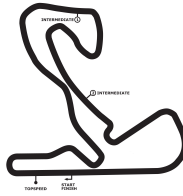
pit	9:42.044	2	3:24.490	3	1:52.897	pit	2:04.725	5	5:48.895	6	1:49.354	7	1:49.385	8	1:48.674
-----	----------	---	----------	---	----------	-----	----------	---	----------	---	----------	---	----------	---	----------

DTM Zandvoort

Circuit Park Zandvoort, length 4307 m

10. - 12.07.2015

Supercar Challenge



Lap by Lap free practice, 10.07.2015

-Reg.No.: 0304.15.144

9	1:48.440	10	1:48.230	pit	2:00.672	12	6:25.690	13	1:48.356	14	1:48.755	15	1:50.336	16	1:48.706
pit	2:03.083														

377 Ruud Olij , BMW M3 V8 GTB Division / NLD

1	3:21.476	pit	2:13.225	3	6:18.440	4	1:55.986	5	1:55.450	6	1:56.879	7	1:56.714	8	1:54.516
9	1:55.093	10	1:54.295	11	1:55.528	12	1:53.111	pit	2:03.781	14	5:18.339	15	1:55.018	pit	2:06.378

399 Patrick Lamster , Porsche 997 CUP GTB Division / BEL

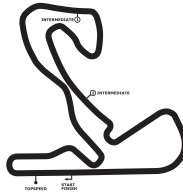
1	2:47.952	2	2:08.500	pit	2:18.117	4	4:28.821	5	1:48.119	6	1:47.799	pit	2:00.933	8	7:49.176
9	1:46.743	10	1:46.564	pit	1:59.858	12	7:36.375	13	1:57.926	14	1:47.219	15	1:50.273	pit	1:59.377
17	5:06.977	18	4:56.429												

DTM Zandvoort

Circuit Park Zandvoort, length 4307 m

10. - 12.07.2015

Supercar Challenge



-Reg.No.: 0304.15.144

Lap Analysis free practice, 10.07.2015

101 Roger Grouwels , Dodge Viper GT3-R SuperGT Division / NLD										theoretical besttime: 1:39.605								
Lap	Time	S1	V1	S2	V2	S3	V3	Vmax		Lap	Time	S1	V1	S2	V2	S3	V3	Vmax
1	2:08.255		168	29.654	210	31.008	255			14	1:42.445	44.959	197	27.400	220	30.086	258	253
2	1:42.192	45.279	191	26.663	223	30.250	254	236		15	1:46.595	47.262	159	28.849	220	30.484	257	252
3	1:41.286	45.057	202	26.294	225	29.935	257	255		16	1:44.702	46.307	194	27.512	220	30.883	256	248
4	1:40.750	43.981	203	26.317	219	30.452	256	257		17	1:43.871	45.514	197	27.878	163	30.479	252	252
5	1:51.289	43.632	196	27.635	223			264		18	1:54.638	46.717	192	27.689	220			202
6	4:01.343	3:03.803	186	26.880	221	30.660	255			19	4:10.235	3:10.412	184	27.395	209	32.428	248	
7	1:41.869	45.746	202	26.365	226	29.758	257	261		20	1:44.049	45.778	200	27.530	214	30.741	257	243
8	1:39.911	43.771	200	26.215	226	29.925	257	266		21	1:41.657	44.407	202	27.169	224	30.081	255	257
9	1:49.296	43.713	202	26.744	223			268		22	1:42.112	44.641	202	27.357	223	30.114	256	250
10	6:51.101	5:46.470	154	30.973	171	33.658	248			23	1:42.089	44.788	200	27.193	223	30.108	257	249
11	1:46.736	47.999	186	28.054	213	30.683	255	222		24	1:46.217	46.581	176	28.470	217	31.166	255	248
12	1:45.010	47.040	196	27.505	205	30.465	255	249		25	2:29.056	48.122	149	29.949	153			254
13	1:49.083	45.558	169	32.712	209	30.813	253	256										

102 Henry Zumbrink , Volvo S60 V8 SuperGT Division / NLD										theoretical besttime: 1:41.325								
Lap	Time	S1	V1	S2	V2	S3	V3	Vmax		Lap	Time	S1	V1	S2	V2	S3	V3	Vmax
1	2:12.682		152	32.722	147	34.121	222			10	1:41.777	44.919	194	26.583	211	30.275	259	244
2	1:49.599	49.648	181	28.392	184	31.559	251	194		11	1:55.215	45.244	184	28.463	198			234
3	2:02.193	49.815	168	28.477	174			212		12	7:11.385	6:13.569	188	27.246	211	30.570	255	
4	3:26.728	2:15.740	191	27.323	183					13	1:41.774	44.823	197	26.693	214	30.258	257	236
5	2:58.478	2:01.439	194	26.587	204	30.452	256			14	1:41.618	44.855	196	26.630	212	30.133	264	247
6	1:42.479	44.767	194	26.676	197	31.036	255	237		15	1:41.802	44.665	195	26.751	216	30.386	259	245
7	1:42.434	45.589	192	26.527	205	30.318	257	231		16	1:55.392	46.106	194	27.190	196			228
8	1:55.630	44.781	192	27.920	174			243		17	4:26.355	3:29.301	192	26.908	215	30.146	259	
9	12:41.407	11:41	183	27.827	190	31.715	253			18	2:52.837	47.562	137	39.279	82			252

106 Max Koebolt , Volvo S60 V8 SuperGT Division / NLD										theoretical besttime: 1:43.604								
Lap	Time	S1	V1	S2	V2	S3	V3	Vmax		Lap	Time	S1	V1	S2	V2	S3	V3	Vmax
1	2:26.366		156	31.849	162	34.339	250			14	1:45.518	46.096	194	27.741	208	31.681	255	238
2	1:48.991	49.693	183	27.733	208	31.565	255	218		15	1:55.158	46.396	190	27.698	195			243
3	1:46.778	47.404	193	27.814	202	31.560	255	253		16	6:45.971	5:41.507	167	30.704	185	33.760	248	
4	1:47.614	47.064	170	28.821	198	31.729	254	233		17	1:53.231	50.525	180	29.443	198	33.263	251	218
5	1:46.155	46.834	188	27.699	204	31.622	255	245		18	1:53.419	50.292	178	29.199	196	33.928	244	200
6	1:45.426	46.444	192	27.465	207	31.517	256	242		19	1:53.631	50.617	180	29.220	198	33.794	246	204
7	1:45.055	45.923	193	27.852	203	31.280	256	241		20	1:54.215	50.443	178	29.752	191	34.020	246	219
8	1:44.471	46.320	194	27.212	215	30.939	256	248		21	1:54.155	50.754	174	29.621	201	33.780	245	207
9	1:45.057	45.852	189	28.089	213	31.116	256	249		22	1:55.973	51.085	169	30.715	190	34.173	247	220
10	1:43.687	45.729	192	27.037	216	30.921	256	251		23	1:54.488	50.777	170	29.558	201	34.153	249	217
11	1:46.153	47.757	192	27.335	215	31.061	256	246		24	1:52.938	50.360	168	29.062	189	33.516	246	224
12	1:44.760	46.050	192	27.350	198	31.360	256	248		25	2:12.848	52.664	163	30.573	159			205
13	1:44.734	46.539	192	27.357	217	30.838	255	226										

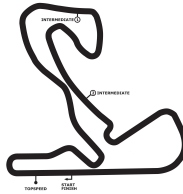
110 Nicolas Vandierendonck , Corvette ZR1 GT1 SuperGT Division / BEL										theoretical besttime: 1:40.486								
Lap	Time	S1	V1	S2	V2	S3	V3	Vmax		Lap	Time	S1	V1	S2	V2	S3	V3	Vmax
1	2:07.379		161	29.102	191	31.337	252			11	1:42.616	45.410	196	26.838	220	30.368	255	255
2	1:43.798	45.802	192	26.867	215	31.129	251	236		12	2:04.318	50.084	170	30.487	175			253
3	1:59.771	52.351	182	27.213	213			229		13	4:31.982	3:34.513	178	27.319	216	30.150	256	
4	7:01.335	6:00.885	173	28.748	215	31.702	242			14	1:40.787	44.324	200	26.621	220	29.842	255	253
5	1:45.306	47.071	187	27.408	216	30.827	247	247		15	1:41.932	45.157	179	26.962	221	29.813	254	249
6	1:44.801	46.565	188	27.355	218	30.881	247	246		16	1:51.872	44.477	189	27.353	209			239
7	1:43.678	45.988	193	27.019	216	30.671	247	253		17	3:45.571	2:47.762	188	27.004	195	30.805	253	
8	2:03.433	48.668	178	28.304	198			250		18	1:42.516	46.252	192	26.723	220	29.541	256	221
9	4:49.486	3:50.769	179	27.728	216	30.989	248			19	2:03.934	48.650	145	29.669	162			226
10	1:43.755	45.892	193	27.323	220	30.540	251	252										

DTM Zandvoort

Circuit Park Zandvoort, length 4307 m

10. - 12.07.2015

Supercar Challenge



Lap Analysis free practice, 10.07.2015

-Reg.No.: 0304.15.144

111 Henk Thuis , Radical RXC 2.7 V8 SuperGT Division / NLD

theoretical besttime: 1:42.579

Lap	Time	S1	V1	S2	V2	S3	V3	Vmax	Lap	Time	S1	V1	S2	V2	S3	V3	Vmax
1	2:47.174		163	30.065	172	33.561	230		12	1:44.131	45.484	186	27.767	196	30.880	244	232
2	1:48.926	49.568	178	27.857	185	31.501	241	211	13	1:44.284	46.228	192	27.254	207	30.802	243	233
3	1:46.821	46.983	179	28.239	198	31.599	237	221	14	1:43.176	45.371	191	27.324	207	30.481	243	228
4	1:46.306	46.954	183	28.290	206	31.062	240	232	15	1:55.265	45.903	188	27.221	208			246
5	1:43.780	46.193	189	26.941	204	30.646	242	208	16	10:53.416	9:55.114	185	27.451	208	30.851	243	
6	1:45.669	46.995	194	27.867	204	30.807	244	223	17	1:48.434	48.852	180	27.702	200	31.880	239	243
7	1:45.429	46.851	185	27.748	200	30.830	244	237	18	1:46.698	45.762	189	27.628	179	33.308	237	246
8	1:55.066	45.872	189	27.472	201			249	19	1:49.291	48.517	186	29.448	178	31.326	243	206
9	7:13.725	6:14.106	190	27.140	186	32.479	239		20	1:43.821	45.392	193	27.159	200	31.270	245	243
10	1:44.517	45.989	188	27.343	200	31.185	243	244	21	1:42.886	45.157	192	27.196	206	30.533	242	250
11	1:43.868	45.776	194	27.367	208	30.725	242	227	22	3:00.713	49.314	113	45.052	84			234

121 Nol Kohler , Solution F V8 SuperGT Division / NLD

theoretical besttime: 1:46.593

Lap	Time	S1	V1	S2	V2	S3	V3	Vmax	Lap	Time	S1	V1	S2	V2	S3	V3	Vmax
1	3:46.876		102	43.026	98	41.180	200		12	1:47.592	46.983	182	28.582	204	32.027	238	235
2	2:09.591	58.628	142	33.106	143	37.857	210	182	13	1:47.773	46.851	185	28.749	190	32.173	242	244
3	1:58.069	52.386	156	31.235	174	34.448	228	183	14	1:47.990	46.988	186	28.569	193	32.433	237	241
4	1:52.223	49.838	173	29.056	172	33.329	235	206	15	2:02.086	48.248	181	28.608	204			232
5	1:50.550	48.440	171	29.135	192	32.975	236	206	16	4:29.669	3:24.747	161	30.333	189	34.589	231	
6	1:49.515	47.770	183	29.382	182	32.363	239	219	17	1:52.242	50.005	170	29.135	198	33.102	232	226
7	1:47.698	47.151	176	28.416	201	32.131	239	235	18	1:50.142	48.838	174	28.427	204	32.877	233	237
8	2:03.595	48.056	171	30.089	159			244	19	1:50.148	48.609	177	28.297	198	33.242	234	227
9	9:09.033	8:05.594	169	29.857	161	33.582	237		20	2:00.026	48.325	181	28.955	173			223
10	1:47.710	47.671	181	28.490	198	31.549	238	234	21	4:23.556	2:42.724	170	29.078	198			
11	2:27.767	46.747	186	1:07.605	184	33.415	236	237									

173 Berry van Elk , Mosler MT900R GT3 SuperGT Division / NLD

theoretical besttime: 1:49.767

Lap	Time	S1	V1	S2	V2	S3	V3	Vmax	Lap	Time	S1	V1	S2	V2	S3	V3	Vmax
1	3:29.230		146	33.502	149	38.974	184		4	2:07.085	49.114	171	29.181	187			235
2	1:54.778	51.307	169	29.871	185	33.600	227	173	5	25:30.874	24:22	146	30.661	155	37.428	188	
3	1:50.271	48.675	169	28.896	197	32.700	247	209	6	1:52.083	50.156	174	28.392	190	33.535	241	186

174 Javier Morcillo , Mosler MT900R GT3 SuperGT Division / ESP

theoretical besttime: 1:43.298

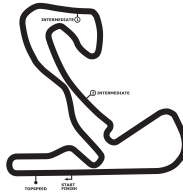
Lap	Time	S1	V1	S2	V2	S3	V3	Vmax	Lap	Time	S1	V1	S2	V2	S3	V3	Vmax
1	2:52.318		124	31.703	168	34.766	243		14	1:50.484	49.206	171	28.401	210	32.877	244	239
2	1:51.862	51.883	160	28.364	191	31.615	246	199	15	1:50.452	48.801	178	28.525	197	33.126	245	234
3	1:51.260	48.737	158	29.409	182	33.114	244	210	16	1:48.627	47.932	178	28.127	205	32.568	245	244
4	1:46.098	47.342	173	27.744	211	31.012	251	237	17	1:52.422	49.979	171	29.956	214	32.487	244	224
5	1:44.824	46.581	178	27.593	188	30.650	250	227	18	1:49.307	48.868	184	27.969	216	32.470	245	243
6	1:43.778	45.703	178	27.151	201	30.924	253	232	19	1:48.154	47.868	177	27.809	202	32.477	239	243
7	1:43.329	45.689	182	27.182	211	30.458	250	230	20	1:53.659	51.919	172	28.523	176	33.217	245	161
8	1:54.763	45.915	178	27.529	207			228	21	1:48.972	48.496	182	27.865	208	32.611	246	227
9	4:05.680	2:59.155	153	31.317	168	35.208	239		22	1:51.565	51.562	178	27.841	218	32.162	247	217
10	1:57.346	52.737	165	29.873	176	34.736	242	200	23	1:48.476	48.127	180	27.835	210	32.514	246	216
11	1:57.064	51.037	164	32.042	169	33.985	245	215	24	2:04.785	50.512	177	29.421	171			246
12	1:54.860	51.727	162	29.760	198	33.373	244	208	25	5:00.793	4:01.910	170	27.647	185	31.236	248	
13	1:52.826	50.600	172	28.781	187	33.445	242	226	26	2:54.699	46.131	135	42.770	89			236

DTM Zandvoort

Circuit Park Zandvoort, length 4307 m

10. - 12.07.2015

Supercar Challenge



Lap Analysis free practice, 10.07.2015

-Reg.No.: 0304.15.144

302 Marcel van Berlo , Porsche 997 GT3 Cup GTB Division / NLD

theoretical besttime: 1:48.504

Lap	Time	S1	V1	S2	V2	S3	V3	Vmax	Lap	Time	S1	V1	S2	V2	S3	V3	Vmax
1	2:52.491		153	32.788	171	36.965	223		14	1:49.272	48.228	180	28.378	205	32.666	240	219
2	1:57.949	53.936	143	30.096	198	33.917	237	181	15	1:50.748	47.761	182	30.456	205	32.531	241	226
3	1:53.975	50.292	168	30.320	190	33.363	238	212	16	2:00.106	47.994	181	28.474	209			220
4	1:54.344	51.825	176	29.476	203	33.043	238	223	17	3:42.606	2:39.804	172	29.391	195	33.411	240	
5	1:51.452	49.624	177	28.821	200	33.007	238	226	18	1:54.115	52.005	180	29.217	201	32.893	241	201
6	2:03.470	48.558	178	28.886	185			218	19	1:52.813	49.780	170	29.340	195	33.693	238	228
7	2:57.633	1:55.735	176	28.764	206	33.134	237		20	1:54.179	50.324	176	29.983	189	33.872	235	210
8	1:51.749	49.281	177	28.599	203	33.869	237	225	21	1:56.362	50.760	173	30.034	190	35.568	228	206
9	1:51.256	49.766	179	28.657	202	32.833	238	210	22	1:51.194	48.832	166	29.455	199	32.907	242	237
10	1:49.577	48.580	180	28.350	203	32.647	240	208	23	1:50.975	48.468	177	29.533	189	32.974	240	220
11	1:49.831	48.648	184	28.576	189	32.607	242	224	24	1:49.865	48.204	182	28.959	205	32.702	241	230
12	1:49.418	48.603	180	28.422	204	32.393	242	210	25	2:01.286	48.571	177	29.055	202			232
13	1:49.715	48.472	182	28.544	202	32.699	240	213	26	4:55.965	2:55.432	136	34.037	167			

305 Milan Dontje , Corvette GT4 GTB Division / NLD

theoretical besttime: 1:45.090

Lap	Time	S1	V1	S2	V2	S3	V3	Vmax	Lap	Time	S1	V1	S2	V2	S3	V3	Vmax
1	2:31.365		147	32.592	145	36.053	227		11	4:17.524	3:15.526	180	29.095	194	32.903	232	
2	1:52.824	50.784	176	28.880	160	33.160	232	189	12	1:47.951	47.493	187	28.349	193	32.109	232	223
3	1:59.425	47.869	182	28.886	183			204	13	1:46.218	46.375	188	28.071	201	31.772	235	240
4	4:46.306	3:45.007	183	28.289	157	33.010	232		14	1:46.775	46.816	189	28.330	203	31.629	234	232
5	1:46.146	46.840	185	27.736	201	31.570	236	225	15	1:46.647	46.714	183	28.268	204	31.665	235	240
6	1:46.431	46.797	184	27.975	198	31.659	235	232	16	1:46.101	46.302	188	28.085	203	31.714	237	243
7	1:46.370	46.551	185	28.012	191	31.807	236	240	17	1:46.335	46.525	190	28.224	204	31.586	235	245
8	1:45.544	46.273	186	27.737	204	31.534	235	240	18	1:46.414	46.604	184	28.116	204	31.694	237	244
9	1:45.121	45.980	187	27.767	205	31.374	235	245	19	1:59.075	46.604	189	28.281	199			237
10	2:02.639	49.599	173	28.888	193			207									

309 Dirk Schulz , Porsche 997 GT3 Cup GTB Division / NLD

theoretical besttime: 1:54.498

Lap	Time	S1	V1	S2	V2	S3	V3	Vmax	Lap	Time	S1	V1	S2	V2	S3	V3	Vmax
1	3:31.395		136	35.799	120				10	1:57.353	51.526	169	31.075	186	34.752	231	202
2	5:04.994	3:55.878	149	32.564	173	36.552	224		11	1:55.304	50.873	168	29.986	192	34.445	228	206
3	2:04.004	53.274	161	33.597	126	37.133	227	189	12	1:57.289	51.541	172	31.487	196	34.261	231	211
4	2:09.126	54.076	158	31.232	180			188	13	1:56.328	50.537	174	31.368	190	34.423	232	205
5	5:50.767	4:43.976	167	31.125	172	35.666	228		14	2:05.749	50.427	167	31.482	190			209
6	1:55.581	51.510	170	29.846	188	34.225	232	205	15	6:36.666	5:29.104	167	30.855	186	36.707	225	
7	1:59.564	51.385	174	32.169	154	36.010	230	216	16	1:57.934	52.541	171	30.912	175	34.481	232	197
8	2:04.213	51.312	170	30.069	183			214	17	2:39.447	1:23.614	173	31.077	194			204
9	4:11.243	3:06.581	170	30.037	188	34.625	230		18	5:39.825	3:26.310	162	43.983	77			

312 Hans Verhelst , Porsche 991 GTB Division / BEL

theoretical besttime:

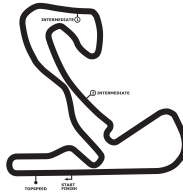
Lap	Time	S1	V1	S2	V2	S3	V3	Vmax	Lap	Time	S1	V1	S2	V2	S3	V3	Vmax
1	3:17.141								14	2:00.734							
2	1:59.162								15	2:00.727							
3	1:55.428								16	2:00.207							
4	1:58.000								17	2:01.316							
5	2:18.878								18	2:01.885							
6	4:13.626								19	1:59.261							
7	2:04.688								20	2:01.056							
8	2:00.845								21	2:02.113							
9	2:01.671								22	1:59.710							
10	2:01.634								23	2:00.091							
11	2:00.767								24	2:00.890							
12	2:01.207								25	2:41.012							
13	1:59.789																

DTM Zandvoort

Circuit Park Zandvoort, length 4307 m

10. - 12.07.2015

Supercar Challenge



-Reg.No.: 0304.15.144

Lap Analysis free practice, 10.07.2015

328 Pierre-Etienne Bordet , Porsche 997 GT3 Cup GTB Division / FRA										theoretical besttime: 1:49.119								
Lap	Time	S1	V1	S2	V2	S3	V3	Vmax		Lap	Time	S1	V1	S2	V2	S3	V3	Vmax
1	2:24.490		158	33.863	169	36.167	232			12	1:54.854	51.749	159	29.821	203	33.284	237	212
2	1:59.497	53.984	172	30.956	182	34.557	225	195		13	1:50.734	49.083	179	28.753	205	32.898	238	225
3	1:56.603	52.188	178	30.284	200	34.131	237	188		14	1:50.774	49.319	182	28.808	199	32.647	237	217
4	2:09.120	52.962	173	31.187	195			219		15	1:50.682	48.670	182	28.977	200	33.035	239	217
5	5:04.192	4:00.248	176	30.211	192	33.733	227			16	2:06.596	49.452	182	29.117	202			229
6	1:52.603	50.297	177	29.259	202	33.047	240	225		17	9:19.009	8:16.011	176	29.643	200	33.355	237	
7	2:06.976	50.769	181	29.401	206	46.806	237	236		18	1:53.167	50.893	184	29.296	200	32.978	237	192
8	1:55.391	52.226	176	29.832	196	33.333	242	203		19	1:49.565	47.972	188	29.199	193	32.394	241	219
9	1:52.278	50.038	179	29.137	202	33.103	239	216		20	1:49.696	48.300	187	28.872	203	32.524	239	219
10	2:00.746	50.431	182	29.138	198			224		21	2:52.349	54.474	130	33.027	146			219
11	5:19.547	4:15.760	177	30.000	189	33.787	237											

334 Simon Atkinson , Lamborghini Gallardo GTB Division / GBR										theoretical besttime: 1:48.064								
Lap	Time	S1	V1	S2	V2	S3	V3	Vmax		Lap	Time	S1	V1	S2	V2	S3	V3	Vmax
1	3:15.634		127	33.556	131	37.187	227			10	2:00.302	48.251	177	28.775	190			229
2	1:55.295	51.572	166	30.813	193	32.910	237	198		11	6:54.772	5:54.486	177	28.425	206	31.861	237	
3	1:51.787	49.933	178	28.666	195	33.188	205	225		12	1:49.155	47.778	177	29.242	197	32.135	237	239
4	2:11.068	52.628	174	30.229	206			157		13	1:49.371	47.999	175	28.874	202	32.498	236	231
5	4:08.716	3:07.816	176	28.678	203	32.222	237			14	2:02.820	48.480	171	29.575	206			237
6	1:50.925	49.698	178	28.749	203	32.478	240	235		15	7:01.399	6:00.537	174	28.840	207	32.022	243	
7	1:49.662	48.650	169	28.781	198	32.231	238	234		16	1:49.105	48.149	172	28.641	211	32.315	243	222
8	1:48.865	48.453	180	28.495	204	31.917	240	240		17	2:02.604	48.683	170	28.530	204			234
9	1:49.658	48.755	174	28.724	208	32.179	239	228		18	5:41.299	4:29.092	173	28.733	198			

335 Nick Stavely , Porsche 991 Cup GTB Division / GBR										theoretical besttime: 1:49.329								
Lap	Time	S1	V1	S2	V2	S3	V3	Vmax		Lap	Time	S1	V1	S2	V2	S3	V3	Vmax
1	2:50.713		128	33.707	146	36.610	227			11	1:50.840	48.763	180	28.647	198	33.430	228	219
2	2:26.639	1:01.127	125	39.238	151			197		12	1:50.563	48.703	181	29.198	201	32.662	238	215
3	5:45.331	4:41.578	160	29.883	174	33.870	230			13	1:49.975	48.791	177	28.636	205	32.548	227	215
4	1:52.595	50.771	172	29.172	196	32.652	238	217		14	2:03.253	49.468	166	30.312	190			205
5	1:51.490	49.977	174	28.905	201	32.608	236	229		15	4:30.190	3:24.936	160	30.894	183	34.360	228	
6	1:51.957	49.335	174	29.709	198	32.913	235	210		16	1:54.780	50.552	171	30.883	178	33.345	234	192
7	1:50.015	48.594	176	28.811	200	32.610	236	221		17	1:54.738	49.866	156	29.589	169	35.283	234	218
8	1:51.801	48.145	174	29.008	205	34.648	233	220		18	1:51.786	49.456	180	29.166	200	33.164	237	228
9	2:02.889	48.797	178	28.908	204			228		19	1:50.152	48.337	179	28.862	205	32.953	232	229
10	9:20.856	8:16.392	168	30.504	182	33.960	232											

343 Daan Meijer , Porsche 997 GT3 Cup GTB Division / NLD										theoretical besttime: 1:48.203								
Lap	Time	S1	V1	S2	V2	S3	V3	Vmax		Lap	Time	S1	V1	S2	V2	S3	V3	Vmax
1	2:59.762		146	32.766	143	35.929	230			7	2:00.893	48.345	181	28.573	191			230
2	1:52.465	50.198	180	28.955	194	33.312	237	227		8	5:10.848	4:08.998	181	28.808	197	33.042	232	
3	1:50.421	48.764	172	29.321	200	32.336	236	221		9	1:50.775	47.969	182	28.635	205	34.171	234	219
4	2:02.163	1:00.908	172	28.726	196	32.529	233	227		10	1:50.509	48.853	179	28.806	185	32.850	233	230
5	1:48.994	47.858	177	28.640	191	32.496	236	229		11	2:01.243	49.461	176	29.363	176			217
6	1:48.768	47.677	181	28.190	196	32.901	237	228										

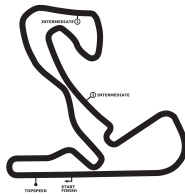
344 Ronald van Loon , BMW E46 M3 GTB Division / NLD										theoretical besttime: 1:51.405								
Lap	Time	S1	V1	S2	V2	S3	V3	Vmax		Lap	Time	S1	V1	S2	V2	S3	V3	Vmax
1	3:34.364		104	34.858	170	36.231	207			10	1:51.934	49.396	173	29.297	184	33.241	216	221
2	1:55.458	51.516	168	30.032	182	33.910	215	210		11	1:56.836	49.565	169	33.455	179	33.816	217	222
3	1:53.527	50.478	171	29.518	186	33.531	214	214		12	1:52.625	49.701	173	29.562	184	33.362	217	221
4	1:52.854	50.176	169	29.539	186	33.139	217	217		13	1:52.346	49.841	173	29.426	187	33.079	219	221
5	1:52.953	50.100	170	29.589	188	33.264	217	222		14	2:06.358	52.288	171	29.487	186			224
6	1:53.407	50.726	169	29.426	187	33.255	218	222		15	11:49.216	10:44	168	30.105	179	34.561	210	
7	2:05.351	52.377	170	29.266	187			225		16	1:52.754	49.832	173	29.466	185	33.456	215	212
8	9:42.817	8:39.571	161	29.795	185	33.451	213			17	1:53.071	49.389	169	30.134	184	33.548	213	221
9	1:51.986	49.669	174	28.937	186	33.380	215	218		18	2:31.977	49.812	171	29.592	185			219

DTM Zandvoort

Circuit Park Zandvoort, length 4307 m

10. - 12.07.2015

Supercar Challenge



Lap Analysis free practice, 10.07.2015

-Reg.No.: 0304.15.144

370 Niels Bouwhuis , Praga R1 GTB Division / NLD

theoretical besttime: 1:48.165

Lap	Time	S1	V1	S2	V2	S3	V3	Vmax	Lap	Time	S1	V1	S2	V2	S3	V3	Vmax
1	2:43.697		133	34.498	145	37.913	201		12	1:50.469							
2	1:59.652	54.208	161	30.689	170	34.755	207	200	13	1:50.959							
3	1:53.991	51.124	168	29.707	179	33.160	211	208	14	1:50.502							
4	1:52.039	50.115	153	29.229	182	32.695	211	216	15	1:49.372							
5	1:48.687	48.048	178	28.258	182	32.381	211	216	16	1:50.548							
6	1:48.212	47.804	178	28.305	183	32.103	212	215	17	2:07.530							
7	1:59.992	49.263	174	28.693	184			217	18	4:58.212							
8	6:31.472	5:28.459	166	30.050	176	32.963	211		19	1:47.980							
9	2:07.196	50.427	165	30.713	151			216	20	1:47.561							
10	5:32.339								21	1:45.424							
11	1:49.325								22	2:38.871							

375 Ward Sluys , BMW M4 Silhouette GTB Division / BEL

theoretical besttime: 1:47.694

Lap	Time	S1	V1	S2	V2	S3	V3	Vmax	Lap	Time	S1	V1	S2	V2	S3	V3	Vmax
1	2:59.581		144	33.229	151	36.248	220		14	1:48.265	47.961	180	28.289	202	32.015	234	235
2	1:56.941	52.596	157	30.032	190	34.313	225	204	15	1:57.563	47.447	183	38.000	197	32.116	232	240
3	1:52.987	49.809	174	29.881	194	33.297	225	231	16	1:48.258	47.635	174	28.377	202	32.246	231	235
4	1:51.225	49.564	174	28.968	198	32.693	228	231	17	1:48.016	47.521	177	28.402	202	32.093	234	237
5	1:51.521	49.208	167	29.666	201	32.647	230	233	18	1:48.547	47.693	180	28.445	201	32.409	232	240
6	1:50.184	48.111	180	28.627	199	33.446	225	233	19	2:05.349	48.547	171	29.226	196			233
7	1:50.002	48.781	176	28.821	195	32.400	230	230	20	6:55.364	5:53.625	172	29.281	199	32.458	231	
8	2:00.531	48.331	179	29.018	198			231	21	1:48.316	47.816	181	28.265	202	32.235	233	237
9	4:15.992	3:13.635	165	28.994	183	33.363	232		22	1:50.785	49.805	178	28.609	201	32.371	231	218
10	1:49.300	48.726	182	28.232	202	32.342	232	215	23	1:49.551	48.246	181	28.870	201	32.435	233	239
11	1:48.115	47.693	183	28.240	202	32.182	231	235	24	1:55.069	47.915	181	28.598	202	38.556	153	236
12	1:48.331	47.571	180	28.435	201	32.325	231	235	25	3:08.239	1:10.203	98	41.706	93			147
13	1:49.762	48.965	178	28.268	199	32.529	232	238									

376 Bob Herber , BMW M4 Silhouette GTB Division / NLD

theoretical besttime: 1:47.729

Lap	Time	S1	V1	S2	V2	S3	V3	Vmax	Lap	Time	S1	V1	S2	V2	S3	V3	Vmax
1	9:42.044		153	30.892	171				10	1:48.230	47.552	184	28.557	198	32.121	230	236
2	3:24.490	2:20.495	166	29.955	182	34.040	222		11	2:00.672	48.485	182	29.094	196			238
3	1:52.897	50.253	174	29.445	194	33.199	225	194	12	6:25.690	5:24.261	179	28.951	195	32.478	227	
4	2:04.725	50.378	173	29.237	192			224	13	1:48.356	47.723	181	28.454	197	32.179	227	235
5	5:48.895	4:47.364	179	29.088	195	32.443	226		14	1:48.755	48.145	185	28.500	198	32.110	228	236
6	1:49.354	48.119	180	28.723	197	32.512	226	235	15	1:50.336	49.056	181	28.191	199	33.089	224	238
7	1:49.385	48.127	182	28.559	197	32.699	227	235	16	1:48.706	48.026	180	28.485	198	32.195	232	233
8	1:48.674	48.020	183	28.668	197	31.986	229	234	17	2:03.083	49.762	181	28.689	199			214
9	1:48.440	47.721	185	28.555	197	32.164	227	238									

377 Ruud Olij , BMW M3 V8 GTB Division / NLD

theoretical besttime: 1:50.768

Lap	Time	S1	V1	S2	V2	S3	V3	Vmax	Lap	Time	S1	V1	S2	V2	S3	V3	Vmax
1	3:21.476		119	33.133	120	39.037	206		9	1:55.093	50.055	163	31.126	187	33.912	229	218
2	2:13.225	53.074	171	30.989	186			177	10	1:54.295	49.851	170	30.136	188	34.308	232	218
3	6:18.440	5:11.963	154	31.044	174	35.433	220		11	1:55.528	50.426	176	30.451	174	34.651	229	219
4	1:55.986	51.313	173	30.198	184	34.475	227	195	12	1:53.111	49.742	179	29.766	197	33.603	229	217
5	1:55.450	50.851	180	30.140	193	34.459	227	197	13	2:03.781	49.953	172	30.403	192			220
6	1:56.879	51.885	172	30.090	167	34.904	229	202	14	5:18.339	4:14.505	173	30.542	186	33.292	232	
7	1:56.714	51.602	173	30.172	185	34.940	229	202	15	1:55.018	48.094	184	29.382	160	37.542	219	225
8	1:54.516	50.275	177	29.997	190	34.244	232	208	16	2:06.378	52.189	164	30.852	157			198

399 Patrick Lamster , Porsche 997 CUP GTB Division / BEL

theoretical besttime: 1:46.349

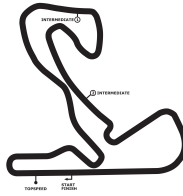
Lap	Time	S1	V1	S2	V2	S3	V3	Vmax	Lap	Time	S1	V1	S2	V2	S3	V3	Vmax
1	2:47.952		132	33.794	140	38.363	194		10	1:46.564	47.087	189	27.918	206	31.559	240	221
2	2:08.500	58.009	141	32.173	171	38.318	164	151	11	1:59.858	47.996	178	28.824	180			222
3	2:18.117	54.930	141	34.439	139			167	12	7:36.375	6:34.524	178	28.663	203	33.188	240	
4	4:28.821	3:27.223	171	28.896	190	32.702	236		13	1:57.926	48.764	178	28.743	179	40.419	240	209
5	1:48.119	47.793	186	28.255	202	32.071	238	212	14	1:47.219	46.872	190	28.143	201	32.204	240	225
6	1:47.799	47.504	187	28.178	186	32.117	238	218	15	1:50.273	47.396	182	28.859	193	34.018	241	221
7	2:00.933	47.313	184	28.319	186			223	16	1:59.377	46.927	185	28.495	200			225
8	7:49.176	6:48.878	182	28.275	201	32.023	239		17	5:06.977	3:57.852	186	28.259	195			
9	1:46.743	46.978	188	28.161	201	31.604	240	217	18	4:56.429	2:51.933	113	37.888	102			

DTM Zandvoort

Circuit Park Zandvoort, length 4307 m

10. - 12.07.2015

Supercar Challenge



Topspeed free practice, 10.07.2015

-Reg.No.: 0304.15.144

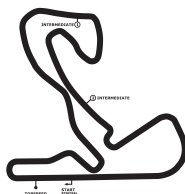
Car No.	Driver	Make	Speed km/h
101	Roger Grouwels	Dodge Viper GT3-R	268
110	Nicolas Vandierendonck	Corvette ZR1 GT1	255
106	Max Koebolt	Volvo S60 V8	253
102	Henry Zumbrink	Volvo S60 V8	252
111	Henk Thuis	Radical RXC 2.7 V8	250
174	Javier Morcillo	Mosler MT900R GT3	246
305	Milan Dontje	Corvette GT4	245
121	Nol Kohler	Solution F V8	244
334	Simon Atkinson	Lamborghini Gallardo	240
375	Ward Sluys	BMW M4 Silhouette	240
376	Bob Herber	BMW M4 Silhouette	238
302	Marcel van Berlo	Porsche 997 GT3 Cup	237
328	Pierre-Etienne Bordet	Porsche 997 GT3 Cup	236
173	Berry van Elk	Mosler MT900R GT3	235
343	Daan Meijer	Porsche 997 GT3 Cup	230
335	Nick Stavely	Porsche 991 Cup	229
377	Ruud Olij	BMW M3 V8	225
399	Patrick Lamster	Porsche 997 CUP	225
344	Ronald van Loon	BMW E46 M3	225
370	Niels Bouwhuis	Praga R1	217
309	Dirk Schulz	Porsche 997 GT3 Cup	216
312	Hans Verhelst	Porsche 991	----

DTM Zandvoort

Circuit Park Zandvoort, length 4307 m

10. - 12.07.2015

Supercar Challenge



Best Sector Times free practice

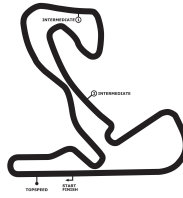
Pos.	sector 1		sector 2		sector 3		theoretical and best lap time							
	No	Driver	Time	No	Driver	Time	No	Driver	Time	No	Driver	theoretical	Best	Pos
1	101	Grouwels-Snoeks	43.632	101	Grouwels-Snoeks	26.215	110	Vandierendonck-van	29.541	101	Grouwels-Snoeks	1:39.605	1:39.911	1
2	110	Vandierendonck-van	44.324	102	Zumbrink H.	26.527	101	Grouwels-Snoeks	29.758	110	Vandierendonck-van	1:40.486	1:40.787	2
3	102	Zumbrink H.	44.665	110	Vandierendonck-van	26.621	102	Zumbrink H.	30.133	102	Zumbrink H.	1:41.325	1:41.618	3
4	111	Thuis H.	45.157	111	Thuis H.	26.941	174	Morcillo-Cintrano	30.458	111	Thuis H.	1:42.579	1:42.886	4
5	174	Morcillo-Cintrano	45.689	106	Koebolt-Stoffel	27.037	111	Thuis H.	30.481	174	Morcillo-Cintrano	1:43.298	1:43.329	5
6	106	Koebolt-Stoffel	45.729	174	Morcillo-Cintrano	27.151	106	Koebolt-Stoffel	30.838	106	Koebolt-Stoffel	1:43.604	1:43.687	6
7	305	Dontje-Kool	45.980	305	Dontje-Kool	27.736	305	Dontje-Kool	31.374	305	Dontje-Kool	1:45.090	1:45.121	7
8	121	Kohler-Kuijjer	46.747	399	Lamster-Molenaar	27.918	121	Kohler-Kuijjer	31.549	399	Lamster-Molenaar	1:46.349	1:46.564	9
9	399	Lamster-Molenaar	46.872	343	Meijer D.	28.190	399	Lamster-Molenaar	31.559	121	Kohler-Kuijjer	1:46.593	1:47.592	10
10	375	Sluys-Jonckheere	47.447	376	Herber B.	28.191	334	Atkinson S.	31.861	375	Sluys-Jonckheere	1:47.694	1:48.016	11
11	376	Herber B.	47.552	375	Sluys-Jonckheere	28.232	376	Herber B.	31.986	376	Herber B.	1:47.729	1:48.230	12
12	343	Meijer D.	47.677	370	Bouwhuis N.	28.258	375	Sluys-Jonckheere	32.015	334	Atkinson S.	1:48.064	1:48.865	14
13	302	van Berlo M.	47.761	121	Kohler-Kuijjer	28.297	370	Bouwhuis N.	32.103	370	Bouwhuis N.	1:48.165	1:45.424	8
14	334	Atkinson S.	47.778	302	van Berlo M.	28.350	343	Meijer D.	32.336	343	Meijer D.	1:48.203	1:48.768	13
15	370	Bouwhuis N.	47.804	173	van Elk B.	28.392	302	van Berlo M.	32.393	302	van Berlo M.	1:48.504	1:49.272	15
16	328	Bordet P.	47.972	334	Atkinson S.	28.425	328	Bordet P.	32.394	328	Bordet P.	1:49.119	1:49.565	16
17	377	Olij R.	48.094	335	Stavely N.	28.636	335	Stavely N.	32.548	335	Stavely N.	1:49.329	1:49.975	17
18	335	Stavely N.	48.145	328	Bordet P.	28.753	173	van Elk B.	32.700	173	van Elk B.	1:49.767	1:50.271	18
19	173	van Elk B.	48.675	344	van Loon R.	28.937	344	van Loon R.	33.079	377	Olij R.	1:50.768	1:53.111	20
20	344	van Loon R.	49.389	377	Olij R.	29.382	377	Olij R.	33.292	344	van Loon R.	1:51.405	1:51.934	19
21	309	Schulz D.	50.427	309	Schulz D.	29.846	309	Schulz D.	34.225	309	Schulz D.	1:54.498	1:55.304	21
22	312	Verhelst-Verheyen	00.000	312	Verhelst-Verheyen	00.000	312	Verhelst-Verheyen	00.000	312	Verhelst-Verheyen	00.000	1:55.428	22

DTM Zandvoort

Circuit Park Zandvoort, length 4307 m

10. - 12.07.2015


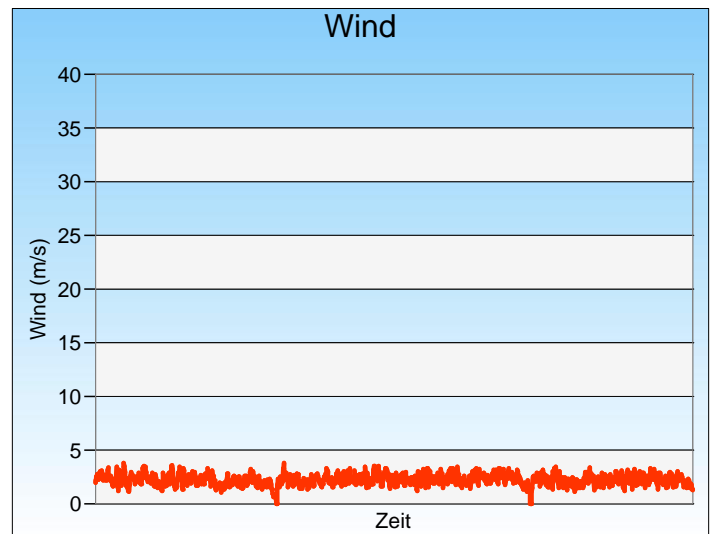
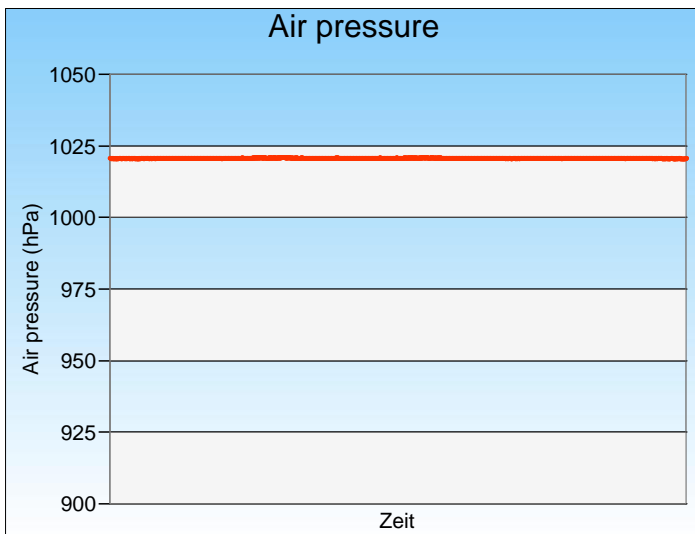
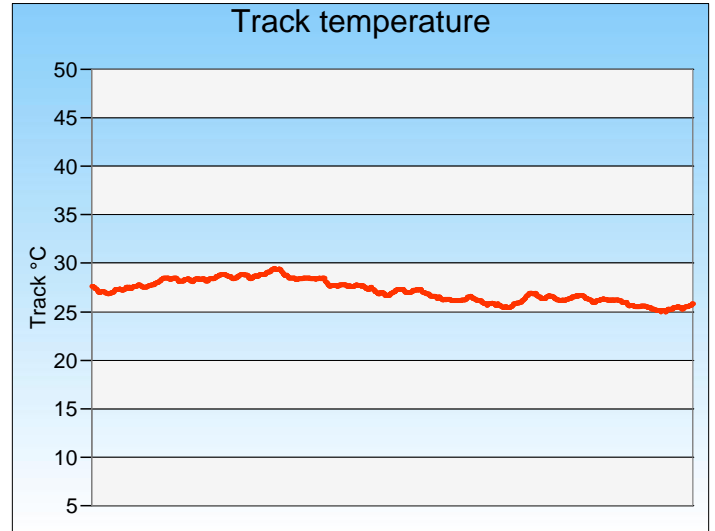
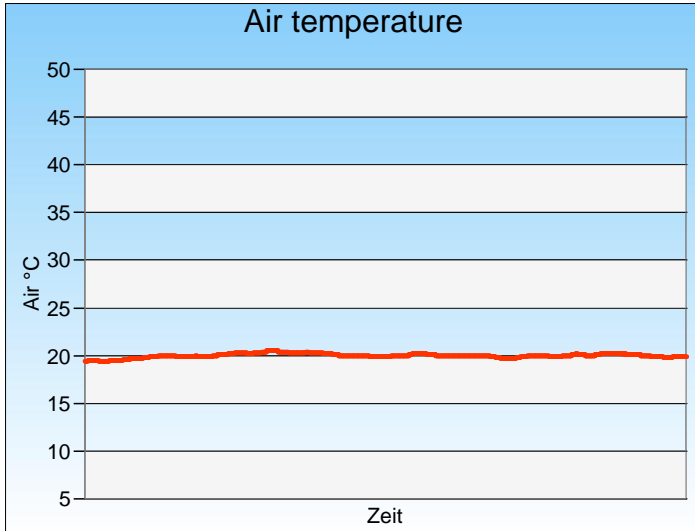
Supercar Challenge



Weather free practice

-Reg.No.: 0304.15.144

10.07.2015, 12:35:00 - 13:35:00



Weather:

sunny

