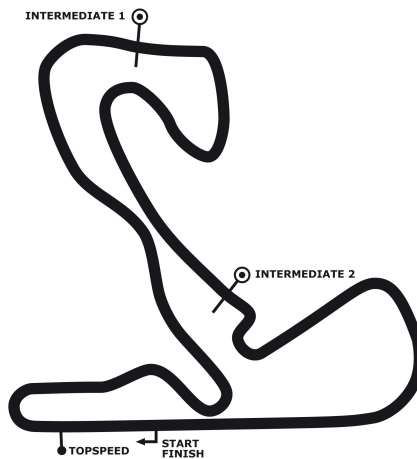


DTM Zandvoort

race 2



Zandvoort 4307 m

24. - 26.08.2012

DTM Zandvoort
 Zandvoort, length 4307 m
 24. - 26.08.2012
 Supercar Challenge



-Reg.No.: 0301.12.209

Result race 2, 26.08.2012

started : 29 classified : 24 not classified : 5

Pos	No.	Cl.	Entrant Driver, Place	Sponsor Make	Lap	Time total	Interval GAP	Avg. Total	fastest Avg.	at Lap
1	130	s	Veka Racing Peter Versluis / NLD	Ferrari F458 GT2	33	1:02:58.757		135.407	1:44.287	17
2	127	s	Mad & Daring Racing Danny Werkman / NLD Diederick Sijthoff	Corvette C6R GT1	33	1:03:14.976	16.219	134.829	1:44.306	20
3	129	s	Veka Racing Bert Longin / BEL Franz Lamot	Ferrari F430 GT2	33	1:03:16.142	17.385	134.787	1:45.570	24
4	132	s	Veka Racing Jan Versluis / NLD	Ferrari F430 GT2	33	1:03:27.835	29.078	134.373	1:44.194	18
5	128	s	Mad & Daring Racing Alex van 't Hoff / NLD	Corvette C6R GT1	32	1:02:59.413	1 Runde	131.281	1:42.925	31
6	117	s	Team RaceArt Nol Köhler / NLD Ardi van der Hoek	Corvette C5R	32	1:03:16.182	1 Runde	130.701	1:42.205	24
7	205	G	JR Motorsport Henk Thuis / NLD Pim van Riet	BMW M3 Silhouette	32	1:03:28.216	1 Runde	130.288	1:47.785	26
8	214	G	Van Berlo Racing Barry Maessen / NLD	Viper SRT10 GT3	32	1:03:42.014	1 Runde	129.818	1:47.067	23
9	121	s	DVB Racing Wim Lumbbeeck / BEL Rob Kamphues	Dodge Viper GTS-R GT1	32	1:03:42.162	1 Runde	129.813	1:48.088	28
10	203	B	Van Berlo Racing Jacky van der Ende / NLD Nelson van der Pol	Ford Mondeo MW V8	32	1:03:54.702	1 Runde	129.389	1:48.864	17
11	216	B	Team RaceArt Erol Ertan / NLD	Porsche 997 GT3 Cup	32	1:04:10.175	1 Runde	128.869	1:49.380	31
12	206	G	JR Motorsport Steve Vanbellingen / BEL Bert Redant	BMW M3 Silhouette	32	1:04:31.142	1 Runde	128.171	1:50.458	20
13	208	B	Lammertink Racing René Wijnen / NLD Charlie Frijs	Porsche 997 GT3 Cup	32	1:04:33.896	1 Runde	128.079	1:48.540	31
14	210	B	Van Herck Racing Werner van Herck / BEL	Mazda 3	32	1:04:33.946	1 Runde	128.078	1:50.737	19
15	115	s	Storm-Tag Point Racing Jan Storm / NLD	BMW Z4 GT3	31	1:03:15.312	2 Runden	126.646	1:46.312	21
16	226	G	Van der Kooi Lotus Racing Jan van der Kooi / NLD	Lotus Exige GT3	31	1:03:26.944	2 Runden	126.259	1:50.114	17
17	140	s	MadrettoR Racing Martin Lanting / NLD Bob Herber	Ferrari F458 GT3	31	1:03:45.462	2 Runden	125.648	1:46.371	18
18	148	G	Speedtec Motorsport Robert de Graaff / NLD Philippe Ribbens	BMW Silhouette Z4	31	1:03:45.938	2 Runden	125.632	1:53.769	22
19	215	B	Team RaceArt Steve Matthijssen / BEL	Porsche 997 GT3 Cup	31	1:04:26.152	2 Runden	124.325	1:52.387	30
20	240	B	Moritz Racing Bert Moritz / NLD Patrick Moritz	Marcos Mantis	30	1:04:08.410	3 Runden	120.870	1:57.808	20

Subject to final scrutineering !

DTM Zandvoort
 Zandvoort, length 4307 m
 24. - 26.08.2012
 Supercar Challenge



Result race 2, 26.08.2012

-Reg.No.: 0301.12.209

started : 29 classified : 24 not classified : 5

Pos	No.	Cl.	Entrant Driver, Place	Sponsor Make	Lap	Time total	Interval GAP	Avg. Total	fastest Avg.	at Lap
21	237	B	DDG Motorsport Kees Kreijne / NLD	Aston Martin Vantage	29	1:04:10.268	4 Runden 1 Runde	116.784	1:51.062 139.609	17
22	233	B	V-Max Racing Ronald van Loon / NLD	BMW E46 M3	28	1:03:11.335	5 Runden 1 Runde	114.510	1:57.635 131.808	18
23	209	B	Topper Team Dirk Schulz / DEU	Porsche 997 GT3 Cup	27	1:03:33.023	6 Runden 1 Runde	109.792	1:57.356 132.121	27
24	177	S	Team RaceArt Milko Tas / NLD Roger Grouwels	Mosler MT900R GT3	24	48:14.813	9 Runden 3 Runden	128.549	1:44.114 148.925	23
NOT CLASSIFIED										
220	G		Delahaye Racing Team Pierre Etienne Bordet / FRA	Volvo S60 V8 Silhouette	23	1:04:39.598	10 Runden	91.922	1:48.012 143.551	21
236	B		DDG Motorsport Wilfred Herder / NLD	Aston Martin Vantage E85	20	43:19.294	13 Runden	119.303	1:54.860 134.992	17
173	S		BlueBerry Racing Berry van Elk / NLD	Mosler MT900R GT3	17	34:56.971	16 Runden	125.700	1:46.695 145.323	14
225	G		Algarve Pro Racing Michael Munemann / GBR	Renault Megane Silhouette	16	38:49.222	17 Runden	106.509	1:51.398 139.187	15
243	B		Lammertink Racing Daan Meijer / NLD	Porsche 997 GT3 Cup	3	6:33.519	30 Runden	118.204	2:05.018 124.024	3

fastest lap: 117 Köhler/van der Hoek 1:42.205 =151.707 km/h

Subject to final scrutineering !

Issued:	Clerk of the Course:	Timekeeper:
---------	----------------------	-------------

DTM Zandvoort
 Zandvoort, length 4307 m
 24. - 26.08.2012
 Supercar Challenge



Result Class race 2

-Reg.No.: 0301.12.209

Pl.	Nr.	Kl.	Fahrer, Ort	Team Sponsorcard	Rde.	Gesamtzeit	Rückstand Intervall	Schnitt Gesamt	Schn. Rde. Schnitt
-----	-----	-----	-------------	------------------	------	------------	---------------------	----------------	--------------------

GT Division

Gestartet: 7

Gewertet: 5

Nicht gewertet: 2

1	205	G	Henk Thuis		32	1:03:28.216		130.288	1:47.785 26
2	214	G	Barry Maessen		32	1:03:42.014	13.798	129.818	1:47.067 23
3	206	G	Steve Vanbellingen		32	1:04:31.142	1:02.926	128.171	1:50.458 20
4	226	G	Jan van der Kooi		31	1:03:26.944	1 Rd.	126.259	1:50.114 17
5	148	G	Robert de Graaff		31	1:03:45.938	1 Rd.	125.632	1:53.769 22

NOT CLASSIFIED

220	G	Pierre Etienne Bordet		23	1:04:39.598	9 Rd.	91.922	1:48.012 21
225	G	Michael Munemann		16	38:49.222	16 Rd.	106.509	1:51.398 15

subject to final scrutineering

GTB Division

Gestartet: 11

Gewertet: 9

Nicht gewertet: 2

1	203	B	Jacky van der Ende		32	1:03:54.702		129.389	1:48.864 17
2	216	B	Erol Ertan		32	1:04:10.175	15.473	128.869	1:49.380 31
3	208	B	René Wijnen		32	1:04:33.896	39.194	128.079	1:48.540 31
4	210	B	Werner van Herck		32	1:04:33.946	39.244	128.078	1:50.737 19
5	215	B	Steve Matthijssen		31	1:04:26.152	1 Rd.	124.325	1:52.387 30
6	240	B	Bert Moritz		30	1:04:08.410	2 Rd.	120.870	1:57.808 20
7	237	B	Kees Kreijne		29	1:04:10.268	3 Rd.	116.784	1:51.062 17
8	233	B	Ronald van Loon		28	1:03:11.335	4 Rd.	114.510	1:57.635 18
9	209	B	Dirk Schulz		27	1:03:33.023	5 Rd.	109.792	1:57.356 27

NOT CLASSIFIED

236	B	Wilfred Herder		20	43:19.294	12 Rd.	119.303	1:54.860 17
243	B	Daan Meijer		3	6:33.519	29 Rd.	118.204	2:05.018 3

subject to final scrutineering

Super GT Division

Gestartet: 11

Gewertet: 10

Nicht gewertet: 1

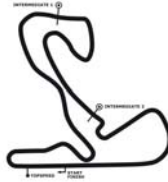
1	130	S	Peter Versluis		33	1:02:58.757		135.407	1:44.287 17
2	127	S	Danny Werkman		33	1:03:14.976	16.219	134.829	1:44.306 20
3	129	S	Bert Longin		33	1:03:16.142	17.385	134.787	1:45.570 24
4	132	S	Jan Versluis		33	1:03:27.835	29.078	134.373	1:44.194 18
5	128	S	Alex van 't Hoff		32	1:02:59.413	1 Rd.	131.281	1:42.925 31
6	117	S	Nol Köhler		32	1:03:16.182	1 Rd.	130.701	1:42.205 24
7	121	S	Wim Lumbbeeck		32	1:03:42.162	1 Rd.	129.813	1:48.088 28
8	115	S	Jan Storm		31	1:03:15.312	2 Rd.	126.646	1:46.312 21
9	140	S	Martin Lanting		31	1:03:45.462	2 Rd.	125.648	1:46.371 18
10	177	S	Milko Tas		24	48:14.813	9 Rd.	128.549	1:44.114 23

NOT CLASSIFIED

173	S	Berry van Elk		17	34:56.971	16 Rd.	125.700	1:46.695 14
-----	---	---------------	--	----	-----------	--------	---------	-------------

Schnellste Runde: 117 Köhler/van der Hoek 1:42.205 = 151.707 km/h

DTM Zandvoort
Zandvoort, length 4307 m
24. - 26.08.2012
Supercar Challenge


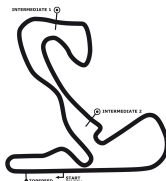


-Reg.No.: 0301.12.209

Result Class race 2

Pl.	Nr.	Kl.	Fahrer, Ort	Team Sponsorcard	Rde.	Gesamtzeit	Rückstand Intervall	Schnitt Gesamt	Schn. Rde. Schnitt
subject to final scrutineering									

Aushangzeit:	- Rennleiter:	- Zeitnahme:
--------------	---------------	--------------



Lap by Lap race 2, 26.08.2012

-Reg.No.: 0301.12.209

115 Jan Storm , BMW Z4 GT3 Super GT Division / NLD															
1	2:28.523	2	2:14.047	3	2:11.756	4	2:04.127	5	2:01.829	6	1:57.580	7	1:59.139	pit	2:21.994
9	3:45.819	10	1:55.701	11	1:53.167	12	1:54.091	13	1:56.190	14	1:57.661	pit	2:08.891	16	3:14.857
17	1:48.163	18	1:48.222	19	1:47.142	20	1:49.166	21	1:46.312	22	1:47.053	23	1:48.518	24	1:49.861
25	1:50.274	26	1:49.871	27	1:50.723	28	1:50.939	29	1:48.228	30	1:48.304	31	1:47.164		

117 Nol Köhler , Corvette C5R Super GT Division / NLD															
1	2:27.201	2	2:14.572	3	2:07.272	4	3:36.254	5	1:59.464	pit	2:00.997	7	2:22.105	8	2:10.013
9	2:05.100	10	1:59.594	11	1:54.446	pit	2:03.153	13	3:21.307	14	1:45.949	15	1:43.452	16	1:43.149
17	1:42.583	18	1:42.758	19	1:43.447	20	1:44.254	21	1:42.560	22	1:44.134	23	1:43.786	24	1:42.205
25	1:44.251	26	1:45.747	27	1:43.582	28	1:43.909	29	1:46.461	30	1:44.460	31	1:44.678	32	1:43.339

121 Wim Lumbeeck , Dodge Viper GTS-R GT1 Super GT Division / BEL															
1	2:29.542	2	2:15.992	3	2:13.173	4	2:06.850	5	2:01.626	6	1:57.511	7	1:56.627	8	2:09.893
9	2:06.868	10	2:03.494	11	1:58.240	12	1:58.038	13	1:53.446	14	1:51.018	15	1:53.943	pit	2:04.027
17	3:10.331	18	1:50.286	19	1:50.971	20	1:48.978	21	1:49.121	22	1:49.721	23	1:49.131	24	1:49.683
25	1:52.299	26	1:49.439	27	1:48.121	28	1:48.088	29	1:50.649	30	1:50.422	31	1:50.750	32	1:53.884


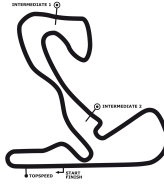
127 Danny Werkman , Corvette C6R GT1 Super GT Division / NLD															
1	2:17.047	2	2:08.147	3	2:03.586	4	1:59.468	5	1:57.445	6	1:55.640	7	1:49.836	8	1:56.850
9	2:02.325	10	1:59.262	11	1:56.557	12	1:58.264	13	1:52.405	14	1:48.266	15	1:48.410	16	1:46.180
pit	1:54.327	18	3:25.058	19	1:46.217	20	1:44.306	21	1:45.920	22	1:45.299	23	1:46.851	24	1:44.499
25	1:46.673	26	1:46.388	27	1:45.295	28	1:45.890	29	1:46.724	30	1:48.604	31	1:47.283	32	1:47.660
33	1:48.294														

128 Alex van 't Hoff , Corvette C6R GT1 Super GT Division / NLD															
1	2:35.073	2	2:17.070	3	2:10.784	4	2:03.023	5	2:01.344	6	1:55.695	7	1:55.118	8	2:10.954
9	2:06.906	10	2:04.580	11	1:58.715	pit	2:09.460	13	3:31.800	14	1:51.701	15	1:49.395	16	1:46.692
17	1:45.328	18	1:47.463	19	1:45.009	20	1:43.351	21	1:45.697	22	1:43.699	23	1:44.104	24	1:44.272
25	1:47.486	pit	1:56.531	27	2:02.677	28	1:46.755	29	1:48.238	30	1:43.294	31	1:42.925	32	1:44.274

129 Bert Longin , Ferrari F430 GT2 Super GT Division / BEL															
1	2:18.380	2	2:10.691	3	2:05.015	4	1:59.132	5	1:55.299	6	1:56.209	7	1:48.748	8	1:59.069
9	2:01.165	10	1:58.566	11	1:56.173	12	1:56.160	13	1:52.644	14	1:48.546	15	1:48.034	16	1:46.276
pit	1:58.066	18	3:18.451	19	1:45.771	20	1:46.390	21	1:45.924	22	1:46.856	23	1:47.480	24	1:45.570
25	1:46.617	26	1:47.541	27	1:46.095	28	1:45.888	29	1:46.973	30	1:46.904	31	1:45.731	32	1:48.198
33	1:47.580														

130 Peter Versluis , Ferrari F458 GT2 Super GT Division / NLD															
1	2:16.778	2	2:11.191	3	2:04.279	4	2:00.844	5	1:57.321	6	1:53.353	7	1:48.810	8	1:59.750
9	2:06.953	10	2:03.785	11	1:57.894	12	1:54.597	pit	2:01.905	14	3:12.893	15	1:47.064	16	1:44.914
17	1:44.287	18	1:44.752	19	1:45.362	20	1:45.077	21	1:44.824	22	1:45.379	23	1:45.033	24	1:45.854
25	1:45.687	26	1:47.008	27	1:45.583	28	1:47.859	29	1:46.157	30	1:45.134	31	1:45.116	32	1:45.647
33	1:47.667														

132 Jan Versluis , Ferrari F430 GT2 Super GT Division / NLD															
1	2:23.451	2	2:11.172	3	2:04.980	4	2:01.685	5	2:02.014	6	1:57.129	7	1:51.577	8	2:06.917
9	2:07.350	10	2:06.081	11	2:01.350	12	1:55.019	13	1:51.616	pit	1:56.490	15	3:02.562	16	1:46.346
17	1:44.783	18	1:44.194	19	1:44.971	20	1:44.584	21	1:45.000	22	1:45.292	23	1:45.960	24	1:46.583



Lap by Lap race 2, 26.08.2012

-Reg.No.: 0301.12.209

25	1:45.502	26	1:49.769	27	1:48.757	28	1:46.107	29	1:45.866	30	1:45.747	31	1:46.534	32	1:46.186
33	1:46.261														

140 Martin Lanting , Ferrari F458 GT3 Super GT Division / NLD

1	5:25.590	2	2:07.893	3	2:04.782	4	1:58.613	5	1:57.037	6	1:59.706	7	2:10.205	8	2:06.226
9	2:02.221	10	1:58.724	11	1:57.774	12	1:54.148	13	1:53.120	pit	1:58.904	15	3:17.806	16	1:47.604
17	1:47.841	18	1:46.371	19	1:47.564	20	1:46.513	21	1:47.736	22	1:47.283	23	1:47.307	24	1:51.129
25	1:50.431	26	1:48.628	27	1:48.556	28	1:48.787	29	1:49.385	30	1:47.935	31	1:49.643		

148 Robert de Graaff , BMW Silhouette Z4 GT Division / NLD

1	2:38.660	2	2:16.991	3	2:09.036	4	2:06.840	5	2:02.434	6	1:59.071	7	1:59.394	8	2:07.189
9	2:06.674	10	2:03.343	11	2:00.903	12	1:57.636	13	1:57.419	14	1:55.997	15	1:54.870	pit	2:07.245
17	3:26.883	18	1:54.517	19	1:53.970	20	1:54.727	21	1:53.796	22	1:53.769	23	1:55.801	24	1:55.945
25	1:59.333	26	1:56.169	27	1:56.615	28	1:55.012	29	1:54.012	30	1:54.216	31	1:57.471		

173 Berry van Elk , Mosler MT900R GT3 Super GT Division / NLD

1	2:19.818	2	2:09.551	3	2:04.878	4	1:58.652	5	1:53.804	6	1:54.864	7	1:49.611	8	1:54.340
9	1:58.785	10	1:57.639	11	1:54.355	12	2:00.156	13	1:47.989	14	1:46.695	15	1:48.754	pit	1:54.233
pit	3:42.847														

177 Milko Tas , Mosler MT900R GT3 Super GT Division / NLD

1	2:37.460	2	2:18.170	3	2:07.524	4	2:05.196	5	2:00.189	6	1:55.894	7	1:53.855	8	2:12.244
9	2:06.025	10	2:03.847	11	1:57.656	12	1:56.444	13	1:53.676	14	1:52.134	pit	2:03.908	16	3:05.672
17	1:51.499	18	1:44.797	19	1:44.853	20	1:45.722	21	1:44.120	22	1:44.649	23	1:44.114	24	1:45.165
pit	4:08.520														

203 Jacky van der Ende , Ford Mondeo MW V8 GTB Division / NLD

1	2:31.845	2	2:13.501	3	2:05.791	4	2:02.678	5	1:59.188	6	1:58.668	7	1:58.110	8	2:11.659
9	2:10.027	10	2:04.606	11	2:01.273	12	1:58.520	13	1:55.563	pit	2:03.586	15	3:26.651	16	1:50.388
17	1:48.864	18	1:48.940	19	1:49.080	20	1:50.175	21	1:49.625	22	1:51.379	23	1:49.450	24	1:49.702
25	1:51.479	26	1:50.329	27	1:50.096	28	1:50.635	29	1:50.365	30	1:50.500	31	1:49.831	32	1:52.198

205 Henk Thuis , BMW M3 Silhouette GT Division / NLD


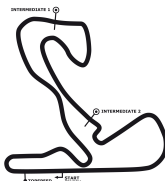
1	2:21.539	2	2:09.129	3	2:04.529	4	2:00.101	5	2:07.864	6	1:59.310	7	1:55.420	8	2:06.541
9	2:06.528	10	2:04.426	11	2:00.439	12	1:55.270	pit	2:07.080	14	3:45.590	15	1:51.255	16	1:48.367
17	1:48.158	18	1:50.592	19	1:49.571	20	1:48.139	21	1:49.264	22	1:47.887	23	1:48.413	24	1:47.905
25	1:48.286	26	1:47.785	27	1:48.960	28	1:49.601	29	1:49.295	30	1:48.685	31	1:50.304	32	1:51.983

206 Steve Vanbellingen , BMW M3 Silhouette GT Division / BEL

1	2:35.495	2	2:16.426	3	2:08.267	4	2:04.430	5	2:00.476	6	1:56.003	7	1:55.451	8	2:05.573
9	2:05.632	10	2:01.068	11	2:06.961	12	1:57.498	13	1:55.375	14	1:53.147	15	1:54.532	pit	2:01.504
17	3:11.134	18	1:54.149	19	1:50.563	20	1:50.458	21	1:53.756	22	1:53.451	23	1:52.580	24	1:52.839
25	1:54.329	26	1:54.242	27	1:54.660	28	1:54.069	29	1:53.350	30	1:52.916	31	1:53.315	32	1:57.493

208 René Wijnen , Porsche 997 GT3 Cup GTB Division / NLD

1	2:34.852	2	2:16.826	3	2:11.250	4	2:05.486	5	2:01.685	6	1:57.522	7	1:56.487	8	2:10.178
9	2:08.719	10	2:05.101	11	2:01.532	12	1:56.738	pit	2:04.362	14	3:25.931	15	1:53.820	16	1:49.157
17	1:48.694	18	1:50.059	19	1:51.385	20	1:52.208	21	1:50.578	pit	2:11.627	23	2:00.860	24	1:49.463
25	1:49.582	26	1:51.354	27	1:49.509	28	1:48.836	29	1:49.580	30	1:49.075	31	1:48.540	32	1:52.900



Lap by Lap race 2, 26.08.2012

-Reg.No.: 0301.12.209

209 Dirk Schulz , Porsche 997 GT3 Cup GTB Division / DEU															
1	3:03.208	2	2:21.609	3	2:44.421	4	2:23.198	5	2:15.142	6	2:11.193	7	2:19.424	8	4:42.085
9	2:12.349	10	2:09.824	11	2:04.307	pit	2:15.085	13	3:21.574	14	2:08.517	15	2:05.226	pit	2:35.912
17	2:45.700	18	2:03.849	19	2:00.980	20	1:58.665	21	2:00.103	22	2:01.049	23	1:58.945	24	1:58.198
25	1:57.425	26	1:57.679	27	1:57.356										

210 Werner van Herck , Mazda 3 GTB Division / BEL															
1	2:31.208	2	2:14.613	3	2:11.610	4	2:05.041	5	2:00.404	6	1:57.429	7	1:57.202	8	2:10.968
9	2:07.321	10	2:03.376	11	1:59.041	12	1:59.603	13	1:56.382	pit	2:03.461	15	3:24.738	16	1:51.155
17	1:52.061	18	1:51.984	19	1:50.737	20	1:53.472	21	1:51.163	22	1:58.062	23	1:51.996	24	1:51.141
25	1:53.922	26	1:51.655	27	1:51.318	28	1:51.674	29	1:51.552	30	1:51.092	31	1:51.630	32	1:56.935

214 Barry Maessen , Viper SRT10 GT3 GT Division / NLD															
1	2:27.992	2	2:13.795	3	2:07.114	4	2:00.778	5	1:57.074	6	1:55.935	7	1:53.009	8	2:07.826
9	2:07.587	10	2:04.413	11	1:58.731	12	1:55.278	13	1:52.421	14	1:51.152	15	1:51.285	pit	1:58.874
17	3:59.670	18	1:47.393	19	1:48.700	20	1:47.375	21	1:48.789	22	1:47.188	23	1:47.067	24	1:52.249
25	1:50.264	26	1:49.030	27	1:48.273	28	1:48.962	29	1:49.993	30	1:49.958	31	1:50.285	32	1:53.554

215 Steve Matthijssen , Porsche 997 GT3 Cup GTB Division / BEL															
1	2:34.372	2	2:20.880	3	2:15.014	4	2:09.658	5	2:06.013	6	2:03.320	7	2:04.461	8	2:12.942
9	2:10.155	10	2:08.473	11	2:07.719	12	2:05.622	13	2:04.620	pit	2:08.788	15	3:15.425	16	1:55.263
17	1:54.303	18	1:54.251	19	1:53.303	20	1:55.427	21	1:54.000	22	1:53.871	23	1:56.337	24	1:57.763
25	1:55.727	26	1:53.841	27	1:53.937	28	1:53.436	29	1:52.657	30	1:52.387	31	2:02.187		

216 Erol Ertan , Porsche 997 GT3 Cup GTB Division / NLD															
1	2:32.434	2	2:13.985	3	2:13.455	4	2:06.042	5	2:02.878	6	1:58.516	7	1:56.009	8	2:09.792
9	2:08.733	10	2:06.071	11	2:02.140	12	1:57.075	pit	2:05.218	14	3:22.398	15	1:51.577	16	1:50.841
17	1:50.368	18	1:50.664	19	1:50.424	20	1:50.971	21	1:50.283	22	1:50.129	23	1:52.277	24	1:50.307
25	1:51.206	26	1:51.440	27	1:50.514	28	1:49.720	29	1:50.327	30	1:50.089	31	1:49.380	32	1:54.912


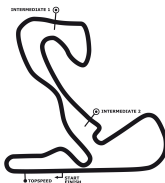
220 Pierre Etienne Bordet , Volvo S60 V8 Silhouette GT Division / FRA															
1	2:42.798	2	2:16.899	3	2:12.930	4	2:08.274	5	2:02.743	6	2:02.895	7	2:02.387	8	2:11.792
9	2:12.080	10	2:07.498	11	2:03.264	12	2:00.581	13	1:58.540	14	1:55.909	pit	2:16.452	16	19:28.696
17	1:55.644	18	1:50.842	19	1:51.179	20	1:50.059	21	1:48.012	22	1:48.642	23	1:51.482		

225 Michael Munemann , Renault Megane Silhouette GT Division / GBR															
1	2:22.867	2	2:14.380	3	2:09.657	4	2:04.810	5	2:01.158	6	1:58.551	7	2:01.206	8	2:09.312
9	2:10.728	10	2:04.177	11	1:59.702	12	1:58.268	pit	2:03.669	14	3:27.824	15	1:51.398	pit	6:11.515

226 Jan van der Kooi , Lotus Exige GT3 GT Division / NLD															
1	2:36.680	2	2:19.827	3	2:15.079	4	2:09.304	5	2:06.704	6	2:04.072	7	2:05.058	8	2:09.129
9	2:08.166	10	2:07.106	11	2:03.326	pit	2:12.329	13	3:27.830	14	1:52.641	15	1:50.550	16	1:50.506
17	1:50.114	18	1:50.388	19	1:51.877	20	1:51.348	21	1:50.683	22	1:50.661	23	1:51.382	24	1:54.496
25	1:55.944	26	1:55.714	27	1:54.904	28	1:53.191	29	1:53.870	30	1:52.699	31	1:51.366		

233 Ronald van Loon , BMW E46 M3 GTB Division / NLD															
1	2:47.750	2	2:20.802	3	2:15.946	4	2:13.732	5	2:11.475	6	2:10.499	7	2:19.998	8	2:18.311
9	2:14.282	10	2:15.613	11	2:11.309	12	2:08.048	13	2:05.562	14	2:04.211	pit	2:11.910	16	3:14.738

DTM Zandvoort
 Zandvoort, length 4307 m
 24. - 26.08.2012
 Supercar Challenge



Lap by Lap race 2, 26.08.2012

-Reg.No.: 0301.12.209

17	1:58.756	18	1:57.635	19	1:58.110	20	1:59.259	21	1:59.229	22	1:59.670	pit	2:35.449	24	3:43.124
25	1:57.851	26	1:58.556	27	1:57.745	28	2:01.765								

236 Wilfred Herder , Aston Martin Vantage E85 GTB Division / NLD

1	2:36.109	2	2:18.981	3	2:20.554	4	2:11.778	5	2:06.893	6	2:04.234	7	2:03.479	8	2:10.007
9	2:11.504	10	2:06.112	11	2:03.456	12	2:05.895	13	2:01.598	pit	2:09.880	15	3:08.215	16	1:55.178
17	1:54.860	18	1:58.068	19	1:56.345	20	1:56.148								

237 Kees Kreijne , Aston Martin Vantage GTB Division / NLD

1	2:26.648	2	2:15.008	3	2:28.985	4	2:05.134	5	2:03.539	6	2:00.020	7	1:57.645	8	2:08.336
9	2:08.351	10	2:03.994	11	1:59.531	pit	6:40.660	13	3:48.212	14	1:58.928	15	1:54.129	16	1:52.929
17	1:51.062	18	1:51.178	19	1:51.301	20	1:51.751	21	1:52.925	22	1:53.446	23	1:52.298	24	1:52.319
25	1:52.049	26	1:51.688	27	1:52.311	28	1:52.463	29	1:53.428						


240 Bert Moritz , Marcos Mantis GTB Division / NLD

1	2:35.221	2	2:18.868	3	2:10.268	4	2:07.800	5	2:07.661	6	2:04.155	7	2:05.025	8	2:15.601
9	2:12.048	10	2:07.681	11	2:08.508	12	2:04.977	13	2:01.189	14	1:59.076	pit	2:10.126	16	3:42.167
17	1:58.268	18	1:58.668	19	1:58.696	20	1:57.808	21	1:58.905	22	2:06.536	23	2:02.850	24	1:59.361
25	1:57.851	26	1:58.527	27	2:00.458	28	1:59.254	29	1:58.743	30	2:02.114				

243 Daan Meijer , Porsche 997 GT3 Cup GTB Division / NLD

1	2:20.239	2	2:08.262	3	2:05.018										
---	----------	---	----------	---	-----------------	--	--	--	--	--	--	--	--	--	--

DTM Zandvoort
 Zandvoort, length 4307 m
 24. - 26.08.2012
 Supercar Challenge



Lap Analysis race 2, 26.08.2012

-Reg.No.: 0301.12.209

115 Jan Storm , BMW Z4 GT3 Super GT Division / NLD theoretical besttime: 1:45.601

Lap	Time	S1	V1	S2	V2	S3	V3	Vmax	Lap	Time	S1	V1	S2	V2	S3	V3	Vmax
1	2:28.523	1:11.690	140	35.119	139	41.714	197		17	1:48.163	47.959	186	27.946	206	32.258	225	232
2	2:14.047	59.939	147	34.816	147	39.292	212	172	18	1:48.222	48.056	185	28.315	209	31.851	230	225
3	2:11.756	1:01.494	158	32.694	168	37.568	217	183	19	1:47.142	47.483	185	27.899	204	31.760	229	238
4	2:04.127	54.647	169	31.580	173	37.900	214	198	20	1:49.166	48.179	185	27.963	189	33.024	228	238
5	2:01.829	53.500	168	31.229	183	37.100	217	197	21	1:46.312	46.975	187	27.695	209	31.642	229	235
6	1:57.580	52.405	175	30.648	193	34.527	222	204	22	1:47.053	47.406	180	28.038	208	31.609	229	211
7	1:59.139	51.656	173	29.639	180	37.844	199	206	23	1:48.518	47.871	186	27.945	208	32.702	228	237
8	2:21.994	57.496	133	34.331	159			175	24	1:49.861	48.166	185	27.853	208	33.842	213	240
9	3:45.819	2:39.875	135	30.611	193	35.333	222		25	1:50.274	49.140	180	27.993	207	33.141	223	228
10	1:55.701	51.066	154	30.693	177	33.942	222	219	26	1:49.871	48.728	180	28.075	209	33.068	229	235
11	1:53.167	50.071	174	29.538	201	33.558	223	214	27	1:50.723	49.356	178	27.832	209	33.535	225	208
12	1:54.091	49.785	175	29.599	195	34.707	221	225	28	1:50.939	48.672	188	29.340	205	32.927	227	214
13	1:56.190	51.162	169	30.287	182	34.741	221	225	29	1:48.228	48.305	182	27.823	208	32.100	231	235
14	1:57.661	52.149	161	30.492	178	35.020	221	228	30	1:48.304	48.461	189	27.803	211	32.040	230	240
15	2:08.891	52.551	152	31.621	172			216	31	1:47.164	46.297	189	28.113	190	32.754	227	243
16	3:14.857	2:09.471	161	31.804	167	33.582	229										

117 Nol Köhler , Corvette C5R Super GT Division / NLD theoretical besttime: 1:41.843

Lap	Time	S1	V1	S2	V2	S3	V3	Vmax	Lap	Time	S1	V1	S2	V2	S3	V3	Vmax
1	2:27.201	1:10.941	141	35.040	144	41.220	216		17	1:42.583	44.774	190	27.345	199	30.464	239	235
2	2:14.572	59.602	141	34.516	150	40.454	216	178	18	1:42.758	44.667	195	27.229	212	30.862	240	241
3	2:07.272	56.291	160	32.733	158	38.248	220	195	19	1:43.447	45.763	194	27.258	212	30.426	237	232
4	3:36.254	2:27.784	160	32.653	155	35.817	225	175	20	1:44.254	46.585	188	27.224	213	30.445	239	244
5	1:59.464	51.118	164	32.620	146	35.726	226	181	21	1:42.560	44.964	195	27.328	214	30.268	241	242
6	2:00.997	48.739	180	30.387	164			191	22	1:44.134	46.391	189	27.474	214	30.269	240	246
7	2:22.105	1:09.872	146	32.845	150	39.388	213		23	1:43.786	45.746	190	27.276	213	30.764	237	243
8	2:10.013	58.894	143	33.116	158	38.003	222	154	24	1:42.205	44.593	195	27.150	216	30.462	240	248
9	2:05.100	54.657	155	32.883	160	37.560	225	173	25	1:44.251	45.764	195	27.160	215	31.327	236	248
10	1:59.594	52.522	164	32.073	163	34.999	222	180	26	1:45.747	46.392	174	27.835	214	31.520	235	225
11	1:54.446	49.944	170	30.683	172	33.819	234	184	27	1:43.582	45.219	193	27.375	216	30.988	237	245
12	2:03.153	48.616	172	31.387	165			206	28	1:43.909	45.120	185	27.336	194	31.453	241	248
13	3:21.307	2:18.855	178	29.127	176	33.325	235		29	1:46.461	47.010	190	27.765	216	31.686	239	228
14	1:45.949	46.955	183	27.982	204	31.012	235	219	30	1:44.460	46.100	192	27.422	216	30.938	241	248
15	1:43.452	44.891	178	28.461	211	30.100	241	243	31	1:44.678	45.150	191	28.343	215	31.185	240	251
16	1:43.149	44.975	199	27.304	176	30.870	237	243	32	1:43.339	45.085	195	27.245	211	31.009	240	240

121 Wim Lumbeek , Dodge Viper GTS-R GT1 Super GT Division / BEL theoretical besttime: 1:47.481



Lap	Time	S1	V1	S2	V2	S3	V3	Vmax	Lap	Time	S1	V1	S2	V2	S3	V3	Vmax
1	2:29.542	1:11.966	129	36.395	126	41.181	212		17	3:10.331	2:03.745	166	29.732	144	36.854	234	
2	2:15.992	59.967	134	34.893	129	41.132	200	167	18	1:50.286	48.870	164	28.772	197	32.644	237	193
3	2:13.173	59.605	142	34.647	138	38.921	221	159	19	1:50.971	48.769	168	29.777	172	32.425	234	192
4	2:06.850	55.680	150	32.786	147	38.384	225	170	20	1:48.978	48.232	173	28.554	182	32.192	237	206
5	2:01.626	53.493	147	31.665	160	36.468	227	183	21	1:49.121	48.256	161	28.867	198	31.998	242	208
6	1:57.511	51.593	168	30.778	162	35.140	226	184	22	1:49.721	48.091	170	29.802	192	31.828	240	190
7	1:56.627	50.570	163	30.446	165	35.611	229	187	23	1:49.131	49.034	177	28.285	206	31.812	239	212
8	2:09.893	57.365	140	33.247	142	39.281	226	161	24	1:49.683	49.393	164	28.331	193	31.959	240	202
9	2:06.868	56.204	149	32.554	156	38.110	228	168	25	1:52.299	49.317	176	29.565	186	33.417	233	179
10	2:03.494	53.788	145	32.789	155	36.917	231	182	26	1:49.439	48.339	174	27.998	193	33.102	234	204
11	1:58.240	51.357	153	31.500	153	35.383	237	194	27	1:48.121	47.708	176	28.041	195	32.372	236	213
12	1:58.038	51.120	153	31.207	160	35.711	235	171	28	1:48.088	47.814	182	27.961	183	32.313	237	200
13	1:53.446	49.733	165	30.384	165	33.329	237	196	29	1:50.649	47.745	177	28.728	178	34.176	234	204
14	1:51.018	48.337	168	29.821	163	32.860	240	196	30	1:50.422	48.837	167	29.208	190	32.377	236	210
15	1:53.943	48.932	167	29.844	166	35.167	237	192	31	1:50.750	48.485	179	28.675	178	33.590	235	210
16	2:04.027	49.720	173	29.211	172			197	32	1:53.884	50.875	176	28.563	203	34.446	234	205

DTM Zandvoort

Zandvoort, length 4307 m

24. - 26.08.2012

Supercar Challenge



Lap Analysis race 2, 26.08.2012

-Reg.No.: 0301.12.209

127 Danny Werkman , Corvette C6R GT1 Super GT Division / NLD theoretical besttime: 1:43.194

Lap	Time	S1	V1	S2	V2	S3	V3	Vmax	Lap	Time	S1	V1	S2	V2	S3	V3	Vmax
1	2:17.047	1:03.388	150	33.587	155	40.072	219		18	3:25.058	2:25.133	180	28.295	161	31.630	241	
2	2:08.147	56.578	152	32.881	151	38.688	223	179	19	1:46.217	47.765	190	27.573	190	30.879	242	206
3	2:03.586	53.950	152	32.458	158	37.178	226	177	20	1:44.306	46.247	193	27.299	190	30.760	240	220
4	1:59.468	51.622	164	31.625	166	36.221	225	189	21	1:45.920	47.248	193	27.381	176	31.291	234	223
5	1:57.445	50.604	169	31.083	153	35.758	232	186	22	1:45.299	46.410	188	27.582	190	31.307	240	227
6	1:55.640	50.993	174	30.956	168	33.691	235	186	23	1:46.851	46.854	176	28.622	192	31.375	236	203
7	1:49.836	46.926	181	29.311	188	33.599	230	209	24	1:44.499	45.881	190	27.502	206	31.116	238	237
8	1:56.850	49.790	172	30.781	172	36.279	228	214	25	1:46.673	46.451	167	28.635	180	31.587	240	230
9	2:02.325	53.469	156	31.913	169	36.943	227	194	26	1:46.388	46.928	188	27.496	196	31.964	235	201
10	1:59.262	51.838	152	31.435	165	35.989	235	206	27	1:45.295	46.280	188	27.468	196	31.547	234	229
11	1:56.557	49.623	163	31.275	176	35.659	234	209	28	1:45.890	46.367	190	27.810	201	31.713	236	226
12	1:58.264	51.004	164	31.170	134	36.090	234	191	29	1:46.724	46.487	179	27.946	184	32.291	238	232
13	1:52.405	49.033	162	30.185	191	33.187	240	209	30	1:48.604	46.984	180	28.983	180	32.637	233	216
14	1:48.266	46.373	177	29.383	176	32.510	240	225	31	1:47.283	46.880	187	28.327	192	32.076	238	225
15	1:48.410	46.266	178	30.049	185	32.095	241	233	32	1:47.660	47.383	182	28.293	185	31.984	234	222
16	1:46.180	45.758	180	28.638	187	31.784	244	222	33	1:48.294	47.069	181	28.377	198	32.848	216	225
17	1:54.327	45.135	184	28.125	189			233									


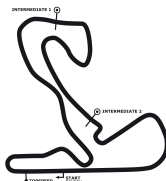
128 Alex van 't Hoff , Corvette C6R GT1 Super GT Division / NLD theoretical besttime: 1:42.703

Lap	Time	S1	V1	S2	V2	S3	V3	Vmax	Lap	Time	S1	V1	S2	V2	S3	V3	Vmax
1	2:35.073	1:17.782	138	35.867	122	41.424	202		17	1:45.328	45.724	189	28.277	191	31.327	241	216
2	2:17.070	1:01.665	130	35.953	127	39.452	194	157	18	1:47.463	46.932	175	28.333	191	32.198	240	195
3	2:10.784	58.238	134	33.911	134	38.635	225	165	19	1:45.009	46.657	186	27.763	201	30.589	242	198
4	2:03.023	54.164	153	31.742	143	37.117	228	186	20	1:43.351	45.309	188	27.533	195	30.509	244	225
5	2:01.344	53.739	157	31.492	152	36.113	231	184	21	1:45.697	46.960	183	27.815	195	30.922	241	221
6	1:55.695	50.822	163	30.472	161	34.401	236	190	22	1:43.699	45.793	190	27.476	202	30.430	241	215
7	1:55.118	50.061	167	29.572	172	35.485	227	194	23	1:44.104	45.982	190	27.467	194	30.655	240	204
8	2:10.954	57.954	133	34.274	148	38.726	211	161	24	1:44.272	46.046	188	27.480	204	30.746	241	225
9	2:06.906	56.535	148	32.710	164	37.661	222	173	25	1:47.486	45.944	188	27.434	208	34.108	233	219
10	2:04.580	54.786	145	32.277	154	37.517	214	177	26	1:56.531	47.090	188	27.815	169			215
11	1:58.715	52.110	159	31.072	156	35.533	240	186	27	2:02.677	1:03.879	187	27.409	211	31.389	235	
12	2:09.460	51.478	159	31.183	164			177	28	1:46.755	46.423	185	27.452	200	32.880	238	228
13	3:31.800	2:26.860	171	30.701	160	34.239	227		29	1:48.238	48.885	191	28.293	209	31.060	234	224
14	1:51.701	49.291	152	29.964	179	32.446	240	191	30	1:43.294	45.342	194	27.265	204	30.687	241	237
15	1:49.395	46.933	164	29.332	181	33.130	234	210	31	1:42.925	45.068	194	27.372	215	30.485	240	248
16	1:46.692	46.307	187	28.933	191	31.452	240	211	32	1:44.274	45.337	192	27.205	201	31.732	201	237

129 Bert Longin , Ferrari F430 GT2 Super GT Division / BEL theoretical besttime: 1:44.969

Lap	Time	S1	V1	S2	V2	S3	V3	Vmax	Lap	Time	S1	V1	S2	V2	S3	V3	Vmax
1	2:18.380	1:04.974	152	33.615	150	39.791	219		18	3:18.451	2:18.465	165	28.532	179	31.454	238	
2	2:10.691	57.817	158	33.414	153	39.460	222	179	19	1:45.771	46.699	184	28.047	185	31.025	239	214
3	2:05.015	54.911	155	32.565	160	37.539	227	188	20	1:46.390	46.892	178	27.888	177	31.610	240	228
4	1:59.132	50.851	163	32.229	160	36.052	229	206	21	1:45.924	46.827	190	27.899	188	31.198	235	228
5	1:55.299	50.279	178	29.800	171	35.220	234	197	22	1:46.856	46.559	191	28.671	185	31.626	241	234
6	1:56.209	48.922	165	32.418	160	34.869	233	210	23	1:47.480	47.349	191	28.258	189	31.873	238	215
7	1:48.748	46.801	179	29.660	183	32.287	240	220	24	1:45.570	46.292	180	28.020	197	31.258	238	242
8	1:59.069	51.923	158	31.066	159	36.080	227	202	25	1:46.617	46.389	189	28.025	182	32.203	235	217
9	2:01.165	53.628	167	31.115	179	36.422	229	194	26	1:47.541	46.822	168	28.453	196	32.266	234	213
10	1:58.566	51.931	166	30.970	181	35.665	232	204	27	1:46.095	46.502	182	27.775	204	31.818	236	229
11	1:56.173	49.670	172	30.520	163	35.983	235	206	28	1:45.888	46.695	193	27.698	195	31.495	237	226
12	1:56.160	49.828	172	30.630	149	35.702	229	219	29	1:46.973	46.744	190	28.134	195	32.095	235	229
13	1:52.644	49.293	165	30.037	178	33.314	241	199	30	1:46.904	47.348	190	28.005	195	31.551	238	226
14	1:48.546	46.888	171	29.615	177	32.043	241	228	31	1:45.731	46.512	191	27.837	196	31.382	240	227
15	1:48.034	46.340	172	29.561	174	32.133	246	233	32	1:48.198	48.363	188	28.174	199	31.661	238	228
16	1:46.276	46.246	185	28.488	183	31.542	243	223	33	1:47.580	47.063	187	28.216	179	32.301	236	213
17	1:58.066	47.541	175	28.988	180			225									

DTM Zandvoort
 Zandvoort, length 4307 m
 24. - 26.08.2012
 Supercar Challenge



Lap Analysis race 2, 26.08.2012

-Reg.No.: 0301.12.209

130 Peter Versluis , Ferrari F458 GT2 Super GT Division / NLD theoretical besttime: 1:43.862

Lap	Time	S1	V1	S2	V2	S3	V3	Vmax	Lap	Time	S1	V1	S2	V2	S3	V3	Vmax
1	2:16.778	1:02.810	159	33.586	174	40.382	217		18	1:44.752	45.896	188	27.475	213	31.381	232	244
2	2:11.191	58.538	150	32.784	167	39.869	217	183	19	1:45.362	46.126	181	27.463	211	31.773	232	233
3	2:04.279	54.291	163	31.858	170	38.130	225	188	20	1:45.077	45.721	187	28.130	202	31.226	234	242
4	2:00.844	52.287	172	31.286	175	37.271	222	201	21	1:44.824	46.152	187	27.451	205	31.221	235	239
5	1:57.321	51.636	169	30.056	175	35.629	234	191	22	1:45.379	46.524	184	27.640	205	31.215	234	240
6	1:53.353	48.944	172	29.901	165	34.508	232	202	23	1:45.033	46.321	173	27.622	206	31.090	234	236
7	1:48.810	47.171	182	28.658	193	32.981	233	214	24	1:45.854	46.669	181	27.806	201	31.379	232	241
8	1:59.750	52.440	180	29.943	172	37.367	225	198	25	1:45.687	46.578	182	27.778	213	31.331	232	242
9	2:06.953	56.405	165	32.341	173	38.207	223	190	26	1:47.008	46.709	193	27.516	212	32.783	233	238
10	2:03.785	53.250	163	32.112	162	38.423	224	200	27	1:45.583	46.303	192	27.283	206	31.997	234	237
11	1:57.894	50.808	169	31.379	172	35.707	229	199	28	1:47.859	47.211	186	27.504	205	33.144	235	242
12	1:54.597	49.756	173	30.498	172	34.343	235	211	29	1:46.157	46.481	190	27.825	203	31.851	232	240
13	2:01.905	49.993	176	30.276	192			201	30	1:45.134	46.108	190	27.638	206	31.388	234	232
14	3:12.893	2:10.068	185	29.398	184	33.427	234		31	1:45.116	45.966	190	27.867	201	31.283	234	237
15	1:47.064	46.563	190	28.403	189	32.098	236	225	32	1:45.647	46.726	187	27.587	206	31.334	235	233
16	1:44.914	45.701	194	27.791	197	31.422	234	227	33	1:47.667	47.268	181	27.964	195	32.435	226	218
17	1:44.287	45.530	191	27.708	199	31.049	237	242									


132 Jan Versluis , Ferrari F430 GT2 Super GT Division / NLD theoretical besttime: 1:43.964

Lap	Time	S1	V1	S2	V2	S3	V3	Vmax	Lap	Time	S1	V1	S2	V2	S3	V3	Vmax
1	2:23.451	1:09.145	137	34.472	137	39.834	206		18	1:44.194	45.844	189	27.301	198	31.049	235	231
2	2:11.172	57.671	140	33.824	144	39.677	211	167	19	1:44.971	45.854	187	27.650	207	31.467	234	230
3	2:04.980	54.169	148	33.012	146	37.799	216	185	20	1:44.584	45.998	184	27.509	206	31.077	234	231
4	2:01.685	52.580	149	31.332	163	37.773	213	190	21	1:45.000	45.948	182	27.748	202	31.304	235	234
5	2:02.014	52.016	158	31.689	153	38.309	225	184	22	1:45.292	46.374	187	27.869	202	31.049	237	234
6	1:57.129	50.527	159	31.533	165	35.069	228	201	23	1:45.960	46.862	187	27.480	199	31.618	237	224
7	1:51.577	48.713	176	29.184	179	33.680	232	210	24	1:46.583	47.604	184	27.695	204	31.284	233	225
8	2:06.917	55.160	150	33.159	146	38.598	212	194	25	1:45.502	46.043	185	27.719	204	31.740	232	237
9	2:07.350	56.220	149	32.811	161	38.319	217	188	26	1:49.769	47.468	161	28.400	202	33.901	216	225
10	2:06.081	55.467	154	33.148	153	37.466	220	191	27	1:48.757	47.996	159	28.766	196	31.995	235	210
11	2:01.350	53.627	157	32.030	158	35.693	229	193	28	1:46.107	46.206	188	27.811	192	32.090	234	231
12	1:55.019	50.263	158	30.702	177	34.054	232	206	29	1:45.866	46.526	185	27.882	201	31.458	232	228
13	1:51.616	48.650	165	30.012	188	32.954	235	213	30	1:45.747	46.288	185	27.996	196	31.463	237	238
14	1:56.490	46.955	166	29.221	192			219	31	1:46.534	47.276	169	27.951	207	31.307	236	211
15	3:02.562	2:01.899	174	28.701	194	31.962	235		32	1:46.186	46.485	179	28.048	208	31.653	231	228
16	1:46.346	46.789	170	28.548	200	31.009	234	222	33	1:46.261	46.296	172	27.941	189	32.024	234	225
17	1:44.783	45.654	185	27.728	183	31.401	234	229									

140 Martin Lanting , Ferrari F458 GT3 Super GT Division / NLD theoretical besttime: 1:45.427

Lap	Time	S1	V1	S2	V2	S3	V3	Vmax	Lap	Time	S1	V1	S2	V2	S3	V3	Vmax
1	5:25.590	1:15.166	135	3:31.150	157	39.274	211		17	1:47.841	47.472	179	27.890	206	32.479	233	246
2	2:07.893	56.605	155	33.777	163	37.511	214	177	18	1:46.371	46.834	188	28.104	212	31.433	235	246
3	2:04.782	55.427	171	32.470	159	36.885	219	198	19	1:47.564	46.104	173	29.574	201	31.886	233	246
4	1:58.613	51.439	176	31.084	179	36.090	223	214	20	1:46.513	46.429	186	28.117	207	31.967	233	247
5	1:57.037	51.548	184	30.491	191	34.998	227	213	21	1:47.736	47.046	185	28.767	205	31.923	234	234
6	1:59.706	50.549	177	30.400	153	38.757	216	215	22	1:47.283	46.877	186	28.021	212	32.385	229	245
7	2:10.205	57.999	144	33.178	150	39.028	214	192	23	1:47.307	46.953	193	28.334	212	32.020	231	242
8	2:06.226	56.086	166	32.776	173	37.364	220	196	24	1:51.129	48.094	182	28.427	212	34.608	221	225
9	2:02.221	53.198	173	32.406	186	36.617	219	213	25	1:50.431	47.923	183	29.733	205	32.775	231	234
10	1:58.724	51.476	157	31.460	187	35.788	225	226	26	1:48.628	47.041	180	28.862	201	32.725	232	243
11	1:57.774	51.150	177	31.208	182	35.416	226	228	27	1:48.556	47.538	183	28.498	209	32.520	231	243
12	1:54.148	48.979	180	31.129	191	34.040	229	231	28	1:48.787	47.416	186	28.847	209	32.524	230	240
13	1:53.120	48.251	178	31.277	189	33.592	229	237	29	1:49.385	48.050	184	28.798	211	32.537	231	241
14	1:58.904	48.225	187	29.145	204			239	30	1:47.935	47.436	187	28.412	211	32.087	230	236
15	3:17.806	2:16.636	186	28.892	184	32.278	234		31	1:49.643	47.842	185	28.654	198	33.147	216	240
16	1:47.604	47.154	179	28.400	173	32.050	235	247									

DTM Zandvoort
 Zandvoort, length 4307 m
 24. - 26.08.2012
 Supercar Challenge



Lap Analysis race 2, 26.08.2012

-Reg.No.: 0301.12.209

148 Robert de Graaff , BMW Silhouette Z4 GT Division / NLD theoretical besttime: 1:53.121



Lap	Time	S1	V1	S2	V2	S3	V3	Vmax	Lap	Time	S1	V1	S2	V2	S3	V3	Vmax
1	2:38.660	1:20.600	126	36.170	123	41.890	198		17	3:26.883	2:23.102	163	29.951	156	33.830	212	
2	2:16.991	1:00.174	140	35.565	131	41.252	197	150	18	1:54.517	51.035	159	29.795	178	33.687	212	184
3	2:09.036	58.255	140	33.429	128	37.352	211	145	19	1:53.970	50.018	161	29.749	177	34.203	207	197
4	2:06.840	56.164	144	32.883	126	37.793	204	157	20	1:54.727	50.922	166	29.671	166	34.134	208	182
5	2:02.434	53.830	151	32.281	140	36.323	211	166	21	1:53.796	50.348	168	29.761	182	33.687	209	187
6	1:59.071	52.413	152	31.413	153	35.245	210	161	22	1:53.769	50.380	167	29.638	171	33.751	212	184
7	1:59.394	51.567	157	30.685	157	37.142	204	168	23	1:55.801	50.314	169	30.455	174	35.032	210	197
8	2:07.189	56.377	142	32.726	143	38.086	204	154	24	1:55.945	50.491	170	29.676	174	35.778	202	199
9	2:06.674	56.100	147	32.941	144	37.633	206	160	25	1:59.333	52.351	164	30.387	174	36.595	208	181
10	2:03.343	54.174	143	32.578	140	36.591	212	169	26	1:56.169	51.089	166	30.173	173	34.907	207	190
11	2:00.903	53.015	153	32.039	137	35.849	214	167	27	1:56.615	51.300	161	30.329	184	34.986	210	198
12	1:57.636	51.680	157	31.336	146	34.620	216	168	28	1:55.012	50.901	159	29.909	174	34.202	210	192
13	1:57.419	50.861	154	31.537	149	35.021	212	170	29	1:54.012	50.658	173	29.416	182	33.938	214	200
14	1:55.997	50.884	152	31.351	160	33.762	212	170	30	1:54.216	50.633	174	29.502	186	34.081	212	199
15	1:54.870	50.477	163	30.583	169	33.810	213	181	31	1:57.471	51.917	160	29.847	159	35.707	204	191
16	2:07.245	51.844	157	30.931	164			175									

173 Berry van Elk , Mosler MT900R GT3 Super GT Division / NLD theoretical besttime: 1:45.978

Lap	Time	S1	V1	S2	V2	S3	V3	Vmax	Lap	Time	S1	V1	S2	V2	S3	V3	Vmax
1	2:19.818	1:05.255	148	34.554	137	40.009	222		10	1:57.639	50.984	168	30.103	171	36.552	239	197
2	2:09.551	57.170	145	33.552	148	38.829	225	167	11	1:54.355	50.537	169	29.766	185	34.052	242	207
3	2:04.878	54.869	147	32.346	155	37.663	219	169	12	2:00.156	47.480	171	29.948	171	42.728	240	219
4	1:58.652	51.144	168	30.968	168	36.540	231	182	13	1:47.989	46.661	182	29.032	185	32.296	242	213
5	1:53.804	48.410	177	29.991	145	35.403	235	196	14	1:46.695	45.783	180	29.047	184	31.865	246	227
6	1:54.864	50.253	158	31.143	158	33.468	239	198	15	1:48.754	46.539	186	29.169	197	33.046	243	222
7	1:49.611	47.109	180	29.069	181	33.433	237	210	16	1:54.233	46.294	182	28.330	193			233
8	1:54.340	48.971	161	29.729	158	35.640	234	206	17	3:42.847							
9	1:58.785	52.381	162	30.862	159	35.542	236	190									

177 Milko Tas , Mosler MT900R GT3 Super GT Division / NLD theoretical besttime: 1:43.541

Lap	Time	S1	V1	S2	V2	S3	V3	Vmax	Lap	Time	S1	V1	S2	V2	S3	V3	Vmax
1	2:37.460	1:19.425	131	36.665	133	41.370	206		14	1:52.134	47.721	164	31.013	170	33.400	241	228
2	2:18.170	1:01.767	137	35.637	127	40.766	224	158	15	2:03.908	49.232	160	31.260	171			215
3	2:07.524	56.199	152	33.190	142	38.135	214	172	16	3:05.672	2:04.474	190	29.006	169	32.192	245	
4	2:05.196	55.097	154	32.442	144	37.657	227	175	17	1:51.499	48.907	166	30.230	165	32.362	242	227
5	2:00.189	52.156	147	32.102	151	35.931	235	204	18	1:44.797	45.788	186	27.490	192	31.519	242	227
6	1:55.894	50.498	156	31.200	173	34.196	238	195	19	1:44.853	45.213	190	27.818	190	31.822	239	231
7	1:53.855	48.887	153	30.449	186	34.519	229	213	20	1:45.722	46.951	180	27.774	192	30.997	240	235
8	2:12.244	58.824	131	34.532	147	38.888	213	160	21	1:44.120	45.602	188	27.520	192	30.998	246	230
9	2:06.025	55.839	156	32.959	162	37.227	237	166	22	1:44.649	46.149	193	27.623	193	30.877	242	233
10	2:03.847	54.601	150	32.939	166	36.307	234	179	23	1:44.114	45.589	191	27.599	192	30.926	247	219
11	1:57.656	51.109	163	31.685	166	34.862	240	206	24	1:45.165	45.502	191	27.684	186	31.979	241	238
12	1:56.444	51.031	154	31.456	168	33.957	241	202	25	4:08.520	45.927	192	27.451	194			236
13	1:53.676	49.360	159	30.869	175	33.447	240	219									



Lap Analysis race 2, 26.08.2012

-Reg.No.: 0301.12.209

203 Jacky van der Ende , Ford Mondeo MW V8 GTB Division / NLD theoretical besttime: 1:48.469

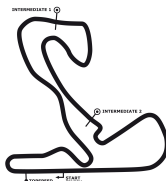
Lap	Time	S1	V1	S2	V2	S3	V3	Vmax	Lap	Time	S1	V1	S2	V2	S3	V3	Vmax
1	2:31.845	1:15.393	134	35.806	136	40.646	210		17	1:48.864	47.462	182	29.245	175	32.157	223	210
2	2:13.501	58.522	146	34.711	136	40.268	211	162	18	1:48.940	47.681	183	28.973	181	32.286	223	197
3	2:05.791	55.666	148	33.033	149	37.092	215	167	19	1:49.080	47.751	178	28.959	189	32.370	221	209
4	2:02.678	54.059	157	32.521	155	36.098	217	173	20	1:50.175	48.290	179	29.354	193	32.531	222	214
5	1:59.188	51.986	159	31.543	150	35.659	219	174	21	1:49.625	48.124	179	28.857	198	32.644	218	214
6	1:58.668	52.007	159	31.160	162	35.501	216	189	22	1:51.379	48.341	179	28.946	173	34.092	220	218
7	1:58.110	52.670	162	30.700	167	34.740	216	194	23	1:49.450	47.902	181	29.074	196	32.474	222	224
8	2:11.659	58.434	139	34.132	149	39.093	212	155	24	1:49.702	48.180	180	28.865	198	32.657	221	223
9	2:10.027	58.139	144	33.730	151	38.158	215	162	25	1:51.479	48.245	179	29.072	201	34.162	218	228
10	2:04.606	55.001	147	32.874	155	36.731	219	169	26	1:50.329	48.078	184	28.850	199	33.401	222	227
11	2:01.273	52.470	153	33.350	154	35.453	221	171	27	1:50.096	48.120	175	28.939	199	33.037	222	225
12	1:58.520	51.505	154	32.013	149	35.002	222	184	28	1:50.635	48.512	180	29.199	198	32.924	222	219
13	1:55.563	50.004	163	31.354	164	34.205	220	191	29	1:50.365	48.028	180	29.371	201	32.966	222	224
14	2:03.586	50.158	156	31.166	166			189	30	1:50.500	48.044	181	28.995	204	33.461	222	228
15	3:26.651	2:22.530	174	30.109	174	34.012	219		31	1:49.831	48.125	180	28.909	202	32.797	221	224
16	1:50.388	48.259	179	29.661	168	32.468	223	201	32	1:52.198	49.049	180	29.345	174	33.804	193	216

205 Henk Thuis , BMW M3 Silhouette GT Division / NLD theoretical besttime: 1:47.338

Lap	Time	S1	V1	S2	V2	S3	V3	Vmax	Lap	Time	S1	V1	S2	V2	S3	V3	Vmax
1	2:21.539	1:07.258	149	33.899	155	40.382	206		17	1:48.158	47.491	181	28.384	186	32.283	219	220
2	2:09.129	56.269	155	33.645	161	39.215	206	176	18	1:50.592	48.160	161	29.391	181	33.041	224	218
3	2:04.529	54.251	155	32.730	155	37.548	212	182	19	1:49.571	47.791	163	29.216	192	32.564	217	215
4	2:00.101	52.576	169	31.179	170	36.346	214	196	20	1:48.139	47.212	182	28.553	195	32.374	217	221
5	2:07.864	51.109	175	30.601	173	46.154	212	202	21	1:49.264	48.185	173	28.781	195	32.298	219	221
6	1:59.310	52.617	169	31.199	172	35.494	216	192	22	1:47.887	47.457	180	28.381	198	32.049	219	216
7	1:55.420	49.468	177	30.096	197	35.856	216	200	23	1:48.413	47.847	180	28.448	198	32.118	219	214
8	2:06.541	55.773	156	32.594	168	38.174	210	197	24	1:47.905	47.282	185	28.177	199	32.446	218	226
9	2:06.528	55.599	167	32.714	176	38.215	212	188	25	1:48.286	47.319	181	28.253	198	32.714	218	222
10	2:04.426	54.555	160	32.587	169	37.284	215	190	26	1:47.785	47.143	183	28.146	198	32.496	219	226
11	2:00.439	53.608	156	31.382	174	35.449	216	207	27	1:48.960	47.289	185	28.208	186	33.463	217	228
12	1:55.270	50.167	171	30.901	175	34.202	222	202	28	1:49.601	48.055	178	28.495	197	33.051	218	218
13	2:07.080	49.675	172	31.188	174			214	29	1:49.295	48.127	172	28.535	195	32.633	216	209
14	3:45.590	2:40.842	163	30.803	166	33.945	216		30	1:48.685	47.840	182	28.463	198	32.382	220	221
15	1:51.255	48.989	174	29.521	172	32.745	219	219	31	1:50.304	47.296	182	29.594	192	33.414	221	226
16	1:48.367	47.672	183	28.638	185	32.057	219	227	32	1:51.983	48.765	178	28.940	184	34.278	196	211

206 Steve Vanbellingen , BMW M3 Silhouette GT Division / BEL theoretical besttime: 1:50.209

Lap	Time	S1	V1	S2	V2	S3	V3	Vmax	Lap	Time	S1	V1	S2	V2	S3	V3	Vmax
1	2:35.495	1:18.516	136	36.227	137	40.752	200		17	3:11.134	2:03.413	162	31.306	138	36.415	214	
2	2:16.426	1:01.409	135	34.712	145	40.305	205	151	18	1:54.149	49.937	177	29.305	198	34.907	217	207
3	2:08.267	55.917	149	33.186	146	39.164	212	177	19	1:50.563	48.455	179	29.064	196	33.044	219	222
4	2:04.430	54.558	156	32.419	161	37.453	210	193	20	1:50.458	48.704	183	28.766	198	32.988	219	220
5	2:00.476	53.144	163	31.562	172	35.770	215	194	21	1:53.756	49.155	168	29.772	171	34.829	215	228
6	1:56.003	51.003	170	30.591	182	34.409	220	191	22	1:53.451	49.679	179	29.936	183	33.836	218	222
7	1:55.451	49.402	172	30.470	188	35.579	212	223	23	1:52.580	49.578	178	29.429	197	33.573	214	226
8	2:05.573	55.178	147	33.066	173	37.329	204	193	24	1:52.839	49.827	178	29.178	198	33.834	214	223
9	2:05.632	55.942	160	32.342	169	37.348	210	181	25	1:54.329	49.640	177	29.338	198	35.351	208	227
10	2:01.068	53.416	160	31.746	188	35.906	215	204	26	1:54.242	49.883	179	29.323	195	35.036	212	222
11	2:06.961	51.770	165	31.135	195	44.056	213	207	27	1:54.660	50.122	177	29.563	198	34.975	212	217
12	1:57.498	51.514	170	31.122	167	34.862	216	207	28	1:54.069	50.146	179	29.449	196	34.474	212	221
13	1:55.375	50.246	167	30.817	186	34.312	214	222	29	1:53.350	49.655	180	29.202	198	34.493	212	224
14	1:53.147	49.000	176	30.372	179	33.775	220	217	30	1:52.916	49.455	178	29.130	197	34.331	212	224
15	1:54.532	49.075	174	30.468	170	34.989	219	220	31	1:53.315	49.556	180	29.376	197	34.383	213	225
16	2:01.504	48.988	178	29.788	191			218	32	1:57.493	51.534	173	29.772	199	36.187	212	213



Lap Analysis race 2, 26.08.2012

-Reg.No.: 0301.12.209

208 René Wijnen , Porsche 997 GT3 Cup GTB Division / NLD

theoretical besttime: 1:48.193

Lap	Time	S1	V1	S2	V2	S3	V3	Vmax	Lap	Time	S1	V1	S2	V2	S3	V3	Vmax
1	2:34.852	1:16.128	128	36.507	118	42.217	192		17	1:48.694	47.371	178	29.075	175	32.248	229	203
2	2:16.826	1:01.419	132	34.713	134	40.694	209	147	18	1:50.059	47.610	176	29.179	166	33.270	229	206
3	2:11.250	58.422	141	33.715	137	39.113	215	158	19	1:51.385	48.686	178	29.220	172	33.479	225	193
4	2:05.486	54.979	155	32.633	139	37.874	216	174	20	1:52.208	50.242	153	29.758	191	32.208	231	207
5	2:01.685	53.388	153	31.990	153	36.307	222	166	21	1:50.578	48.448	177	29.227	183	32.903	227	200
6	1:57.522	51.350	166	30.892	151	35.280	225	180	22	2:11.627	1:03.052	179	29.000	180			203
7	1:56.487	50.011	165	30.552	164	35.924	219	184	23	2:00.860	58.963	182	28.778	191	33.119	222	
8	2:10.178	57.684	134	33.627	137	38.867	210	163	24	1:49.463	48.317	178	28.818	189	32.328	228	212
9	2:08.719	56.865	153	32.757	143	39.097	220	160	25	1:49.582	47.772	182	28.738	186	33.072	226	212
10	2:05.101	54.804	153	32.661	153	37.636	222	173	26	1:51.354	49.271	181	28.832	192	33.251	226	200
11	2:01.532	53.212	158	31.729	152	36.591	222	168	27	1:49.509	47.990	183	28.617	190	32.902	226	209
12	1:56.738	50.640	160	30.956	172	35.142	225	189	28	1:48.836	47.748	185	28.614	191	32.474	229	210
13	2:04.362	50.597	165	31.221	164			188	29	1:49.580	48.243	178	28.776	189	32.561	227	197
14	3:25.931	2:21.931	156	30.459	162	33.541	229		30	1:49.075	47.777	184	28.703	185	32.595	229	208
15	1:53.820	50.009	171	29.753	160	34.058	220	198	31	1:48.540	47.573	185	28.642	192	32.325	227	215
16	1:49.157	47.770	178	29.070	166	32.317	227	198	32	1:52.900	50.053	181	29.097	179	33.750	225	180

209 Dirk Schulz , Porsche 997 GT3 Cup GTB Division / DEU

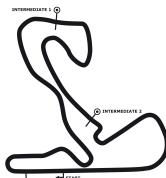
theoretical besttime: 1:56.673

Lap	Time	S1	V1	S2	V2	S3	V3	Vmax	Lap	Time	S1	V1	S2	V2	S3	V3	Vmax
1	3:03.208	1:45.781	145	34.547	144	42.880	199		15	2:05.226	54.380	161	32.678	157	38.168	208	179
2	2:21.609	1:02.927	140	36.475	151	42.207	195	154	16	2:35.912	56.166	160	33.115	139			186
3	2:44.421	1:02.271	145	34.986	137	1:07.164	187	150	17	2:45.700	1:35.294	141	33.172	156	37.234	209	
4	2:23.198	1:06.038	146	35.288	124	41.872	205	147	18	2:03.849	55.691	160	31.610	174	36.548	217	171
5	2:15.142	58.746	147	35.686	140	40.710	205	157	19	2:00.980	53.309	166	30.777	173	36.894	216	180
6	2:11.193	56.763	154	33.692	145	40.738	187	166	20	1:58.665	52.758	155	30.787	178	35.120	222	198
7	2:19.424	1:02.427	119	35.385	148	41.612	187	150	21	2:00.103	52.717	158	30.679	185	36.707	211	196
8	4:42.085	1:01.900	142	35.505	143	3:04.680	190	148	22	2:01.049	54.427	147	30.559	175	36.063	219	183
9	2:12.349	59.341	147	34.098	143	38.910	212	164	23	1:58.945	52.775	165	30.713	182	35.457	216	190
10	2:09.824	59.334	154	32.387	181	38.103	219	166	24	1:58.198	52.579	162	30.185	178	35.434	216	184
11	2:04.307	54.979	158	32.368	153	36.960	221	180	25	1:57.425	51.686	167	30.707	179	35.032	220	202
12	2:15.085	55.992	161	31.919	164			182	26	1:57.679	52.509	162	29.977	189	35.193	219	204
13	3:21.574	2:10.465	156	33.531	157	37.578	213		27	1:57.356	51.664	164	30.112	176	35.580	211	194
14	2:08.517	55.259	161	33.815	147	39.443	202	179									

210 Werner van Herck , Mazda 3 GTB Division / BEL

theoretical besttime: 1:50.080

Lap	Time	S1	V1	S2	V2	S3	V3	Vmax	Lap	Time	S1	V1	S2	V2	S3	V3	Vmax
1	2:31.208	1:13.928	131	35.842	140	41.438	205		17	1:52.061	49.457	174	29.570	165	33.034	222	212
2	2:14.613	59.017	140	35.227	138	40.369	209	162	18	1:51.984	48.671	176	29.590	193	33.723	216	227
3	2:11.610	59.481	150	33.468	147	38.661	208	155	19	1:50.737	48.672	176	29.357	196	32.708	223	211
4	2:05.041	54.879	156	32.461	148	37.701	211	175	20	1:53.472	51.125	178	29.380	191	32.967	221	220
5	2:00.404	52.355	156	31.403	155	36.646	213	194	21	1:51.163	48.315	180	29.535	198	33.313	219	225
6	1:57.429	51.185	168	31.018	176	35.226	216	191	22	1:58.062	55.415	175	29.588	192	33.059	220	210
7	1:57.202	50.015	173	31.117	181	36.070	213	213	23	1:51.996	49.162	180	29.115	195	33.719	214	228
8	2:10.968	58.052	139	34.016	151	38.900	208	165	24	1:51.141	48.661	178	29.559	194	32.921	220	226
9	2:07.321	56.330	142	33.225	183	37.766	212	179	25	1:53.922	49.367	176	29.556	187	34.999	212	227
10	2:03.376	54.444	152	32.059	166	36.873	216	184	26	1:51.655	49.209	180	29.057	197	33.389	218	222
11	1:59.041	51.769	160	31.553	163	35.719	220	203	27	1:51.318	48.809	172	29.200	198	33.309	218	229
12	1:59.603	51.751	159	31.509	166	36.343	220	191	28	1:51.674	49.208	179	29.175	199	33.291	218	221
13	1:56.382	51.322	160	31.096	173	33.964	222	191	29	1:51.552	49.255	180	29.294	199	33.003	220	225
14	2:03.461	49.974	168	30.850	184			217	30	1:51.092	48.999	179	29.214	201	32.879	221	227
15	3:24.738	2:21.216	167	30.786	184	32.736	222		31	1:51.630	49.068	177	29.395	198	33.167	220	232
16	1:51.155	48.557	178	29.677	184	32.921	222	223	32	1:56.935	52.624	174	30.026	174	34.285	216	181



Lap Analysis race 2, 26.08.2012

-Reg.No.: 0301.12.209

214 Barry Maessen , Viper SRT10 GT3 GT Division / NLD theoretical besttime: 1:46.783

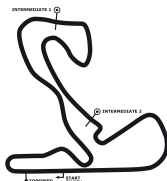
Lap	Time	S1	V1	S2	V2	S3	V3	Vmax	Lap	Time	S1	V1	S2	V2	S3	V3	Vmax
1	2:27.992	1:12.154	131	35.267	133	40.571	209		17	3:59.670	2:59.162	181	28.587	181	31.921	236	
2	2:13.795	59.228	138	34.634	140	39.933	204	176	18	1:47.393	47.264	187	28.330	175	31.799	237	226
3	2:07.114	57.544	149	32.404	154	37.166	223	167	19	1:48.700	48.784	187	28.237	188	31.679	236	210
4	2:00.778	52.696	146	32.480	165	35.602	227	181	20	1:47.375	47.541	189	28.046	201	31.788	235	216
5	1:57.074	51.330	173	30.599	158	35.145	229	188	21	1:48.789	47.533	174	29.040	180	32.216	236	209
6	1:55.935	50.501	172	30.472	147	34.962	229	193	22	1:47.188	47.516	189	28.173	198	31.499	235	210
7	1:53.009	49.753	177	29.836	168	33.420	231	193	23	1:47.067	47.238	183	28.247	191	31.582	238	230
8	2:07.826	57.009	159	32.254	152	38.563	215	178	24	1:52.249	48.976	154	29.590	177	33.683	234	208
9	2:07.587	56.301	161	33.670	160	37.616	211	170	25	1:50.264	48.374	186	28.239	182	33.651	230	193
10	2:04.413	55.000	144	32.576	155	36.837	215	175	26	1:49.030	47.893	182	28.462	186	32.675	234	212
11	1:58.731	52.898	165	30.971	169	34.862	230	192	27	1:48.273	47.533	179	28.433	186	32.307	235	210
12	1:55.278	50.261	153	31.085	165	33.932	233	190	28	1:48.962	47.787	185	28.293	183	32.882	234	205
13	1:52.421	48.836	170	30.409	177	33.176	234	199	29	1:49.993	47.787	186	28.260	185	33.946	231	208
14	1:51.152	48.257	174	30.034	187	32.861	233	196	30	1:49.958	48.712	178	28.871	178	32.375	235	210
15	1:51.285	48.727	170	29.772	191	32.786	234	225	31	1:50.285	48.340	177	28.703	178	33.242	234	206
16	1:58.874	48.476	175	29.300	186			202	32	1:53.554	50.256	182	28.771	182	34.527	228	215

215 Steve Matthijssen , Porsche 997 GT3 Cup GTB Division / BEL theoretical besttime: 1:52.131

Lap	Time	S1	V1	S2	V2	S3	V3	Vmax	Lap	Time	S1	V1	S2	V2	S3	V3	Vmax
1	2:34.372	1:14.870	124	37.294	123	42.208	200		17	1:54.303	50.147	166	30.276	164	33.880	221	189
2	2:20.880	1:01.682	128	36.256	133	42.942	199	153	18	1:54.251	49.328	167	30.887	167	34.036	219	195
3	2:15.014	1:00.869	132	34.560	138	39.585	208	145	19	1:53.303	49.618	156	30.026	179	33.659	222	201
4	2:09.658	57.660	140	33.254	148	38.744	210	166	20	1:55.427	49.754	164	30.399	160	35.274	209	203
5	2:06.013	56.046	149	32.848	143	37.119	213	161	21	1:54.000	50.468	164	30.065	179	33.467	219	183
6	2:03.320	54.327	150	32.912	150	36.081	215	173	22	1:53.871	49.700	159	30.638	177	33.533	221	208
7	2:04.461	52.628	151	32.385	140	39.448	197	176	23	1:56.337	50.166	159	31.803	164	34.368	218	212
8	2:12.942	59.179	131	33.951	142	39.812	210	155	24	1:57.763	50.634	172	30.062	180	37.067	212	213
9	2:10.155	57.051	134	33.695	147	39.409	213	160	25	1:55.727	51.616	158	29.690	184	34.421	219	176
10	2:08.473	56.868	142	33.526	143	38.079	215	174	26	1:53.841	49.564	174	29.691	176	34.586	217	216
11	2:07.719	55.306	142	33.923	124	38.490	210	175	27	1:53.937	49.740	168	29.773	182	34.424	216	202
12	2:05.622	56.268	149	32.751	146	36.603	219	157	28	1:53.436	49.985	168	29.555	186	33.896	219	196
13	2:04.620	53.081	149	32.419	146	39.120	143	177	29	1:52.657	49.496	170	29.461	192	33.700	220	207
14	2:08.788	52.775	158	31.306	164			181	30	1:52.387	49.203	172	29.491	187	33.693	219	210
15	3:15.425	2:09.844	153	31.187	159	34.394	220		31	2:02.187	54.448	152	31.735	153	36.004	200	169
16	1:55.263	50.363	168	30.842	158	34.058	220	188									

216 Erol Ertan , Porsche 997 GT3 Cup GTB Division / NLD theoretical besttime: 1:49.027

Lap	Time	S1	V1	S2	V2	S3	V3	Vmax	Lap	Time	S1	V1	S2	V2	S3	V3	Vmax
1	2:32.434	1:13.594	132	36.209	127	42.631	193		17	1:50.368	48.494	176	29.316	173	32.558	229	213
2	2:13.985	59.580	145	34.483	135	39.922	209	153	18	1:50.664	48.002	179	29.111	188	33.551	230	213
3	2:13.455	59.733	142	34.312	131	39.410	220	154	19	1:50.424	48.605	178	29.071	181	32.748	233	203
4	2:06.042	55.432	158	32.873	141	37.737	217	170	20	1:50.971	49.349	183	28.849	193	32.773	229	211
5	2:02.878	54.358	159	32.105	154	36.415	222	164	21	1:50.283	48.195	181	28.660	187	33.428	229	214
6	1:58.516	51.604	167	31.403	161	35.509	226	181	22	1:50.129	48.414	179	28.916	190	32.799	229	209
7	1:56.009	50.004	175	30.575	174	35.430	226	192	23	1:52.277	49.909	177	29.423	189	32.945	226	215
8	2:09.792	56.753	149	33.278	144	39.761	206	171	24	1:50.307	48.328	181	29.031	192	32.948	230	215
9	2:08.733	57.196	149	33.235	150	38.302	218	165	25	1:51.206	48.496	180	28.788	200	33.922	223	207
10	2:06.071	55.523	154	32.552	163	37.996	224	171	26	1:51.440	48.474	181	28.945	195	34.021	223	204
11	2:02.140	52.975	161	32.506	140	36.659	225	175	27	1:50.514	48.808	180	28.926	184	32.780	228	212
12	1:57.075	51.115	163	30.932	167	35.028	228	190	28	1:49.720	47.929	182	28.831	195	32.960	228	217
13	2:05.218	50.574	165	31.386	166			194	29	1:50.327	48.167	181	28.717	201	33.443	228	222
14	3:22.398	2:16.895	169	31.182	173	34.321	227		30	1:50.089	48.849	179	28.802	192	32.438	231	213
15	1:51.577	48.403	183	29.814	173	33.360	230	211	31	1:49.380	48.039	181	28.712	194	32.629	229	219
16	1:50.841	48.417	173	29.412	179	33.012	230	201	32	1:54.912	50.648	172	29.271	186	34.993	189	208



Lap Analysis race 2, 26.08.2012

-Reg.No.: 0301.12.209

220 Pierre Etienne Bordet , Volvo S60 V8 Silhouette GT Division / FRA theoretical besttime: 1:47.868

Lap	Time	S1	V1	S2	V2	S3	V3	Vmax	Lap	Time	S1	V1	S2	V2	S3	V3	Vmax
1	2:42.798	1:23.635	129	36.983	142	42.180	211		13	1:58.540	52.291	164	32.015	183	34.234	232	196
2	2:16.899	1:00.940	137	34.592	154	41.367	214	163	14	1:55.909	51.141	168	31.243	180	33.525	233	199
3	2:12.930	59.576	126	34.598	146	38.756	224	166	15	2:16.452	56.830	155	34.450	160			207
4	2:08.274	57.268	146	33.567	140	37.439	224	173	16	19:28.696	18:22	157	31.472	177	35.179	225	
5	2:02.743	53.853	158	32.297	154	36.593	224	180	17	1:55.644	52.718	170	29.458	204	33.468	229	210
6	2:02.895	54.126	154	32.951	164	35.818	229	183	18	1:50.842	48.918	172	28.834	196	33.090	232	224
7	2:02.387	52.870	157	31.722	157	37.795	222	198	19	1:51.179	48.918	173	28.666	190	33.595	229	205
8	2:11.792	59.804	142	33.574	163	38.414	222	180	20	1:50.059	48.726	177	28.501	204	32.832	232	216
9	2:12.080	59.722	135	33.873	158	38.485	222	183	21	1:48.012	47.552	183	28.093	207	32.367	233	229
10	2:07.498	56.602	150	33.372	162	37.524	211	189	22	1:48.642	47.408	181	28.326	196	32.908	234	227
11	2:03.264	54.637	160	32.623	161	36.004	229	200	23	1:51.482	49.592	180	28.916	183	32.974	234	218
12	2:00.581	53.436	163	32.235	175	34.910	231	197									

225 Michael Munemann , Renault Megane Silhouette GT Division / GBR theoretical besttime: 1:49.043

Lap	Time	S1	V1	S2	V2	S3	V3	Vmax	Lap	Time	S1	V1	S2	V2	S3	V3	Vmax
1	2:22.867	1:06.757	144	35.595	148	40.515	202		9	2:10.728	58.999	142	33.763	160	37.966	212	166
2	2:14.380	58.069	140	35.975	146	40.336	205	163	10	2:04.177	54.606	157	32.840	157	36.731	215	190
3	2:09.657	57.248	154	33.949	167	38.460	204	188	11	1:59.702	52.227	165	32.035	176	35.440	218	191
4	2:04.810	54.333	153	33.930	162	36.547	212	203	12	1:58.268	51.737	163	31.412	168	35.119	217	213
5	2:01.158	52.699	158	31.671	161	36.788	213	211	13	2:03.669	50.049	171	31.034	180			204
6	1:58.551	51.901	166	30.870	185	35.780	213	208	14	3:27.824	2:24.676	176	29.768	194	33.380	219	
7	2:01.206	54.934	151	31.365	166	34.907	213	201	15	1:51.398	48.471	156	30.357	197	32.570	220	223
8	2:09.312	56.881	142	33.761	167	38.670	209	178	16	6:11.515	47.249	179	29.224	194			226


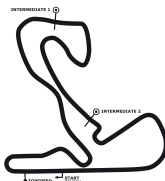
226 Jan van der Kooi , Lotus Exige GT3 GT Division / NLD theoretical besttime: 1:48.938

Lap	Time	S1	V1	S2	V2	S3	V3	Vmax	Lap	Time	S1	V1	S2	V2	S3	V3	Vmax
1	2:36.680	1:18.887	129	36.348	125	41.445	191		17	1:50.114	48.052	173	29.359	164	32.703	233	201
2	2:19.827	1:01.651	153	35.143	127	43.033	204	150	18	1:50.388	48.691	163	29.291	173	32.406	235	207
3	2:15.079	1:02.266	134	34.070	145	38.743	209	150	19	1:51.877	49.506	170	29.416	178	32.955	234	217
4	2:09.304	57.221	136	34.113	144	37.970	217	171	20	1:51.348	48.922	174	29.408	170	33.018	231	204
5	2:06.704	56.545	145	32.817	152	37.342	220	171	21	1:50.683	49.041	171	29.009	187	32.633	233	213
6	2:04.072	55.269	155	32.253	164	36.550	216	179	22	1:50.661	48.778	168	29.112	190	32.771	234	203
7	2:05.058	53.590	152	31.819	154	39.649	219	184	23	1:51.382	48.683	161	29.255	178	33.444	229	213
8	2:09.129	57.463	146	33.259	146	38.407	219	164	24	1:54.496	49.455	163	29.779	191	35.262	228	203
9	2:08.166	56.836	132	33.880	157	37.450	225	176	25	1:55.944	50.043	169	29.743	166	36.158	225	203
10	2:07.106	55.607	144	33.485	158	38.014	212	183	26	1:55.714	51.235	158	30.000	176	34.479	228	183
11	2:03.326	54.335	147	32.639	153	36.352	220	168	27	1:54.904	50.038	159	29.728	175	35.138	227	218
12	2:12.329	54.091	146	32.302	170			194	28	1:53.191	49.422	166	29.535	180	34.234	224	208
13	3:27.830	2:21.563	144	31.707	172	34.560	235		29	1:53.870	50.266	166	29.836	154	33.768	231	200
14	1:52.641	49.361	164	30.125	180	33.155	236	192	30	1:52.699	49.599	169	29.458	175	33.642	234	214
15	1:50.550	48.619	166	29.785	165	32.146	234	198	31	1:51.366	48.765	171	28.740	191	33.861	232	202
16	1:50.506	48.511	163	29.322	154	32.673	234	199									

233 Ronald van Loon , BMW E46 M3 GTB Division / NLD theoretical besttime: 1:56.896

Lap	Time	S1	V1	S2	V2	S3	V3	Vmax	Lap	Time	S1	V1	S2	V2	S3	V3	Vmax
1	2:47.750	1:29.376	147	35.151	154	43.223	193		15	2:11.910	54.062	165	32.669	151			195
2	2:20.802	1:02.324	142	35.934	149	42.544	193	165	16	3:14.738	2:08.561	161	30.873	175	35.304	212	
3	2:15.946	1:00.380	148	34.306	167	41.260	199	162	17	1:58.756	51.592	169	30.868	160	36.296	205	222
4	2:13.732	59.012	151	34.279	148	40.441	199	189	18	1:57.635	51.529	166	30.890	188	35.216	210	219
5	2:11.475	57.651	156	33.882	150	39.942	199	170	19	1:58.110	52.034	168	30.576	191	35.500	206	223
6	2:10.499	57.222	151	33.596	172	39.681	199	171	20	1:59.259	52.799	163	31.033	188	35.427	210	216
7	2:19.998	1:00.090	132	38.615	148	41.293	195	187	21	1:59.229	53.097	164	31.159	189	34.973	212	191
8	2:18.311	1:02.085	143	35.334	163	40.892	198	173	22	1:59.670	52.269	159	31.266	185	36.135	209	215
9	2:14.282	59.158	148	34.186	172	40.938	198	190	23	2:35.449	1:02.368	110	37.918	147			219
10	2:15.613	1:00.531	150	35.764	165	39.318	204	178	24	3:43.124	2:35.764	158	31.930	188	35.430	207	
11	2:11.309	56.394	155	33.949	129	40.966	206	192	25	1:57.851	51.474	166	30.597	188	35.780	206	214
12	2:08.048	54.403	158	35.563	156	38.082	210	188	26	1:58.556	52.333	170	30.772	191	35.451	209	214
13	2:05.562	54.770	156	33.331	183	37.461	209	203	27	1:57.745	51.979	170	30.449	190	35.317	212	205
14	2:04.211	55.117	162	32.611	183	36.483	209	190	28	2:01.765	54.026	164	30.995	189	36.744	206	210

DTM Zandvoort
Zandvoort, length 4307 m
24. - 26.08.2012
Supercar Challenge



Lap Analysis race 2, 26.08.2012

-Reg.No.: 0301.12.209

236 Wilfred Herder , Aston Martin Vantage E85 GTB Division / NLD theoretical besttime: 1:54.676

Lap	Time	S1	V1	S2	V2	S3	V3	Vmax	Lap	Time	S1	V1	S2	V2	S3	V3	Vmax
1	2:36.109	1:18.238	134	35.984	119	41.887	208		11	2:03.456	53.539	146	32.484	140	37.433	211	179
2	2:18.981	1:02.292	136	35.607	124	41.082	204	149	12	2:05.895	56.558	150	32.735	149	36.602	216	150
3	2:20.554	1:07.026	142	33.883	132	39.645	206	156	13	2:01.598	53.069	153	32.558	150	35.971	214	168
4	2:11.778	58.080	143	33.870	147	39.828	207	178	14	2:09.880	51.530	161	31.650	162			183
5	2:06.893	55.579	153	33.461	144	37.853	208	171	15	3:08.215	2:03.097	170	30.619	160	34.499	215	
6	2:04.234	55.429	161	32.029	152	36.776	212	172	16	1:55.178	50.388	174	30.409	161	34.381	216	181
7	2:03.479	53.423	164	31.551	156	38.505	210	175	17	1:54.860	50.572	170	30.061	167	34.227	216	187
8	2:10.007	57.685	145	33.410	160	38.912	208	163	18	1:58.068	50.525	167	32.193	160	35.350	212	192
9	2:11.504	58.183	149	33.500	153	39.821	210	172	19	1:56.345	51.486	153	30.479	172	34.380	215	201
10	2:06.112	54.686	149	33.465	149	37.961	213	175	20	1:56.148	50.675	170	30.367	173	35.106	179	199

237 Kees Kreijne , Aston Martin Vantage GTB Division / NLD theoretical besttime: 1:50.753

Lap	Time	S1	V1	S2	V2	S3	V3	Vmax	Lap	Time	S1	V1	S2	V2	S3	V3	Vmax
1	2:26.648	1:10.235	136	35.102	153	41.311	197		16	1:52.929	49.856	166	29.230	192	33.843	212	222
2	2:15.008	59.974	143	34.391	159	40.643	201	174	17	1:51.062	48.919	174	28.961	191	33.182	218	207
3	2:28.985	1:16.119	144	33.947	145	38.919	208	197	18	1:51.178	48.752	172	29.129	180	33.297	216	226
4	2:05.134	55.433	149	32.384	166	37.317	210	183	19	1:51.301	49.164	174	28.954	185	33.183	214	216
5	2:03.539	54.427	157	31.834	168	37.278	210	193	20	1:51.751	48.916	174	29.262	177	33.573	203	227
6	2:00.020	53.022	160	31.260	177	35.738	212	198	21	1:52.925	50.756	170	29.080	187	33.089	216	195
7	1:57.645	50.658	167	30.299	189	36.688	210	215	22	1:53.446	49.544	171	29.412	188	34.490	207	218
8	2:08.336	57.264	149	32.505	157	38.567	206	195	23	1:52.298	49.614	166	29.026	193	33.658	212	215
9	2:08.351	57.127	146	33.119	161	38.105	210	184	24	1:52.319	48.710	179	29.088	185	34.521	213	221
10	2:03.994	54.765	152	32.043	164	37.186	214	190	25	1:52.049	48.895	172	28.959	185	34.195	213	220
11	1:59.531	52.522	154	31.199	174	35.810	214	214	26	1:51.688	48.987	174	28.970	188	33.731	212	221
12	6:40.660	51.189	165	4:58.949	159			213	27	1:52.311	49.025	174	28.996	193	34.290	213	217
13	3:48.212	2:42.199	158	31.414	166	34.599	213		28	1:52.463	49.090	171	29.985	185	33.388	216	217
14	1:58.928	53.436	163	30.890	177	34.602	216	212	29	1:53.428	49.962	171	29.312	185	34.154	212	218
15	1:54.129	50.009	167	30.228	180	33.892	218	209									


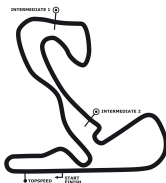
240 Bert Moritz , Marcos Mantis GTB Division / NLD theoretical besttime: 1:56.976

Lap	Time	S1	V1	S2	V2	S3	V3	Vmax	Lap	Time	S1	V1	S2	V2	S3	V3	Vmax
1	2:35.221	1:17.443	137	35.392	128	42.386	200		16	3:42.167	2:32.165	148	32.766	125	37.236	213	
2	2:18.868	1:02.251	135	35.634	137	40.983	208	149	17	1:58.268	52.623	153	30.866	168	34.779	212	187
3	2:10.268	57.164	140	34.058	126	39.046	211	169	18	1:58.668	52.554	157	31.160	159	34.954	215	187
4	2:07.800	56.055	148	33.509	135	38.236	212	165	19	1:58.696	52.531	157	31.232	161	34.933	214	186
5	2:07.661	56.340	149	33.236	145	38.085	210	166	20	1:57.808	51.691	158	31.175	160	34.942	214	198
6	2:04.155	54.327	153	32.231	147	37.597	209	172	21	1:58.905	53.213	160	30.982	155	34.710	214	176
7	2:05.025	53.582	154	32.259	140	39.184	205	179	22	2:06.536	51.921	163	30.629	173	43.986	207	199
8	2:15.601	1:00.375	136	34.861	139	40.365	199	161	23	2:02.850	54.372	159	31.034	159	37.444	196	179
9	2:12.048	57.756	143	34.393	143	39.899	209	172	24	1:59.361	53.043	161	30.575	167	35.743	212	181
10	2:07.681	56.301	144	33.777	152	37.603	212	172	25	1:57.851	51.700	164	30.594	161	35.557	213	196
11	2:08.508	55.720	156	34.024	125	38.764	211	172	26	1:58.527	52.408	154	30.985	148	35.134	214	190
12	2:04.977	55.695	145	32.850	146	36.432	213	165	27	2:00.458	53.244	156	31.197	149	36.017	212	195
13	2:01.189	53.547	148	32.407	145	35.235	216	172	28	1:59.254	52.715	156	30.742	165	35.797	212	181
14	1:59.076	51.853	159	31.962	148	35.261	214	182	29	1:58.743	52.544	158	30.875	159	35.324	212	191
15	2:10.126	52.484	156	32.356	153			191	30	2:02.114	53.257	151	31.204	155	37.653	206	188

243 Daan Meijer , Porsche 997 GT3 Cup GTB Division / NLD theoretical besttime: 2:05.018

Lap	Time	S1	V1	S2	V2	S3	V3	Vmax	Lap	Time	S1	V1	S2	V2	S3	V3	Vmax
1	2:20.239	1:09.134	161	32.811	164	38.294	212		3	2:05.018	54.987	158	32.508	165	37.523	211	185
2	2:08.262	56.371	159	33.470	164	38.421	214	181									

DTM Zandvoort
Zandvoort, length 4307 m
24. - 26.08.2012
Supercar Challenge



Best Sector Times race 2

Pos.	sector 1		sector 2		sector 3		theoretical and best lap time						
	No	Driver	Time	No	Driver	Time	No	Driver	theoretical	Best	Pos		
1	117	Köhler-van der Hoek	44.593	117	Köhler-van der Hoek	27.150	117	Köhler-van der Hoek	30.100	117	Köhler-van der Hoek	1:41.843	1:42.205
2	128	van 't Hoff A.	45.068	128	van 't Hoff A.	27.205	128	van 't Hoff A.	30.430	128	van 't Hoff A.	1:42.703	1:42.925
3	127	Werkman-Sijthoff	45.135	130	Versluis P.	27.283	127	Werkman-Sijthoff	30.760	127	Werkman-Sijthoff	1:43.194	1:44.306
4	177	Tas-Grouwels	45.213	127	Werkman-Sijthoff	27.299	177	Tas-Grouwels	30.877	177	Tas-Grouwels	1:43.541	1:44.114
5	130	Versluis P.	45.530	132	Versluis J.	27.301	132	Versluis J.	31.009	130	Versluis P.	1:43.862	1:44.287
6	132	Versluis J.	45.654	177	Tas-Grouwels	27.451	129	Longin-Lamot	31.025	132	Versluis J.	1:43.964	1:44.194
7	173	van Elk B.	45.783	115	Storm J.	27.695	130	Versluis P.	31.049	129	Longin-Lamot	1:44.969	1:45.570
8	140	Lanting-Herber	46.104	129	Longin-Lamot	27.698	140	Lanting-Herber	31.433	140	Lanting-Herber	1:45.427	1:46.371
9	129	Longin-Lamot	46.246	140	Lanting-Herber	27.890	214	Maessen B.	31.499	115	Storm J.	1:45.601	1:46.312
10	115	Storm J.	46.297	121	Lumbeeck-Kamphue:	27.961	115	Storm J.	31.609	173	van Elk B.	1:45.978	1:46.695
11	205	Thuis-van Riet	47.143	214	Maessen B.	28.046	121	Lumbeeck-Kamphue:	31.812	214	Maessen B.	1:46.783	1:47.067
12	214	Maessen B.	47.238	220	Bordet P.	28.093	173	van Elk B.	31.865	205	Thuis-van Riet	1:47.338	1:47.785
13	225	Munemann M.	47.249	205	Thuis-van Riet	28.146	205	Thuis-van Riet	32.049	121	Lumbeeck-Kamphue:	1:47.481	1:48.088
14	208	Wijnen-Frijns	47.371	173	van Elk B.	28.330	226	van der Kooi J.	32.146	220	Bordet P.	1:47.868	1:48.012
15	220	Bordet P.	47.408	208	Wijnen-Frijns	28.614	203	van der Ende-van de	32.157	208	Wijnen-Frijns	1:48.193	1:48.540
16	203	van der Ende-van de	47.462	216	Ertan E.	28.660	208	Wijnen-Frijns	32.208	203	van der Ende-van de	1:48.469	1:48.864
17	121	Lumbeeck-Kamphue:	47.708	226	van der Kooi J.	28.740	220	Bordet P.	32.367	226	van der Kooi J.	1:48.938	1:50.114
18	216	Ertan E.	47.929	206	Vanbellingen-Redant	28.766	216	Ertan E.	32.438	216	Ertan E.	1:49.027	1:49.380
19	226	van der Kooi J.	48.052	203	van der Ende-van de	28.850	225	Munemann M.	32.570	225	Munemann M.	1:49.043	1:51.398
20	210	van Herck W.	48.315	237	Kreijne K.	28.954	210	van Herck W.	32.708	210	van Herck W.	1:50.080	1:50.737
21	206	Vanbellingen-Redant	48.455	210	van Herck W.	29.057	206	Vanbellingen-Redant	32.988	206	Vanbellingen-Redant	1:50.209	1:50.458
22	237	Kreijne K.	48.710	225	Munemann M.	29.224	237	Kreijne K.	33.089	237	Kreijne K.	1:50.753	1:51.062
23	215	Matthijssen S.	49.203	148	de Graaff-Ribbens	29.416	215	Matthijssen S.	33.467	215	Matthijssen S.	1:52.131	1:52.387
24	148	de Graaff-Ribbens	50.018	215	Matthijssen S.	29.461	148	de Graaff-Ribbens	33.687	148	de Graaff-Ribbens	1:53.121	1:53.769
25	236	Herder W.	50.388	209	Schulz D.	29.977	236	Herder W.	34.227	236	Herder W.	1:54.676	1:54.860
26	233	van Loon R.	51.474	236	Herder W.	30.061	240	Moritz-Moritz	34.710	209	Schulz D.	1:56.673	1:57.356
27	209	Schulz D.	51.664	233	van Loon R.	30.449	233	van Loon R.	34.973	233	van Loon R.	1:56.896	1:57.635
28	240	Moritz-Moritz	51.691	240	Moritz-Moritz	30.575	209	Schulz D.	35.032	240	Moritz-Moritz	1:56.976	1:57.808
29	243	Meijer D.	54.987	243	Meijer D.	32.508	243	Meijer D.	37.523	243	Meijer D.	2:05.018	2:05.018



Lapchart: Supercar Challenge race 2



POS	1	2	3	4	5	6	7	8	9	10	11	12	13	14	15	16	17	18	19	20	21	22	23	24	25	26	27	28	29	30
LAP 1	130	127	129	173	243	205	225	132	237	117	214	115	121	210	203	216	215	208	128	240	206	236	226	177	148	220	233	209	140	
LAP 2	127	130	243	129	173	205	132	225	237	117	214	115	203	121	210	216	208	206	128	240	236	215	177	148	226	220	233	209	140	
LAP 3	127	130	243	129	173	205	132	225	214	117	203	115	210	121	216	206	128	208	177	240	148	215	237	226	220	236	233	209	140	
LAP 4	127	173	130	129	205	132	214	225	203	115	210	206	121	216	128	177	208	148	240	237	215	226	220	236	233	117	209	140		
LAP 5	127	173	129	130	205	132	214	225	203	115	210	206	121	128	177	216	208	148	237	240	220	215	226	236	233	117	209	140		
LAP 6	127	173	130	129	132	205	214	225	203	115	210	206	128	177	121	216	208	148	237	240	220	215	226	236	233	117	209	140		
LAP 7	127	173	130	129	132	214	205	203	225	206	115	210	128	177	121	216	208	148	237	220	240	215	226	236	233	117	209	140		
LAP 8	173	127	130	129	132	214	205	203	225	206	210	128	177	121	216	208	115	148	237	220	240	226	215	236	233	117	140	209		
LAP 9	173	127	129	130	132	205	214	206	203	225	210	128	177	121	216	208	148	237	220	226	240	215	236	233	117	115	140	209		
LAP 10	173	127	129	130	132	205	214	206	203	225	210	177	128	121	216	208	148	237	220	226	240	215	236	115	117	233	140	209		
LAP 11	173	127	129	130	132	214	205	206	225	203	177	210	128	121	208	216	148	237	220	226	240	215	236	115	117	233	140	209		
LAP 12	173	127	129	130	132	214	205	206	177	225	203	210	121	208	216	148	128	220	226	240	215	236	115	117	233	140	237	209		
LAP 13	173	127	129	130	132	214	205	177	206	121	203	210	225	148	208	216	220	240	236	215	115	128	233	140	226	117	209	237		
LAP 14	173	127	129	214	132	177	206	121	203	210	148	130	220	240	236	215	115	205	225	128	216	208	140	226	233	117	237	209		
LAP 15	173	127	129	214	121	206	177	148	130	132	220	240	205	225	128	203	210	216	208	115	226	236	215	233	117	140	237	209		
LAP 16	173	127	129	214	206	121	130	148	132	177	205	128	203	210	216	208	226	236	117	215	115	240	140	233	225	237	209	220		
LAP 17	127	129	130	173	132	177	206	121	205	128	203	214	210	216	208	148	226	117	236	215	115	240	140	233	237	209	220			
LAP 18	130	129	127	132	177	121	128	205	206	203	214	210	216	208	148	226	117	236	215	115	240	140	233	237	209	220				
LAP 19	130	129	127	132	177	128	205	121	206	203	214	210	216	208	148	117	226	236	215	115	140	240	233	237	209	220				
LAP 20	130	129	127	132	177	128	205	121	206	214	203	216	210	208	117	148	226	115	236	215	140	240	233	237	209	220				
LAP 21	130	129	127	132	177	128	205	121	214	206	203	216	208	210	117	148	226	115	215	140	240	233	237	209	220					
LAP 22	130	127	129	132	177	128	205	121	214	203	206	216	210	117	208	148	226	115	215	140	240	233	237	209	220					
LAP 23	130	127	129	132	177	128	205	121	214	203	206	216	117	210	208	226	148	115	215	140	240	233	237	209	220					
LAP 24	130	127	129	132	177	128	205	121	214	203	206	117	216	210	208	226	148	115	215	140	240	237	233	209						
LAP 25	130	127	129	132	128	205	121	214	203	117	206	216	210	208	226	148	115	140	215	240	237	233	209							
LAP 26	130	127	129	132	128	205	121	214	117	203	216	206	210	208	226	148	115	140	215	240	237	233	209							
LAP 27	130	127	129	132	128	205	121	214	117	203	216	206	210	208	226	115	148	140	215	240	237	233	209							
LAP 28	130	127	129	132	128	205	121	117	214	203	216	206	210	208	226	115	148	140	215	240	237	233								
LAP 29	130	127	129	132	128	205	117	121	214	203	216	206	210	208	115	226	148	140	215	240	237									
LAP 30	130	127	129	132	128	205	117	121	214	203	216	206	210	208	115	226	148	140	215	240										
LAP 31	130	127	129	132	128	117	205	121	214	203	216	206	210	208	115	226	140	148	215											
LAP 32	130	127	129	132	128	117	205	214	121	203	216	206	208	210																
LAP 33	130	127	129	132																										

DTM Zandvoort

Zandvoort, length 4307 m

24. - 26.08.2012

Supercar Challenge


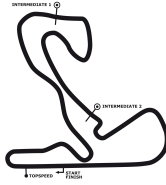


Topspeed race 2, 26.08.2012

-Reg.No.: 0301.12.209

Car No.	Driver	Make	Speed km/h
117	Nol Köhler	Corvette C5R	251
128	Alex van 't Hoff	Corvette C6R GT1	248
140	Martin Lanting	Ferrari F458 GT3	247
130	Peter Versluis	Ferrari F458 GT2	244
115	Jan Storm	BMW Z4 GT3	243
129	Bert Longin	Ferrari F430 GT2	242
132	Jan Versluis	Ferrari F430 GT2	238
177	Milko Tas	Mosler MT900R GT3	238
127	Danny Werkman	Corvette C6R GT1	237
173	Berry van Elk	Mosler MT900R GT3	233
210	Werner van Herck	Mazda 3	232
214	Barry Maessen	Viper SRT10 GT3	230
220	Pierre Etienne Bordet	Volvo S60 V8 Silhouette	229
206	Steve Vanbellingen	BMW M3 Silhouette	228
203	Jacky van der Ende	Ford Mondeo MW V8	228
205	Henk Thuis	BMW M3 Silhouette	228
237	Kees Kreijne	Aston Martin Vantage	227
225	Michael Munemann	Renault Megane Silhouette	226
233	Ronald van Loon	BMW E46 M3	223
216	Erol Ertan	Porsche 997 GT3 Cup	222
226	Jan van der Kooi	Lotus Exige GT3	218
215	Steve Matthijssen	Porsche 997 GT3 Cup	216
208	René Wijnen	Porsche 997 GT3 Cup	215
121	Wim Lumbeeck	Dodge Viper GTS-R GT1	213
209	Dirk Schulz	Porsche 997 GT3 Cup	204
236	Wilfred Herder	Aston Martin Vantage E85	201
148	Robert de Graaff	BMW Silhouette Z4	200
240	Bert Moritz	Marcos Mantis	199
243	Daan Meijer	Porsche 997 GT3 Cup	185

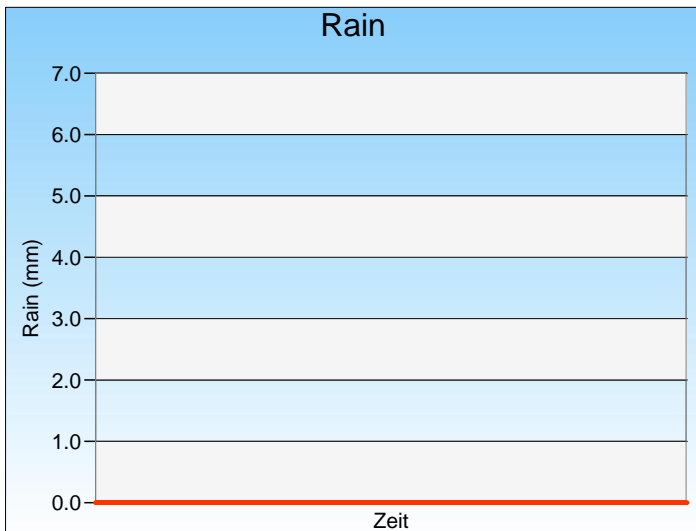
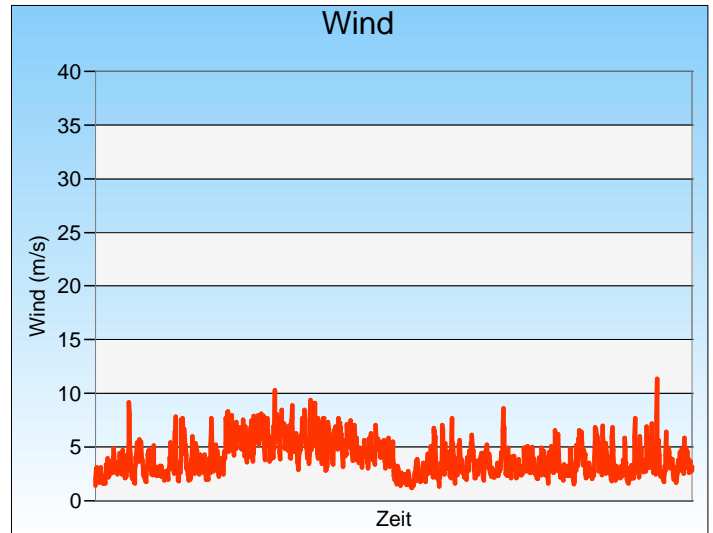
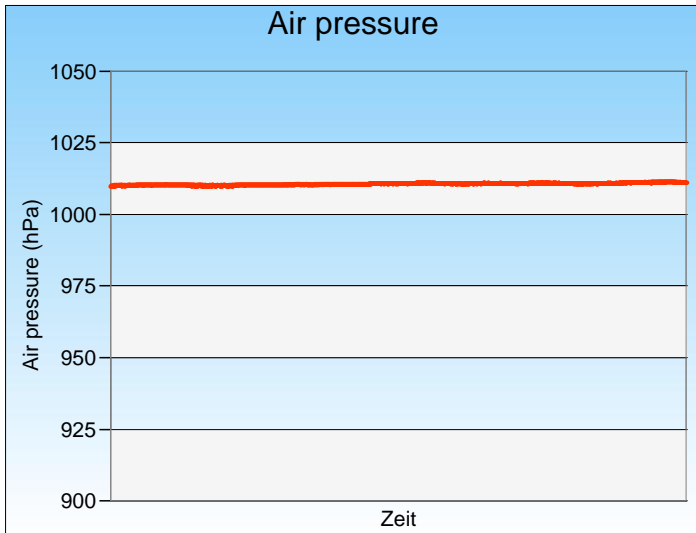
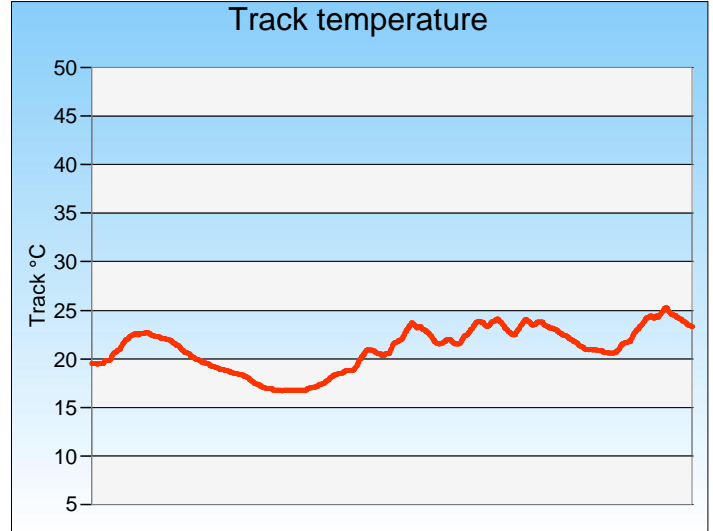
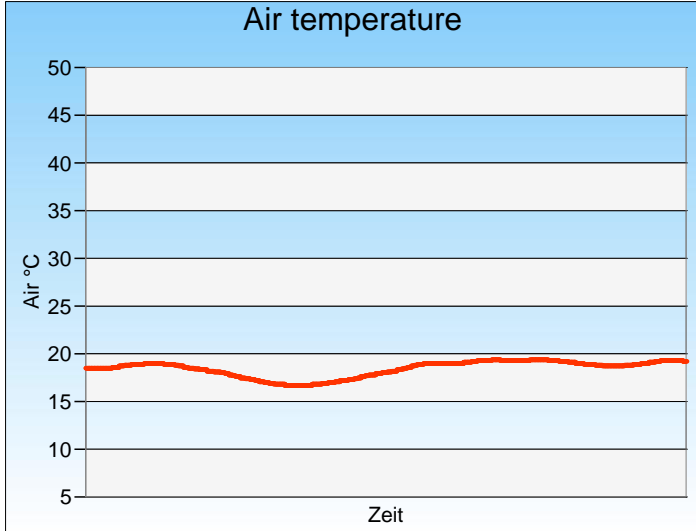
DTM Zandvoort
 Zandvoort, length 4307 m
 24. - 26.08.2012
 Supercar Challenge



Weather race 2

-Reg.No.: 0301.12.209

26.08.2012, 16:05:00 - 17:05:00



Weather:
 sunny/cloudy

