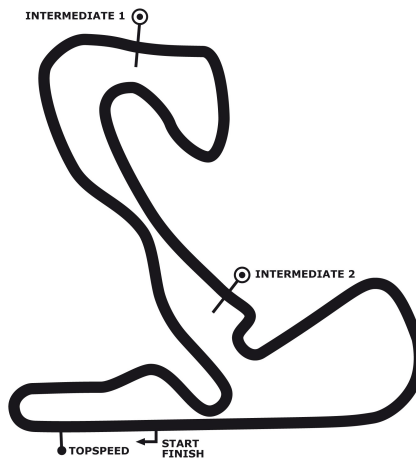


DTM Zandvoort

race 1



Zandvoort 4307 m

24. - 26.08.2012

DTM Zandvoort
 Zandvoort, length 4307 m
 24. - 26.08.2012
 Supercar Challenge



-Reg.No.: 0301.12.209

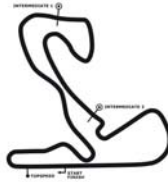
Result race 1, 25.08.2012

started : 30 classified : 24 not classified : 6

Pos	No.	Cl.	Entrant Driver, Place	Sponsor Make	Lap	Time total	Interval GAP	Avg. Total	fastest Avg.	at Lap
1	173	s	BlueBerry Racing Berry van Elk / NLD	Mosler MT900R GT3	14	36:09.077		100.076	1:57.767	5
2	130	s	Veka Racing Peter Versluis / NLD	Ferrari F458 GT2	14	36:16.564	07.487	99.732	1:58.386	2
3	129	s	Veka Racing Bert Longin / BEL Franz Lamot	Ferrari F430 GT2	14	36:18.619	09.542	99.638	1:58.080	2
4	127	s	Mad & Daring Racing Danny Werkman / NLD Diederick Sijthoff	Corvette C6R GT1	14	36:21.812	12.735	99.492	1:57.512	3
5	115	s	Storm-Tag Point Racing Jan Storm / NLD	BMW Z4 GT3	14	37:39.475	1:30.398	96.072	1:57.426	5
6	220	G	Delahaye Racing Team Pierre Etienne Bordet / FRA	Volvo S60 V8 Silhouette	14	37:58.269	1:49.192	95.280	2:03.627	4
7	216	B	Team RaceArt Erol Ertan / NLD	Porsche 997 GT3 Cup	14	38:00.248	1:51.171	95.197	2:06.899	3
8	205	G	JR Motorsport Henk Thuis / NLD Pim van Riet	BMW M3 Silhouette	14	38:15.541	2:06.464	94.563	2:04.986	4
9	128	s	Mad & Daring Racing Alex van 't Hoff / NLD	Corvette C6R GT1	14	38:17.970	2:08.893	94.463	2:01.609	7
10	225	G	Algarve Pro Racing Michael Munemann / GBR	Renault Megane Silhouette	13	36:10.119	1 Runde	92.883	2:05.374	5
11	121	s	DVB Racing Wim Lumbbeck / BEL Rob Kamphues	Dodge Viper GTS-R GT1	13	36:11.175	1 Runde	92.838	2:03.270	4
12	237	B	DDG Motorsport Kees Kreijne / NLD	Aston Martin Vantage	13	36:12.088	1 Runde	92.799	2:05.047	3
13	132	s	Veka Racing Jan Versluis / NLD	Ferrari F430 GT2	13	36:13.016	1 Runde	92.759	2:01.364	2
14	215	B	Team RaceArt Steve Matthijssen / BEL	Porsche 997 GT3 Cup	13	36:13.780	1 Runde	92.727	2:08.051	3
15	210	B	Van Herck Racing Werner van Herck / BEL	Mazda 3	13	36:14.869	1 Runde	92.680	2:06.864	3
16	243	B	Lammertink Racing Daan Meijer / NLD	Porsche 997 GT3 Cup	13	36:15.475	1 Runde	92.655	2:06.165	2
17	117	s	Team RaceArt Nol Köhler / NLD Ardi van der Hoek	Corvette C5R	13	36:20.802	1 Runde	92.428	2:07.243	4
18	209	B	Topper Team Dirk Schulz / DEU	Porsche 997 GT3 Cup	13	36:22.736	1 Runde	92.346	2:11.424	5
19	208	B	Lammertink Racing René Wijnen / NLD Charlie Frijs	Porsche 997 GT3 Cup	13	36:29.968	1 Runde	92.041	2:04.702	3
20	214	G	Van Berlo Racing Barry Maessen / NLD	Viper SRT10 GT3	12	36:24.317	2 Runden	85.181	2:12.145	5
21	140	s	MadrettoR Racing Martin Lanting / NLD Bob Herber	Ferrari F458 GT3	12	36:25.555	2 Runden	85.133	2:14.055	4
22	233	B	V-Max Racing Ronald van Loon / NLD	BMW E46 M3	12	36:27.325	2 Runden	85.064	2:16.611	3

Subject to final scrutineering !

DTM Zandvoort
 Zandvoort, length 4307 m
 24. - 26.08.2012
 Supercar Challenge



Result race 1, 25.08.2012

-Reg.No.: 0301.12.209

started : 30 classified : 24 not classified : 6

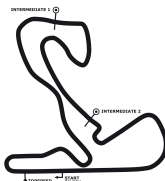
Pos	No.	Cl.	Entrant Driver, Place	Sponsor Make	Lap	Time total	Interval GAP	Avg. Total	fastest Avg.	at Lap
23	240	B	Moritz Racing Bert Moritz / NLD Patrick Moritz	Marcos Mantis	12	36:27.986	2 Runden 00.661	85.038	2:18.793 111.715	4
24	226	G	Van der Kooi Lotus Racing Jan van der Kooi / NLD	Lotus Exige GT3	11	36:19.761	3 Runden 1 Runde	78.246	2:05.195 123.848	2
NOT CLASSIFIED										
236	B	DDG Motorsport Wilfred Herder / NLD	Aston Martin Vantage E85	9	21:43.239	5 Runden	107.077	2:09.561 119.675	5	
104	S	Speedtec Motorsport Robert de Graaff / NLD Philippe Ribbens	Viper SRT10 GT2	8	15:50.118	6 Runden	130.554	1:56.498 133.094	3	
101	S	Mad & Daring Racing Rick Abresch / NLD Diederick Sijthoff	Corvette C6R GT1	8	15:55.778	6 Runden	129.781	1:56.279 133.345	3	
177	S	Team RaceArt Milko Tas / NLD Roger Grouwels	Mosler MT900R GT3	8	16:44.211	6 Runden	123.521	2:00.590 128.578	5	
206	G	JR Motorsport Steve Vanbellingen / BEL Bert Redant	BMW M3 Silhouette	7	18:26.333	7 Runden	98.105	2:07.358 121.745	5	
203	B	Van Berlo Racing Jacky van der Ende / NLD Nelson van der Pol	Ford Mondeo MW V8	2	4:45.777	12 Runden	108.513	2:14.780 115.041	2	

fastest lap: 101 Abresch/Sijthoff 1:56.279 =133.345 km/h

Subject to final scrutineering !

Issued:	Clerk of the Course:	Timekeeper:
---------	----------------------	-------------

DTM Zandvoort
 Zandvoort, length 4307 m
 24. - 26.08.2012
 Supercar Challenge



Lap by Lap race 1, 25.08.2012

-Reg.No.: 0301.12.209

101 Rick Abresch , Corvette C6R GT1 Super GT Division / NLD															
1	2:06.060	2	1:58.000	3	1:56.279	4	1:57.133	5	1:58.078	6	1:59.221	7	1:58.769	8	2:02.238

104 Robert de Graaff , Viper SRT10 GT2 Super GT Division / NLD															
1	2:00.389	2	1:57.569	3	1:56.498	4	1:56.800	5	1:56.686	6	1:59.469	7	1:58.632	8	2:04.075

115 Jan Storm , BMW Z4 GT3 Super GT Division / NLD															
1	2:13.281	2	2:00.979	3	2:01.728	4	2:00.522	5	1:57.426	6	2:00.967	7	2:04.946	8	2:30.776
pit	4:16.258	10	4:00.854	11	3:43.776	12	3:39.583	13	2:36.894	14	2:31.485				

117 Nol Köhler , Corvette C5R Super GT Division / NLD															
1	2:25.091	2	2:13.941	3	2:11.014	4	2:07.243	5	2:08.324	pit	2:22.858	7	2:52.734	8	2:22.433
pit	3:20.684	10	4:18.513	11	2:52.522	12	3:44.332	13	3:21.113						

121 Wim Lumbeek , Dodge Viper GTS-R GT1 Super GT Division / BEL															
1	2:20.229	2	2:06.301	3	2:05.873	4	2:03.270	5	2:05.192	6	2:04.752	7	2:06.068	8	2:16.582
pit	4:06.276	10	4:20.371	11	3:24.830	12	3:47.118	13	3:24.313						

127 Danny Werkman , Corvette C6R GT1 Super GT Division / NLD															
1	2:05.702	2	1:58.743	3	1:57.512	4	1:57.556	5	1:57.573	6	1:58.620	7	2:06.611	8	2:02.655
9	2:11.697	pit	3:31.817	11	4:35.127	12	2:52.862	13	3:44.628	14	3:20.709				

128 Alex van 't Hoff , Corvette C6R GT1 Super GT Division / NLD															
1	2:20.493	2	2:05.995	3	2:05.062	4	2:03.512	5	2:02.043	6	2:02.042	7	2:01.609	8	2:13.632
pit	4:17.314	10	4:21.644	11	3:22.593	12	3:46.471	13	2:42.740	14	2:52.820				

129 Bert Longin , Ferrari F430 GT2 Super GT Division / BEL															
1	2:06.788	2	1:58.080	3	2:14.666	4	2:00.353	5	1:58.832	6	2:00.412	7	2:02.348	8	2:05.659
9	2:17.300	pit	3:23.101	11	3:49.196	12	3:13.379	13	3:45.980	14	3:22.525				

130 Peter Versluis , Ferrari F458 GT2 Super GT Division / NLD															
1	2:04.541	2	1:58.386	3	1:58.950	4	2:00.453	5	2:01.123	6	2:01.669	7	2:02.271	8	2:00.891
9	2:10.305	pit	3:32.241	11	4:00.212	12	3:15.809	13	3:47.190	14	3:22.523				

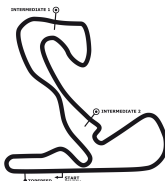
132 Jan Versluis , Ferrari F430 GT2 Super GT Division / NLD															
1	2:08.879	2	2:01.364	3	2:05.145	4	2:04.389	5	2:02.914	6	2:05.344	7	2:05.670	8	2:19.774
pit	4:14.640	10	4:36.979	11	3:17.278	12	3:47.091	13	3:23.549						

140 Martin Lanting , Ferrari F458 GT3 Super GT Division / NLD															
1	2:29.181	2	2:16.196	3	2:15.669	4	2:14.055	5	2:20.685	pit	2:31.694	7	3:23.973	8	3:48.952
pit	3:52.414	10	4:07.914	11	3:44.435	12	3:20.387								

173 Berry van Elk , Mosler MT900R GT3 Super GT Division / NLD															
1	2:11.055	2	2:00.869	3	2:03.596	4	1:59.838	5	1:57.767	6	1:58.781	7	2:00.122	8	2:07.869
9	2:22.498	pit	3:16.451	11	3:35.135	12	3:23.162	13	3:46.816	14	3:25.118				

177 Milko Tas , Mosler MT900R GT3 Super GT Division / NLD															
1	2:09.471	2	2:01.147	3	2:03.562	4	2:01.867	5	2:00.590	6	2:01.903	7	2:01.747	pit	2:23.924

DTM Zandvoort
 Zandvoort, length 4307 m
 24. - 26.08.2012
 Supercar Challenge



Lap by Lap race 1, 25.08.2012

-Reg.No.: 0301.12.209

203 Jacky van der Ende , Ford Mondeo MW V8 GTB Division / NLD													
1	2:30.997	2	2:14.780										

205 Henk Thuis , BMW M3 Silhouette GT Division / NLD															
1	2:11.866	2	2:09.097	3	2:05.173	4	2:04.986	5	2:06.002	6	2:07.590	7	2:08.765	8	2:16.105
pit	4:10.697	10	4:08.152	11	3:26.312	12	3:46.066	13	2:42.237	14	2:52.493				

206 Steve Vanbellingen , BMW M3 Silhouette GT Division / BEL															
1	2:30.286	2	5:04.392	3	2:08.032	4	2:07.582	5	2:07.358	6	2:09.410	7	2:19.273		

208 René Wijnen , Porsche 997 GT3 Cup GTB Division / NLD															
1	2:17.508	2	2:06.706	3	2:04.702	4	2:05.174	5	2:05.267	6	2:07.714	7	2:07.881	8	2:16.155
pit	4:11.125	10	4:48.329	11	3:01.502	pit	3:49.823	13	3:28.082						

209 Dirk Schulz , Porsche 997 GT3 Cup GTB Division / DEU															
1	2:31.651	2	2:15.174	3	2:15.106	4	2:13.672	5	2:11.424	6	2:12.484	7	2:12.838	8	2:22.364
9	3:18.396	pit	3:40.943	11	4:04.042	12	3:44.522	13	3:20.120						

210 Werner van Herck , Mazda 3 GTB Division / BEL															
1	2:21.529	2	2:07.074	3	2:06.864	4	2:07.746	5	2:07.522	6	2:07.267	7	2:09.615	8	2:22.765
pit	4:03.224	10	4:15.237	11	3:15.884	12	3:47.161	13	3:22.981						

214 Barry Maessen , Viper SRT10 GT3 GT Division / NLD															
1	2:30.342	2	2:15.818	3	2:15.183	4	2:12.584	5	2:12.145	6	2:14.453	pit	2:43.701	pit	5:21.578
9	4:44.739	10	2:49.591	11	3:44.055	12	3:20.128								

215 Steve Matthijssen , Porsche 997 GT3 Cup GTB Division / BEL															
1	2:27.805	2	2:10.379	3	2:08.051	4	2:09.247	5	2:09.102	6	2:09.510	7	2:08.834	8	2:16.669
pit	4:01.800	10	4:06.993	11	3:15.068	12	3:47.629	13	3:22.693						

216 Erol Ertan , Porsche 997 GT3 Cup GTB Division / NLD															
1	2:17.315	2	2:07.014	3	2:06.899	4	2:07.552	5	2:07.867	6	2:08.602	7	2:08.575	8	2:26.799
pit	4:04.586	10	3:33.917	11	3:44.068	12	3:42.809	13	2:41.250	14	2:42.995				


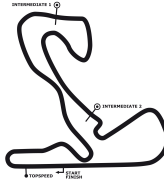
220 Pierre Etienne Bordet , Volvo S60 V8 Silhouette GT Division / FRA															
1	2:18.783	2	2:07.068	3	2:05.207	4	2:03.627	5	2:04.726	6	2:05.479	7	2:05.746	8	2:14.352
pit	4:07.844	10	3:55.693	11	3:43.979	12	3:40.054	13	2:44.166	14	2:41.545				

225 Michael Munemann , Renault Megane Silhouette GT Division / GBR															
1	2:18.587	2	2:07.212	3	2:06.380	4	2:06.684	5	2:05.374	6	2:06.601	7	2:05.741	8	2:16.719
pit	4:11.091	10	4:10.323	11	3:23.827	12	3:46.470	13	3:25.110						

226 Jan van der Kooi , Lotus Exige GT3 GT Division / NLD															
1	2:21.885	2	2:05.195	3	7:13.781	4	2:26.796	5	2:08.474	6	2:11.633	pit	3:28.273	8	4:19.267
9	2:58.636	10	3:44.136	11	3:21.685										

233 Ronald van Loon , BMW E46 M3 GTB Division / NLD															
1	2:52.573	2	2:16.751	3	2:16.611	4	2:16.647	5	2:20.818	6	2:21.731	7	2:27.404	8	4:13.390

DTM Zandvoort
 Zandvoort, length 4307 m
 24. - 26.08.2012
 Supercar Challenge



Lap by Lap race 1, 25.08.2012

-Reg.No.: 0301.12.209

pit	4:04.064	10	4:13.354	11	3:44.184	12	3:19.798								
-----	----------	----	----------	----	----------	----	----------	--	--	--	--	--	--	--	--

236 Wilfred Herder , Aston Martin Vantage E85 GTB Division / NLD

1	2:29.323	2	2:10.516	3	2:11.099	4	2:09.796	5	2:09.561	6	2:09.993	7	2:10.422	8	2:17.182
pit	3:55.347														

237 Kees Kreijne , Aston Martin Vantage GTB Division / NLD

1	2:18.203	2	2:06.699	3	2:05.047	4	2:05.115	5	2:07.479	6	2:07.516	7	2:06.422	8	2:19.788
pit	4:11.751	10	4:14.500	11	3:18.522	12	3:47.457	13	3:23.589						


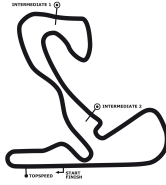
240 Bert Moritz , Marcos Mantis GTB Division / NLD

1	2:36.585	2	2:20.991	3	2:19.782	4	2:18.793	5	2:29.097	6	2:31.704	7	2:53.039	pit	4:00.901
9	5:40.819	10	2:41.912	11	3:15.213	12	3:19.150								

243 Daan Meijer , Porsche 997 GT3 Cup GTB Division / NLD

1	2:24.395	2	2:06.165	3	2:07.527	4	2:08.462	5	2:07.559	6	2:07.148	7	2:08.328	8	2:22.302
9	4:06.593	10	4:11.870	11	3:15.654	12	3:47.055	13	3:22.417						

DTM Zandvoort
 Zandvoort, length 4307 m
 24. - 26.08.2012
 Supercar Challenge



Lap Analysis race 1, 25.08.2012

-Reg.No.: 0301.12.209

101 Rick Abresch , Corvette C6R GT1 Super GT Division / NLD theoretical besttime: 1:56.279

Lap	Time	S1	V1	S2	V2	S3	V3	Vmax	Lap	Time	S1	V1	S2	V2	S3	V3	Vmax
1	2:06.060	59.235	166	31.000	184	35.825	222		5	1:58.078	51.861	163	31.329	174	34.888	223	205
2	1:58.000	51.449	167	30.700	166	35.851	222	188	6	1:59.221	52.020	163	31.598	159	35.603	225	199
3	1:56.279	50.956	170	30.658	184	34.665	225	203	7	1:58.769	51.870	154	31.528	166	35.371	224	203
4	1:57.133	51.075	169	31.334	177	34.724	225	196	8	2:02.238	52.953	158	31.890	154	37.395	208	186

104 Robert de Graaff , Viper SRT10 GT2 Super GT Division / NLD theoretical besttime: 1:55.823

Lap	Time	S1	V1	S2	V2	S3	V3	Vmax	Lap	Time	S1	V1	S2	V2	S3	V3	Vmax
1	2:00.389	55.255	175	29.945	175	35.189	225		5	1:56.686	51.418	169	30.310	158	34.958	228	197
2	2:00.979	54.283	156	30.452	163	36.244	219	190	6	1:59.469	52.192	143	31.613	160	35.664	225	203
3	1:56.498	50.920	161	30.177	181	35.401	226	205	7	1:58.632	52.681	160	30.530	169	35.421	225	199
4	1:56.800	51.502	169	30.263	163	35.035	228	191	8	2:04.075	53.393	161	30.929	161	39.753	180	195

115 Jan Storm , BMW Z4 GT3 Super GT Division / NLD theoretical besttime: 1:57.301

Lap	Time	S1	V1	S2	V2	S3	V3	Vmax	Lap	Time	S1	V1	S2	V2	S3	V3	Vmax
1	2:13.281	1:05.551	157	31.068	162	36.662	215		8	2:30.776	1:01.607	127	41.636	135	47.533	123	181
2	2:00.979	54.283	156	30.452	163	36.244	219	190	9	4:16.258	1:53.344	60	1:03.240	58			96
3	2:01.728	53.072	168	31.330	151	37.326	217	203	10	4:00.854	2:25.722	122	35.750	126	59.382	78	
4	2:00.522	54.469	165	30.633	167	35.420	219	196	11	3:43.776	1:43.605	68	53.660	77	1:06.511	80	77
5	1:57.426	51.441	175	30.440	177	35.545	215	208	12	3:39.583	1:34.802	73	57.177	69	1:07.604	145	77
6	2:00.967	53.111	166	30.784	162	37.072	215	224	13	2:36.894	1:12.418	113	37.977	124	46.499	162	126
7	2:04.946	55.809	150	31.079	171	38.058	202	204	14	2:31.485	1:08.714	123	36.754	111	46.017	158	140

117 Nol Köhler , Corvette C5R Super GT Division / NLD theoretical besttime: 2:06.079

Lap	Time	S1	V1	S2	V2	S3	V3	Vmax	Lap	Time	S1	V1	S2	V2	S3	V3	Vmax
1	2:25.091	1:08.461	134	35.034	143	41.596	208		8	2:22.433	1:05.377	140	35.470	125	41.586	168	140
2	2:13.941	1:00.036	150	33.057	160	40.848	212	170	9	3:20.684	1:02.677	139	34.746	109			145
3	2:11.014	58.634	150	33.355	158	39.025	213	160	10	4:18.513	3:02.177	126	35.145	140	41.191	200	
4	2:07.243	56.796	150	32.390	159	38.057	219	169	11	2:52.522	1:00.578	143	47.449	82	1:04.495	98	156
5	2:08.324	55.632	154	32.932	160	39.760	213	173	12	3:44.332	1:34.038	95	1:01.201	61	1:09.093	84	66
6	2:22.858	1:00.249	132	33.611	147		168		13	3:21.113	1:30.213	88	52.461	86	58.439	62	86
7	2:52.734	1:37.989	130	36.090	132	38.655	174										

121 Wim Lumbeek , Dodge Viper GTS-R GT1 Super GT Division / BEL theoretical besttime:

Lap	Time	S1	V1	S2	V2	S3	V3	Vmax	Lap	Time	S1	V1	S2	V2	S3	V3	Vmax
1	2:20.229								8	2:16.582							
2	2:06.301								9	4:06.276							
3	2:05.873								10	4:20.371							
4	2:03.270								11	3:24.830							
5	2:05.192								12	3:47.118							
6	2:04.752								13	3:24.313							
7	2:06.068																


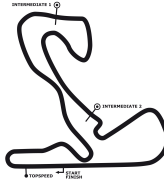
127 Danny Werkman , Corvette C6R GT1 Super GT Division / NLD theoretical besttime: 1:56.910

Lap	Time	S1	V1	S2	V2	S3	V3	Vmax	Lap	Time	S1	V1	S2	V2	S3	V3	Vmax
1	2:05.702	57.034	172	33.109	176	35.559	225		8	2:02.655	52.553	162	32.132	160	37.970	200	193
2	1:58.743	51.106	167	30.959	168	36.678	223	204	9	2:11.697	59.776	157	32.273	145	39.648	179	175
3	1:57.512	51.124	172	31.014	160	35.374	223	198	10	3:31.817	1:00.400	130	54.669	64			137
4	1:57.556	51.656	176	30.713	182	35.187	226	193	11	4:35.127	3:19.391	134	35.572	140	40.164	189	
5	1:57.573	51.045	172	31.019	169	35.509	225	214	12	2:52.862	1:00.645	139	47.984	86	1:04.233	89	158
6	1:58.620	51.010	173	31.578	154	36.032	226	210	13	3:44.628	1:33.724	94	1:01.376	63	1:09.528	80	65
7	2:06.611	59.192	169	31.126	171	36.293	222	209	14	3:20.709	1:29.886	85	52.401	78	58.422	73	79

128 Alex van `t Hoff , Corvette C6R GT1 Super GT Division / NLD theoretical besttime: 2:00.662

Lap	Time	S1	V1	S2	V2	S3	V3	Vmax	Lap	Time	S1	V1	S2	V2	S3	V3	Vmax
1	2:20.493	56.292	168	30.636	156	53.565	185		8	2:13.632	55.029	150	32.347	145	46.256	126	179
2	2:05.995	56.079	138	32.351	155	37.565	214	165	9	4:17.314	1:53.143	55	1:03.813	58			86
3	2:05.062	56.089	143	31.981	156	36.992	216	183	10	4:21.644	3:00.162	121	37.578	131	43.904	176	
4	2:03.512	54.955	148	31.717	154	36.840	213	177	11	3:22.593	1:21.875	69	54.761	80	1:05.957	70	138
5	2:02.043	53.805	164	31.348	168	36.890	215	199	12	3:46.471	1:34.816	66	58.313	55	1:13.342	86	62
6	2:02.042	53.617	154	31.634	155	36.791	220	188	13	2:42.740	1:12.942	105	41.482	109	48.316	136	101
7	2:01.609	53.235	158	31.436	158	36.938	208	188	14	2:52.820	1:15.627	93	43.739	95	53.454	125	122



DTM Zandvoort
Zandvoort, length 4307 m
24. - 26.08.2012
Supercar Challenge



Lap Analysis race 1, 25.08.2012

-Reg.No.: 0301.12.209

DTM Zandvoort
Zandvoort, length 4307 m
24. - 26.08.2012
Supercar Challenge



Lap Analysis race 1, 25.08.2012

-Reg.No.: 0301.12.209

129 Bert Longin , Ferrari F430 GT2 Super GT Division / BEL theoretical besttime: 1:57.815

Lap	Time	S1	V1	S2	V2	S3	V3	Vmax	Lap	Time	S1	V1	S2	V2	S3	V3	Vmax
1	2:06.788	1:00.597	168	30.543	177	35.648	223		8	2:05.659	55.350	154	31.973	155	38.336	199	190
2	1:58.080	51.624	167	30.694	170	35.762	228	201	9	2:17.300	1:00.354	135	35.265	135	41.681	179	164
3	2:14.666	1:07.659	170	31.055	174	35.952	222	204	10	3:23.101	1:02.662	142	34.637	112			141
4	2:00.353	52.079	162	31.794	166	36.480	223	206	11	3:49.196	2:34.729	119	34.579	143	39.888	178	
5	1:58.832	51.927	161	30.897	169	36.008	223	209	12	3:13.379	1:10.999	67	56.725	52	1:05.655	78	143
6	2:00.412	52.690	165	31.198	176	36.524	224	198	13	3:45.980	1:34.324	70	1:01.175	59	1:10.481	79	72
7	2:02.348	53.848	152	31.629	166	36.871	219	204	14	3:22.525	1:32.007	78	51.666	82	58.852	69	83

130 Peter Versluis , Ferrari F458 GT2 Super GT Division / NLD theoretical besttime: 1:57.923

Lap	Time	S1	V1	S2	V2	S3	V3	Vmax	Lap	Time	S1	V1	S2	V2	S3	V3	Vmax
1	2:04.541	57.754	164	30.483	177	36.304	222		8	2:00.891	52.742	168	31.079	172	37.070	204	210
2	1:58.386	51.963	165	30.795	180	35.628	223	223	9	2:10.305	58.903	148	32.412	143	38.990	205	162
3	1:58.950	51.812	171	31.508	179	35.630	219	216	10	3:32.241	1:02.717	149	51.791	58			150
4	2:00.453	53.931	168	30.783	187	35.739	219	205	11	4:00.212	2:40.082	117	38.928	130	41.202	178	
5	2:01.123	53.613	157	31.344	176	36.166	222	212	12	3:15.809	1:14.358	69	57.022	54	1:04.429	79	133
6	2:01.669	53.869	168	31.238	172	36.562	220	211	13	3:47.190	1:35.235	75	1:01.279	63	1:10.676	81	69
7	2:02.271	54.698	167	30.829	185	36.744	220	196	14	3:22.523	1:31.981	78	50.986	85	59.556	62	78

132 Jan Versluis , Ferrari F430 GT2 Super GT Division / NLD theoretical besttime: 2:00.332

Lap	Time	S1	V1	S2	V2	S3	V3	Vmax	Lap	Time	S1	V1	S2	V2	S3	V3	Vmax
1	2:08.879	1:01.923	155	31.078	165	35.878	221		8	2:19.774	59.715	137	33.335	142	46.724	119	175
2	2:01.364	53.376	148	31.251	177	36.737	215	213	9	4:14.640	1:53.063	57	1:04.245	57			95
3	2:05.145	54.947	155	32.926	144	37.272	220	192	10	4:36.979	3:18.396	107	38.213	129	40.370	190	
4	2:04.389	55.260	146	31.939	162	37.190	217	186	11	3:17.278	1:15.839	66	55.771	64	1:05.668	71	144
5	2:02.914	54.438	159	31.753	157	36.723	217	188	12	3:47.091	1:34.946	66	1:00.811	60	1:11.334	89	79
6	2:05.344	54.775	145	32.861	157	37.708	216	205	13	3:23.549	1:32.681	66	50.302	72	1:00.566	70	72
7	2:05.670	55.004	147	31.943	150	38.723	199	191									

140 Martin Lanting , Ferrari F458 GT3 Super GT Division / NLD theoretical besttime: 2:14.049

Lap	Time	S1	V1	S2	V2	S3	V3	Vmax	Lap	Time	S1	V1	S2	V2	S3	V3	Vmax
1	2:29.181	1:10.461	137	37.058	142	41.662	202		7	3:23.973	2:01.166	145	35.622	122	47.185	121	
2	2:16.196	1:00.035	149	35.029	152	41.132	208	182	8	3:48.952	1:27.112	65	1:05.959	51	1:15.881	134	100
3	2:15.669	58.701	148	35.580	148	41.388	205	205	9	3:52.414	1:41.276	71	58.364	69			127
4	2:14.055	58.707	153	34.691	160	40.657	208	182	10	4:07.914	2:23.224	135	41.061	75	1:03.629	84	
5	2:20.685	1:00.477	150	36.079	132	44.129	193	155	11	3:44.435	1:33.909	95	1:01.089	79	1:09.437	87	57
6	2:31.694	1:01.282	137	36.754	137			179	12	3:20.387	1:29.202	92	52.943	76	58.242	74	81

173 Berry van Elk , Mosler MT900R GT3 Super GT Division / NLD theoretical besttime: 1:57.719

Lap	Time	S1	V1	S2	V2	S3	V3	Vmax	Lap	Time	S1	V1	S2	V2	S3	V3	Vmax
1	2:11.055	1:01.663	163	31.764	158	37.628	222		8	2:07.869	53.571	165	32.441	141	41.857	165	210
2	2:00.869	53.032	163	31.260	172	36.577	224	201	9	2:22.498	1:05.377	139	35.632	134	41.489	175	153
3	2:03.596	53.703	151	32.563	153	37.330	225	198	10	3:16.451	1:02.458	149	34.927	127			146
4	1:59.838	52.989	169	31.054	179	35.795	228	194	11	3:35.135	2:14.751	122	37.280	125	43.104	169	
5	1:57.767	51.611	172	30.669	185	35.487	226	198	12	3:23.162	1:22.198	61	55.177	77	1:05.787	72	136
6	1:58.781	51.563	170	31.123	166	36.095	230	211	13	3:46.816	1:34.575	72	58.765	56	1:13.476	91	74
7	2:00.122	52.687	164	30.820	174	36.615	227	200	14	3:25.118	1:33.544	80	49.937	83	1:01.637	81	89

177 Milko Tas , Mosler MT900R GT3 Super GT Division / NLD theoretical besttime: 1:59.770

Lap	Time	S1	V1	S2	V2	S3	V3	Vmax	Lap	Time	S1	V1	S2	V2	S3	V3	Vmax
1	2:09.471	1:02.114	164	31.329	171	36.028	227		5	2:00.590	52.576	160	31.285	160	36.729	225	179
2	2:01.147	53.399	160	31.166	168	36.582	225	201	6	2:01.903	53.262	166	31.476	161	37.165	225	189
3	2:03.562	54.571	161	32.154	152	36.837	226	192	7	2:01.747	53.881	157	31.329	154	36.537	223	186
4	2:01.867	53.328	163	32.386	151	36.153	228	187	8	2:23.924	59.121	156	32.655	155			187

203 Jacky van der Ende , Ford Mondeo MW V8 GTB Division / NLD theoretical besttime: 2:14.780


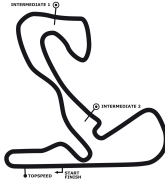
Lap	Time	S1	V1	S2	V2	S3	V3	Vmax	Lap	Time	S1	V1	S2	V2	S3	V3	Vmax
1	2:30.997	1:12.255	127	37.318	135	41.424	202		2	2:14.780	59.561	145	34.441	144	40.778	206	165

DTM Zandvoort

Zandvoort, length 4307 m

24. - 26.08.2012

Supercar Challenge



Lap Analysis race 1, 25.08.2012

-Reg.No.: 0301.12.209

205 Henk Thuis , BMW M3 Silhouette GT Division / NLD

theoretical besttime: 2:03.683

Lap	Time	S1	V1	S2	V2	S3	V3	Vmax	Lap	Time	S1	V1	S2	V2	S3	V3	Vmax
1	2:11.866	1:03.410	162	31.367	167	37.089	208		8	2:16.105	59.876	139	34.467	154	41.762	182	178
2	2:09.097	59.769	160	31.870	175	37.458	206	205	9	4:10.697	1:41.315	55	1:04.568	57			108
3	2:05.173	55.569	160	32.156	171	37.448	204	191	10	4:08.152	2:49.420	133	36.612	135	42.120	157	
4	2:04.986	55.320	161	31.973	176	37.693	206	188	11	3:26.312	1:25.665	77	54.798	79	1:05.849	73	123
5	2:06.002	55.227	157	32.325	167	38.450	199	192	12	3:46.066	1:35.207	70	57.711	62	1:13.148	116	66
6	2:07.590	56.837	159	32.720	174	38.033	204	192	13	2:42.237	1:13.369	100	41.851	101	47.017	137	131
7	2:08.765	56.598	159	32.317	170	39.850	193	197	14	2:52.493	1:16.792	91	43.601	90	52.100	120	131

206 Steve Vanbellingen , BMW M3 Silhouette GT Division / BEL

theoretical besttime: 2:07.011

Lap	Time	S1	V1	S2	V2	S3	V3	Vmax	Lap	Time	S1	V1	S2	V2	S3	V3	Vmax
1	2:30.286	1:13.355	140	35.663	141	41.268	171		5	2:07.358	55.977	152	33.057	169	38.324	198	184
2	5:04.392	1:00.802	127	3:22.129	83	41.461	169	181	6	2:09.410	56.664	148	33.501	162	39.245	185	195
3	2:08.032	56.808	157	33.016	169	38.208	199	176	7	2:19.273	1:01.803	143	34.998	150	42.472	138	165
4	2:07.582	55.787	151	33.140	151	38.655	203	201									

208 René Wijnen , Porsche 997 GT3 Cup GTB Division / NLD

theoretical besttime: 2:03.958

Lap	Time	S1	V1	S2	V2	S3	V3	Vmax	Lap	Time	S1	V1	S2	V2	S3	V3	Vmax
1	2:17.508	1:07.398	150	32.549	152	37.561	211		8	2:16.155	59.860	142	34.501	135	41.794	173	163
2	2:06.706	56.044	152	32.960	154	37.702	212	197	9	4:11.125	1:40.974	53	1:04.522	55			116
3	2:04.702	54.898	163	32.234	153	37.570	214	194	10	4:48.329	3:28.614	113	37.729	120	41.986	172	
4	2:05.174	55.103	164	32.540	155	37.531	214	177	11	3:01.502	1:03.669	124	51.328	53	1:06.505	82	132
5	2:05.267	54.193	161	33.182	154	37.892	211	187	12	3:49.823	1:34.733	84	1:00.855	69			66
6	2:07.714	56.461	148	33.026	150	38.227	212	179	13	3:28.082	1:45.319	111	46.346	86	56.417	65	
7	2:07.881	55.717	158	32.862	151	39.302	191	183									

209 Dirk Schulz , Porsche 997 GT3 Cup GTB Division / DEU

theoretical besttime: 2:10.644

Lap	Time	S1	V1	S2	V2	S3	V3	Vmax	Lap	Time	S1	V1	S2	V2	S3	V3	Vmax
1	2:31.651	1:14.289	132	35.891	135	41.471	195		8	2:22.364	1:03.556	142	36.952	127	41.856	188	134
2	2:15.174	1:00.694	143	34.371	149	40.109	202	161	9	3:18.396	1:01.732	142	54.199	66	1:22.465	107	142
3	2:15.106	59.420	147	35.325	139	40.361	202	163	10	3:40.943	1:29.807	62	58.272	63			112
4	2:13.672	59.028	149	34.485	146	40.159	200	163	11	4:04.042	2:20.494	134	39.432	95	1:04.116	80	
5	2:11.424	58.109	149	33.669	148	39.646	200	154	12	3:44.522	1:34.672	91	1:00.491	74	1:09.359	83	60
6	2:12.484	58.643	148	33.884	138	39.957	203	167	13	3:20.120	1:29.831	90	53.092	76	57.197	73	84
7	2:12.838	57.329	148	34.098	129	41.411	175	177									

210 Werner van Herck , Mazda 3 GTB Division / BEL

theoretical besttime: 2:06.054

Lap	Time	S1	V1	S2	V2	S3	V3	Vmax	Lap	Time	S1	V1	S2	V2	S3	V3	Vmax
1	2:21.529	1:10.665	145	33.226	156	37.638	205		8	2:22.765	57.931	155	33.650	132	51.184	125	199
2	2:07.074	56.047	155	32.998	158	38.029	206	183	9	4:03.224	1:26.764	55	1:05.820	53			104
3	2:06.864	55.703	151	33.207	152	37.954	204	197	10	4:15.237	2:54.874	122	38.008	113	42.355	185	
4	2:07.746	56.893	153	33.025	176	37.828	204	195	11	3:15.884	1:14.096	70	56.036	61	1:05.752	79	135
5	2:07.522	56.310	157	32.867	177	38.345	204	197	12	3:47.161	1:34.796	69	1:01.139	64	1:11.226	82	68
6	2:07.267	56.107	156	32.713	177	38.447	204	213	13	3:22.981	1:32.609	70	50.136	86	1:00.236	67	80
7	2:09.615	57.034	154	32.851	171	39.730	195	191									

214 Barry Maessen , Viper SRT10 GT3 GT Division / NLD

theoretical besttime: 2:11.630

Lap	Time	S1	V1	S2	V2	S3	V3	Vmax	Lap	Time	S1	V1	S2	V2	S3	V3	Vmax
1	2:30.342	1:11.947	134	35.689	130	42.706	180		7	2:43.701	1:01.163	149	34.754	135			170
2	2:15.818	1:01.449	133	34.265	144	40.104	188	159	8	5:21.578	2:41.326	122	1:04.266	63			
3	2:15.183	59.355	145	34.826	138	41.002	195	162	9	4:44.739	3:29.912	142	35.015	123	39.812	179	
4	2:12.584	59.031	150	34.220	155	39.333	210	163	10	2:49.591	1:04.898	134	40.971	81	1:03.722	75	154
5	2:12.145	58.864	161	33.635	147	39.646	197	166	11	3:44.055	1:33.941	89	1:00.748	82	1:09.366	96	58
6	2:14.453	58.662	157	34.288	144	41.503	195	182	12	3:20.128	1:29.530	90	52.845	81	57.753	69	82


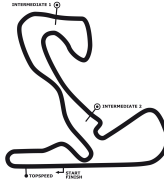
215 Steve Matthijssen , Porsche 997 GT3 Cup GTB Division / BEL

theoretical besttime: 2:07.141

Lap	Time	S1	V1	S2	V2	S3	V3	Vmax	Lap	Time	S1	V1	S2	V2	S3	V3	Vmax
1	2:27.805	1:12.689	134	35.428	125	39.688	204		8	2:16.669	1:01.610	139	34.277	126	40.782	168	135
2	2:10.379	57.874	138	33.182	152	39.323	204	170	9	4:01.800	1:21.717	59	1:06.236	56			128
3	2:08.051	56.377	149	33.319	146	38.355	204	161	10	4:06.993	2:46.116	112	38.465	120	42.412	181	
4	2:09.247	57.539	135	33.365	157	38.343	199	169	11	3:15.068	1:13.544	68	55.706	64	1:05.818	80	149
5	2:09.102	56.720	148	32.887	168	39.495	197	152	12	3:47.629	1:35.097	68	1:01.070	61	1:11.462	84	77
6	2:09.510	57.612	141	33.409	149	38.489	206	152	13	3:22.693	1:32.552	70	50.107	80	1:00.034	70	77

Timekeeping and Dataservice: _wige Solutions gmbh, Meuspath, GER, www.wige.de



DTM Zandvoort
 Zandvoort, length 4307 m
 24. - 26.08.2012
 Supercar Challenge



Lap Analysis race 1, 25.08.2012

-Reg.No.: 0301.12.209

Lap	Time	S1	V1	S2	V2	S3	V3	Vmax	Lap	Time	S1	V1	S2	V2	S3	V3	Vmax
7	2:08.834	55.911	150	33.008	149	39.915	176	183									



Lap Analysis race 1, 25.08.2012

-Reg.No.: 0301.12.209

216 Erol Ertan , Porsche 997 GT3 Cup GTB Division / NLD theoretical besttime: 2:06.173

Lap	Time	S1	V1	S2	V2	S3	V3	Vmax	Lap	Time	S1	V1	S2	V2	S3	V3	Vmax
1	2:17.315	1:06.592	157	32.417	170	38.306	211		8	2:26.799	1:04.320	132	34.688	136	47.791	132	159
2	2:07.014	55.883	156	32.946	166	38.185	213	191	9	4:04.586	1:27.290	51	1:05.906	54			95
3	2:06.899	55.747	159	33.143	153	38.009	211	176	10	3:33.917	2:10.148	134	35.582	138	48.187	76	
4	2:07.552	56.241	151	32.547	160	38.764	210	175	11	3:44.068	1:43.946	77	54.555	79	1:05.567	79	68
5	2:07.867	56.379	156	32.800	167	38.688	212	186	12	3:42.809	1:35.758	65	57.644	66	1:09.407	147	70
6	2:08.602	56.741	144	33.087	159	38.774	209	184	13	2:41.250	1:14.001	103	41.055	116	46.194	164	124
7	2:08.575	56.249	153	32.884	158	39.442	198	188	14	2:42.995	1:12.806	121	41.116	103	49.073	126	124

220 Pierre Etienne Bordet , Volvo S60 V8 Silhouette GT Division / FRA theoretical besttime: 2:03.332

Lap	Time	S1	V1	S2	V2	S3	V3	Vmax	Lap	Time	S1	V1	S2	V2	S3	V3	Vmax
1	2:18.783	1:09.540	146	32.607	163	36.636	222		8	2:14.352	1:00.074	145	33.491	153	40.787	168	188
2	2:07.068	56.907	141	32.506	148	37.655	222	179	9	4:07.844	1:43.426	54	1:04.639	56			129
3	2:05.207	55.493	147	32.257	150	37.457	222	194	10	3:55.693	2:28.807	111	37.782	133	49.104	79	
4	2:03.627	55.049	153	31.647	158	36.931	219	183	11	3:43.979	1:43.789	70	54.340	80	1:05.850	79	76
5	2:04.726	55.835	157	31.895	165	36.996	221	194	12	3:40.054	1:35.024	69	57.183	66	1:07.847	137	76
6	2:05.479	55.534	147	32.250	170	37.695	219	190	13	2:44.166	1:16.679	101	40.999	112	46.488	166	130
7	2:05.746	55.773	161	31.920	153	38.053	216	181	14	2:41.545	1:11.783	112	41.924	110	47.838	148	123

225 Michael Munemann , Renault Megane Silhouette GT Division / GBR theoretical besttime: 2:04.658

Lap	Time	S1	V1	S2	V2	S3	V3	Vmax	Lap	Time	S1	V1	S2	V2	S3	V3	Vmax
1	2:18.587	1:08.606	136	32.301	154	37.680	206		8	2:16.719	59.221	144	34.108	135	43.390	160	163
2	2:07.212	56.603	137	32.481	157	38.128	212	192	9	4:11.091	1:40.599	55	1:04.392	55			125
3	2:06.380	56.480	145	32.667	144	37.233	207	187	10	4:10.323	2:51.228	119	36.749	127	42.346	148	
4	2:06.684	56.182	147	32.716	154	37.786	205	175	11	3:23.827	1:23.032	61	55.406	69	1:05.389	65	140
5	2:05.374	55.265	141	32.440	166	37.669	205	189	12	3:46.470	1:34.691	67	58.783	57	1:12.996	80	80
6	2:06.601	56.505	132	32.575	158	37.521	205	195	13	3:25.110	1:33.616	76	50.159	87	1:01.335	80	86
7	2:05.741	55.510	148	32.160	157	38.071	202	193									

226 Jan van der Kooi , Lotus Exige GT3 GT Division / NLD theoretical besttime: 2:05.150

Lap	Time	S1	V1	S2	V2	S3	V3	Vmax	Lap	Time	S1	V1	S2	V2	S3	V3	Vmax
1	2:21.885	1:10.924	145	33.318	160	37.643	208		7	3:28.273	1:06.198	141	40.952	59			130
2	2:05.195	55.959	144	32.312	161	36.924	219	177	8	4:19.267	3:06.347	133	33.605	134	39.315	209	
3	7:13.781	56.094	148	5:38.789	139	38.898	206	180	9	2:58.636	59.452	112	53.931	78	1:05.253	91	159
4	2:26.796	55.914	150	32.395	150	58.487	202	185	10	3:44.136	1:34.173	81	1:00.481	65	1:09.482	86	69
5	2:08.474	56.224	145	33.589	145	38.661	191	183	11	3:21.685	1:30.962	74	51.975	80	58.748	66	88
6	2:11.633	58.816	140	33.377	146	39.440	159	168									

233 Ronald van Loon , BMW E46 M3 GTB Division / NLD theoretical besttime: 2:16.024

Lap	Time	S1	V1	S2	V2	S3	V3	Vmax	Lap	Time	S1	V1	S2	V2	S3	V3	Vmax
1	2:52.573	1:13.970	135	58.216	150	40.387	187		7	2:27.404	1:03.353	136	36.086	124	47.965	122	180
2	2:16.751	1:00.925	142	35.160	152	40.666	193	172	8	4:13.390	1:52.755	59	1:03.730	59	1:16.905	61	97
3	2:16.611	1:01.074	145	34.985	149	40.552	196	166	9	4:04.064	1:55.286	64	58.140	67			67
4	2:16.647	1:00.851	142	34.782	154	41.010	196	190	10	4:13.354	2:33.392	127	37.565	139	1:02.397	85	
5	2:20.818	1:01.899	145	37.006	151	41.913	188	184	11	3:44.184	1:33.378	84	1:01.521	77	1:09.285	85	64
6	2:21.731	1:03.643	142	35.618	142	42.470	186	165	12	3:19.798	1:28.759	94	52.859	82	58.180	68	89


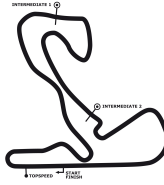
236 Wilfred Herder , Aston Martin Vantage E85 GTB Division / NLD theoretical besttime: 2:08.357

Lap	Time	S1	V1	S2	V2	S3	V3	Vmax	Lap	Time	S1	V1	S2	V2	S3	V3	Vmax
1	2:29.323	1:13.134	128	35.059	137	41.130	199		6	2:09.993	57.315	138	33.710	146	38.968	198	173
2	2:10.516	57.362	143	33.665	137	39.489	200	165	7	2:10.422	56.645	151	33.171	151	40.606	174	180
3	2:11.099	58.459	145	33.708	150	38.932	199	156	8	2:17.182	1:00.961	141	35.482	123	40.739	194	154
4	2:09.796	57.723	132	33.532	152	38.541	201	165	9	3:55.347	1:14.286	62	1:06.420	60			137
5	2:09.561	57.238	144	33.452	161	38.871	200	170									

237 Kees Kreijne , Aston Martin Vantage GTB Division / NLD theoretical besttime: 2:04.460

Lap	Time	S1	V1	S2	V2	S3	V3	Vmax	Lap	Time	S1	V1	S2	V2	S3	V3	Vmax
1	2:18.203	1:06.965	149	32.637	167	38.601	204		8	2:19.788	1:00.906	145	33.538	134	45.344	136	174
2	2:06.699	56.034	150	32.684	165	37.981	201	207	9	4:11.751	1:38.845	52	1:05.114	62			128
3	2:05.047	55.588	155	32.231	164	37.228	204	188	10	4:14.500	2:57.689	105	36.555	138	40.256	174	
4	2:05.115	55.312	158	31.934	166	37.869	198	194	11	3:18.522	1:17.418	65	55.649	62	1:05.455	72	150
5	2:07.479	57.134	157	31.981	177	38.364	202	196	12	3:47.457	1:35.339	63	1:00.390	58	1:11.728	89	73
6	2:07.516	56.422	144	32.600	162	38.494	200	200	13	3:23.589	1:32.680	71	50.364	73	1:00.545	74	71

DTM Zandvoort
 Zandvoort, length 4307 m
 24. - 26.08.2012
 Supercar Challenge


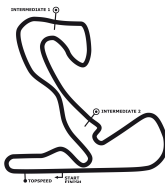


Lap Analysis race 1, 25.08.2012

-Reg.No.: 0301.12.209

Lap	Time	S1	V1	S2	V2	S3	V3	Vmax	Lap	Time	S1	V1	S2	V2	S3	V3	Vmax
7	2:06.422	55.385	154	31.920	167	39.117	185	199									

DTM Zandvoort
 Zandvoort, length 4307 m
 24. - 26.08.2012
 Supercar Challenge



Lap Analysis race 1, 25.08.2012

-Reg.No.: 0301.12.209

240 Bert Moritz , Marcos Mantis GTB Division / NLD

theoretical besttime: 2:18.613


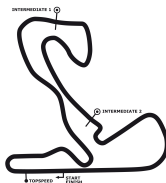
Lap	Time	S1	V1	S2	V2	S3	V3	Vmax	Lap	Time	S1	V1	S2	V2	S3	V3	Vmax
1	2:36.585	1:17.253	122	36.031	130	43.301	190		7	2:53.039	1:14.604	108	45.415	93	53.020	125	126
2	2:20.991	1:02.314	120	36.185	117	42.492	193	157	8	4:00.901	1:26.164	50	1:05.418	56			102
3	2:19.782	1:01.418	131	35.855	121	42.509	193	160	9	5:40.819	4:14.355	117	39.565	105	46.899	153	
4	2:18.793	1:01.373	134	36.035	131	41.385	198	155	10	2:41.912	1:12.354	111	39.567	100	49.991	135	103
5	2:29.097	1:03.151	118	39.318	107	46.628	170	160	11	3:15.213	1:17.176	108	49.807	76	1:08.230	85	106
6	2:31.704	1:07.523	114	37.612	122	46.569	153	144	12	3:19.150	1:28.383	90	53.012	91	57.755	64	90

243 Daan Meijer , Porsche 997 GT3 Cup GTB Division / NLD

theoretical besttime: 2:05.831

Lap	Time	S1	V1	S2	V2	S3	V3	Vmax	Lap	Time	S1	V1	S2	V2	S3	V3	Vmax
1	2:24.395	1:12.241	138	33.376	161	38.778	209		8	2:22.302	1:01.457	145	35.236	130	45.609	118	152
2	2:06.165	55.311	154	32.799	162	38.055	210	199	9	4:06.593	1:28.109	59	1:05.888	51			88
3	2:07.527	56.195	154	33.081	161	38.251	207	186	10	4:11.870	2:51.749	119	38.237	127	41.884	183	
4	2:08.462	57.537	156	32.723	163	38.202	207	189	11	3:15.654	1:13.880	66	56.055	61	1:05.719	81	144
5	2:07.559	56.429	156	32.916	166	38.214	210	185	12	3:47.055	1:34.706	70	1:01.286	65	1:11.063	82	68
6	2:07.148	56.323	153	33.028	167	37.797	209	194	13	3:22.417	1:32.313	73	50.329	75	59.775	62	75
7	2:08.328	55.665	154	32.737	178	39.926	176	194									

DTM Zandvoort
Zandvoort, length 4307 m
24. - 26.08.2012
Supercar Challenge



Best Sector Times race 1


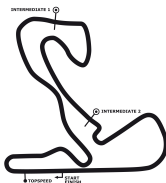
Pos.	sector 1		sector 2		sector 3		theoretical and best lap time						
	No	Driver	Time	No	Driver	Time	No	Driver	theoretical	Best	Pos		
1	104	de Graaff-Ribbens	50.920	104	de Graaff-Ribbens	29.945	101	Abresch-Sijthoff	34.665	104	de Graaff-Ribbens	1:55.823	1:56.498
2	101	Abresch-Sijthoff	50.956	115	Storm J.	30.440	104	de Graaff-Ribbens	34.958	101	Abresch-Sijthoff	1:56.279	1:56.279
3	127	Werkman-Sijthoff	51.010	130	Versluis P.	30.483	127	Werkman-Sijthoff	35.187	127	Werkman-Sijthoff	1:56.910	1:57.512
4	115	Storm J.	51.441	129	Longin-Lamot	30.543	115	Storm J.	35.420	115	Storm J.	1:57.301	1:57.426
5	173	van Elk B.	51.563	128	van 't Hoff A.	30.636	173	van Elk B.	35.487	173	van Elk B.	1:57.719	1:57.767
6	129	Longin-Lamot	51.624	101	Abresch-Sijthoff	30.658	130	Versluis P.	35.628	129	Longin-Lamot	1:57.815	1:58.080
7	130	Versluis P.	51.812	173	van Elk B.	30.669	129	Longin-Lamot	35.648	130	Versluis P.	1:57.923	1:58.386
8	177	Tas-Grouwels	52.576	127	Werkman-Sijthoff	30.713	132	Versluis J.	35.878	177	Tas-Grouwels	1:59.770	2:00.590
9	128	van 't Hoff A.	53.235	132	Versluis J.	31.078	177	Tas-Grouwels	36.028	132	Versluis J.	2:00.332	2:01.364
10	132	Versluis J.	53.376	177	Tas-Grouwels	31.166	220	Bordet P.	36.636	128	van 't Hoff A.	2:00.662	2:01.609
11	208	Wijnen-Frijns	54.193	205	Thuis-van Riet	31.367	128	van 't Hoff A.	36.791	220	Bordet P.	2:03.332	2:03.627
12	220	Bordet P.	55.049	220	Bordet P.	31.647	226	van der Kooi J.	36.924	205	Thuis-van Riet	2:03.683	2:04.986
13	205	Thuis-van Riet	55.227	237	Kreijne K.	31.920	205	Thuis-van Riet	37.089	208	Wijnen-Frijns	2:03.958	2:04.702
14	225	Munemann M.	55.265	225	Munemann M.	32.160	237	Kreijne K.	37.228	237	Kreijne K.	2:04.460	2:05.047
15	243	Meijer D.	55.311	208	Wijnen-Frijns	32.234	225	Munemann M.	37.233	225	Munemann M.	2:04.658	2:05.374
16	237	Kreijne K.	55.312	226	van der Kooi J.	32.312	208	Wijnen-Frijns	37.531	226	van der Kooi J.	2:05.150	2:05.195
17	117	Köhler-van der Hoek	55.632	117	Köhler-van der Hoek	32.390	210	van Herck W.	37.638	243	Meijer D.	2:05.831	2:06.165
18	210	van Herck W.	55.703	216	Ertan E.	32.417	243	Meijer D.	37.797	210	van Herck W.	2:06.054	2:06.864
19	216	Ertan E.	55.747	210	van Herck W.	32.713	216	Ertan E.	38.009	117	Köhler-van der Hoek	2:06.079	2:07.243
20	206	Vanbellingen-Redant	55.787	243	Meijer D.	32.723	117	Köhler-van der Hoek	38.057	216	Ertan E.	2:06.173	2:06.899
21	215	Matthijssen S.	55.911	215	Matthijssen S.	32.887	206	Vanbellingen-Redant	38.208	206	Vanbellingen-Redant	2:07.011	2:07.358
22	226	van der Kooi J.	55.914	206	Vanbellingen-Redant	33.016	215	Matthijssen S.	38.343	215	Matthijssen S.	2:07.141	2:08.051
23	236	Herder W.	56.645	236	Herder W.	33.171	236	Herder W.	38.541	236	Herder W.	2:08.357	2:09.561
24	209	Schulz D.	57.329	214	Maessen B.	33.635	214	Maessen B.	39.333	209	Schulz D.	2:10.644	2:11.424
25	214	Maessen B.	58.662	209	Schulz D.	33.669	209	Schulz D.	39.646	214	Maessen B.	2:11.630	2:12.145
26	140	Lanting-Herber	58.701	203	van der Ende-van de	34.441	233	van Loon R.	40.387	140	Lanting-Herber	2:14.049	2:14.055
27	203	van der Ende-van de	59.561	140	Lanting-Herber	34.691	140	Lanting-Herber	40.657	203	van der Ende-van de	2:14.780	2:14.780
28	233	van Loon R.	1:00.855	233	van Loon R.	34.782	203	van der Ende-van de	40.778	233	van Loon R.	2:16.024	2:16.611
29	240	Moritz-Moritz	1:01.373	240	Moritz-Moritz	35.855	240	Moritz-Moritz	41.385	240	Moritz-Moritz	2:18.613	2:18.793
30	121	Lumbeeck-Kamphue	00.000	121	Lumbeeck-Kamphue	00.000	121	Lumbeeck-Kamphue	00.000	121	Lumbeeck-Kamphue	00.000	2:03.270



Lapchart: Supercar Challenge race 1

POS	1	2	3	4	5	6	7	8	9	10	11	12	13	14	15	16	17	18	19	20	21	22	23	24	25	26	27	28	29	30	31
LAP 1	104	130	127	101	129	132	177	173	205	115	216	208	237	225	220	121	128	210	226	243	117	215	140	236	206	214	203	209	240	233	
LAP 2	104	130	101	127	129	132	177	173	115	205	208	216	237	225	220	128	226	210	243	121	215	117	236	140	203	214	209	240	233	206	
LAP 3	104	101	130	127	177	132	173	115	129	205	208	237	220	216	128	225	210	121	243	215	117	236	140	214	209	240	233	206	226		
LAP 4	104	101	127	130	173	177	115	132	129	205	208	220	128	237	121	216	225	210	243	215	117	236	214	140	209	240	233	206	226		
LAP 5	104	101	127	130	173	115	177	129	132	128	205	208	220	121	237	225	216	210	243	215	117	236	214	209	140	233	240	206	226		
LAP 6	104	101	127	130	173	115	177	129	132	128	205	220	121	208	237	225	216	210	243	215	236	117	209	214	140	233	240	206	226		
LAP 7	104	101	127	130	173	115	177	129	132	128	220	121	205	208	237	225	216	210	243	215	236	209	117	214	233	240	140	206	226		
LAP 8	104	101	127	130	173	129	177	115	132	128	220	121	205	208	225	237	210	216	243	215	236	209	117	233	140	240	214	226			
LAP 9	127	130	173	129	115	132	128	220	121	205	208	225	237	209	210	216	243	215	236	117	233	140	214	240	226						
LAP 10	127	130	173	129	115	220	216	209	205	128	225	121	237	132	215	210	243	208	117	214	140	233	240	226							
LAP 11	173	130	129	127	115	220	216	205	128	225	121	237	132	215	210	243	208	117	209	214	140	233	240	226							
LAP 12	173	130	129	127	115	220	216	205	128	225	121	237	132	215	210	243	117	208	209	214	140	233	240								
LAP 13	173	130	129	127	115	220	216	205	128	225	121	237	132	215	210	243	117	209	208												
LAP 14	173	130	129	127	115	220	216	205	128																						

DTM Zandvoort
 Zandvoort, length 4307 m
 24. - 26.08.2012
 Supercar Challenge


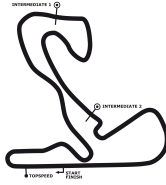


Topspeed race 1, 25.08.2012

-Reg.No.: 0301.12.209

Car No.	Driver	Make	Speed km/h
115	Jan Storm	BMW Z4 GT3	224
130	Peter Versluis	Ferrari F458 GT2	223
127	Danny Werkman	Corvette C6R GT1	214
210	Werner van Herck	Mazda 3	213
132	Jan Versluis	Ferrari F430 GT2	213
173	Berry van Elk	Mosler MT900R GT3	211
129	Bert Longin	Ferrari F430 GT2	209
237	Kees Kreijne	Aston Martin Vantage	207
101	Rick Abresch	Corvette C6R GT1	205
140	Martin Lanting	Ferrari F458 GT3	205
104	Robert de Graaff	Viper SRT10 GT2	205
205	Henk Thuis	BMW M3 Silhouette	205
177	Milko Tas	Mosler MT900R GT3	201
206	Steve Vanbellingen	BMW M3 Silhouette	201
243	Daan Meijer	Porsche 997 GT3 Cup	199
128	Alex van 't Hoff	Corvette C6R GT1	199
208	René Wijnen	Porsche 997 GT3 Cup	197
225	Michael Munemann	Renault Megane Silhouette	195
220	Pierre Etienne Bordet	Volvo S60 V8 Silhouette	194
216	Erol Ertan	Porsche 997 GT3 Cup	191
233	Ronald van Loon	BMW E46 M3	190
226	Jan van der Kooi	Lotus Exige GT3	185
215	Steve Matthijssen	Porsche 997 GT3 Cup	183
214	Barry Maessen	Viper SRT10 GT3	182
236	Wilfred Herder	Aston Martin Vantage E85	180
209	Dirk Schulz	Porsche 997 GT3 Cup	177
117	Nol Köhler	Corvette C5R	173
203	Jacky van der Ende	Ford Mondeo MW V8	165
240	Bert Moritz	Marcos Mantis	160
121	Wim Lumbeeck	Dodge Viper GTS-R GT1	----

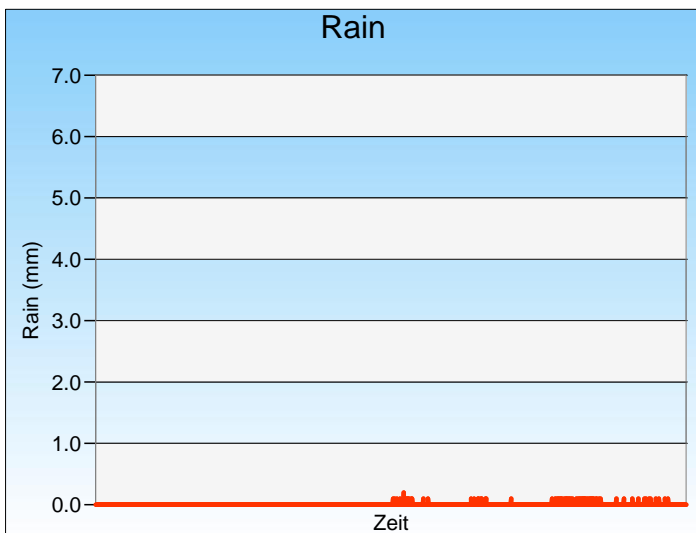
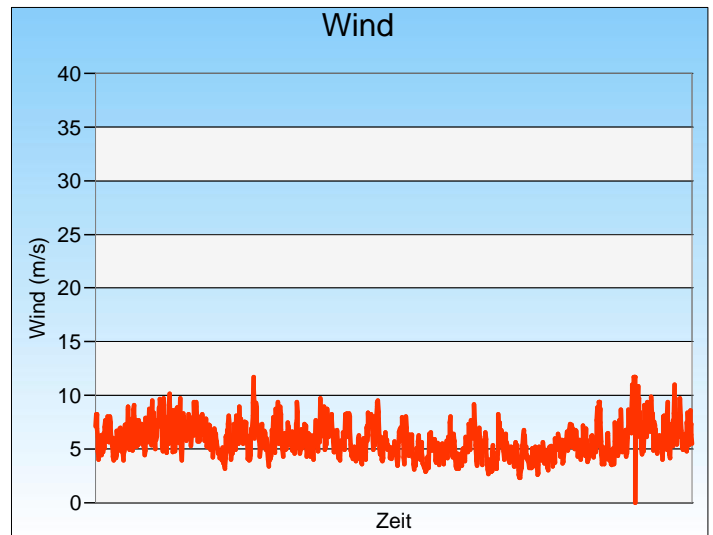
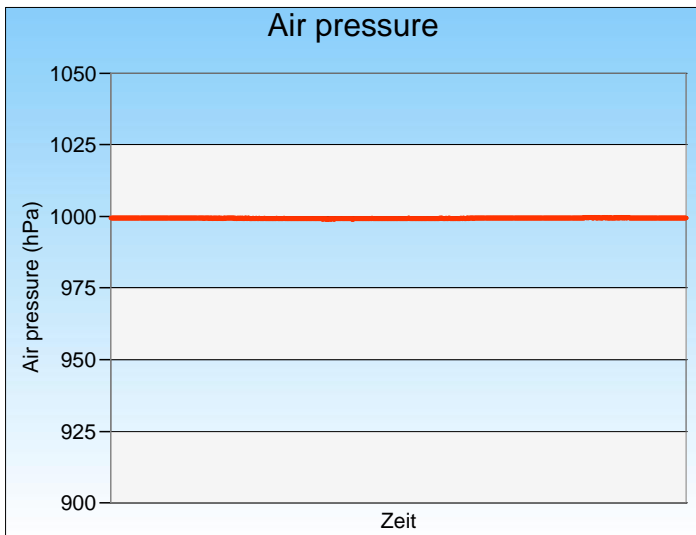
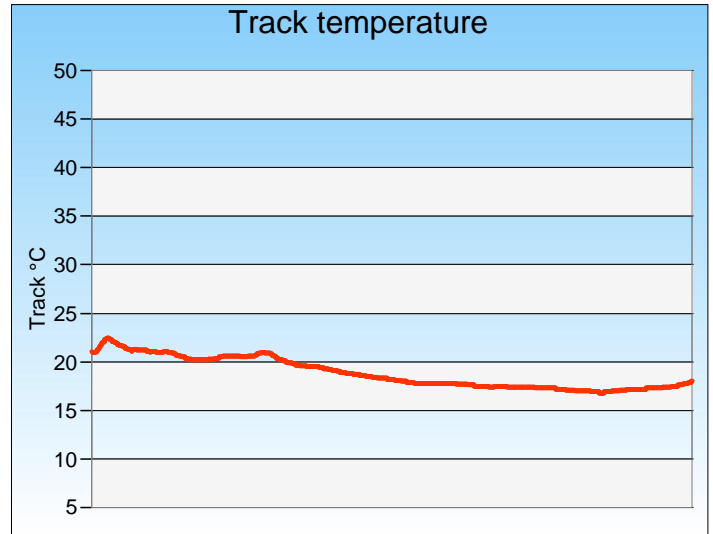
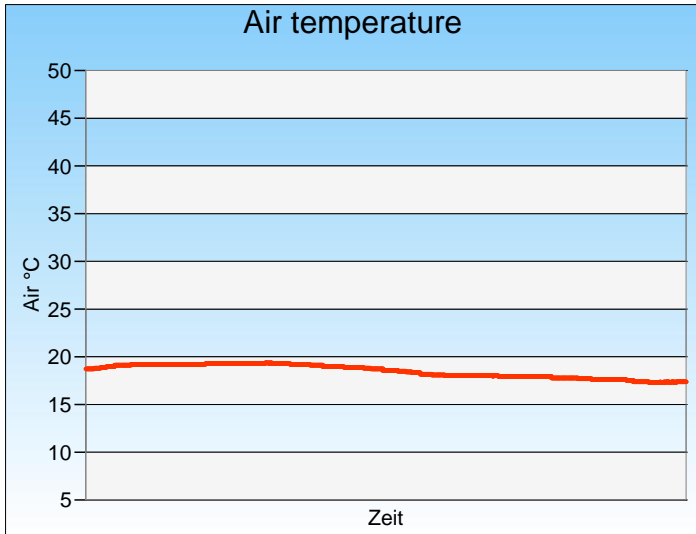
DTM Zandvoort
 Zandvoort, length 4307 m
 24. - 26.08.2012
 Supercar Challenge



Weather race 1

-Reg.No.: 0301.12.209

25.08.2012, 16:50:00 - 17:40:00



Weather: