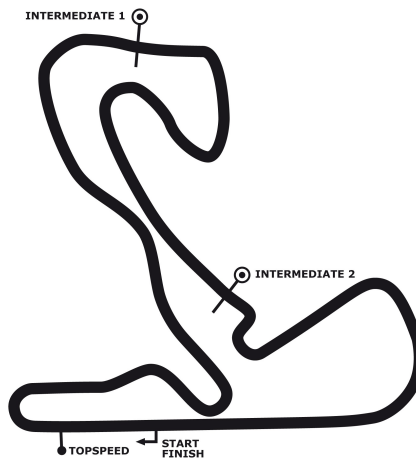


# DTM Zandvoort

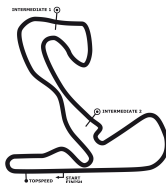
## qualifying



**Zandvoort 4307 m**

**24. - 26.08.2012**

**DTM Zandvoort**  
 Zandvoort, length 4307 m  
 24. - 26.08.2012  
 Supercar Challenge


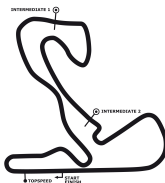


**Result qualifying, 24.08.2012**

-Reg.No.: 0301.12.209

POS.	No.	CL.	Entrant Driver, Place	Sponsor Make	Laps	Besttime	Gap	km/h fastest
1	128	Supe	Mad & Daring Racing <b>Alex van 't Hoff / NLD</b>	Corvette C6R GT1	8	<b>1:40.453</b>		154.353
2	127	Supe	Mad & Daring Racing <b>Danny Werkman / NLD</b> <b>Diederick Sijthoff / NLD</b>	Corvette C6R GT1	11	<b>1:40.728</b>	00.275	153.931
3	104	Supe	Speedtec Motorsport <b>Robert de Graaff / NLD</b> <b>Philippe Ribbens / NLD</b>	Viper SRT10 GT2	10	<b>1:41.263</b>	00.810	153.118
4	117	Supe	Team RaceArt <b>Nol Köhler / NLD</b> <b>Ardi van der Hoek / NLD</b>	Corvette C5R	9	<b>1:41.265</b>	00.812	153.115
5	173	Supe	BlueBerry Racing <b>Berry van Elk / NLD</b>	Mosler MT900R GT3	8	<b>1:41.609</b>	01.156	152.597
6	130	Supe	Veka Racing <b>Peter Versluis / NLD</b>	Ferrari F458 GT2	10	<b>1:41.681</b>	01.228	152.489
7	129	Supe	Veka Racing <b>Bert Longin / BEL</b> <b>Franz Lamot / BEL</b>	Ferrari F430 GT2	11	<b>1:41.928</b>	01.475	152.119
8	101	Supe	Mad & Daring Racing <b>Rick Abresch / NLD</b> <b>Diederick Sijthoff / NLD</b>	Corvette C6R GT1	11	<b>1:42.224</b>	01.771	151.679
9	132	Supe	Veka Racing <b>Jan Versluis / NLD</b>	Ferrari F430 GT2	11	<b>1:43.161</b>	02.708	150.301
10	115	Supe	Storm-Tag Point Racing <b>Jan Storm / NLD</b>	BMW Z4 GT3	11	<b>1:43.654</b>	03.201	149.586
11	140	Supe	MadrettoR Racing <b>Martin Lanting / NLD</b> <b>Bob Herber / NLD</b>	Ferrari F458 GT3	11	<b>1:43.750</b>	03.297	149.448
12	177	Supe	Team RaceArt <b>Milko Tas / NLD</b> <b>Roger Grouwels / NLD</b>	Mosler MT900R GT3	7	<b>1:45.174</b>	04.721	147.424
13	205	GT D	JR Motorsport <b>Henk Thuis / NLD</b> <b>Pim van Riet / NLD</b>	BMW M3 Silhouette	6	<b>1:45.481</b>	05.028	146.995
14	121	Supe	DVB Racing <b>Wim Lumbeeck / BEL</b> <b>Rob Kamphues / NLD</b>	Dodge Viper GTS-R GT1	10	<b>1:45.532</b>	05.079	146.924
15	214	GT D	Van Berlo Racing <b>Barry Maessen / NLD</b>	Viper SRT10 GT3	9	<b>1:45.713</b>	05.260	146.673
16	216	GTB	Team RaceArt <b>Erol Ertan / NLD</b>	Porsche 997 GT3 Cup	10	<b>1:47.038</b>	06.585	144.857
17	220	GT D	Delahaye Racing Team <b>Pierre Etienne Bordet / FRA</b>	Volvo S60 V8 Silhouette	10	<b>1:47.481</b>	07.028	144.260
18	208	GTB	Lammertink Racing <b>René Wijnen / NLD</b> <b>Charlie Frijns / NLD</b>	Porsche 997 GT3 Cup	10	<b>1:47.655</b>	07.202	144.027
19	203	GTB	Van Berlo Racing <b>Jacky van der Ende / NLD</b> <b>Nelson van der Pol / NLD</b>	Ford Mondeo MW V8	10	<b>1:47.997</b>	07.544	143.571
20	225	GT D	Algarve Pro Racing <b>Michael Munemann / GBR</b>	Renault Megane Silhouette	10	<b>1:48.310</b>	07.857	143.156
21	237	GTB	DDG Motorsport <b>Kees Kreijne / NLD</b>	Aston Martin Vantage	9	<b>1:48.431</b>	07.978	142.996

**DTM Zandvoort**  
 Zandvoort, length 4307 m  
 24. - 26.08.2012  
 Supercar Challenge



**Result qualifying, 24.08.2012**

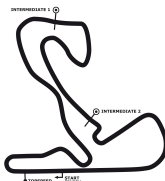
-Reg.No.: 0301.12.209

POS.	No.	CL.	Entrant Driver, Place	Sponsor Make	Laps	Besttime	Gap	km/h fastest
22	210	GTB	Van Herck Racing <b>Werner van Herck / BEL</b>	Mazda 3	7	<b>1:48.608</b>	08.155	142.763
23	226	GT D	Van der Kooi Lotus Racing <b>Jan van der Kooi / NLD</b>	Lotus Exige GT3	9	<b>1:48.653</b>	08.200	142.704
24	215	GTB	Team RaceArt <b>Steve Matthijssen / BEL</b>	Porsche 997 GT3 Cup	11	<b>1:49.155</b>	08.702	142.048
25	243	GTB	Lammertink Racing <b>Daan Meijer / NLD</b>	Porsche 997 GT3 Cup	9	<b>1:49.666</b>	09.213	141.386
26	236	GTB	DDG Motorsport <b>Wilfred Herder / NLD</b>	Aston Martin Vantage E85	10	<b>1:50.318</b>	09.865	140.550
27	233	GTB	V-Max Racing <b>Ronald van Loon / NLD</b>	BMW E46 M3	10	<b>1:54.157</b>	13.704	135.823
28	209	GTB	Topper Team <b>Dirk Schulz / DEU</b>	Porsche 997 GT3 Cup	10	<b>1:55.055</b>	14.602	134.763
29	240	GTB	Moritz Racing <b>Bert Moritz / NLD</b> <b>Patrick Moritz / NLD</b>	Marcos Mantis	10	<b>1:55.185</b>	14.732	134.611
	206	GT D	JR Motorsport <b>Steve Vanbellingen / BEL</b> <b>Bert Redant / BEL</b>	BMW M3 Silhouette	1	<b>00.000</b>		0.000

**Subject to final scrutineering !**

Issued:	Clerk of the Course:	Timekeeper:
---------	----------------------	-------------

**DTM Zandvoort**  
 Zandvoort, length 4307 m  
 24. - 26.08.2012  
 Supercar Challenge



**Lap by Lap qualifying, 24.08.2012**

-Reg.No.: 0301.12.209

<b>101 Rick Abresch , Corvette C6R GT1 Super GT Division / NLD</b>															
1	2:03.623	2	1:47.018	pit	2:00.810	4	2:56.599	5	1:44.304	6	1:43.761	7	1:42.523	8	<b>1:42.224</b>
9	1:42.972	10	1:56.949	pit	2:02.079										

<b>104 Robert de Graaff , Viper SRT10 GT2 Super GT Division / NLD</b>															
1	2:33.661	2	1:48.089	3	1:44.400	4	1:42.199	pit	1:53.846	6	4:10.171	7	<b>1:41.263</b>	8	1:44.356
9	1:43.768	10	1:47.175												

<b>115 Jan Storm , BMW Z4 GT3 Super GT Division / NLD</b>															
1	2:21.044	2	1:47.262	3	1:45.459	4	1:45.981	5	1:45.298	6	<b>1:43.654</b>	7	1:44.393	pit	2:03.101
9	2:35.061	10	1:49.101	11	1:46.070										

<b>117 Nol Köhler , Corvette C5R Super GT Division / NLD</b>															
1	3:57.775	2	1:44.259	3	1:41.346	4	1:42.405	5	1:42.684	6	<b>1:41.265</b>	pit	1:55.290	8	3:21.447
pit	1:59.950														

<b>121 Wim Lumbeek , Dodge Viper GTS-R GT1 Super GT Division / BEL</b>															
1	2:37.444	2	1:55.910	3	1:51.461	4	1:51.919	pit	2:01.362	6	3:27.606	7	1:46.586	8	<b>1:45.532</b>
9	1:45.911	pit	2:07.466												

<b>127 Danny Werkman , Corvette C6R GT1 Super GT Division / NLD</b>															
1	2:38.755	2	1:47.564	3	1:42.539	4	<b>1:40.728</b>	5	1:42.868	6	1:41.294	7	1:40.882	8	1:42.734
9	1:41.135	10	1:52.392	pit	2:09.790										

<b>128 Alex van 't Hoff , Corvette C6R GT1 Super GT Division / NLD</b>															
1	2:40.464	2	1:50.255	3	1:43.875	4	1:43.722	5	1:42.783	6	1:40.949	7	<b>1:40.453</b>	pit	1:56.588

<b>129 Bert Longin , Ferrari F430 GT2 Super GT Division / BEL</b>															
1	2:23.537	2	1:47.703	3	1:43.324	4	1:43.401	pit	1:55.133	6	2:47.051	7	1:42.487	8	<b>1:41.928</b>
9	1:43.702	10	1:43.461	11	1:44.339										

<b>130 Peter Versluis , Ferrari F458 GT2 Super GT Division / NLD</b>															
1	2:45.280	pit	1:55.817	3	2:36.956	4	1:42.420	5	1:41.928	6	1:41.946	pit	1:52.475	8	2:20.784
9	<b>1:41.681</b>	pit	1:54.217												


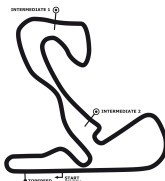
<b>132 Jan Versluis , Ferrari F430 GT2 Super GT Division / NLD</b>															
1	2:34.397	2	1:49.674	pit	1:55.444	4	3:10.803	5	1:46.707	6	1:43.754	7	1:45.443	8	1:43.381
9	<b>1:43.161</b>	10	1:49.404	11	1:43.400										

<b>140 Martin Lanting , Ferrari F458 GT3 Super GT Division / NLD</b>															
1	2:19.700	2	1:50.352	3	1:46.477	4	1:44.188	pit	1:53.319	6	3:15.053	7	<b>1:43.750</b>	8	1:43.793
9	1:43.782	10	1:48.943	pit	2:03.035										

<b>173 Berry van Elk , Mosler MT900R GT3 Super GT Division / NLD</b>															
1	2:42.363	2	1:55.373	3	1:50.439	pit	2:22.896	5	3:31.902	6	1:43.934	7	1:42.575	8	<b>1:41.609</b>

<b>177 Milko Tas , Mosler MT900R GT3 Super GT Division / NLD</b>															
1	3:05.107	2	2:04.027	3	1:51.861	4	1:47.260	5	1:45.215	6	<b>1:45.174</b>	pit	1:56.751		

**DTM Zandvoort**  
 Zandvoort, length 4307 m  
 24. - 26.08.2012  
 Supercar Challenge



**Lap by Lap qualifying, 24.08.2012**

-Reg.No.: 0301.12.209

<b>203 Jacky van der Ende , Ford Mondeo MW V8 GTB Division / NLD</b>															
1	2:50.687	2	1:53.137	3	1:49.662	4	1:49.499	5	1:48.696	6	1:48.762	7	1:48.024	8	<b>1:47.997</b>
9	1:48.206	10	1:51.526												

<b>205 Henk Thuis , BMW M3 Silhouette GT Division / NLD</b>															
1	2:44.410	2	1:56.541	3	1:49.115	4	1:47.117	5	<b>1:45.481</b>	pit	2:05.454				

<b>206 Steve Vanbellingen , BMW M3 Silhouette GT Division / BEL</b>															
pit	3:42.634														

<b>208 René Wijnen , Porsche 997 GT3 Cup GTB Division / NLD</b>															
1	2:29.467	2	2:04.925	3	1:52.650	4	1:51.869	pit	2:00.695	6	3:20.042	7	1:48.474	8	<b>1:47.655</b>
9	1:47.940	10	1:49.099												

<b>209 Dirk Schulz , Porsche 997 GT3 Cup GTB Division / DEU</b>															
1	2:25.532	2	2:02.950	3	1:59.934	4	2:02.669	5	1:55.110	6	1:56.349	7	2:03.753	8	1:56.157
9	<b>1:55.055</b>	10	1:55.261												

<b>210 Werner van Herck , Mazda 3 GTB Division / BEL</b>															
1	3:19.162	2	2:03.620	3	<b>1:48.608</b>	4	1:49.902	5	1:50.040	6	1:48.764	pit	2:11.964		

<b>214 Barry Maessen , Viper SRT10 GT3 GT Division / NLD</b>															
1	3:07.514	2	1:52.838	3	1:46.948	4	1:46.663	5	2:03.188	6	1:46.910	7	1:46.740	8	<b>1:45.713</b>
pit	2:22.839														

<b>215 Steve Matthijssen , Porsche 997 GT3 Cup GTB Division / BEL</b>															
1	2:38.901	2	2:00.017	3	1:54.422	4	1:55.067	5	1:51.633	6	1:50.574	7	1:50.690	8	1:49.940
9	<b>1:49.155</b>	10	1:49.998	11	1:54.104										


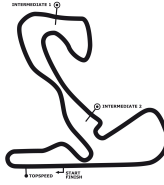
<b>216 Erol Ertan , Porsche 997 GT3 Cup GTB Division / NLD</b>															
1	2:25.214	2	1:54.977	3	1:49.517	4	1:47.809	pit	2:01.295	6	3:42.061	7	1:51.403	8	1:48.914
9	<b>1:47.038</b>	pit	2:07.327												

<b>220 Pierre Etienne Bordet , Volvo S60 V8 Silhouette GT Division / FRA</b>															
1	2:28.419	2	1:53.207	3	1:51.949	4	1:50.356	pit	2:04.373	6	3:30.146	7	<b>1:47.481</b>	8	1:47.735
9	1:48.070	pit	1:59.662												

<b>225 Michael Munemann , Renault Megane Silhouette GT Division / GBR</b>															
1	3:40.126	2	1:51.242	3	1:50.705	4	1:49.245	5	1:49.132	6	1:50.265	7	1:48.882	8	1:56.053
9	<b>1:48.310</b>	10	1:50.016												

<b>226 Jan van der Kooi , Lotus Exige GT3 GT Division / NLD</b>															
1	2:46.526	2	<b>1:48.653</b>	3	1:54.958	pit	1:57.536	5	4:45.400	6	1:52.196	7	1:51.316	8	1:51.364
9	1:52.449														

<b>233 Ronald van Loon , BMW E46 M3 GTB Division / NLD</b>															
1	3:11.954	2	1:59.422	3	<b>1:54.157</b>	4	1:55.267	5	2:03.470	6	1:55.190	7	2:01.366	8	1:55.468
9	1:59.876	10	2:09.780												



**Lap by Lap qualifying, 24.08.2012**

-Reg.No.: 0301.12.209



<b>236 Wilfred Herder , Aston Martin Vantage E85 GTB Division / NLD</b>															
1	4:50.534	2	<b>1:50.318</b>	3	1:52.013	4	1:53.737	5	1:57.611	6	1:53.057	7	1:50.403	8	1:52.324
9	1:51.485	10	1:52.943												

<b>237 Kees Kreijne , Aston Martin Vantage GTB Division / NLD</b>															
1	2:53.127	2	1:52.758	pit	2:00.730	4	3:52.384	5	<b>1:48.431</b>	6	1:50.756	7	1:55.104	8	1:48.690
pit	2:16.361														

<b>240 Bert Moritz , Marcos Mantis GTB Division / NLD</b>															
1	3:08.465	2	1:59.504	3	1:57.858	4	1:57.451	5	1:56.698	6	1:57.072	7	1:55.949	8	<b>1:55.185</b>
9	1:55.224	pit	2:12.632												

<b>243 Daan Meijer , Porsche 997 GT3 Cup GTB Division / NLD</b>															
1	2:20.923	2	1:53.704	3	1:51.720	4	1:50.891	pit	2:04.435	6	3:39.695	7	1:51.729	8	<b>1:49.666</b>
9	2:07.627														

**DTM Zandvoort**  
Zandvoort, length 4307 m  
24. - 26.08.2012  
Supercar Challenge



-Reg.No.: 0301.12.209

**Lap Analysis qualifying, 24.08.2012**

**101 Rick Abresch , Corvette C6R GT1 Super GT Division / NLD theoretical besttime: 1:42.131**

Lap	Time	S1	V1	S2	V2	S3	V3	Vmax	Lap	Time	S1	V1	S2	V2	S3	V3	Vmax
1	2:03.623		164	29.928	179	32.791	236		7	1:42.523	45.192	194	27.010	209	30.321	245	<b>233</b>
2	1:47.018	47.294	187	28.188	201	31.536	239	214	8	<b>1:42.224</b>	<b>45.118</b>	195	27.012	<b>215</b>	<b>30.094</b>	<b>247</b>	213
3	2:00.810	48.248	182	28.780	197			201	9	1:42.972	45.303	190	<b>26.919</b>	209	30.750	246	226
4	2:56.599	1:54.553	166	29.522	172	32.524	241		10	1:56.949	50.783	134	31.520	157	34.646	243	227
5	1:44.304	46.273	183	27.359	196	30.672	244	219	11	2:02.079	47.763	138	32.269	159			233
6	1:43.761	46.044	<b>196</b>	27.199	209	30.518	244	230									

**104 Robert de Graaff , Viper SRT10 GT2 Super GT Division / NLD theoretical besttime: 1:40.858**

Lap	Time	S1	V1	S2	V2	S3	V3	Vmax	Lap	Time	S1	V1	S2	V2	S3	V3	Vmax
1	2:33.661		138	30.681	168	33.482	236		6	4:10.171	3:13.776	192	<b>26.273</b>	205	30.122	247	
2	1:48.089	48.748	189	27.552	190	31.789	242	204	7	<b>1:41.263</b>	<b>44.513</b>	<b>200</b>	26.650	209	30.100	245	235
3	1:44.400	46.743	185	27.198	213	30.459	244	233	8	1:44.356	46.911	190	26.893	195	30.552	249	211
4	1:42.199	45.667	197	26.460	<b>216</b>	<b>30.072</b>	<b>249</b>	230	9	1:43.768	45.314	175	27.617	210	30.837	244	227
5	1:53.846	46.066	185	27.695	190			228	10	1:47.175	49.029	133	27.733	200	30.413	247	<b>245</b>

**115 Jan Storm , BMW Z4 GT3 Super GT Division / NLD theoretical besttime: 1:43.582**

Lap	Time	S1	V1	S2	V2	S3	V3	Vmax	Lap	Time	S1	V1	S2	V2	S3	V3	Vmax
1	2:21.044		144	31.810	161	34.827	222		7	1:44.393	46.344	181	27.195	<b>215</b>	<b>30.854</b>	<b>235</b>	232
2	1:47.262	47.763	185	28.178	212	31.321	233	225	8	2:03.101	49.946	170	29.596	161			<b>248</b>
3	1:45.459	46.845	<b>193</b>	27.362	212	31.252	231	237	9	2:35.061	1:33.813	184	28.416	190	32.832	223	
4	1:45.981	47.488	190	27.511	211	30.982	234	242	10	1:49.101	47.759	153	28.058	182	33.284	231	227
5	1:45.298	46.632	193	27.285	201	31.381	233	233	11	1:46.070	46.656	178	27.418	215	31.996	227	242
6	<b>1:43.654</b>	<b>45.561</b>	192	<b>27.167</b>	214	30.926	234	244									

**117 Nol Köhler , Corvette C5R Super GT Division / NLD theoretical besttime: 1:41.071**

Lap	Time	S1	V1	S2	V2	S3	V3	Vmax	Lap	Time	S1	V1	S2	V2	S3	V3	Vmax
1	3:57.775		172	29.321	166	31.557	237		6	<b>1:41.265</b>	<b>44.548</b>	<b>201</b>	26.678	<b>218</b>	30.039	<b>243</b>	248
2	1:44.259	45.437	192	26.550	203	32.272	228	223	7	1:55.290	47.732	173	27.798	200			230
3	1:41.346	44.756	198	<b>26.496</b>	215	30.094	242	237	8	3:21.447	2:22.007	190	27.435	190	32.005	238	
4	1:42.405	45.832	197	26.546	217	<b>30.027</b>	<b>242</b>	<b>250</b>	9	1:59.950	48.741	169	27.810	178			182
5	1:42.684	45.800	195	26.663	211	30.221	242	248									

**121 Wim Lumbeek , Dodge Viper GTS-R GT1 Super GT Division / BEL theoretical besttime: 1:45.382**

Lap	Time	S1	V1	S2	V2	S3	V3	Vmax	Lap	Time	S1	V1	S2	V2	S3	V3	Vmax
1	2:37.444		149	33.465	151	36.043	234		6	3:27.606	2:26.374	170	28.558	181	32.674	239	
2	1:55.910	52.167	166	30.171	172	33.572	235	189	7	1:46.586	47.219	180	<b>27.453</b>	185	31.914	239	210
3	1:51.461	50.054	175	28.637	185	32.770	236	189	8	<b>1:45.532</b>	<b>46.806</b>	<b>180</b>	<b>27.603</b>	<b>189</b>	<b>31.123</b>	<b>243</b>	210
4	1:51.919	49.807	167	29.080	172	33.032	235	190	9	1:45.911	46.868	<b>181</b>	27.481	184	31.562	239	211
5	2:01.362	50.133	177	28.952	172			189	10	2:07.466	51.552	157	30.287	142			<b>220</b>

**127 Danny Werkman , Corvette C6R GT1 Super GT Division / NLD theoretical besttime: 1:40.402**

Lap	Time	S1	V1	S2	V2	S3	V3	Vmax	Lap	Time	S1	V1	S2	V2	S3	V3	Vmax
1	2:38.755		152	31.278	164	34.166	234		7	1:40.882	<b>43.846</b>	200	26.862	220	30.174	249	<b>254</b>
2	1:47.564	49.070	189	27.393	212	31.101	246	199	8	1:42.734	45.187	186	27.164	208	30.383	247	250
3	1:42.539	45.197	186	26.981	<b>221</b>	30.361	246	244	9	1:41.135	44.089	201	26.792	221	30.254	248	249
4	<b>1:40.728</b>	44.172	<b>204</b>	<b>26.580</b>	216	<b>29.976</b>	<b>249</b>	241	10	1:52.392	51.293	167	28.722	161	32.377	247	234
5	1:42.868	44.935	190	26.957	203	30.976	246	245	11	2:09.790	51.384	135	33.197	141			252
6	1:41.294	43.870	198	26.605	206	30.819	248	250									

**128 Alex van 't Hoff , Corvette C6R GT1 Super GT Division / NLD theoretical besttime: 1:40.414**


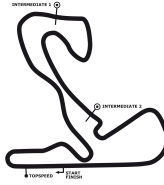
Lap	Time	S1	V1	S2	V2	S3	V3	Vmax	Lap	Time	S1	V1	S2	V2	S3	V3	Vmax
1	2:40.464		126	32.444	139	34.507	240		5	1:42.783	46.363	186	26.453	194	29.967	249	203
2	1:50.255	49.843	171	28.822	177	31.590	243	191	6	1:40.949	<b>44.392</b>	<b>190</b>	26.546	188	30.011	250	<b>234</b>
3	1:43.875	46.380	182	26.929	202	30.566	245	217	7	<b>1:40.453</b>	44.431	189	<b>26.335</b>	<b>214</b>	<b>29.687</b>	<b>251</b>	230
4	1:43.722	46.320	181	26.586	206	30.816	249	221	8	1:56.588	48.390	163	28.299	174			227

**129 Bert Longin , Ferrari F430 GT2 Super GT Division / BEL theoretical besttime: 1:41.882**

Lap	Time	S1	V1	S2	V2	S3	V3	Vmax	Lap	Time	S1	V1	S2	V2	S3	V3	Vmax
1	2:23.537		159	29.796	171	34.674	234		7	1:42.487	<b>44.914</b>	178	27.368	<b>221</b>	30.205	248	237
2	1:47.703	48.199	167	28.113	201	31.391	242	211	8	<b>1:41.928</b>	44.960	197	<b>26.791</b>	214	<b>30.177</b>	246	242
3	1:43.324	45.698	193	27.156	215	30.470	247	247	9	1:43.702	45.796	184	27.322	202	30.584	<b>249</b>	238

Timekeeping and Dataservice: wige Solutions gmbh, Meuspath, GER, www.wige.de

**DTM Zandvoort**  
 Zandvoort, length 4307 m  
 24. - 26.08.2012  
 Supercar Challenge


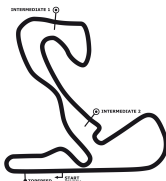


**Lap Analysis qualifying, 24.08.2012**

-Reg.No.: 0301.12.209

Lap	Time	S1	V1	S2	V2	S3	V3	Vmax	Lap	Time	S1	V1	S2	V2	S3	V3	Vmax
4	1:43.401	46.303	<b>198</b>	26.822	215	30.276	242	241	10	1:43.461	45.663	182	27.294	211	30.504	246	242
5	1:55.133	47.443	190	27.784	190			222	11	1:44.339	45.156	182	27.951	191	31.232	245	<b>248</b>
6	2:47.051	1:49.196	195	27.021	206	30.834	244										





**Lap Analysis qualifying, 24.08.2012**

-Reg.No.: 0301.12.209

**130 Peter Versluis , Ferrari F458 GT2 Super GT Division / NLD theoretical besttime: 1:41.393**

Lap	Time	S1	V1	S2	V2	S3	V3	Vmax	Lap	Time	S1	V1	S2	V2	S3	V3	Vmax
1	2:45.280		151	31.356	177	34.076	236		6	1:41.946	44.996	194	26.822	221	30.128	<b>244</b>	251
2	1:55.817	49.303	188	27.687	190			216	7	1:52.475	47.227	192	27.221	216			201
3	2:36.956	1:39.193	190	27.168	220	30.595	240		8	2:20.784	1:23.337	197	26.885	205	30.562	242	
4	1:42.420	45.027	197	<b>26.474</b>	217	30.919	235	248	9	<b>1:41.681</b>	<b>44.822</b>	<b>199</b>	26.762	<b>224</b>	<b>30.097</b>	240	<b>258</b>
5	1:41.928	45.055	197	26.623	223	30.250	240	249	10	1:54.217	47.455	180	27.557	192			252

**132 Jan Versluis , Ferrari F430 GT2 Super GT Division / NLD theoretical besttime: 1:42.459**

Lap	Time	S1	V1	S2	V2	S3	V3	Vmax	Lap	Time	S1	V1	S2	V2	S3	V3	Vmax
1	2:34.397		141	31.975	157	34.007	220		7	1:45.443	46.643	182	27.096	193	31.704	234	231
2	1:49.674	49.529	179	27.993	181	32.152	236	212	8	1:43.381	45.527	<b>184</b>	27.212	<b>208</b>	30.642	240	235
3	1:55.444	47.450	161	28.429	199			234	9	<b>1:43.161</b>	45.285	184	27.249	201	30.627	<b>241</b>	234
4	3:10.803	2:13.091	182	27.169	198	<b>30.543</b>	240		10	1:49.404	50.594	160	27.806	195	31.004	239	240
5	1:46.707	<b>44.955</b>	182	<b>26.961</b>	202	34.791	237	237	11	1:43.400	45.601	184	27.079	207	30.720	240	237
6	1:43.754	45.733	183	27.076	195	30.945	240	<b>240</b>									

**140 Martin Lanting , Ferrari F458 GT3 Super GT Division / NLD theoretical besttime: 1:43.303**

Lap	Time	S1	V1	S2	V2	S3	V3	Vmax	Lap	Time	S1	V1	S2	V2	S3	V3	Vmax
1	2:19.700		142	31.737	182	34.466	226		7	<b>1:43.750</b>	45.458	190	<b>27.180</b>	214	31.112	236	247
2	1:50.352	48.604	186	29.038	175	32.710	234	224	8	1:43.793	45.200	195	27.419	216	31.174	235	248
3	1:46.477	46.390	193	28.295	213	31.792	236	243	9	1:43.782	<b>45.164</b>	195	27.553	216	31.065	236	247
4	1:44.188	45.736	<b>196</b>	27.493	<b>216</b>	<b>30.959</b>	<b>237</b>	246	10	1:48.943	46.799	187	29.654	204	32.490	232	226
5	1:53.319	46.227	192	27.470	210			<b>248</b>	11	2:03.035	47.755	157	31.327	182			244
6	3:15.053	2:15.862	188	27.952	215	31.239	236										

**173 Berry van Elk , Mosler MT900R GT3 Super GT Division / NLD theoretical besttime: 1:41.584**

Lap	Time	S1	V1	S2	V2	S3	V3	Vmax	Lap	Time	S1	V1	S2	V2	S3	V3	Vmax
1	2:42.363		128	34.704	121	35.803	219		5	3:31.902	2:32.213	178	27.831	187	31.858	241	
2	1:55.373	52.872	160	29.496	187	33.005	240	185	6	1:43.934	45.939	185	27.165	207	30.830	243	223
3	1:50.439	48.273	176	27.871	182	34.295	232	202	7	1:42.575	45.513	<b>190</b>	<b>26.729</b>	<b>208</b>	<b>30.333</b>	247	225
4	2:22.896	1:03.339	128	33.002	155			211	8	<b>1:41.609</b>	<b>44.522</b>	189	26.736	204	30.351	<b>250</b>	<b>239</b>

**177 Milko Tas , Mosler MT900R GT3 Super GT Division / NLD theoretical besttime: 1:44.553**

Lap	Time	S1	V1	S2	V2	S3	V3	Vmax	Lap	Time	S1	V1	S2	V2	S3	V3	Vmax
1	3:05.107		110	39.468	108	41.367	156		5	1:45.215	46.731	<b>190</b>	27.594	<b>206</b>	<b>30.890</b>	<b>242</b>	223
2	2:04.027	58.184	163	30.689	142	35.154	235	167	6	<b>1:45.174</b>	46.296	186	<b>27.536</b>	198	31.342	241	236
3	1:51.861	51.185	164	28.427	182	32.249	238	199	7	1:56.751	<b>46.127</b>	188	29.320	178			<b>238</b>
4	1:47.260	46.430	186	28.482	166	32.348	241	228									

**203 Jacky van der Ende , Ford Mondeo MW V8 GTB Division / NLD theoretical besttime: 1:47.736**

Lap	Time	S1	V1	S2	V2	S3	V3	Vmax	Lap	Time	S1	V1	S2	V2	S3	V3	Vmax
1	2:50.687		145	31.635	163	34.514	217		6	1:48.762	47.987	180	28.556	196	32.219	221	215
2	1:53.137	49.698	167	29.456	177	33.983	218	208	7	1:48.024	47.626	179	<b>28.340</b>	200	<b>32.058</b>	222	219
3	1:49.662	48.525	175	28.764	194	32.373	<b>223</b>	206	8	<b>1:47.997</b>	<b>47.338</b>	<b>181</b>	28.354	198	32.305	220	225
4	1:49.499	48.298	178	28.665	197	32.536	219	219	9	1:48.206	47.547	181	28.383	<b>203</b>	32.276	223	222
5	1:48.696	47.797	178	28.451	197	32.448	219	214	10	1:51.526	48.162	168	30.085	166	33.279	222	<b>228</b>

**205 Henk Thuis , BMW M3 Silhouette GT Division / NLD theoretical besttime: 1:45.481**

Lap	Time	S1	V1	S2	V2	S3	V3	Vmax	Lap	Time	S1	V1	S2	V2	S3	V3	Vmax
1	2:44.410		141	36.520	129	40.181	208		4	1:47.117	47.418	187	27.822	<b>203</b>	31.877	<b>226</b>	219
2	1:56.541	53.903	163	29.445	196	33.193	222	178	5	<b>1:45.481</b>	<b>46.513</b>	<b>190</b>	<b>27.737</b>	202	<b>31.231</b>	225	225
3	1:49.115	48.234	178	28.231	202	32.650	222	226	6	2:05.454	46.609	189	31.558	136			<b>229</b>


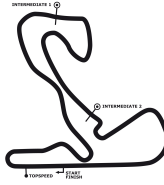
**206 Steve Vanbellingen , BMW M3 Silhouette GT Division / BEL theoretical besttime:**

Lap	Time	S1	V1	S2	V2	S3	V3	Vmax	Lap	Time	S1	V1	S2	V2	S3	V3	Vmax
1	3:42.634		<b>160</b>	<b>31.285</b>	<b>162</b>												

**208 René Wijnen , Porsche 997 GT3 Cup GTB Division / NLD theoretical besttime: 1:47.439**

Lap	Time	S1	V1	S2	V2	S3	V3	Vmax	Lap	Time	S1	V1	S2	V2	S3	V3	Vmax
1	2:29.467		142	31.789	163	35.168	224		6	3:20.042	2:15.164	146	32.083	177	32.795	229	
2	2:04.925	55.347	134	34.672	142	34.906	225	193	7	1:48.474	47.976	182	28.430	190	32.068	<b>230</b>	199


**DTM Zandvoort**  
 Zandvoort, length 4307 m  
 24. - 26.08.2012  
 Supercar Challenge



**Lap Analysis qualifying, 24.08.2012**

-Reg.No.: 0301.12.209

Lap	Time	S1	V1	S2	V2	S3	V3	Vmax	Lap	Time	S1	V1	S2	V2	S3	V3	Vmax
3	1:52.650	49.661	174	29.146	174	33.843	226	187	8	<b>1:47.655</b>	47.277	187	<b>28.390</b>	190	31.988	229	<b>218</b>
4	1:51.869	49.132	181	28.643	182	34.094	225	197	9	1:47.940	<b>47.253</b>	<b>188</b>	28.636	185	32.051	229	217
5	2:00.695	49.954	169	29.179	183			197	10	1:49.099	48.568	159	28.735	<b>198</b>	<b>31.796</b>	230	205



**Lap Analysis qualifying, 24.08.2012**

-Reg.No.: 0301.12.209

**209 Dirk Schulz , Porsche 997 GT3 Cup GTB Division / DEU theoretical besttime: 1:53.573**

Lap	Time	S1	V1	S2	V2	S3	V3	Vmax	Lap	Time	S1	V1	S2	V2	S3	V3	Vmax
1	2:25.532		144	35.146	138	38.796	199		6	1:56.349	<b>50.210</b>	<b>175</b>	<b>29.666</b>	187	36.473	217	203
2	2:02.950	55.674	165	32.107	181	35.169	222	166	7	2:03.753	58.083	168	31.141	192	34.529	224	190
3	1:59.934	52.584	163	31.038	179	36.312	218	191	8	1:56.157	50.510	174	30.691	<b>194</b>	34.956	<b>227</b>	199
4	2:02.669	56.141	165	31.702	182	34.826	225	186	9	<b>1:55.055</b>	50.912	174	30.446	191	<b>33.697</b>	226	203
5	1:55.110	50.747	173	29.914	193	34.449	224	202	10	1:55.261	51.519	172	30.034	189	33.708	224	<b>213</b>

**210 Werner van Herck , Mazda 3 GTB Division / BEL theoretical besttime: 1:48.261**

Lap	Time	S1	V1	S2	V2	S3	V3	Vmax	Lap	Time	S1	V1	S2	V2	S3	V3	Vmax
1	3:19.162		145	35.757	99	44.166	212		5	1:50.040	48.283	184	28.788	197	32.969	222	225
2	2:03.620	1:01.110	157	29.859	196	32.651	220	204	6	1:48.764	47.903	182	28.763	197	<b>32.098</b>	<b>223</b>	<b>231</b>
3	<b>1:48.608</b>	<b>47.895</b>	<b>184</b>	<b>28.268</b>	198	32.445	221	225	7	2:11.964	55.151	131	32.039	152			230
4	1:49.902	47.969	184	28.795	<b>199</b>	33.138	219	230									

**214 Barry Maessen , Viper SRT10 GT3 GT Division / NLD theoretical besttime: 1:45.713**

Lap	Time	S1	V1	S2	V2	S3	V3	Vmax	Lap	Time	S1	V1	S2	V2	S3	V3	Vmax
1	3:07.514		150	34.128	147	36.465	229		6	1:46.910	47.292	187	27.922	198	31.696	<b>240</b>	222
2	1:52.838	51.817	183	28.931	189	32.090	238	191	7	1:46.740	47.162	193	27.912	191	31.666	239	200
3	1:46.948	47.331	192	27.846	202	31.771	238	<b>227</b>	8	<b>1:45.713</b>	<b>46.685</b>	<b>194</b>	<b>27.771</b>	<b>208</b>	<b>31.257</b>	240	227
4	1:46.663	47.111	189	27.865	196	31.687	239	224	9	2:22.839	1:01.434	128	34.323	154			220
5	2:03.188	55.552	158	33.372	115	34.264	235	212									

**215 Steve Matthijssen , Porsche 997 GT3 Cup GTB Division / BEL theoretical besttime: 1:49.147**

Lap	Time	S1	V1	S2	V2	S3	V3	Vmax	Lap	Time	S1	V1	S2	V2	S3	V3	Vmax
1	2:38.901		125	32.659	154	35.523	214		7	1:50.690	48.704	175	28.912	182	33.074	223	208
2	2:00.017	53.044	167	29.865	169	37.108	219	173	8	1:49.940	48.490	179	28.761	190	32.689	<b>225</b>	<b>215</b>
3	1:54.422	50.173	169	30.003	182	34.246	222	200	9	<b>1:49.155</b>	<b>47.942</b>	<b>180</b>	<b>28.531</b>	194	32.682	225	214
4	1:55.067	51.423	154	30.111	187	33.533	222	208	10	1:49.998	48.467	174	28.857	<b>197</b>	<b>32.674</b>	224	208
5	1:51.633	49.275	171	29.243	185	33.115	222	210	11	1:54.104	49.190	168	30.510	153	34.404	208	213
6	1:50.574	48.862	177	28.873	191	32.839	222	202									

**216 Erol Ertan , Porsche 997 GT3 Cup GTB Division / NLD theoretical besttime: 1:47.038**

Lap	Time	S1	V1	S2	V2	S3	V3	Vmax	Lap	Time	S1	V1	S2	V2	S3	V3	Vmax
1	2:25.214		150	33.957	141	38.199	208		6	3:42.061	2:36.666	159	32.058	176	33.337	229	
2	1:54.977	52.037	170	29.676	181	33.264	230	184	7	1:51.403	48.691	161	29.818	199	32.894	230	219
3	1:49.517	48.326	177	28.775	195	32.416	<b>234</b>	219	8	1:48.914	48.234	181	28.592	200	32.088	232	209
4	1:47.809	47.485	<b>185</b>	28.250	197	32.074	233	221	9	<b>1:47.038</b>	<b>47.063</b>	184	<b>28.177</b>	199	<b>31.798</b>	232	<b>228</b>
5	2:01.295	51.787	175	28.743	<b>200</b>			186	10	2:07.327	48.735	145	32.332	178			220

**220 Pierre Etienne Bordet , Volvo S60 V8 Silhouette GT Division / FRA theoretical besttime: 1:46.621**

Lap	Time	S1	V1	S2	V2	S3	V3	Vmax	Lap	Time	S1	V1	S2	V2	S3	V3	Vmax
1	2:28.419		155	31.528	184	34.775	234		6	3:30.146	2:28.112	172	29.391	202	32.643	234	
2	1:53.207	51.515	179	29.124	191	32.568	236	214	7	<b>1:47.481</b>	47.818	179	27.875	<b>210</b>	31.788	<b>238</b>	239
3	1:51.949	49.302	180	29.992	195	32.655	236	214	8	1:47.735	48.221	180	<b>27.782</b>	201	<b>31.732</b>	238	216
4	1:50.356	49.299	175	28.681	196	32.376	236	227	9	1:48.070	<b>47.107</b>	<b>186</b>	27.986	202	32.977	235	<b>243</b>
5	2:04.373	50.837	163	29.802	198			224	10	1:59.662	49.457	118	28.870	200			218

**225 Michael Munemann , Renault Megane Silhouette GT Division / GBR theoretical besttime: 1:48.120**


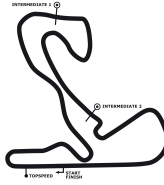
Lap	Time	S1	V1	S2	V2	S3	V3	Vmax	Lap	Time	S1	V1	S2	V2	S3	V3	Vmax
1	3:40.126		162	30.073	176	34.227	219		6	1:50.265	48.659	178	29.148	192	32.458	224	203
2	1:51.242	49.272	165	28.796	190	33.174	220	216	7	1:48.882	<b>47.933</b>	168	28.680	183	32.269	225	220
3	1:50.705	48.660	183	29.432	195	32.613	224	224	8	1:56.053	48.835	131	34.062	165	33.156	223	228
4	1:49.245	48.497	182	28.294	<b>202</b>	32.454	<b>227</b>	228	9	<b>1:48.310</b>	48.123	<b>188</b>	<b>28.087</b>	201	<b>32.100</b>	224	223
5	1:49.132	48.434	182	28.361	190	32.337	226	224	10	1:50.016	48.783	166	28.698	200	32.535	205	<b>232</b>

**226 Jan van der Kooi , Lotus Exige GT3 GT Division / NLD theoretical besttime: 1:47.786**

Lap	Time	S1	V1	S2	V2	S3	V3	Vmax	Lap	Time	S1	V1	S2	V2	S3	V3	Vmax
1	2:46.526		159	30.249	185	32.892	236		6	1:52.196	49.999	164	29.119	190	33.078	231	204
2	<b>1:48.653</b>	48.394	<b>180</b>	27.949	<b>191</b>	<b>32.310</b>	239	206	7	1:51.316	49.669	173	28.784	184	32.863	230	213
3	1:54.958	52.422	172	28.394	162	34.142	<b>240</b>	196	8	1:51.364	49.466	174	29.092	190	32.806	229	190
4	1:57.536	<b>47.757</b>	176	<b>27.719</b>	167			<b>218</b>	9	1:52.449	50.046	157	29.590	187	32.813	232	213
5	4:45.400	3:41.727	165	29.818	186	33.855	233										


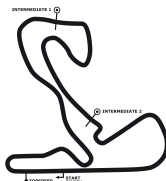
Timekeeping and Dataservice: \_wige Solutions gmbh, Meuspath, GER, www.wige.de

**DTM Zandvoort**  
Zandvoort, length 4307 m  
24. - 26.08.2012  
Supercar Challenge



**Lap Analysis qualifying, 24.08.2012**

-Reg.No.: 0301.12.209



**Lap Analysis qualifying, 24.08.2012**

-Reg.No.: 0301.12.209

**233 Ronald van Loon , BMW E46 M3 GTB Division / NLD theoretical besttime: 1:54.128**

Lap	Time	S1	V1	S2	V2	S3	V3	Vmax	Lap	Time	S1	V1	S2	V2	S3	V3	Vmax
1	3:11.954		154	34.611	137	36.875	209		6	1:55.190	50.826	166	30.170	192	<b>34.194</b>	<b>215</b>	<b>227</b>
2	1:59.422	52.757	165	30.703	183	35.962	214	219	7	2:01.366	56.581	165	30.090	<b>193</b>	34.695	211	225
3	<b>1:54.157</b>	<b>50.375</b>	<b>170</b>	<b>29.559</b>	184	34.223	211	226	8	1:55.468	50.831	170	29.982	192	34.655	214	225
4	1:55.267	51.029	168	29.845	192	34.393	213	223	9	1:59.876	53.223	165	30.162	193	36.491	208	217
5	2:03.470	57.071	162	30.975	150	35.424	213	219	10	2:09.780	53.973	142	36.861	128	38.946	202	223

**236 Wilfred Herder , Aston Martin Vantage E85 GTB Division / NLD theoretical besttime: 1:49.801**

Lap	Time	S1	V1	S2	V2	S3	V3	Vmax	Lap	Time	S1	V1	S2	V2	S3	V3	Vmax
1	4:50.534		169	29.659	189	32.965	221		6	1:53.057	50.652	169	29.441	188	32.964	219	181
2	<b>1:50.318</b>	48.820	<b>180</b>	<b>28.820</b>	177	32.678	<b>222</b>	203	7	1:50.403	<b>48.368</b>	178	29.304	<b>191</b>	32.731	216	202
3	1:52.013	50.204	168	29.196	180	<b>32.613</b>	222	<b>214</b>	8	1:52.324	49.755	167	29.698	190	32.871	218	197
4	1:53.737	49.216	160	30.104	183	34.417	216	199	9	1:51.485	49.416	174	29.206	189	32.863	210	208
5	1:57.611	53.201	165	29.792	174	34.618	219	202	10	1:52.943	50.129	167	29.670	183	33.144	207	210

**237 Kees Kreijne , Aston Martin Vantage GTB Division / NLD theoretical besttime: 1:48.353**

Lap	Time	S1	V1	S2	V2	S3	V3	Vmax	Lap	Time	S1	V1	S2	V2	S3	V3	Vmax
1	2:53.127		113	32.723	161	35.746	214		6	1:50.756	49.701	<b>183</b>	28.477	193	32.578	220	224
2	1:52.758	49.705	177	29.050	184	34.003	214	214	7	1:55.104	49.497	174	30.758	142	34.849	219	228
3	2:00.730	49.627	178	29.333	183			221	8	1:48.690	47.830	178	28.481	191	32.379	219	225
4	3:52.384	2:51.282	178	<b>28.432</b>	185	32.670	<b>222</b>		9	2:16.361	59.413	131	32.121	164			<b>229</b>
5	<b>1:48.431</b>	<b>47.786</b>	181	28.510	<b>199</b>	<b>32.135</b>	218	226									


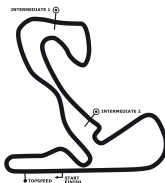
**240 Bert Moritz , Marcos Mantis GTB Division / NLD theoretical besttime: 1:54.904**

Lap	Time	S1	V1	S2	V2	S3	V3	Vmax	Lap	Time	S1	V1	S2	V2	S3	V3	Vmax
1	3:08.465		145	34.087	139	36.926	214		6	1:57.072	52.352	157	30.180	169	34.540	219	182
2	1:59.504	53.677	158	31.008	152	34.819	218	174	7	1:55.949	51.411	160	29.942	169	34.596	219	185
3	1:57.858	52.168	154	30.721	169	34.969	217	186	8	<b>1:55.185</b>	51.323	160	29.935	171	<b>33.927</b>	219	187
4	1:57.451	51.787	152	30.236	<b>172</b>	35.428	<b>219</b>	<b>201</b>	9	1:55.224	<b>51.097</b>	158	<b>29.880</b>	164	34.247	216	178
5	1:56.698	51.969	<b>160</b>	30.075	159	34.654	214	191	10	2:12.632	53.491	146	32.812	153			174

**243 Daan Meijer , Porsche 997 GT3 Cup GTB Division / NLD theoretical besttime: 1:49.302**

Lap	Time	S1	V1	S2	V2	S3	V3	Vmax	Lap	Time	S1	V1	S2	V2	S3	V3	Vmax
1	2:20.923		145	33.552	180	35.045	222		6	3:39.695	2:35.224	168	30.993	174	33.478	226	
2	1:53.704	50.751	157	29.835	196	33.118	225	209	7	1:51.729	<b>48.532</b>	174	29.846	194	33.351	<b>229</b>	218
3	1:51.720	49.270	<b>183</b>	28.999	202	33.451	226	218	8	<b>1:49.666</b>	48.896	183	<b>28.421</b>	<b>203</b>	<b>32.349</b>	227	214
4	1:50.891	49.133	176	29.039	191	32.719	227	214	9	2:07.627	50.552	135	33.523	156			<b>230</b>
5	2:04.435	50.057	159	31.709	198			224									

**DTM Zandvoort**  
 Zandvoort, length 4307 m  
 24. - 26.08.2012  
 Supercar Challenge


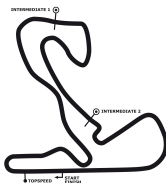


**Topspeed qualifying, 24.08.2012**

-Reg.No.: 0301.12.209


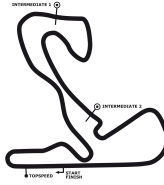
Car No.	Driver	Make	Speed km/h
130	Peter Versluis	Ferrari F458 GT2	258
127	Danny Werkman	Corvette C6R GT1	254
117	Nol Köhler	Corvette C5R	250
115	Jan Storm	BMW Z4 GT3	248
140	Martin Lanting	Ferrari F458 GT3	248
129	Bert Longin	Ferrari F430 GT2	248
104	Robert de Graaff	Viper SRT10 GT2	245
220	Pierre Etienne Bordet	Volvo S60 V8 Silhouette	243
132	Jan Versluis	Ferrari F430 GT2	240
173	Berry van Elk	Mosler MT900R GT3	239
177	Milko Tas	Mosler MT900R GT3	238
128	Alex van 't Hoff	Corvette C6R GT1	234
101	Rick Abresch	Corvette C6R GT1	233
225	Michael Munemann	Renault Megane Silhouette	232
210	Werner van Herck	Mazda 3	231
243	Daan Meijer	Porsche 997 GT3 Cup	230
237	Kees Kreijne	Aston Martin Vantage	229
205	Henk Thuis	BMW M3 Silhouette	229
216	Erol Ertan	Porsche 997 GT3 Cup	228
203	Jacky van der Ende	Ford Mondeo MW V8	228
214	Barry Maessen	Viper SRT10 GT3	227
233	Ronald van Loon	BMW E46 M3	227
121	Wim Lumbeeck	Dodge Viper GTS-R GT1	220
208	René Wijnen	Porsche 997 GT3 Cup	218
226	Jan van der Kooi	Lotus Exige GT3	218
215	Steve Matthijssen	Porsche 997 GT3 Cup	215
236	Wilfred Herder	Aston Martin Vantage E85	214
209	Dirk Schulz	Porsche 997 GT3 Cup	213
240	Bert Moritz	Marcos Mantis	201
206	Steve Vanbellingen	BMW M3 Silhouette	----

**DTM Zandvoort**  
**Zandvoort, length 4307 m**  
**24. - 26.08.2012**  
**Supercar Challenge**



**Best Sector Times qualifying**


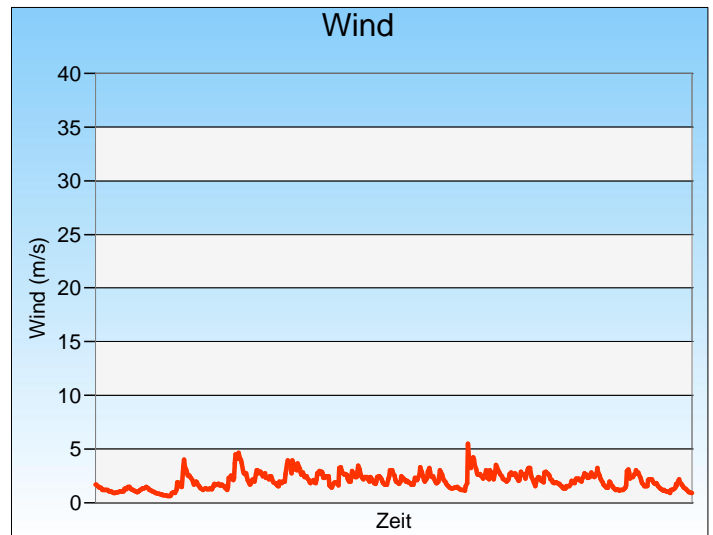
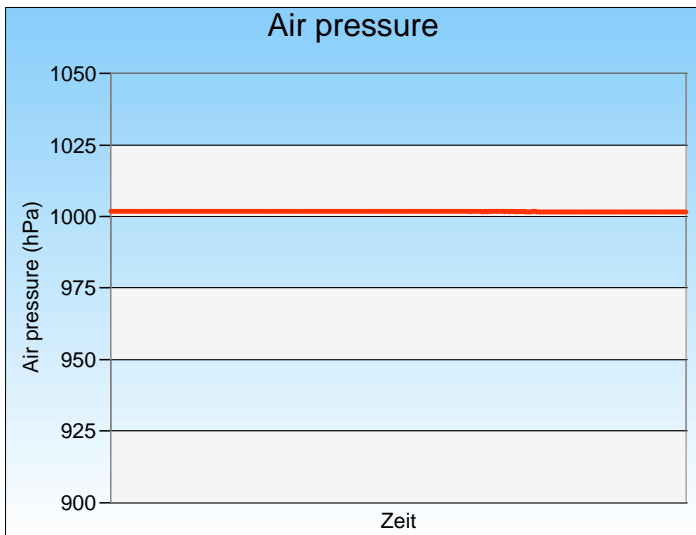
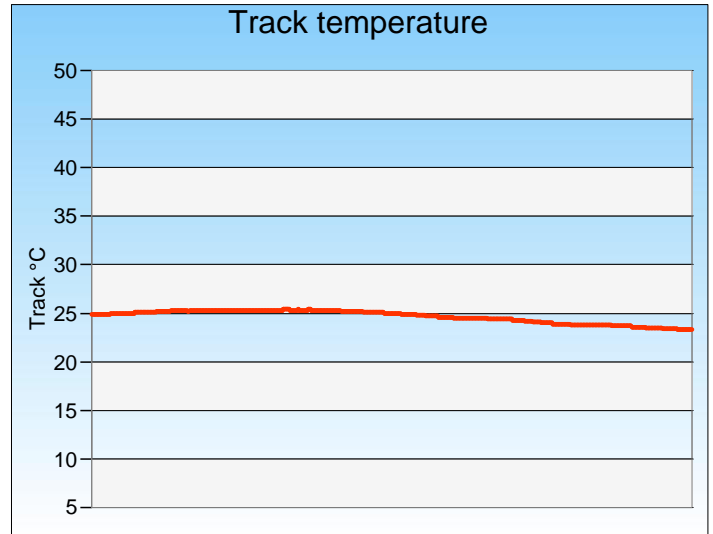
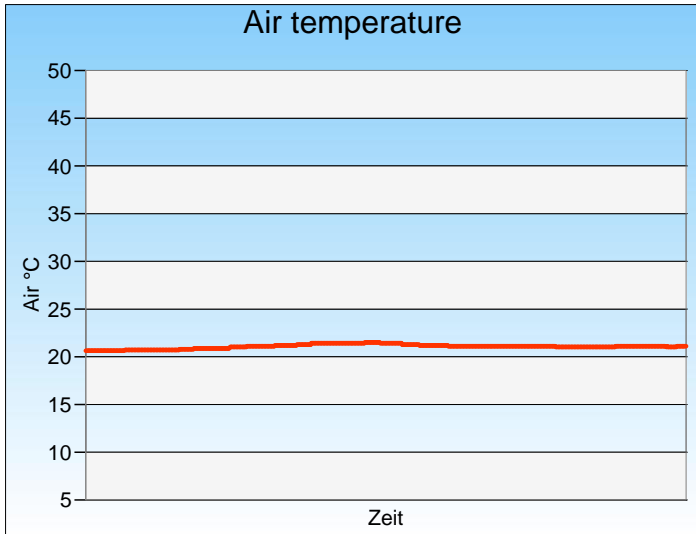
Pos.	sector 1		sector 2		sector 3		theoretical and best lap time							
	No	Driver	Time	No	Driver	Time	No	Driver	theoretical	Best	Pos			
1	127	Werkman-Sijthoff	43.846	104	de Graaff-Ribbens	26.273	128	van 't Hoff A.	29.687	127	Werkman-Sijthoff	1:40.402	1:40.728	2
2	128	van 't Hoff A.	44.392	128	van 't Hoff A.	26.335	127	Werkman-Sijthoff	29.976	128	van 't Hoff A.	1:40.414	1:40.453	1
3	104	de Graaff-Ribbens	44.513	130	Versluis P.	26.474	117	Köhler-van der Hoek	30.027	104	de Graaff-Ribbens	1:40.858	1:41.263	3
4	173	van Elk B.	44.522	117	Köhler-van der Hoek	26.496	104	de Graaff-Ribbens	30.072	117	Köhler-van der Hoek	1:41.071	1:41.265	4
5	117	Köhler-van der Hoek	44.548	127	Werkman-Sijthoff	26.580	101	Abresch-Sijthoff	30.094	130	Versluis P.	1:41.393	1:41.681	6
6	130	Versluis P.	44.822	173	van Elk B.	26.729	130	Versluis P.	30.097	173	van Elk B.	1:41.584	1:41.609	5
7	129	Longin-Lamot	44.914	129	Longin-Lamot	26.791	129	Longin-Lamot	30.177	129	Longin-Lamot	1:41.882	1:41.928	7
8	132	Versluis J.	44.955	101	Abresch-Sijthoff	26.919	173	van Elk B.	30.333	101	Abresch-Sijthoff	1:42.131	1:42.224	8
9	101	Abresch-Sijthoff	45.118	132	Versluis J.	26.961	132	Versluis J.	30.543	132	Versluis J.	1:42.459	1:43.161	9
10	140	Lanting-Herber	45.164	115	Storm J.	27.167	115	Storm J.	30.854	140	Lanting-Herber	1:43.303	1:43.750	11
11	115	Storm J.	45.561	140	Lanting-Herber	27.180	177	Tas-Grouwels	30.890	115	Storm J.	1:43.582	1:43.654	10
12	177	Tas-Grouwels	46.127	121	Lumbeeck-Kamphue	27.453	140	Lanting-Herber	30.959	177	Tas-Grouwels	1:44.553	1:45.174	12
13	205	Thuis-van Riet	46.513	177	Tas-Grouwels	27.536	121	Lumbeeck-Kamphue	31.123	121	Lumbeeck-Kamphue	1:45.382	1:45.532	14
14	214	Maessen B.	46.685	226	van der Kooi J.	27.719	205	Thuis-van Riet	31.231	205	Thuis-van Riet	1:45.481	1:45.481	13
15	121	Lumbeeck-Kamphue	46.806	205	Thuis-van Riet	27.737	214	Maessen B.	31.257	214	Maessen B.	1:45.713	1:45.713	15
16	216	Ertan E.	47.063	214	Maessen B.	27.771	220	Bordet P.	31.732	220	Bordet P.	1:46.621	1:47.481	17
17	220	Bordet P.	47.107	220	Bordet P.	27.782	208	Wijnen-Frijns	31.796	216	Ertan E.	1:47.038	1:47.038	16
18	208	Wijnen-Frijns	47.253	225	Munemann M.	28.087	216	Ertan E.	31.798	208	Wijnen-Frijns	1:47.439	1:47.655	18
19	203	van der Ende-van de	47.338	216	Ertan E.	28.177	203	van der Ende-van de	32.058	203	van der Ende-van de	1:47.736	1:47.997	19
20	226	van der Kooi J.	47.757	210	van Herck W.	28.268	210	van Herck W.	32.098	226	van der Kooi J.	1:47.786	1:48.653	23
21	237	Kreijne K.	47.786	203	van der Ende-van de	28.340	225	Munemann M.	32.100	225	Munemann M.	1:48.120	1:48.310	20
22	210	van Herck W.	47.895	208	Wijnen-Frijns	28.390	237	Kreijne K.	32.135	210	van Herck W.	1:48.261	1:48.608	22
23	225	Munemann M.	47.933	243	Meijer D.	28.421	226	van der Kooi J.	32.310	237	Kreijne K.	1:48.353	1:48.431	21
24	215	Matthijssen S.	47.942	237	Kreijne K.	28.432	243	Meijer D.	32.349	215	Matthijssen S.	1:49.147	1:49.155	24
25	236	Herder W.	48.368	215	Matthijssen S.	28.531	236	Herder W.	32.613	243	Meijer D.	1:49.302	1:49.666	25
26	243	Meijer D.	48.532	236	Herder W.	28.820	215	Matthijssen S.	32.674	236	Herder W.	1:49.801	1:50.318	26
27	209	Schulz D.	50.210	233	van Loon R.	29.559	209	Schulz D.	33.697	209	Schulz D.	1:53.573	1:55.055	28
28	233	van Loon R.	50.375	209	Schulz D.	29.666	240	Moritz-Moritz	33.927	233	van Loon R.	1:54.128	1:54.157	27
29	240	Moritz-Moritz	51.097	240	Moritz-Moritz	29.880	233	van Loon R.	34.194	240	Moritz-Moritz	1:54.904	1:55.185	29
30	206	Vanbellingen-Redant	00.000	206	Vanbellingen-Redant	31.285	206	Vanbellingen-Redant	00.000	206	Vanbellingen-Redant	00.000	00.000	0



**Weather qualifying**

-Reg.No.: 0301.12.209

24.08.2012, 18:35:00 - 18:55:00



Weather:

sunny

