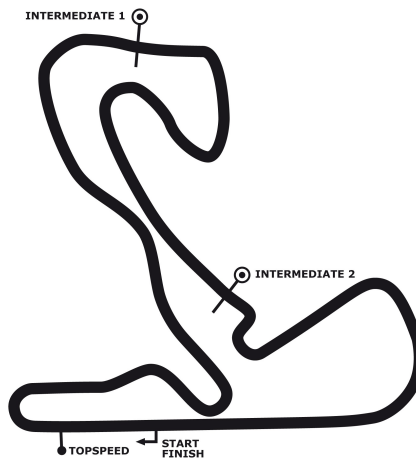


DTM Zandvoort


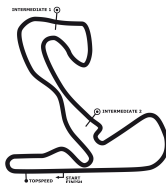
free practice



Zandvoort 4307 m

24. - 26.08.2012

DTM Zandvoort
 Zandvoort, length 4307 m
 24. - 26.08.2012
 Supercar Challenge


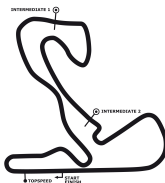


Result free practice, 24.08.2012

-Reg.No.: 0301.12.209

POS.	No.	CL.	Entrant Driver, Place	Sponsor Make	Laps	Besttime	Gap	km/h fastest
1	132	Supe	Veka Racing Jan Versluis / NLD	Ferrari F430 GT2	16	1:43.219		150.217
2	130	Supe	Veka Racing Peter Versluis / NLD	Ferrari F458 GT2	13	1:43.654	00.435	149.586
3	173	Supe	BlueBerry Racing Berry van Elk / NLD	Praga R4S	12	1:44.059	00.840	149.004
4	104	Supe	Speedtec Motorsport Robert de Graaff / NLD Philippe Ribbens / NLD	Viper SRT10 GT2	16	1:44.330	01.111	148.617
5	128	Supe	Mad & Daring Racing Alex van 't Hoff / NLD	Corvette C6R GT1	16	1:44.330	01.111	148.617
6	140	Supe	MadrettoR Racing Martin Lanting / NLD Bob Herber / NLD	Ferrari F458 GT3	16	1:45.072	01.853	147.567
7	127	Supe	Mad & Daring Racing Danny Werkman / NLD	Corvette C6 GT3	14	1:45.145	01.926	147.465
8	177	Supe	Team RaceArt Milko Tas / NLD Niels Bouwhuis / NLD	Mosler MT900R GT3	10	1:45.422	02.203	147.077
9	115	Supe	Storm-Tag Point Racing Jan Storm / NLD	BMW Z4 GT3	16	1:45.444	02.225	147.047
10	101	Supe	Mad & Daring Racing Rick Abresch / NLD Diederick Sijthoff / NLD	Corvette C6R GT1	11	1:45.731	02.512	146.648
11	117	Supe	Team RaceArt Nol Köhler / NLD Ardi van der Hoek / NLD	Corvette C5R	14	1:46.058	02.839	146.195
12	129	Supe	Veka Racing Bert Longin / BEL Franz Lamot / BEL	Ferrari F430 GT2	15	1:47.062	03.843	144.824
13	220	GT D	Delahaye Racing Team Pierre Etienne Bordet / FRA	Volvo S60 V8 Silhouette	12	1:47.096	03.877	144.779
14	205	GTB	JR Motorsport Henk Thuis / NLD Pim van Riet / NLD	BMW M3 Silhouette	15	1:47.818	04.599	143.809
15	214	GT D	Van Berlo Racing Barry Maessen / NLD	Viper SRT10 GT3	11	1:48.504	05.285	142.900
16	208	GTB	Lammertink Racing René Wijnen / NLD Charlie Frijns / NLD	Porsche 997 GT3 Cup	16	1:49.316	06.097	141.838
17	225	GT D	Algarve Pro Racing Michael Munemann / GBR	Renault Megane Silhouette	15	1:49.673	06.454	141.377
18	203	GTB	Van Berlo Racing Jacky van der Ende / NLD Nelson van der Pol / NLD	Ford Mondeo MW V8	14	1:49.703	06.484	141.338
19	210	GTB	Van Herck Racing Werner van Herck / BEL	Mazda 3	14	1:49.969	06.750	140.996
20	121	Supe	DVB Racing Wim Lumbeeck / BEL Rob Kamphues / NLD	Dodge Viper GTS-R GT1	9	1:50.077	06.858	140.858
21	243	GTB	Lammertink Racing Daan Meijer / NLD	Porsche 997 GT3 Cup	14	1:50.378	07.159	140.474
22	216	GTB	Team RaceArt Erol Ertan / NLD	Porsche 997 GT3 Cup	14	1:50.664	07.445	140.111

DTM Zandvoort
 Zandvoort, length 4307 m
 24. - 26.08.2012
 Supercar Challenge




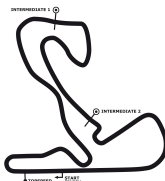
Result free practice, 24.08.2012

-Reg.No.: 0301.12.209

POS.	No.	CL.	Entrant Driver, Place	Sponsor Make	Laps	Besttime	Gap	km/h fastest
23	237	GTB	DDG Motorsport Kees Kreijne / NLD	Aston Martin Vantage	15	1:51.031	07.812	139.647
24	215	GTB	Team RaceArt Steve Matthijssen / BEL	Porsche 997 GT3 Cup	15	1:52.488	09.269	137.839
25	206	GTB	JR Motorsport Steve Vanbellingen / BEL Bert Redant / BEL	BMW M3 Silhouette	15	1:52.677	09.458	137.607
26	236	GTB	DDG Motorsport Wilfred Herder / NLD	Aston Martin Vantage E85	14	1:53.228	10.009	136.938
27	226	GT D	Van der Kooi Lotus Racing Jan van der Kooi / NLD	Lotus Exige GT3	11	1:53.929	10.710	136.095
28	209	GTB	Topper Team Dirk Schulz / DEU	Porsche 997 GT3 Cup	15	1:54.704	11.485	135.176
29	233	GTB	V-Max Racing Ronald van Loon / NLD	BMW E46 M3	13	1:56.321	13.102	133.297
30	240	GTB	Moritz Racing Bert Moritz / NLD Patrick Moritz / NLD	Marcos Mantis	12	1:56.531	13.312	133.056

Subject to final scrutineering !

Issued:	Clerk of the Course:	Timekeeper:
---------	----------------------	-------------



Lap by Lap free practice, 24.08.2012

-Reg.No.: 0301.12.209

101 Rick Abresch , Corvette C6R GT1 Super GT Division / NLD															
1	2:32.690	2	1:55.305	3	1:48.947	4	1:47.199	pit	2:01.253	6	5:45.397	7	1:47.974	8	1:45.731
pit	1:56.016	10	8:18.835	11	1:46.359										

104 Robert de Graaff , Viper SRT10 GT2 Super GT Division / NLD															
1	2:23.146	2	1:55.540	3	1:48.236	4	1:45.490	5	1:44.782	6	1:46.496	7	1:45.879	8	1:44.330
pit	1:54.731	10	3:44.834	11	1:49.362	12	1:50.523	13	1:46.917	14	1:46.583	15	1:46.069	16	1:45.619

115 Jan Storm , BMW Z4 GT3 Super GT Division / NLD															
1	2:32.219	2	1:56.820	3	1:49.706	4	1:46.081	5	1:48.589	6	1:45.780	7	1:45.887	pit	1:56.361
9	4:06.634	10	1:45.444	11	1:47.190	12	1:48.149	13	1:47.286	14	1:46.508	15	1:46.508	pit	2:07.372

117 Nol Köhler , Corvette C5R Super GT Division / NLD															
1	3:09.150	2	1:52.082	3	1:46.310	pit	1:53.182	5	3:25.563	6	1:46.058	pit	1:52.907	8	4:42.451
9	1:55.045	10	1:51.546	11	1:47.483	12	1:46.626	13	1:49.987	14	1:48.127				

121 Wim Lumbeek , Dodge Viper GTS-R GT1 Super GT Division / BEL															
1	2:31.208	2	2:01.028	3	1:52.780	4	1:50.077	5	1:53.134	6	1:50.843	7	1:53.191	pit	2:02.484
9	3:56.878														

127 Danny Werkman , Corvette C6 GT3 Super GT Division / NLD															
1	3:11.982	2	1:54.733	3	1:49.846	4	1:47.187	5	1:45.616	6	1:45.386	pit	2:02.866	8	3:42.086
9	1:46.043	10	1:48.424	pit	2:01.646	12	2:59.964	13	1:45.145	14	1:46.778				

128 Alex van 't Hoff , Corvette C6R GT1 Super GT Division / NLD															
1	2:54.715	2	1:56.889	3	1:49.029	4	1:45.978	5	1:47.063	6	1:45.581	pit	1:55.129	8	3:28.867
9	1:44.976	10	1:44.854	11	1:50.692	12	1:47.218	13	1:45.494	14	1:44.330	15	1:45.968	16	1:45.349


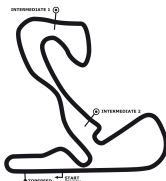
129 Bert Longin , Ferrari F430 GT2 Super GT Division / BEL															
1	2:37.339	2	2:00.565	3	1:53.291	4	1:51.965	5	1:53.131	6	1:52.867	7	1:48.647	8	1:49.429
pit	2:01.191	10	3:23.871	11	1:49.383	12	1:48.044	13	1:47.062	14	1:47.341	15	1:47.248		

130 Peter Versluis , Ferrari F458 GT2 Super GT Division / NLD															
1	2:33.175	2	1:53.121	3	1:47.962	4	1:45.346	5	1:45.238	6	1:44.956	pit	1:54.302	8	4:17.057
9	1:43.654	10	1:44.877	11	1:44.403	12	1:47.611	pit	1:52.578						

132 Jan Versluis , Ferrari F430 GT2 Super GT Division / NLD															
1	2:54.956	2	1:57.232	3	1:49.246	4	1:46.200	5	1:48.846	6	1:48.044	7	1:45.854	8	1:44.181
9	1:44.817	pit	1:50.595	11	2:58.558	12	1:47.564	13	1:43.219	14	1:43.777	15	1:45.341	16	1:49.853

140 Martin Lanting , Ferrari F458 GT3 Super GT Division / NLD															
1	2:20.105	2	1:49.990	3	1:46.195	4	1:45.072	5	1:46.040	6	1:45.571	pit	1:55.505	8	3:29.903
9	1:48.610	10	1:48.518	11	1:55.179	12	2:16.157	13	1:50.911	14	1:47.584	15	1:48.438	16	1:51.787

173 Berry van Elk , Praga R4S Super GT Division / NLD															
1	3:31.051	2	1:53.720	3	1:46.959	4	1:44.652	5	1:44.059	6	1:44.451	pit	1:58.050	8	9:06.111
9	1:46.250	10	1:47.024	11	1:44.620	12	1:45.749								



Lap by Lap free practice, 24.08.2012

-Reg.No.: 0301.12.209

177 Milko Tas , Mosler MT900R GT3 Super GT Division / NLD															
1	7:24.889	2	1:51.669	3	1:47.139	4	3:32.616	5	1:45.422	6	1:45.474	7	3:36.701	8	1:50.802
9	1:46.149	10	1:46.958												

203 Jacky van der Ende , Ford Mondeo MW V8 GTB Division / NLD															
1	3:09.962	2	2:17.653	3	1:51.675	4	1:49.896	5	1:49.703	6	1:50.023	pit	1:58.261	8	3:59.518
9	1:51.016	10	1:50.947	11	1:51.402	12	1:51.054	13	1:50.958	pit	2:04.654				

205 Henk Thuis , BMW M3 Silhouette GTB Division / NLD															
1	2:32.409	2	1:55.454	3	1:50.838	4	1:47.818	5	1:48.693	pit	2:00.218	7	4:56.025	8	1:53.183
9	1:50.785	10	1:51.242	11	1:50.001	12	1:49.114	13	1:50.383	14	1:49.087	15	1:49.158		

206 Steve Vanbellingen , BMW M3 Silhouette GTB Division / BEL															
1	2:37.730	2	1:58.881	3	1:53.161	4	1:52.677	5	1:53.769	pit	2:01.983	7	3:32.906	8	1:53.539
9	1:55.225	10	1:53.855	11	1:54.042	12	1:53.286	13	1:53.992	14	1:53.298	15	1:53.593		

208 René Wijnen , Porsche 997 GT3 Cup GTB Division / NLD															
1	2:19.949	2	1:58.284	3	1:53.330	4	1:51.706	5	1:51.710	6	1:51.095	pit	1:59.570	8	3:21.762
9	1:50.292	10	1:51.187	11	1:53.555	12	1:51.001	13	1:49.457	14	1:49.316	15	1:50.479	pit	2:10.468

209 Dirk Schulz , Porsche 997 GT3 Cup GTB Division / DEU															
1	2:23.228	2	2:03.112	3	1:59.974	4	1:54.927	pit	2:07.903	6	2:42.636	7	1:54.938	8	1:57.880
9	1:57.388	10	1:55.454	11	1:55.274	12	1:56.071	13	1:56.209	14	1:54.704	15	1:55.387		

210 Werner van Herck , Mazda 3 GTB Division / BEL															
1	2:59.085	2	1:55.451	3	1:57.483	4	1:51.694	5	1:51.646	6	1:52.938	7	1:50.906	8	1:50.366
9	1:49.969	pit	2:00.124	11	5:12.035	12	1:52.588	13	1:50.361	14	1:55.754				

214 Barry Maessen , Viper SRT10 GT3 GT Division / NLD															
1	3:04.350	2	1:59.716	3	1:54.067	4	1:48.971	5	1:48.504	pit	2:04.838	7	8:05.984	8	1:53.105
9	1:49.474	10	1:49.670	pit	2:00.129										


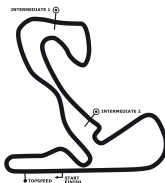
215 Steve Matthijssen , Porsche 997 GT3 Cup GTB Division / BEL															
1	3:22.741	2	2:06.829	3	1:58.767	4	1:56.139	5	1:55.193	6	1:54.664	7	1:53.364	8	1:53.894
9	1:53.171	10	1:53.915	11	1:56.910	12	1:53.173	13	1:52.488	14	1:53.030	15	1:53.448		

216 Erol Ertan , Porsche 997 GT3 Cup GTB Division / NLD															
1	3:18.214	2	2:06.575	3	1:59.479	4	1:54.688	5	1:52.826	6	1:52.308	7	1:50.933	8	1:51.968
9	2:01.405	10	1:51.203	pit	2:06.494	12	3:34.366	13	1:50.664	pit	2:22.639				

220 Pierre Etienne Bordet , Volvo S60 V8 Silhouette GT Division / FRA															
pit	2:51.681	pit	3:39.749	3	5:32.843	4	1:52.051	5	1:49.136	6	1:47.096	pit	1:59.470	8	4:09.860
9	1:49.205	10	1:48.250	11	1:48.869	pit	2:06.038								

225 Michael Munemann , Renault Megane Silhouette GT Division / GBR															
1	3:31.177	2	1:59.645	3	2:12.261	4	1:53.184	5	1:53.612	6	1:54.890	7	1:52.336	8	1:51.617
9	1:51.051	10	1:49.673	pit	2:09.060	12	3:11.690	13	1:50.859	14	1:50.420	15	1:53.632		

DTM Zandvoort
 Zandvoort, length 4307 m
 24. - 26.08.2012
 Supercar Challenge



Lap by Lap free practice, 24.08.2012

-Reg.No.: 0301.12.209

226 Jan van der Kooi , Lotus Exige GT3 GT Division / NLD															
1	5:14.271	pit	2:17.919	3	6:00.407	4	1:55.770	5	1:56.055	6	1:53.929	7	3:32.038	8	2:20.576
9	1:58.348	10	1:55.811	11	1:56.250										

233 Ronald van Loon , BMW E46 M3 GTB Division / NLD															
1	3:32.803	pit	2:14.620	3	2:11.943	4	1:59.975	5	1:57.395	6	1:59.195	pit	2:07.661	8	4:55.408
9	1:57.471	10	1:58.391	11	1:56.321	12	1:56.362	13	1:58.753						



236 Wilfred Herder , Aston Martin Vantage E85 GTB Division / NLD															
1	3:04.212	2	2:01.357	3	1:56.861	4	1:54.448	5	1:54.463	6	1:53.321	pit	2:11.582	8	5:17.529
9	1:59.874	10	1:56.824	11	1:53.782	12	1:53.228	13	1:53.656	14	1:54.581				

237 Kees Kreijne , Aston Martin Vantage GTB Division / NLD															
1	3:03.561	2	1:58.910	3	1:56.542	pit	2:04.863	5	3:18.304	6	1:51.066	7	1:51.031	8	1:59.336
9	1:55.156	10	1:55.483	11	1:52.831	12	1:52.238	13	1:51.077	14	1:51.775	15	1:52.784		

240 Bert Moritz , Marcos Mantis GTB Division / NLD															
1	3:31.011	2	2:05.080	3	2:02.341	4	1:57.689	5	1:57.140	6	1:56.531	pit	2:08.396	8	4:03.846
9	1:58.777	pit	2:09.552	11	5:02.689	12	1:58.759								

243 Daan Meijer , Porsche 997 GT3 Cup GTB Division / NLD															
1	3:09.325	2	1:57.911	3	1:53.121	4	1:50.558	pit	2:02.255	6	3:23.482	7	1:50.378	8	1:50.973
9	2:05.009	10	3:11.386	11	1:56.881	12	1:52.351	13	1:50.572	14	1:55.149				

DTM Zandvoort
Zandvoort, length 4307 m
24. - 26.08.2012
Supercar Challenge



Lap Analysis free practice, 24.08.2012

-Reg.No.: 0301.12.209

177 Milko Tas , Mosler MT900R GT3 Super GT Division / NLD theoretical besttime:

Lap	Time	S1	V1	S2	V2	S3	V3	Vmax	Lap	Time	S1	V1	S2	V2	S3	V3	Vmax
1	7:24.889								6	1:45.474							
2	1:51.669								7	3:36.701							
3	1:47.139								8	1:50.802							
4	3:32.616								9	1:46.149							
5	1:45.422								10	1:46.958							

203 Jacky van der Ende , Ford Mondeo MW V8 GTB Division / NLD theoretical besttime: 1:49.170

Lap	Time	S1	V1	S2	V2	S3	V3	Vmax	Lap	Time	S1	V1	S2	V2	S3	V3	Vmax
1	3:09.962		127	34.365	142	35.739	220		8	3:59.518	2:55.391	167	30.198	169	33.929	222	
2	2:17.653	53.284	154	47.649	82	36.720	224	197	9	1:51.016	49.034	173	29.028	190	32.954	222	205
3	1:51.675	49.335	175	29.260	189	33.080	223	198	10	1:50.947	49.157	171	28.907	196	32.883	222	205
4	1:49.896	48.370	176	28.908	196	32.618	225	213	11	1:51.402	49.159	172	29.177	186	33.066	219	206
5	1:49.703	48.007	177	29.108	193	32.588	225	216	12	1:51.054	48.848	173	29.205	192	33.001	221	217
6	1:50.023	47.871	180	29.760	191	32.392	225	220	13	1:50.958	48.834	174	29.144	197	32.980	225	216
7	1:58.261	47.972	179	28.960	188			222	14	2:04.654	49.395	163	30.345	154			220

205 Henk Thuis , BMW M3 Silhouette GTB Division / NLD theoretical besttime: 1:47.035

Lap	Time	S1	V1	S2	V2	S3	V3	Vmax	Lap	Time	S1	V1	S2	V2	S3	V3	Vmax
1	2:32.409		151	32.509	160	36.366	216		9	1:50.785	49.393	177	28.515	190	32.877	225	214
2	1:55.454	52.585	172	29.995	186	32.874	227	180	10	1:51.242	49.790	180	28.623	197	32.829	224	199
3	1:50.838	49.713	180	28.785	202	32.340	229	216	11	1:50.001	48.705	179	28.499	191	32.797	226	221
4	1:47.818	48.041	182	28.083	204	31.694	229	226	12	1:49.114	48.055	184	28.453	204	32.606	226	213
5	1:48.693	47.258	179	28.858	197	32.577	226	234	13	1:50.383	48.331	182	29.350	192	32.702	226	229
6	2:00.218	47.763	163	29.435	188			230	14	1:49.087	48.477	182	28.301	200	32.309	225	213
7	4:56.025	3:53.084	168	29.130	190	33.811	221		15	1:49.158	47.881	182	29.166	199	32.111	229	236
8	1:53.183	50.521	173	28.930	189	33.732	222	226									

206 Steve Vanbellingen , BMW M3 Silhouette GTB Division / BEL theoretical besttime: 1:51.975


Lap	Time	S1	V1	S2	V2	S3	V3	Vmax	Lap	Time	S1	V1	S2	V2	S3	V3	Vmax
1	2:37.730		131	34.027	136	37.030	216		9	1:55.225	52.298	159	29.340	198	33.587	221	220
2	1:58.881	54.370	163	29.718	182	34.793	215	180	10	1:53.855	50.644	174	29.375	192	33.836	222	192
3	1:53.161	50.432	171	29.072	197	33.657	219	212	11	1:54.042	50.454	172	29.726	180	33.862	222	210
4	1:52.677	49.916	169	29.364	196	33.397	222	228	12	1:53.286	50.450	176	29.415	201	33.421	222	215
5	1:53.769	49.852	157	30.103	182	33.814	222	227	13	1:53.992	50.098	173	29.483	199	34.411	216	223
6	2:01.983	49.805	174	28.906	196			225	14	1:53.298	50.861	176	29.173	201	33.264	222	208
7	3:32.906	2:26.902	163	31.402	182	34.602	219		15	1:53.593	50.632	174	29.584	200	33.377	225	173
8	1:53.539	50.361	174	29.425	198	33.753	221	211									

208 René Wijnen , Porsche 997 GT3 Cup GTB Division / NLD theoretical besttime: 1:49.174

Lap	Time	S1	V1	S2	V2	S3	V3	Vmax	Lap	Time	S1	V1	S2	V2	S3	V3	Vmax
1	2:19.949		142	33.741	145	37.615	220		9	1:50.292	48.648	178	29.038	196	32.606	232	214
2	1:58.284	53.745	159	30.391	175	34.148	228	177	10	1:51.187	48.773	179	29.155	186	33.259	191	208
3	1:53.330	50.939	171	29.356	177	33.035	230	206	11	1:53.555	52.139	181	28.768	200	32.648	232	167
4	1:51.706	49.371	171	29.403	175	32.932	231	214	12	1:51.001	49.493	174	29.043	195	32.465	233	196
5	1:51.710	48.979	172	29.208	184	33.523	231	208	13	1:49.457	48.373	181	28.886	197	32.198	229	202
6	1:51.095	49.017	176	29.052	188	33.026	230	212	14	1:54.316	48.279	182	28.697	190	32.340	233	201
7	1:59.570	49.566	174	29.150	178			208	15	1:50.479	49.387	182	28.734	191	32.358	232	198
8	3:21.762	2:18.592	173	30.101	178	33.069	231		16	2:10.468	49.288	169	29.249	166			207

209 Dirk Schulz , Porsche 997 GT3 Cup GTB Division / DEU theoretical besttime: 1:53.425

Lap	Time	S1	V1	S2	V2	S3	V3	Vmax	Lap	Time	S1	V1	S2	V2	S3	V3	Vmax
1	2:23.228		136	34.636	143	38.314	210		9	1:57.388	50.976	173	30.544	179	35.868	225	200
2	2:03.112	55.712	161	32.260	180	35.140	229	151	10	1:55.454	51.258	157	30.462	191	33.734	227	195
3	1:59.974	54.592	165	30.471	182	34.911	231	196	11	1:55.274	51.359	167	30.140	194	33.775	227	183
4	1:54.927	50.587	172	29.837	185	34.503	227	205	12	1:56.071	51.715	172	29.620	195	34.736	228	181
5	2:07.903	50.827	170	33.350	186			212	13	1:56.209	51.363	171	30.762	188	34.084	227	197
6	2:42.636	1:37.568	171	30.474	190	34.594	229		14	1:54.704	50.071	174	29.948	199	34.685	229	199
7	1:54.938	50.854	174	30.034	189	34.050	226	192	15	1:55.387	50.578	173	30.329	190	34.480	215	199
8	1:57.880	53.209	174	30.058	193	34.613	226	206									



Lap Analysis free practice, 24.08.2012

-Reg.No.: 0301.12.209

210 Werner van Herck , Mazda 3 GTB Division / BEL theoretical besttime: 1:49.909

Lap	Time	S1	V1	S2	V2	S3	V3	Vmax	Lap	Time	S1	V1	S2	V2	S3	V3	Vmax
1	2:59.085		129	35.081	154	37.057	216		8	1:50.366	48.817	181	28.912	199	32.637	225	225
2	1:55.451	52.457	170	29.641	198	33.353	223	201	9	1:49.969	48.499	180	28.972	201	32.498	227	229
3	1:57.483	53.726	160	29.737	189	34.020	221	223	10	2:00.124	49.018	176	28.956	201			224
4	1:51.694	49.504	176	29.031	198	33.159	225	223	11	5:12.035	4:06.038	146	31.397	141	34.600	222	
5	1:51.646	49.869	177	29.014	198	32.763	225	207	12	1:52.588	49.538	178	29.157	182	33.893	225	213
6	1:52.938	50.494	160	29.689	200	32.755	225	225	13	1:50.361	48.564	175	29.039	199	32.758	227	229
7	1:50.906	49.213	176	28.983	199	32.710	226	230	14	1:55.754	52.390	167	30.142	183	33.222	215	167

214 Barry Maessen , Viper SRT10 GT3 GT Division / NLD theoretical besttime: 1:48.356

Lap	Time	S1	V1	S2	V2	S3	V3	Vmax	Lap	Time	S1	V1	S2	V2	S3	V3	Vmax
1	3:04.350		143	34.588	142	36.775	229		7	8:05.984	7:03.584	182	29.418	188	32.982	230	
2	1:59.716	54.167	163	30.834	140	34.715	234	191	8	1:53.105	51.988	186	28.502	199	32.615	235	177
3	1:54.067	51.153	178	29.302	167	33.612	239	211	9	1:49.474	48.870	183	28.381	196	32.223	239	200
4	1:48.971	48.202	183	28.516	199	32.253	240	219	10	1:49.670	47.847	177	29.565	184	32.258	240	216
5	1:48.504	47.976	183	28.400	192	32.128	241	218	11	2:00.129	48.595	183	28.430	201			211
6	2:04.838	50.068	163	31.022	193			233									

215 Steve Matthijssen , Porsche 997 GT3 Cup GTB Division / BEL theoretical besttime: 1:52.249

Lap	Time	S1	V1	S2	V2	S3	V3	Vmax	Lap	Time	S1	V1	S2	V2	S3	V3	Vmax
1	3:22.741		130	35.070	127	39.752	166		9	1:53.171	50.014	170	29.553	188	33.604	224	210
2	2:06.829	57.595	133	33.204	143	36.030	222	160	10	1:53.915	50.207	167	29.725	177	33.983	224	216
3	1:58.767	52.124	154	31.643	165	35.000	223	183	11	1:56.910	53.463	169	29.528	184	33.919	224	188
4	1:56.139	51.398	151	30.325	178	34.416	222	194	12	1:53.173	50.265	167	29.515	191	33.393	226	186
5	1:55.193	51.318	163	29.768	188	34.107	225	205	13	1:52.488	49.573	165	29.613	185	33.302	225	204
6	1:54.664	50.408	158	30.321	184	33.935	225	205	14	1:53.030	49.598	170	29.486	172	33.946	225	210
7	1:53.364	49.881	169	29.627	183	33.856	224	212	15	1:53.448	50.299	169	29.374	182	33.775	225	180
8	1:53.894	50.304	167	29.733	186	33.857	225	204									

216 Erol Ertan , Porsche 997 GT3 Cup GTB Division / NLD theoretical besttime: 1:50.440

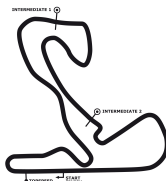
Lap	Time	S1	V1	S2	V2	S3	V3	Vmax	Lap	Time	S1	V1	S2	V2	S3	V3	Vmax
1	3:18.214		129	39.077	135	40.255	171		8	1:51.968	49.114	176	29.375	197	33.479	229	218
2	2:06.575	58.008	150	32.243	154	36.324	224	163	9	2:01.405	56.529	144	31.619	190	33.257	232	212
3	1:59.479	54.949	158	30.274	176	34.256	230	194	10	1:51.203	49.316	176	28.855	196	33.032	231	218
4	1:54.688	50.481	167	30.641	184	33.566	231	213	11	2:06.494	52.379	166	30.353	171			213
5	1:52.826	50.334	176	29.116	201	33.376	231	220	12	3:34.366	2:29.446	160	31.778	181	33.142	234	
6	1:52.308	50.371	172	28.878	188	33.059	231	216	13	1:50.664	48.888	178	28.880	192	32.896	234	212
7	1:50.933	48.689	174	28.979	193	33.265	234	217	14	2:22.639	53.405	132	36.600	131			203

220 Pierre Etienne Bordet , Volvo S60 V8 Silhouette GT Division / FRA theoretical besttime: 1:47.096

Lap	Time	S1	V1	S2	V2	S3	V3	Vmax	Lap	Time	S1	V1	S2	V2	S3	V3	Vmax
1	2:51.681		141	34.319	151				7	1:59.470	49.402	172	28.291	202			220
2	3:39.749	2:23.803	129	32.492	195				8	4:09.860	3:08.567	172	29.142	212	32.151	240	
3	5:32.843	4:28.887	143	30.324	189	33.632	239		9	1:49.205	48.817	180	28.144	213	32.244	240	211
4	1:52.051	51.339	168	28.796	206	31.916	241	235	10	1:48.250	48.405	186	27.770	205	32.075	240	220
5	1:49.136	48.768	173	28.391	202	31.977	240	237	11	1:48.869	48.462	177	28.474	210	31.933	240	201
6	1:47.096	47.853	185	27.753	209	31.490	240	242	12	2:06.038	53.148	172	28.944	194			163

225 Michael Munemann , Renault Megane Silhouette GT Division / GBR theoretical besttime: 1:49.378

Lap	Time	S1	V1	S2	V2	S3	V3	Vmax	Lap	Time	S1	V1	S2	V2	S3	V3	Vmax
1	3:31.177		119	35.438	119	39.404	213		9	1:51.051	48.801	171	28.783	189	33.467	226	214
2	1:59.645	53.553	151	31.081	157	35.011	221	187	10	1:49.673	48.341	169	28.846	190	32.486	198	221
3	2:12.261	1:05.729	117	32.082	179	34.450	229	187	11	2:09.060	56.407	145	29.818	196			152
4	1:53.184	49.798	155	29.407	171	33.979	230	227	12	3:11.690	2:09.573	169	29.047	193	33.070	224	
5	1:53.612	50.627	164	29.437	181	33.548	225	197	13	1:50.859	48.778	171	29.032	200	33.049	224	217
6	1:54.890	50.976	158	30.304	192	33.610	225	204	14	1:50.420	49.107	172	28.805	188	32.508	225	202
7	1:52.336	49.961	162	29.270	196	33.105	226	213	15	1:53.632	50.409	169	28.551	189	34.672	221	192
8	1:51.617	49.326	146	29.386	185	32.905	229	206									



Lap Analysis free practice, 24.08.2012

-Reg.No.: 0301.12.209

226 Jan van der Kooi , Lotus Exige GT3 GT Division / NLD theoretical besttime: 1:53.853

Lap	Time	S1	V1	S2	V2	S3	V3	Vmax	Lap	Time	S1	V1	S2	V2	S3	V3	Vmax
1	5:14.271		134	32.845	162	37.147	229		7	3:32.038	2:27.207	151	30.728	185	34.103	226	217
2	2:17.919	57.257	143	31.011	166			178	8	2:20.576	51.619	155	30.476	191	58.481	229	200
3	6:00.407	4:52.502	141	32.220	169	35.685	230		9	1:58.348	53.166	150	30.126	192	35.056	234	200
4	1:55.770	51.135	162	30.390	186	34.245	228	219	10	1:55.811	51.569	158	30.200	182	34.042	231	199
5	1:56.055	51.463	149	30.113	187	34.479	234	212	11	1:56.250	51.204	150	30.456	183	34.590	234	183
6	1:53.929	49.977	169	30.189	192	33.763	233	211									

233 Ronald van Loon , BMW E46 M3 GTB Division / NLD theoretical besttime: 1:55.621

Lap	Time	S1	V1	S2	V2	S3	V3	Vmax	Lap	Time	S1	V1	S2	V2	S3	V3	Vmax
1	3:32.803		151	32.389	130	38.111	209		8	4:55.408	3:49.267	152	31.801	188	34.340	217	
2	2:14.620	55.898	155	32.270	164			161	9	1:57.471	52.308	166	29.955	194	35.208	215	194
3	2:11.943	1:05.136	157	30.896	182	35.911	204		10	1:58.391	51.700	160	31.484	181	35.207	216	212
4	1:59.975	52.795	151	32.071	175	35.109	208	204	11	1:56.321	51.506	164	29.990	190	34.825	217	222
5	1:57.395	51.908	163	30.102	184	35.385	206	218	12	1:56.362	51.326	165	30.139	191	34.897	216	222
6	1:59.195	52.860	154	31.275	178	35.060	209	216	13	1:58.753	52.345	161	30.728	177	35.680	212	206
7	2:07.661	53.416	158	30.295	164			219									

236 Wilfred Herder , Aston Martin Vantage E85 GTB Division / NLD theoretical besttime: 1:52.393

Lap	Time	S1	V1	S2	V2	S3	V3	Vmax	Lap	Time	S1	V1	S2	V2	S3	V3	Vmax
1	3:04.212		136	35.429	154	37.751	216		8	5:17.529	4:13.916	172	29.898	185	33.715	220	
2	2:01.357	55.098	157	31.391	166	34.868	219	180	9	1:59.874	55.993	164	30.037	167	33.844	218	176
3	1:56.861	51.734	167	30.660	175	34.467	221	200	10	1:56.824	53.238	175	29.424	191	34.162	219	182
4	1:54.448	50.629	170	29.680	192	34.139	216	208	11	1:53.782	49.967	175	29.894	179	33.921	218	217
5	1:54.463	50.473	174	29.942	188	34.048	219	197	12	1:53.228	49.731	163	29.991	180	33.506	222	208
6	1:53.321	50.236	172	29.428	191	33.657	219	202	13	1:53.656	49.664	164	30.373	181	33.619	222	206
7	2:11.582	49.859	170	30.774	189			210	14	1:54.581	49.507	178	29.380	197	35.694	205	216

237 Kees Kreijne , Aston Martin Vantage GTB Division / NLD theoretical besttime: 1:50.127

Lap	Time	S1	V1	S2	V2	S3	V3	Vmax	Lap	Time	S1	V1	S2	V2	S3	V3	Vmax
1	3:03.561		139	35.538	160	37.784	208		9	1:55.156	49.529	154	31.831	150	33.796	224	231
2	1:58.910	54.435	165	30.385	195	34.090	222	208	10	1:55.483	52.884	173	29.299	192	33.300	222	173
3	1:56.542	52.125	172	30.594	166	33.823	224	214	11	1:52.831	49.979	172	29.566	196	33.286	217	204
4	2:04.863	49.279	176	30.791	176			225	12	1:52.238	49.564	176	29.465	194	33.209	219	219
5	3:18.304	2:16.525	177	29.086	197	32.693	219		13	1:51.077	48.764	176	29.373	196	32.940	221	219
6	1:51.066	48.521	180	28.976	199	33.569	219	225	14	1:51.775	49.589	174	29.242	197	32.944	219	206
7	1:51.031	48.667	180	28.913	198	33.451	222	227	15	1:52.784	49.828	171	29.258	196	33.698	216	206
8	1:59.336	51.687	133	33.182	151	34.467	222	220									


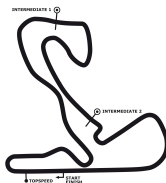
240 Bert Moritz , Marcos Mantis GTB Division / NLD theoretical besttime: 1:55.563

Lap	Time	S1	V1	S2	V2	S3	V3	Vmax	Lap	Time	S1	V1	S2	V2	S3	V3	Vmax
1	3:31.011		121	37.360	121	39.732	212		7	2:08.396	51.281	161	30.210	166			184
2	2:05.080	56.773	150	31.917	152	36.390	218	161	8	4:03.846	2:59.443	153	30.221	168	34.182	220	
3	2:02.341	55.303	133	31.654	154	35.384	220	165	9	1:58.777	52.629	161	30.885	151	35.263	209	155
4	1:57.689	52.908	162	30.364	166	34.417	223	176	10	2:09.552	53.049	157	31.153	158			165
5	1:57.140	52.805	158	30.100	162	34.235	224	188	11	5:02.689	3:56.381	147	31.097	152	35.211	215	
6	1:56.531	51.597	154	30.679	162	34.255	220	181	12	1:58.759	53.253	155	30.877	169	34.629	216	167

243 Daan Meijer , Porsche 997 GT3 Cup GTB Division / NLD theoretical besttime: 1:49.924

Lap	Time	S1	V1	S2	V2	S3	V3	Vmax	Lap	Time	S1	V1	S2	V2	S3	V3	Vmax
1	3:09.325		130	33.718	175	36.203	219		8	1:50.973	48.776	173	29.219	192	32.978	229	225
2	1:57.911	53.074	166	29.998	188	34.839	229	196	9	2:05.009	49.992	169	30.398	192			218
3	1:53.121	50.475	170	29.721	190	32.925	231	207	10	3:11.386	2:09.345	173	29.106	195	32.935	229	
4	1:50.558	48.687	174	28.814	196	33.057	232	227	11	1:56.881	51.528	148	30.573	152	34.780	225	215
5	2:02.255	49.284	174	29.997	185			212	12	1:52.351	49.506	178	29.127	197	33.718	230	207
6	3:23.482	2:20.856	148	29.575	195	33.051	228		13	1:50.572	48.810	178	29.058	201	32.704	231	220
7	1:50.378	48.423	177	29.268	200	32.687	230	226	14	1:55.149	52.518	164	29.807	197	32.824	230	180

DTM Zandvoort
 Zandvoort, length 4307 m
 24. - 26.08.2012
 Supercar Challenge


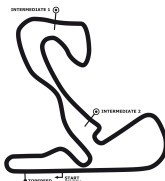


Topspeed free practice, 24.08.2012

-Reg.No.: 0301.12.209


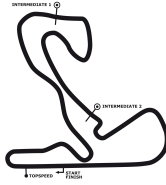
Car No.	Driver	Make	Speed km/h
130	Peter Versluis	Ferrari F458 GT2	248
173	Berry van Elk	Praga R4S	247
115	Jan Storm	BMW Z4 GT3	246
132	Jan Versluis	Ferrari F430 GT2	244
140	Martin Lanting	Ferrari F458 GT3	242
129	Bert Longin	Ferrari F430 GT2	242
220	Pierre Etienne Bordet	Volvo S60 V8 Silhouette	242
205	Henk Thuis	BMW M3 Silhouette	236
127	Danny Werkman	Corvette C6 GT3	234
128	Alex van 't Hoff	Corvette C6R GT1	233
214	Barry Maessen	Viper SRT10 GT3	233
237	Kees Kreijne	Aston Martin Vantage	231
210	Werner van Herck	Mazda 3	230
104	Robert de Graaff	Viper SRT10 GT2	229
117	Nol Köhler	Corvette C5R	229
101	Rick Abresch	Corvette C6R GT1	228
206	Steve Vanbellingen	BMW M3 Silhouette	228
225	Michael Munemann	Renault Megane Silhouette	227
243	Daan Meijer	Porsche 997 GT3 Cup	227
203	Jacky van der Ende	Ford Mondeo MW V8	222
233	Ronald van Loon	BMW E46 M3	222
121	Wim Lumbeeck	Dodge Viper GTS-R GT1	220
216	Erol Ertan	Porsche 997 GT3 Cup	220
226	Jan van der Kooi	Lotus Exige GT3	219
236	Wilfred Herder	Aston Martin Vantage E85	217
215	Steve Matthijssen	Porsche 997 GT3 Cup	216
208	René Wijnen	Porsche 997 GT3 Cup	214
209	Dirk Schulz	Porsche 997 GT3 Cup	212
240	Bert Moritz	Marcos Mantis	188
177	Milko Tas	Mosler MT900R GT3	----

DTM Zandvoort
Zandvoort, length 4307 m
24. - 26.08.2012
Supercar Challenge



Best Sector Times free practice

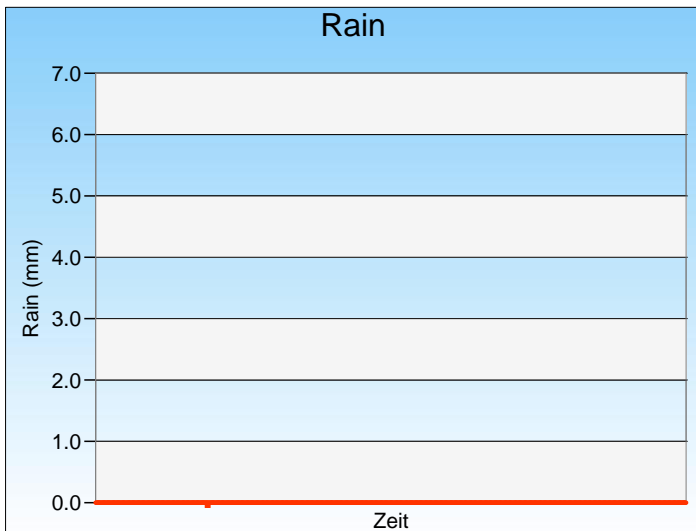
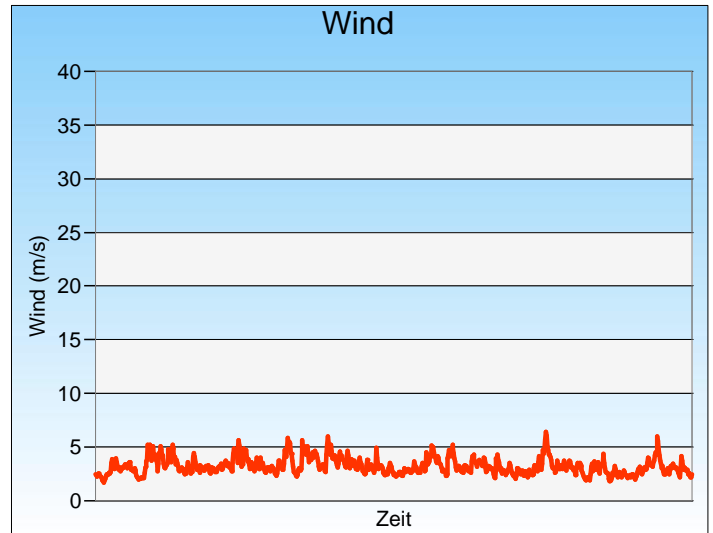
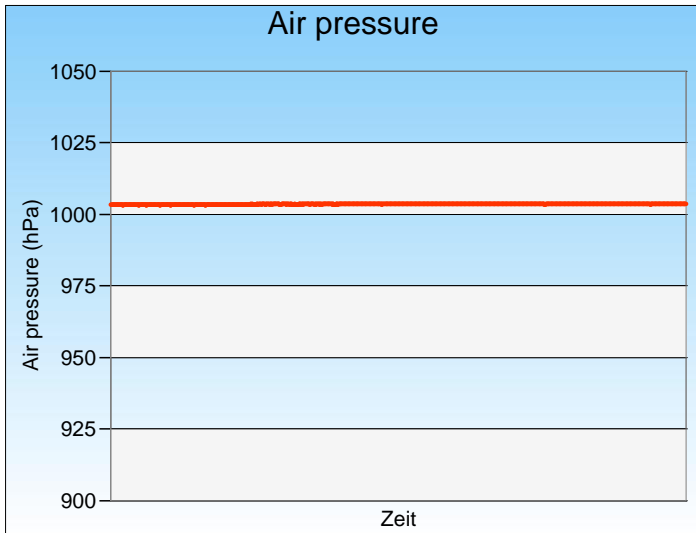
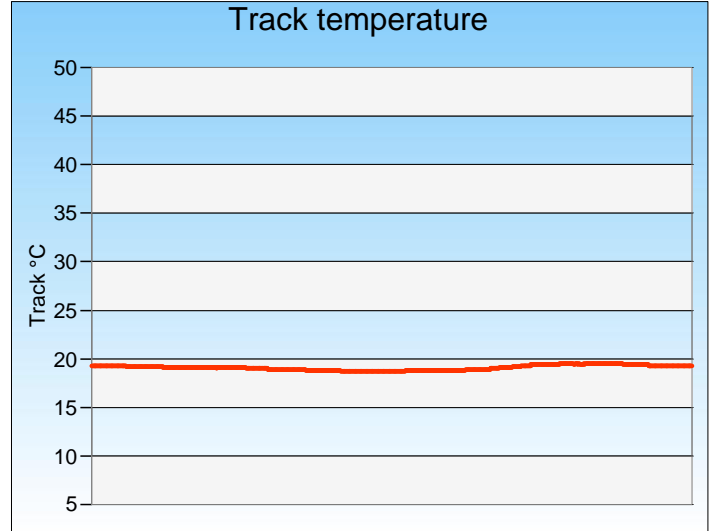
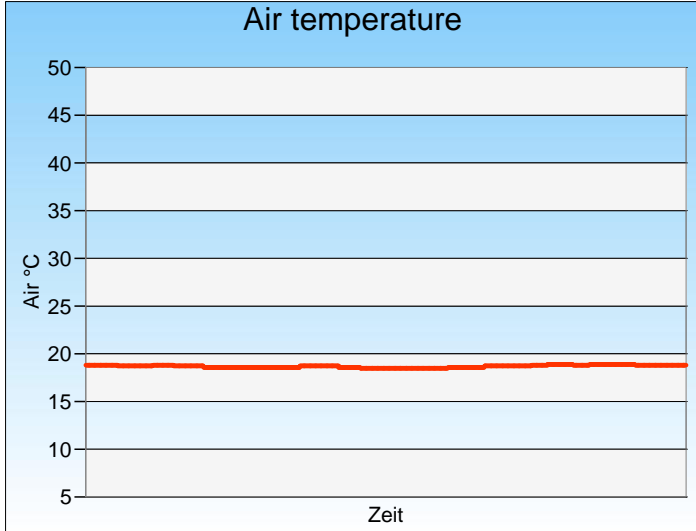
Pos.	sector 1		sector 2		sector 3		theoretical and best lap time							
	No	Driver	Time	No	Driver	Time	No	Driver	theoretical	Best	Pos			
1	132	Versluis J.	45.344	132	Versluis J.	26.879	130	Versluis P.	30.400	132	Versluis J.	1:42.868	1:43.219	1
2	173	van Elk B.	45.349	130	Versluis P.	26.919	132	Versluis J.	30.645	173	van Elk B.	1:43.316	1:44.059	3
3	104	de Graaff-Ribbens	45.536	117	Köhler-van der Hoek	27.135	173	van Elk B.	30.703	130	Versluis P.	1:43.504	1:43.654	2
4	117	Köhler-van der Hoek	45.586	115	Storm J.	27.240	128	van 't Hoff A.	30.778	128	van 't Hoff A.	1:43.819	1:44.330	5
5	128	van 't Hoff A.	45.605	140	Lanting-Herber	27.243	127	Werkman D.	30.947	104	de Graaff-Ribbens	1:43.820	1:44.330	4
6	140	Lanting-Herber	46.022	173	van Elk B.	27.264	104	de Graaff-Ribbens	30.981	117	Köhler-van der Hoek	1:44.033	1:46.058	11
7	130	Versluis P.	46.185	104	de Graaff-Ribbens	27.303	115	Storm J.	31.021	140	Lanting-Herber	1:44.817	1:45.072	6
8	127	Werkman D.	46.393	128	van 't Hoff A.	27.436	101	Abresch-Sijthoff	31.187	115	Storm J.	1:44.820	1:45.444	9
9	115	Storm J.	46.559	127	Werkman D.	27.671	117	Köhler-van der Hoek	31.312	127	Werkman D.	1:45.011	1:45.145	7
10	101	Abresch-Sijthoff	46.658	220	Bordet P.	27.753	129	Longin-Lamot	31.351	101	Abresch-Sijthoff	1:45.731	1:45.731	10
11	129	Longin-Lamot	46.734	101	Abresch-Sijthoff	27.886	220	Bordet P.	31.490	129	Longin-Lamot	1:46.020	1:47.062	12
12	205	Thuis-van Riet	47.258	129	Longin-Lamot	27.935	140	Lanting-Herber	31.552	205	Thuis-van Riet	1:47.035	1:47.818	14
13	121	Lumbeeck-Kamphue	47.673	205	Thuis-van Riet	28.083	205	Thuis-van Riet	31.694	220	Bordet P.	1:47.096	1:47.096	13
14	214	Maessen B.	47.847	121	Lumbeeck-Kamphue	28.121	214	Maessen B.	32.128	121	Lumbeeck-Kamphue	1:48.286	1:50.077	20
15	220	Bordet P.	47.853	214	Maessen B.	28.381	208	Wijnen-Frijns	32.198	214	Maessen B.	1:48.356	1:48.504	15
16	203	van der Ende-van de	47.871	225	Munemann M.	28.551	203	van der Ende-van de	32.392	203	van der Ende-van de	1:49.170	1:49.703	18
17	208	Wijnen-Frijns	48.279	208	Wijnen-Frijns	28.697	225	Munemann M.	32.486	208	Wijnen-Frijns	1:49.174	1:49.316	16
18	225	Munemann M.	48.341	243	Meijer D.	28.814	121	Lumbeeck-Kamphue	32.492	225	Munemann M.	1:49.378	1:49.673	17
19	243	Meijer D.	48.423	216	Ertan E.	28.855	210	van Herck W.	32.498	210	van Herck W.	1:49.909	1:49.969	19
20	210	van Herck W.	48.499	206	Vanbellingen-Redant	28.906	243	Meijer D.	32.687	243	Meijer D.	1:49.924	1:50.378	21
21	237	Kreijne K.	48.521	203	van der Ende-van de	28.907	237	Kreijne K.	32.693	237	Kreijne K.	1:50.127	1:51.031	23
22	216	Ertan E.	48.689	210	van Herck W.	28.912	216	Ertan E.	32.896	216	Ertan E.	1:50.440	1:50.664	22
23	236	Herder W.	49.507	237	Kreijne K.	28.913	206	Vanbellingen-Redant	33.264	206	Vanbellingen-Redant	1:51.975	1:52.677	25
24	215	Matthijssen S.	49.573	215	Matthijssen S.	29.374	215	Matthijssen S.	33.302	215	Matthijssen S.	1:52.249	1:52.488	24
25	206	Vanbellingen-Redant	49.805	236	Herder W.	29.380	236	Herder W.	33.506	236	Herder W.	1:52.393	1:53.228	26
26	226	van der Kooi J.	49.977	209	Schulz D.	29.620	209	Schulz D.	33.734	209	Schulz D.	1:53.425	1:54.704	28
27	209	Schulz D.	50.071	233	van Loon R.	29.955	226	van der Kooi J.	33.763	226	van der Kooi J.	1:53.853	1:53.929	27
28	240	Moritz-Moritz	51.281	240	Moritz-Moritz	30.100	240	Moritz-Moritz	34.182	240	Moritz-Moritz	1:55.563	1:56.531	30
29	233	van Loon R.	51.326	226	van der Kooi J.	30.113	233	van Loon R.	34.340	233	van Loon R.	1:55.621	1:56.321	29
30	177	Tas-Bouwhuis	00.000	177	Tas-Bouwhuis	00.000	177	Tas-Bouwhuis	00.000	177	Tas-Bouwhuis	00.000	1:45.422	8



Weather free practice

-Reg.No.: 0301.12.209

24.08.2012, 09:00:00 - 9:30:00



Weather:

sunny/cloudy

