

Superprix Zolder 2017

Supercar Challenge pb Hankook Result of Private Testing

14 - 16 July 2017
Zolder - 4000 mtr.

Pos	Nbr	Name / Entrant	Car	Cls	PlC	Fastest	In	Gap	Diff	Laps	Km/h
1	107	Roger Grouwels Team Raceart	Porsche 991 GT3 Cup	GT	1	1:34.854	15			15	151.81
2	111	Sluys-Schouten JR Motorsport	BMW M4 Silhouette	GT	2	1:36.305	6	1.451	1.451	10	149.52
3	123	Bogaerts-van der Aa SDW Shipping by JR Motorsport	BMW M4 Silhouette	GT	3	1:36.841	16	1.987	0.536	19	148.70
4	121	Daan Meijer JR Motorsport	BMW M4 Silhouette	GT	4	1:37.158	13	2.304	0.317	19	148.21
5	113	Edward Grouwels Team Raceart	Porsche 991 GT3 Cup	GT	5	1:38.033	18	3.179	0.875	18	146.89
6	126	Jos Jansen JJ Racing	Porsche 997 Cup	GT	6	1:39.707	15	4.853	1.674	15	144.42
7	204	van den Munckhof-Zumbrink Munckhof Racing	BMW Z4 Coupe GTR	SS1	1	1:40.859	18	6.005	1.152	18	142.77
8	104	Marcel van Berlo Van de Pas Racing	Porsche 991 GT3 Cup	GT	7	1:40.877	14	6.023	0.018	19	142.75
9	127	Cor Euser Cor Euser Racing	Marcos Mantis	GT	8	1:41.278	5	6.424	0.401	7	142.18
10	114	Bob Herber JR Motorsport	BMW M3 F80	GT	9	1:42.237	11	7.383	0.959	18	140.85
11	245	van den Berg-van den Berg Harders Plaza	BMW	SS1	2	1:42.588	10	7.734	0.351	19	140.37
12	201	de Borst-de Kleijn Febo Racing Team	Seat Sport Leon Cup Racer	SS1	3	1:42.835	9	7.981	0.247	12	140.03
13	210	Kosta Kanaroglou E2P Racing	Ginetta G50	SS1	4	1:43.160	16	8.306	0.325	16	139.59
14	217	Huisman-van de Grift Ferry Monster Motorsport	Seat Sport Leon Cup Racer	SS1	5	1:43.474	18	8.620	0.314	21	139.17
15	208	Ted van Vliet JR Motorsport	BMW E92 V8	SS1	6	1:43.813	14	8.959	0.339	19	138.71
16	222	van Loon-van Loon Blueberry Racing	BMW E46 M3	SS1	7	1:44.925	11	10.071	1.112	12	137.24
17	112	Ooms-van Engelen United Motorsports	Porsche 997 MK1	GT	10	1:45.323	7	10.469	0.398	8	136.72
18	403	Rob Nieman Spirit Racing	Renault Clio RS 2.0 16V	S	1	1:48.892	18	14.038	3.569	18	132.24
19	416	van der Voort-van der Sloot Kustlicht	Alfa 147	S	2	1:50.522	15	15.668	1.630	17	130.29
20	400	Frank Bedorf Spirit Racing	Renault Clio RS 2.0 16V	S	3	1:52.207	10	17.353	1.685	19	128.33
21	401	Drost-Bedorf Spirit Racing	Renault Clio RS 2.0 16V	S	4	1:52.774	16	17.920	0.567	19	127.69


Fastest time : 1:34.854 in lap 15 by nbr. 107 : Roger Grouwels(Roger Grouwels) (Porsche 991 GT3 Cup)

Publication-time

Results: raceresults.nu

Timekeeping by : RSTime by Timeservice.nl

Time Printed : 14-07-2017 - 09:49

Race Director	Steward	Timekeeper	
Bobbe Veldkamp		Floortje Snoek	
Page 1 of 1			

Superprix Zolder 2017

Supercar Challenge pb Hankook
Result of Private Testing

14 - 16 July 2017
Zolder - 4000 mtr.

GT Division 3.4 Kilo per HP driver included

Pos	Nbr	Name / Entrant	Car	Fastest	In	Gap	Diff	Laps	Km/h
1	107	Roger Grouwels Team Raceart	Porsche 991 GT3 Cup	1:34.854	15			15	151.81
2	111	Sluys-Schouten JR Motorsport	BMW M4 Silhouette	1:36.305	6	1.451	1.451	10	149.52
3	123	Bogaerts-van der Aa SDW Shipping by JR Motorsport	BMW M4 Silhouette	1:36.841	16	1.987	0.536	19	148.70
4	121	Daan Meijer JR Motorsport	BMW M4 Silhouette	1:37.158	13	2.304	0.317	19	148.21
5	113	Edward Grouwels Team Raceart	Porsche 991 GT3 Cup	1:38.033	18	3.179	0.875	18	146.89
6	126	Jos Jansen JJ Racing	Porsche 997 Cup	1:39.707	15	4.853	1.674	15	144.42
7	104	Marcel van Berlo Van de Pas Racing	Porsche 991 GT3 Cup	1:40.877	14	6.023	1.170	19	142.75
8	127	Cor Euser Cor Euser Racing	Marcos Mantis	1:41.278	5	6.424	0.401	7	142.18
9	114	Bob Herber JR Motorsport	BMW M3 F80	1:42.237	11	7.383	0.959	18	140.85
10	112	Ooms-van Engelen United Motorsports	Porsche 997 MK1	1:45.323	7	10.469	3.086	8	136.72

Supersport 1 Division Min 4.1 Kg per HP driver included

Pos	Nbr	Name / Entrant	Car	Fastest	In	Gap	Diff	Laps	Km/h
1	204	van den Munckhof-Zumbrink Munckhof Racing	BMW Z4 Coupe GTR	1:40.859	18			18	142.77
2	245	van den Berg-van den Berg Harders Plaza	BMW	1:42.588	10	1.729	1.729	19	140.37
3	201	de Borst-de Kleijn Febo Racing Team	Seat Sport Leon Cup Racer	1:42.835	9	1.976	0.247	12	140.03
4	210	Kosta Kanaroglou E2P Racing	Ginetta G50	1:43.160	16	2.301	0.325	16	139.59
5	217	Huisman-van de Grift Ferry Monster Motorsport	Seat Sport Leon Cup Racer	1:43.474	18	2.615	0.314	21	139.17
6	208	Ted van Vliet JR Motorsport	BMW E92 V8	1:43.813	14	2.954	0.339	19	138.71
7	222	van Loon-van Loon Blueberry Racing	BMW E46 M3	1:44.925	11	4.066	1.112	12	137.24


Fastest time : 1:34.854 in lap 15 by nbr. 107 : Roger Grouwels(Roger Grouwels) (Porsche 991 GT3 Cup)

Publication-time

Results: raceresults.nu

Timekeeping by : RSTime by Timeservice.nl

Time Printed : 14-07-2017 - 09:50

Race Director	Steward	Timekeeper	
Bobbe V eldkamp		Floortje Snoek	
Page 1 of 2			

Superprix Zolder 2017

Supercar Challenge pb Hankook
Result of Private Testing

14 - 16 July 2017
Zolder - 4000 mtr.

Sport Division Min 5.6 Kg per HP (driver included) max. 2.500 CC turbo x 1.5

Pos	Nbr	Name / Entrant	Car	Fastest	In	Gap	Diff	Laps	Km/h
1	403	Rob Nieman Spirit Racing	Renault Clio RS 2.0 16V	1:48.892	18			18	132.24
2	416	van der Voort-van der Sloot Kustlicht	Alfa 147	1:50.522	15	1.630	1.630	17	130.29
3	400	Frank Bedorf Spirit Racing	Renault Clio RS 2.0 16V	1:52.207	10	3.315	1.685	19	128.33
4	401	Drost-Bedorf Spirit Racing	Renault Clio RS 2.0 16V	1:52.774	16	3.882	0.567	19	127.69


Fastest time : 1:34.854 in lap 15 by nbr. 107 : Roger Grouwels(Roger Grouwels) (Porsche 991 GT3 Cup)

Publication-time

Results: raceresults.nu

Timekeeping by : RSTime by Timeservice.nl

Time Printed : 14-07-2017 - 09:50

Race Director	Steward	Timekeeper	
Bobbe V eldkamp		Floortje Snoek	
Page 2 of 2			

Superprix Zolder 2017

Supercar Challenge pb Hankook
Laptimes - Private Testing

14 - 16 July 2017
Zolder - 4000 mtr.

Nbr	Name / Team name	1	2	3	4	5	6	7	8	9	10	11	12	13	14	15	16	17	18	19	20	21	22	23	24	
104	Marcel van Berlo	2:21.546	2:04.993	1:55.010	2:06.860	6:02.534	1:45.456	1:42.688	1:42.603	1:41.527	1:43.353	1:56.659	3:51.938	1:42.281	1:40.877	1:42.632	1:42.240	1:42.843	1:42.473	1:42.714						
107	Roger Grouwels	2:13.905	1:49.919	1:41.748	1:48.959	7:56.348	1:38.357	1:47.723	3:28.881	1:40.436	1:37.631	1:48.159	6:36.673	1:39.476	1:35.987	1:34.854										
111	Sluys-Schouten	2:16.096	1:42.200	1:38.678	1:37.389	1:36.402	1:36.305	1:36.380	1:45.244	5:00.884	6:37.989															
112	Ooms-van Engelen	2:35.112	2:09.831	1:53.741	2:18.647	12:29.406	1:46.841	1:45.323	1:54.874																	
113	Edward Grouwels	2:21.758	1:52.529	1:58.133	7:28.852	1:45.146	1:43.616	1:39.649	1:39.004	1:38.655	1:38.945	1:40.252	1:50.028	3:44.769	1:38.335	1:38.349	1:45.317	1:47.877	1:38.033							
114	Bob Herber	2:14.806	1:55.777	1:51.820	1:46.463	2:01.523	7:06.356	1:45.448	1:42.902	1:42.849	1:42.549	1:42.237	1:51.068	3:22.491	1:42.988	1:43.112	1:42.680	1:43.102	1:42.530							
121	Daan Meijer	2:16.108	2:03.539	1:47.174	2:00.182	3:54.372	1:40.186	1:41.369	1:39.053	1:37.344	1:37.736	1:37.864	1:39.577	1:37.158	1:48.590	4:39.293	1:38.502	1:39.489	1:39.120	1:38.221						
123	Bogaerts-van der Aa	1:59.682	1:42.966	1:38.804	1:38.130	1:38.681	1:54.415	4:36.789	1:39.174	1:38.598	1:37.621	1:38.045	1:49.933	2:34.599	1:37.237	1:37.385	1:36.841	1:37.085	1:40.557	1:37.464						
126	Jos Jansen	2:02.752	1:51.290	1:57.348	4:04.757	1:46.065	1:43.023	1:43.837	1:42.620	1:41.506	1:50.017	13:10.896	1:44.835	1:40.457	1:41.179	1:39.707										
127	Cor Euser	2:02.711	1:45.190	1:42.833	1:42.423	1:41.278	1:42.810	1:43.581																		
201	de Borst-de Kleijn	2:30.365	1:54.411	1:46.683	1:45.423	1:45.820	1:56.801	4:47.863	1:44.017	1:42.835	2:21.855	6:46.966	5:09.347													
204	van den Munckhof-Zumbrink	2:11.010	2:06.922	3:22.886	1:45.016	1:43.405	1:51.868	2:02.544	5:43.978	1:42.333	1:42.293	1:41.154	1:42.585	1:42.743	1:53.350	4:41.983	1:42.088	1:41.523	1:40.859							
208	Ted van Vliet	2:10.886	1:48.593	1:46.422	1:46.106	1:54.511	3:08.709	1:45.119	1:45.426	1:45.297	1:45.311	1:54.569	1:45.122	1:44.087	1:43.813	1:45.863	1:45.230	1:47.995	1:44.422	2:08.105						
210	Kosta Kanaroglou	2:30.314	1:55.932	1:49.358	1:47.748	1:46.358	1:44.910	1:45.990	1:56.192	11:43.525	1:44.279	1:43.473	1:43.168	1:44.635	1:45.124	1:45.065	1:43.160									
217	Huisman-van de Griff	2:15.145	1:56.680	1:49.335	1:50.140	1:47.903	1:47.191	1:46.063	1:47.088	1:46.230	1:45.423	1:45.602	1:57.086	4:15.339	1:46.858	1:44.008	1:44.259	1:45.534	1:43.474	1:43.760	1:44.293	1:44.125				
222	van Loon-van Loon	2:10.436	1:53.520	1:50.629	1:56.831	4:37.384	2:03.135	4:28.825	1:54.033	4:16.664	1:45.042	1:44.925	2:13.219													
245	van den Berg-van den Berg	2:11.626	1:52.957	1:49.284	1:46.184	1:43.825	1:42.963	1:44.909	1:56.991	2:31.476	1:42.588	1:54.272	5:08.808	1:46.662	1:45.325	1:45.408	1:48.069	1:45.477	1:44.846	2:00.887						
400	Frank Bedorf	2:24.136	2:04.917	2:01.344	2:17.905	5:08.175	1:55.950	1:54.458	1:53.336	1:53.567	1:52.207	1:53.101	1:52.556	1:54.483	1:53.195	1:52.990	1:54.471	1:53.467	1:54.249	2:14.732						
401	Drost-Bedorf	2:19.867	2:04.505	2:00.991	2:01.359	1:57.102	2:04.178	3:17.230	1:55.887	1:54.534	1:53.474	1:54.135	1:53.494	1:53.474	1:53.124	1:52.809	1:52.774	1:53.727	1:54.517	2:05.610						
403	Rob Nieman	2:18.852	2:00.012	1:54.467	1:51.787	2:01.143	3:01.521	1:50.259	1:48.896	1:58.403	3:39.533	1:50.621	1:49.623	1:49.327	1:50.593	1:56.781	4:27.936	1:50.223	1:48.892							
416	van der Voort-van der Soot	2:36.582	2:08.780	1:57.859	1:57.913	1:55.840	1:53.627	2:05.352	6:28.812	1:55.946	1:53.056	1:52.373	2:12.619	4:45.746	1:50.720	1:50.522	1:51.237	1:50.534								

Superprix Zolder 2017

Supercar Challenge pb Hankook
Sector analyse - Private Testing

14 - 16 July 2017
Zolder - 4000 mtr.

Pos	Nbr	Name / Team name	Sector 1			Sector 2			Sector 3			Theoretical best	Actual best	In
			time	Lap	pos	time	Lap	pos	time	Lap	pos			
1	107	Roger Grouwels	30.744	15	2	34.696	15	1	29.414	15	1	1:34.854	1:34.854	15
2	111	Sluys-Schouten	30.735	7	1	35.321	7	2	29.890	6	3	1:35.946	1:36.305	6
3	123	Bogaerts - van der Aa	30.996	18	3	35.480	10	4	30.223	11	5	1:36.699	1:36.841	16
4	121	Daan Meijer	31.345	11	4	35.400	10	3	30.185	13	4	1:36.930	1:37.158	13
5	113	Edward Grouwels	32.044	15	5	35.921	14	5	29.848	18	2	1:37.813	1:38.033	18
6	126	Jos Jansen	32.136	15	6	36.491	15	6	30.603	9	6	1:39.230	1:39.707	15
7	204	van den Muncckhof-Zumbrink	32.522	17	8	36.941	12	8	31.138	17	7	1:40.601	1:40.859	18
8	104	Marcel van Berlo	32.623	17	10	36.516	14	7	31.182	15	8	1:40.321	1:40.877	14
9	127	Cor Euser	32.578	5	9	37.312	5	9	31.193	6	9	1:41.083	1:41.278	5
10	114	Bob Herber	32.967	16	12	37.775	15	11	31.269	9	10	1:42.011	1:42.237	11
11	245	van den Berg- van den Berg	33.267	10	14	37.384	10	10	31.879	6	12	1:42.530	1:42.588	10
12	201	de Borst-de Kleijn	32.510	10	7	37.907	8	13	31.713	9	11	1:42.130	1:42.835	9
13	210	Kosta Kanaroglou	32.648	12	11	37.952	16	14	31.970	12	13	1:42.570	1:43.160	16
14	217	Huisman-van de Grift	32.994	18	13	37.834	18	12	32.402	19	15	1:43.230	1:43.474	18
15	208	Ted van Vliet	33.319	14	15	37.959	14	15	32.073	15	14	1:43.351	1:43.813	14
16	222	van Loon-van Loon	33.458	11	16	38.208	11	16	32.655	10	16	1:44.321	1:44.925	11
17	112	Ooms-van Engelen	33.746	7	17	38.749	8	17	32.665	7	17	1:45.160	1:45.323	7
18	403	Rob Nieman	35.058	18	18	39.889	14	18	33.421	12	18	1:48.368	1:48.892	18
19	416	van der Voort-van der Sloot	35.740	11	19	40.209	15	19	33.996	14	19	1:49.945	1:50.522	15
20	400	Frank Bedorf	35.828	10	20	41.420	15	21	34.792	10	20	1:52.040	1:52.207	10
21	401	Drost-Bedorf	35.942	16	21	41.214	15	20	35.384	15	21	1:52.540	1:52.774	16

Superprix Zolder 2017

Supercar Challenge pb Hankook
Laps and Sector Times - Private Testing

14 - 16 July 2017
Zolder - 4000 mtr.

104 Marcel van Berlo								Porsche 991 GT3 Cup											
lap	Sect-1	Speed	Sect-2	Speed	Sect-3	Speed	TopSpeed	laptime	pit	lap	Sect-1	Speed	Sect-2	Speed	Sect-3	Speed	Topspeed	laptime	pit
1	Out		52.102		40.086	148.8		2:21.546		11	33.029		36.554		In			1:56.659	P
2	42.681		44.861		37.451	168.2		2:04.993		12	Out		38.430		32.548	201.1		3:51.938	P
3	38.273		40.910		35.827	187.5		1:55.010		13	33.826		37.167		31.288	204.5		1:42.281	
4	35.928		43.469		In			2:06.860	P	14	32.982		<u>36.516</u>		31.379	204.5		<u>1:40.877</u>	
5	Out		40.500		32.690	200.0		6:02.534	P	15	33.266		38.184		<u>31.182</u>	203.4		1:42.632	
6	33.365		38.663		33.428	201.1		1:45.456		16	33.045		37.836		31.359	204.5		1:42.240	
7	33.442		37.309		31.937	204.5		1:42.688		17	<u>32.623</u>		38.094		32.126	202.2		1:42.843	
8	33.649		37.540		31.414	204.5		1:42.603		18	33.851		37.385		31.237	205.7		1:42.473	
9	32.743		37.227		31.557	203.4		1:41.527		19	33.534		36.951		32.229	205.7		1:42.714	
10	34.984		37.095		31.274	205.7		1:43.353		20									

107 Roger Grouwels								Porsche 991 GT3 Cup											
lap	Sect-1	Speed	Sect-2	Speed	Sect-3	Speed	TopSpeed	laptime	pit	lap	Sect-1	Speed	Sect-2	Speed	Sect-3	Speed	Topspeed	laptime	pit
1	Out		49.562		35.597	186.5		2:13.905		9	33.018		37.284		30.134	209.3		1:40.436	
2	35.515		41.538		32.866	206.9		1:49.919		10	31.297		35.535		30.799	208.1		1:37.631	
3	33.483		37.862		30.403	209.3		1:41.748		11	31.350		37.584		In			1:48.159	P
4	32.923		37.415		In			1:48.959	P	12	Out		37.142		29.852	208.1		6:36.673	P
5	Out		37.973		30.950	205.7		7:56.348	P	13	31.139		36.440		31.897	208.1		1:39.476	
6	32.120		36.102		30.135	205.7		1:38.357		14	31.479		34.841		29.667	210.5		1:35.987	
7	33.268		36.221		In			1:47.723	P	15	<u>30.744</u>		<u>34.696</u>		<u>29.414</u>	211.8		<u>1:34.854</u>	
8	Out		42.544		32.213	208.1		3:28.881	P	16									

111 Sluys-Schouten								BMW M4 Silhouette											
lap	Sect-1	Speed	Sect-2	Speed	Sect-3	Speed	TopSpeed	laptime	pit	lap	Sect-1	Speed	Sect-2	Speed	Sect-3	Speed	Topspeed	laptime	pit
1	Out		49.358		36.219	201.1		2:16.096		6	30.888		35.527		<u>29.890</u>	205.7		1:36.305	
2	33.265		37.586		31.349	204.5		1:42.200		7	<u>30.735</u>		<u>35.321</u>		30.324	204.5		1:36.380	
3	31.846		36.302		30.530	203.4		1:38.678		8	30.995		35.365		In			1:45.244	P
4	31.502		35.881		30.006	205.7		1:37.389		9	Out		39.777		In			5:00.884	P
5	30.762		35.508		30.132	205.7		1:36.402		10	Out		37.444		In			6:37.989	P

112 Ooms-van Engelen								Porsche 997 MK1											
lap	Sect-1	Speed	Sect-2	Speed	Sect-3	Speed	TopSpeed	laptime	pit	lap	Sect-1	Speed	Sect-2	Speed	Sect-3	Speed	Topspeed	laptime	pit
1	Out		59.751		43.637	151.9		2:35.112		5	Out		40.768		33.379	197.8		12:29.408	P
2	44.714		48.381		36.736	185.6		2:09.831		6	34.362		39.496		32.983	200.0		1:46.841	
3	37.378		41.489		34.874	200.0		1:53.741		7	<u>33.746</u>		38.912		<u>32.665</u>	198.9		<u>1:45.323</u>	
4	37.078		44.191		In			2:18.647	P	8	34.099		<u>38.749</u>		In			1:54.874	P

113 Edward Grouwels								Porsche 991 GT3 Cup											
lap	Sect-1	Speed	Sect-2	Speed	Sect-3	Speed	TopSpeed	laptime	pit	lap	Sect-1	Speed	Sect-2	Speed	Sect-3	Speed	Topspeed	laptime	pit
1	Out		52.108		36.495	200.0		2:21.758		10	32.264		36.282		30.399	209.3		1:38.945	
2	39.297		41.192		32.040	205.7		1:52.529		11	33.146		36.291		30.815	208.1		1:40.252	
3	36.797		39.623		In			1:58.133	P	12	32.585		37.027		In			1:50.028	P
4	Out		39.273		31.298	205.7		7:28.852	P	13	Out		38.355		31.053	206.9		3:44.769	P
5	34.754		38.605		31.787	205.7		1:45.146		14	32.208		<u>35.921</u>		30.206	209.3		1:38.335	
6	33.151		38.199		32.266	205.7		1:43.616		15	<u>32.044</u>		35.929		30.376	208.1		1:38.349	
7	32.795		36.474		30.380	208.1		1:39.649		16	34.394		37.133		33.790	161.4		1:45.317	
8	32.288		36.198		30.518	205.7		1:39.004		17	38.178		38.580		31.119	206.9		1:47.877	
9	32.225		36.109		30.321	208.1		1:38.655		18	32.227		35.958		<u>29.848</u>	209.3		<u>1:38.033</u>	

114 Bob Herber								BMW M3 F80											
lap	Sect-1	Speed	Sect-2	Speed	Sect-3	Speed	TopSpeed	laptime	pit	lap	Sect-1	Speed	Sect-2	Speed	Sect-3	Speed	Topspeed	laptime	pit
1	Out		49.988		35.124	191.5		2:14.806		10	33.049		38.055		31.445	194.6		1:42.549	
2	37.517		44.893		33.367	192.5		1:55.777		11	33.035		37.916		31.286	195.7		<u>1:42.237</u>	
3	35.351		43.050		33.419	188.5		1:51.820		12	33.496		38.044		In			1:51.068	P
4	34.242		39.429		32.792	190.5		1:46.463		13	Out		38.372		32.095	193.5		3:22.491	P
5	34.137		41.077		In			2:01.523	P	14	33.065		38.057		31.866	191.5		1:42.988	
6	Out		39.461		32.354	191.5		7:06.356	P	15	33.636		<u>37.775</u>		31.701	192.5		1:43.112	
7	33.647		39.941		31.860	193.5		1:45.448		16	<u>32.967</u>		38.088		31.625	193.5		1:42.680	
8	33.089		38.109		31.704	193.5		1:42.902		17	33.486		38.139		31.477	193.5		1:43.102	
9	33.202		38.378		<u>31.262</u>	193.5		1:42.849		18	33.097		37.801		31.632	193.5		1:42.530	

Superprix Zolder 2017

Supercar Challenge pb Hankook
Laps and Sector Times - Private Testing

14 - 16 July 2017
Zolder - 4000 mtr.

121 Daan Meijer								BMW M4 Silhouette											
lap	Sect-1	Speed	Sect-2	Speed	Sect-3	Speed	TopSpeed	laptime	pit	lap	Sect-1	Speed	Sect-2	Speed	Sect-3	Speed	Topspeed	laptime	pit
1	Out		50.182		35.908	197.8		2:16.108		11	<u>31.345</u>		36.051		30.468	205.7		1:37.864	
2	35.918		42.257		45.364	201.1		2:03.539		12	32.473		36.715		30.389	204.5		1:39.577	
3	35.599		39.771		31.804	203.4		1:47.174		13	31.462		35.511		<u>30.185</u>	204.5		<u>1:37.158</u>	
4	32.668		41.630		In			2:00.182 P		14	31.593		36.597		In			1:48.590 P	
5	Out		40.881		31.714	203.4		3:54.372 P		15	Out		35.874		31.025	205.7		4:39.293 P	
6	32.832		37.133		30.221	203.4		1:40.186		16	31.565		36.182		30.755	202.2		1:38.502	
7	32.439		38.095		30.835	203.4		1:41.369		17	32.135		36.863		30.491	204.5		1:39.489	
8	32.293		36.414		30.346	204.5		1:39.053		18	31.714		36.631		30.775	204.5		1:39.120	
9	31.404		35.526		30.414	204.5		1:37.344		19	31.571		36.150		30.500	193.5		1:38.221	
10	31.651		<u>35.400</u>		30.685	204.5		1:37.736		20									

123 Bogaerts-van der Aa								BMW M4 Silhouette											
lap	Sect-1	Speed	Sect-2	Speed	Sect-3	Speed	TopSpeed	laptime	pit	lap	Sect-1	Speed	Sect-2	Speed	Sect-3	Speed	Topspeed	laptime	pit
1	Out		42.827		32.198	198.9		1:59.682		11	31.688		36.134		<u>30.223</u>	201.1		1:38.045	
2	34.081		38.168		30.717	198.9		1:42.966		12	32.467		36.429		In			1:49.933 P	
3	32.113		36.159		30.532	200.0		1:38.804		13	Out		35.878		30.560	204.5		2:34.599 P	
4	31.809		35.930		30.391	202.2		1:38.130		14	31.336		35.571		30.330	203.4		1:37.237	
5	31.725		36.509		30.447	202.2		1:38.681		15	31.388		35.617		30.380	202.2		1:37.385	
6	31.541		36.717		In			1:54.415 P		16	31.044		35.556		30.241	203.4		<u>1:36.841</u>	
7	Out		37.632		30.926	203.4		4:36.789 P		17	31.178		35.565		30.342	202.2		1:37.085	
8	32.126		36.646		30.402	203.4		1:39.174		18	<u>30.996</u>		38.354		31.207	203.4		1:40.557	
9	31.813		36.309		30.476	202.2		1:38.598		19	31.091		35.763		30.610	202.2		1:37.464	
10	31.358		<u>35.480</u>		30.783	202.2		1:37.621		20									

126 Jos Jansen								Porsche 997 Cup											
lap	Sect-1	Speed	Sect-2	Speed	Sect-3	Speed	TopSpeed	laptime	pit	lap	Sect-1	Speed	Sect-2	Speed	Sect-3	Speed	Topspeed	laptime	pit
1	Out		42.905		35.371	203.4		2:02.752		9	33.483		37.420		<u>30.603</u>	208.1		1:41.506	
2	35.218		41.508		34.564	198.9		1:51.290		10	33.415		37.509		In			1:50.017 P	
3	35.081		39.898		In			1:57.348 P		11	Out		40.875		33.285	200.0		13:10.896 P	
4	Out		38.462		32.319	205.7		4:04.757 P		12	34.209		39.573		31.053	206.9		1:44.835	
5	35.074		38.489		32.502	205.7		1:46.065		13	32.474		36.761		31.222	206.9		1:40.457	
6	33.654		38.141		31.228	206.9		1:43.023		14	33.065		36.541		31.573	206.9		1:41.179	
7	33.628		37.753		32.456	202.2		1:43.837		15	<u>32.136</u>		<u>36.491</u>		31.080	206.9		<u>1:39.707</u>	
8	33.632		37.999		30.989	206.9		1:42.620		16									

127 Cor Euser								Marcos Mantis											
lap	Sect-1	Speed	Sect-2	Speed	Sect-3	Speed	TopSpeed	laptime	pit	lap	Sect-1	Speed	Sect-2	Speed	Sect-3	Speed	Topspeed	laptime	pit
1	Out		42.590		33.950	208.1		2:02.711		5	<u>32.578</u>		<u>37.312</u>		31.388	211.8		1:41.278	
2	34.336		38.390		32.464	210.5		1:45.190		6	32.899		38.718		<u>31.193</u>	211.8		1:42.810	
3	32.730		38.460		31.643	211.8		1:42.833		7	32.817		38.627		32.137	211.8		1:43.581	
4	32.609		38.600		31.214	211.8		1:42.423		8									

201 de Borst-de Kleijn								Seat Sport Leon Cup Racer											
lap	Sect-1	Speed	Sect-2	Speed	Sect-3	Speed	TopSpeed	laptime	pit	lap	Sect-1	Speed	Sect-2	Speed	Sect-3	Speed	Topspeed	laptime	pit
1	Out		53.251		39.426	165.9		2:30.365		7	Out		38.185		32.361	191.5		4:47.863 P	
2	37.460		43.618		33.333	190.5		1:54.411		8	34.239		<u>37.907</u>		31.871	190.5		1:44.017	
3	34.465		39.953		32.265	191.5		1:46.683		9	32.985		38.137		<u>31.713</u>	190.5		<u>1:42.835</u>	
4	34.130		39.054		32.239	190.5		1:45.423		10	<u>32.510</u>		53.746		In			2:21.855 P	
5	34.427		39.109		32.284	190.5		1:45.820		11	Out		53.524		In			6:46.966 P	
6	33.260		38.215		In			1:56.801 P		12	Out		41.158		32.483	187.5		5:09.347 P	

204 van den Munckhof-Zumbrink								BMW Z4 Coupe GTR											
lap	Sect-1	Speed	Sect-2	Speed	Sect-3	Speed	TopSpeed	laptime	pit	lap	Sect-1	Speed	Sect-2	Speed	Sect-3	Speed	Topspeed	laptime	pit
1	Out		46.795		36.255	190.5		2:11.010		10	33.120		37.780		31.393	196.7		1:42.293	
2	36.432		42.119		In			2:06.922 P		11	32.685		37.147		31.322	198.9		1:41.154	
3	Out		40.496		32.900	195.7		3:22.886 P		12	32.840		<u>36.941</u>		32.804	197.8		1:42.585	
4	34.028		38.470		32.518	196.7		1:45.016		13	33.431		37.916		31.396	197.8		1:42.743	
5	33.475		38.140		31.790	196.7		1:43.405		14	32.953		38.493		In			1:53.350 P	
6	36.926		40.831		34.111	197.8		1:51.868		15	Out		37.945		31.449	196.7		4:41.983 P	
7	33.242		40.770		In			2:02.544 P		16	32.699		38.098		31.291	195.7		1:42.088	
8	Out		39.439		33.016	196.7		5:43.978 P		17	<u>32.522</u>		37.863		<u>31.138</u>	198.9		1:41.523	
9	33.558		37.430		31.345	195.7		1:42.333		18	32.645		37.035		31.179	198.9		<u>1:40.859</u>	

Superprix Zolder 2017

Supercar Challenge pb Hankook
Laps and Sector Times - Private Testing

14 - 16 July 2017
Zolder - 4000 mtr.

208 Ted van Vliet										BMW E92 V8									
lap	Sect-1	Speed	Sect-2	Speed	Sect-3	Speed	TopSpeed	laptime	pit	lap	Sect-1	Speed	Sect-2	Speed	Sect-3	Speed	Topspeed	laptime	pit
1	Out		47.080		34.322	185.6		2:10.886		11	34.644		41.718		38.207	189.5		1:54.569	
2	35.952		39.717		32.924	190.5		1:48.593		12	34.822		38.177		32.123	189.5		1:45.122	
3	34.182		39.780		32.460	190.5		1:46.422		13	33.515		38.232		32.340	191.5		1:44.087	
4	33.985		39.232		32.889	191.5		1:46.106		14	<u>33.319</u>		<u>37.959</u>		32.535	191.5		<u>1:43.813</u>	
5	34.100		38.466		In			1:54.511 P		15	34.629		39.161		<u>32.073</u>	192.5		1:45.863	
6	Out		39.004		32.430	188.5		3:08.709 P		16	33.950		38.125		33.155	190.5		1:45.230	
7	33.975		38.670		32.474	191.5		1:45.119		17	35.958		39.407		32.630	190.5		1:47.995	
8	34.026		38.591		32.809	191.5		1:45.426		18	33.483		38.052		32.887	190.5		1:44.422	
9	34.771		38.231		32.295	189.5		1:45.297		19	34.395		47.464		In			2:08.105 P	
10	34.208		38.929		32.174	190.5		1:45.311		20									

210 Kosta Kanaroglou										Ginetta G50									
lap	Sect-1	Speed	Sect-2	Speed	Sect-3	Speed	TopSpeed	laptime	pit	lap	Sect-1	Speed	Sect-2	Speed	Sect-3	Speed	Topspeed	laptime	pit
1	Out		54.651		42.094	181.8		2:30.314		9	Out		39.887		32.718	185.6		11:43.529 P	
2	37.863		43.448		34.621	184.6		1:55.932		10	33.196		38.449		32.634	186.5		1:44.279	
3	35.492		40.089		33.777	184.6		1:49.358		11	33.224		38.201		32.048	187.5		1:43.473	
4	34.986		39.543		33.219	184.6		1:47.748		12	<u>32.648</u>		38.550		<u>31.970</u>	187.5		1:43.168	
5	34.801		38.843		32.714	185.6		1:46.358		13	32.651		39.412		32.572	187.5		1:44.635	
6	33.819		38.872		32.219	186.5		1:44.910		14	34.198		38.520		32.406	189.5		1:45.124	
7	33.662		39.223		33.105	186.5		1:45.990		15	33.034		39.628		32.403	188.5		1:45.065	
8	33.342		38.665		In			1:56.192 P		16	32.954		<u>37.952</u>		32.254	187.5		<u>1:43.160</u>	

217 Huisman-van de Grift										Seat Sport Leon Cup Racer									
lap	Sect-1	Speed	Sect-2	Speed	Sect-3	Speed	TopSpeed	laptime	pit	lap	Sect-1	Speed	Sect-2	Speed	Sect-3	Speed	Topspeed	laptime	pit
1	Out		50.045		39.129	177.3		2:15.145		12	34.157		39.055		In			1:57.086 P	
2	40.405		41.270		35.005	185.6		1:56.680		13	Out		40.037		34.050	182.7		4:15.339 P	
3	35.325		40.494		33.516	185.6		1:49.335		14	34.272		39.565		33.021	184.6		1:46.858	
4	35.681		40.520		33.939	185.6		1:50.140		15	33.460		38.125		32.423	185.6		1:44.008	
5	34.868		39.858		33.177	186.5		1:47.903		16	33.345		38.292		32.622	185.6		1:44.259	
6	34.225		39.807		33.159	185.6		1:47.191		17	33.868		39.057		32.609	186.5		1:45.534	
7	34.029		38.983		33.051	186.5		1:46.063		18	<u>32.994</u>		<u>37.834</u>		32.646	182.7		<u>1:43.474</u>	
8	34.999		39.243		32.846	187.5		1:47.088		19	33.292		38.066		<u>32.402</u>	184.6		1:43.760	
9	34.449		38.579		33.202	188.5		1:46.230		20	33.402		38.317		32.574	185.6		1:44.293	
10	34.176		38.572		32.675	188.5		1:45.423		21	33.414		38.033		32.678	183.7		1:44.125	
11	33.828		38.551		33.223	187.5		1:45.602		22									

222 van Loon-van Loon										BMW E46 M3									
lap	Sect-1	Speed	Sect-2	Speed	Sect-3	Speed	TopSpeed	laptime	pit	lap	Sect-1	Speed	Sect-2	Speed	Sect-3	Speed	Topspeed	laptime	pit
1	Out		46.221		38.282	184.6		2:10.436		7	Out		41.072		33.310	183.7		4:28.825 P	
2	37.594		40.755		35.171	184.6		1:53.520		8	34.634		39.206		In			1:54.033 P	
3	36.652		39.796		34.181	187.5		1:50.629		9	Out		40.193		33.033	185.6		4:16.664 P	
4	35.258		39.445		In			1:56.831 P		10	33.864		38.523		<u>32.655</u>	185.6		1:45.042	
5	Out		42.628		33.340	186.5		4:37.384 P		11	<u>33.458</u>		<u>38.208</u>		33.259	184.6		<u>1:44.925</u>	
6	35.215		39.623		In			2:03.135 P		12	33.785		45.860		In			2:13.219 P	

245 van den Berg-van den Berg										BMW									
lap	Sect-1	Speed	Sect-2	Speed	Sect-3	Speed	TopSpeed	laptime	pit	lap	Sect-1	Speed	Sect-2	Speed	Sect-3	Speed	Topspeed	laptime	pit
1	Out		47.829		37.525	185.6		2:11.626		11	35.083		38.015		In			1:54.272 P	
2	36.535		40.166		36.256	174.8		1:52.957		12	Out		42.430		33.634	190.5		5:08.808 P	
3	35.545		39.803		33.936	191.5		1:49.284		13	34.859		39.250		32.553	191.5		1:46.662	
4	33.847		39.210		33.127	191.5		1:46.184		14	34.048		38.257		33.020	189.5		1:45.325	
5	33.533		38.141		32.151	191.5		1:43.825		15	34.211		38.592		32.605	190.5		1:45.408	
6	33.397		37.687		<u>31.879</u>	191.5		1:42.963		16	34.984		39.735		33.350	191.5		1:48.069	
7	33.392		38.427		33.090	194.6		1:44.909		17	34.186		38.624		32.667	189.5		1:45.477	
8	33.424		37.950		In			1:56.991 P		18	34.071		38.177		32.598	191.5		1:44.846	
9	Out		40.150		41.319	193.5		2:31.476 P		19	34.237		39.827		In			2:00.887 P	
10	<u>33.267</u>		<u>37.384</u>		31.937	192.5		<u>1:42.588</u>		20									

400 Frank Bedorf										Renault Clio RS 2.0 16V									
lap	Sect-1	Speed	Sect-2	Speed	Sect-3	Speed	TopSpeed	laptime	pit	lap	Sect-1	Speed	Sect-2	Speed	Sect-3	Speed	Topspeed	laptime	pit
1	Out		52.595		40.183	162.9		2:24.136		11	36.135		41.550		35.416	169.0		1:53.101	

Superprix Zolder 2017

Supercar Challenge pb Hankook Laps and Sector Times - Private Testing

14 - 16 July 2017
Zolder - 4000 mtr.

2	41.994	45.679	37.244	165.9	2:04.917	12	36.034	41.451	35.071	167.4	1:52.556
3	39.803	45.135	36.406	168.2	2:01.344	13	36.370	42.899	35.214	166.7	1:54.483
4	39.354	47.186	In		2:17.905 P	14	35.936	42.271	34.988	166.7	1:53.195
5	Out	45.066	36.217	166.7	5:08.175 P	15	36.032	<u>41.420</u>	35.538	169.0	1:52.990
6	37.932	42.853	35.165	168.2	1:55.950	16	36.675	41.893	35.903	166.7	1:54.471
7	36.580	42.705	35.173	168.2	1:54.458	17	36.113	42.189	35.165	167.4	1:53.467
8	36.364	41.892	35.080	167.4	1:53.336	18	36.283	42.248	35.718	166.7	1:54.249
9	36.274	42.149	35.144	166.7	1:53.567	19	36.912	42.486	In		2:14.732 P
10	<u>35.828</u>	41.587	<u>34.792</u>	168.2	<u>1:52.207</u>	20					

401 Drost-Bedorf										Renault Clio RS 2.0 16V									
lap	Sect-1	Speed	Sect-2	Speed	Sect-3	Speed	TopSpeed	laptime	pit	lap	Sect-1	Speed	Sect-2	Speed	Sect-3	Speed	Topspeed	laptime	pit
1	Out		49.524		39.490	162.9		2:19.867		11	37.252		41.373		35.510	164.4		1:54.135	
2	41.641		45.072		37.792	162.9		2:04.505		12	36.276		41.794		35.424	165.1		1:53.494	
3	39.896		44.107		36.988	163.6		2:00.991		13	36.413		41.662		35.399	164.4		1:53.474	
4	39.740		44.332		37.287	162.2		2:01.359		14	36.187		41.237		35.700	163.6		1:53.124	
5	38.087		42.787		36.228	162.9		1:57.102		15	36.211		<u>41.214</u>		<u>35.384</u>	165.1		1:52.809	
6	37.059		42.320		In			2:04.178 P		16	<u>35.942</u>		41.339		35.493	165.9		<u>1:52.774</u>	
7	Out		45.396		35.881	164.4		3:17.230 P		17	36.009		41.483		36.235	164.4		1:53.727	
8	36.950		42.226		36.711	165.1		1:55.887		18	37.113		41.753		35.651	164.4		1:54.517	
9	37.196		41.801		35.537	165.9		1:54.534		19	37.316		42.701		In			2:05.610 P	
10	36.246		41.743		35.485	165.1		1:53.474		20									

403 Rob Nieman										Renault Clio RS 2.0 16V									
lap	Sect-1	Speed	Sect-2	Speed	Sect-3	Speed	TopSpeed	laptime	pit	lap	Sect-1	Speed	Sect-2	Speed	Sect-3	Speed	Topspeed	laptime	pit
1	Out		49.058		39.592	162.2		2:18.852		10	Out		43.572		34.379	176.5		3:39.533 P	
2	40.667		43.945		35.400	171.4		2:00.012		11	35.987		40.393		34.241	177.3		1:50.621	
3	37.210		42.625		34.632	175.6		1:54.467		12	35.757		40.445		<u>33.421</u>	177.3		1:49.623	
4	36.346		40.947		34.494	174.8		1:51.787		13	35.276		40.164		33.887	176.5		1:49.327	
5	37.672		41.024		In			2:01.143 P		14	35.242		<u>39.889</u>		35.462	175.6		1:50.593	
6	Out		40.942		34.124	178.2		3:01.521 P		15	35.385		40.690		In			1:56.781 P	
7	35.615		40.878		33.766	175.6		1:50.259		16	Out		41.391		34.229	175.6		4:27.936 P	
8	35.327		39.906		33.663	176.5		1:48.896		17	35.375		40.446		34.402	176.5		1:50.223	
9	35.361		41.753		In			1:58.403 P		18	<u>35.058</u>		40.070		33.764	177.3		<u>1:48.892</u>	

416 van der Voort-van der Sloot										Alfa 147									
lap	Sect-1	Speed	Sect-2	Speed	Sect-3	Speed	TopSpeed	laptime	pit	lap	Sect-1	Speed	Sect-2	Speed	Sect-3	Speed	Topspeed	laptime	pit
1	Out		55.421		47.143	120.8		2:36.582		10	36.696		41.310		35.050	170.6		1:53.056	
2	43.680		46.912		38.188	168.2		2:08.780		11	<u>35.740</u>		41.861		34.772	166.7		1:52.373	
3	39.133		43.065		35.661	169.0		1:57.859		12	36.260		45.044		In			2:12.619 P	
4	36.990		45.379		35.544	169.0		1:57.913		13	Out		42.967		34.807	171.4		4:45.746 P	
5	37.701		42.507		35.632	170.6		1:55.840		14	36.430		40.294		<u>33.996</u>	169.8		1:50.720	
6	36.625		42.020		34.982	169.8		1:53.627		15	35.980		<u>40.209</u>		34.333	172.2		<u>1:50.522</u>	
7	36.329		42.431		In			2:05.352 P		16	36.679		40.469		34.089	173.1		1:51.237	
8	Out		50.864		39.055	165.9		6:28.812 P		17	36.038		40.354		34.142	171.4		1:50.534	
9	37.979		42.661		35.306	169.8		1:55.946		18									

Superprix Zolder 2017

Heat name : Supercar Challenge pb Hankook - Private Testing
 Heat Date : 14 July 2017
 Weather :
 CIRCUITNAME : Zolder - 4000 mtr.

Participants Started	: 21	Participants Classified	: 21
Participants Finished	: 12	Participants Not Classified	: 10
Participants Not Finished	: 9		

Green flag at	: 09:05:00	Heat recording start time	: 08:39:28
Finish flag waved at	: 09:45:00	Heat recording end time	: 09:48:23
Total time under Green	: 40:00	Total of All Laps in Heat	: 338
Number of cautions	: 0	Total time under Yellow	: 00:00:00
Number of code-60's	: 0	Total time under Code-60	: 00:00:00

Summary of winners per class

Nbr	Name / Team name	Car	Cls	Fastest Laptime	In	Avg. Speed	Laps	Race Time
-----	------------------	-----	-----	--------------------	----	---------------	------	-----------

Best Lap time history during the Heat

#	Nbr	lap time	in lap	Name	Car	time of day
1	245	1:52.957	2	van den Berg-van den Berg	BMW	09:09:23
2	126	1:51.290	2	Jos Jansen	Porsche 997 Cup	09:09:45
3	107	1:49.919	2	Roger Grouwels	Porsche 991 GT3 Cup	09:11:03
4	245	1:49.284	3	van den Berg-van den Berg	BMW	09:11:13
5	127	1:45.190	2	Cor Euser	Marcos Mantis	09:11:14
6	107	1:41.748	3	Roger Grouwels	Porsche 991 GT3 Cup	09:12:45
7	111	1:38.678	3	Sluys-Schouten	BMW M4 Silhouette	09:14:33
8	111	1:37.389	4	Sluys-Schouten	BMW M4 Silhouette	09:16:10
9	111	1:36.402	5	Sluys-Schouten	BMW M4 Silhouette	09:17:47
10	111	1:36.305	6	Sluys-Schouten	BMW M4 Silhouette	09:19:23
11	107	1:35.987	14	Roger Grouwels	Porsche 991 GT3 Cup	09:44:23
12	107	1:34.854	15	Roger Grouwels	Porsche 991 GT3 Cup	09:45:58

Summary of best laptimes per class

Nbr	Name / Team name	Car	Cls	Fastest Laptime	In	Speed
107	Roger Grouwels	Porsche 991 GT3 Cup	GT	1:34.854	15	151.81
204	van den Munckhof-Zumbrink	BMW Z4 Coupe GTR	SS1	1:40.859	18	142.77
403	Rob Nieman	Renault Clio RS 2.0 16V	S	1:48.892	18	132.24

Superprix Zolder 2017

Supercar Challenge pb Hankook
Result of Free Practice

14 - 16 July 2017
Zolder - 4000 mtr.

Pos	Nbr	Name / Entrant	Car	Cls	PlC	Fastest	In	Gap	Diff	Laps	Km/h
1	107	Roger Grouwels Team Raceart	Porsche 991 GT3 Cup	GT	1	1:35.893	5			22	150.17
2	111	Sluys-Schouten JR Motorsport	BMW M4 Silhouette	GT	2	1:36.654	11	0.761	0.761	12	148.99
3	121	Daan Meijer JR Motorsport	BMW M4 Silhouette	GT	3	1:37.354	8	1.461	0.700	18	147.91
4	113	Edward Grouwels Team Raceart	Porsche 991 GT3 Cup	GT	4	1:37.415	14	1.522	0.061	16	147.82
5	123	Bogaerts-van der Aa SDW Shipping by JR Motorsport	BMW M4 Silhouette	GT	5	1:37.793	12	1.900	0.378	16	147.25
6	126	Jos Jansen JJ Racing	Porsche 997 Cup	GT	6	1:38.280	11	2.387	0.487	21	146.52
7	204	van den Munckhof-Zumbrink Munckhof Racing	BMW Z4 Coupe GTR	SS1	1	1:39.310	10	3.417	1.030	14	145.00
8	152	John de Wilde Speedlover	Porsche 991 GT3 Cup	GT	7	1:39.425	15	3.532	0.115	23	144.83
9	104	Marcel van Berlo Van de Pas Racing	Porsche 991 GT3 Cup	GT	8	1:39.452	8	3.559	0.027	21	144.79
10	114	Bob Herber JR Motorsport	BMW M3 F80	GT	9	1:39.627	11	3.734	0.175	17	144.54
11	112	Ooms-van Engelen United Motorsports	Porsche 997 MK1	GT	10	1:40.710	15	4.817	1.083	17	142.98
12	210	Kosta Kanaroglou E2P Racing	Ginetta G50	SS1	2	1:40.796	7	4.903	0.086	17	142.86
13	226	Lemmens-Bartels RMR Racing	KTM X Bow	SS1	3	1:40.981	3	5.088	0.185	9	142.60
14	208	Ted van Vliet JR Motorsport	BMW E92 V8	SS1	4	1:41.472	18	5.579	0.491	18	141.91
15	245	van den Berg-van den Berg Harders Plaza	BMW	SS1	5	1:41.726	7	5.833	0.254	19	141.56
16	259	van de Maat-Schreurs BS Racing Team	BMW E46 GTR	SS1	6	1:42.229	12	6.336	0.503	19	140.86
17	64	DK Racing Autostal Duindistel	VW Golf TCR	TCR	1	1:42.739	16	6.846	0.510	17	140.16
18	222	van Loon-van Loon Blueberry Racing	BMW E46 M3	SS1	7	1:43.852	8	7.959	1.113	10	138.66
19	228	Verhagen-Colembie JR Motorsport	BMW M3 E46 3.2	SS1	8	1:43.923	20	8.030	0.071	21	138.56
20	217	Huisman-van de Grift Ferry Monster Motorsport	Seat Sport Leon Cup Racer	SS1	9	1:44.015	9	8.122	0.092	24	138.44
21	299	Rick Renmans JR Motorsport	BMW GTR	SS1	10	1:44.907	15	9.014	0.892	22	137.26
22	403	Rob Nieman Spirit Racing	Renault Clio RS 2.0 16V	S	1	1:49.311	5	13.418	4.404	14	131.73
23	416	van der Voort-van der Sloot Kustlicht	Alfa 147	S	2	1:49.346	9	13.453	0.035	20	131.69
24	405	Wisselink-Rutgers Bronckhorst Car Racing	BMW Zilhouette 2.0	S	3	1:51.013	6	15.120	1.667	15	129.71
25	402	Voet-van den Broeck Traxx Racing Team	Peugeot RCZ Cup	S	4	1:51.609	4	15.716	0.596	19	129.02
26	401	Drost-Bedorf Spirit Racing	Renault Clio RS 2.0 16V	S	5	1:52.763	16	16.870	1.154	21	127.70



Fastest time : 1:35.893 in lap 5 by nbr. 107 : Roger Grouwels(Roger Grouwels) (Porsche 991 GT3 Cup)

Publication-time

Results: raceresults.nu

Timekeeping by : RSTime by Timeservice.nl

Time Printed : 14-07-2017 - 13:53

Race Director	Steward	Timekeeper	 Floortje Snoek	
	Bobbe Veldkamp			
Page 1 of 1				

Superprix Zolder 2017

Supercar Challenge pb Hankook
Result of Free Practice

14 - 16 July 2017
Zolder - 4000 mtr.

GT Division 3.4 Kilo per HP driver included

Pos	Nbr	Name / Entrant	Car	Fastest	In	Gap	Diff	Laps	Km/h
1	107	Roger Grouwels Team Raceart	Porsche 991 GT3 Cup	1:35.893	5			22	150.17
2	111	Sluys-Schouten JR Motorsport	BMW M4 Silhouette	1:36.654	11	0.761	0.761	12	148.99
3	121	Daan Meijer JR Motorsport	BMW M4 Silhouette	1:37.354	8	1.461	0.700	18	147.91
4	113	Edward Grouwels Team Raceart	Porsche 991 GT3 Cup	1:37.415	14	1.522	0.061	16	147.82
5	123	Bogaerts-van der Aa SDW Shipping by JR Motorsport	BMW M4 Silhouette	1:37.793	12	1.900	0.378	16	147.25
6	126	Jos Jansen JJ Racing	Porsche 997 C up	1:38.280	11	2.387	0.487	21	146.52
7	152	John de Wilde Speedlover	Porsche 991 GT3 Cup	1:39.425	15	3.532	1.145	23	144.83
8	104	Marcel van Berlo Van de Pas Racing	Porsche 991 GT3 Cup	1:39.452	8	3.559	0.027	21	144.79
9	114	Bob Herber JR Motorsport	BMW M3 F80	1:39.627	11	3.734	0.175	17	144.54
10	112	Ooms-van Engelen United Motorsports	Porsche 997 MK1	1:40.710	15	4.817	1.083	17	142.98

Supersport 1 Division Min 4.1 Kg per HP driver included

Pos	Nbr	Name / Entrant	Car	Fastest	In	Gap	Diff	Laps	Km/h
1	204	van den Munckhof-Zumbrink Munckhof Racing	BMW Z4 Coupe GTR	1:39.310	10			14	145.00
2	210	Kosta Kanaroglou E2P Racing	Ginetta G50	1:40.796	7	1.486	1.486	17	142.86
3	226	Lemmens-Bartels RMR Racing	KTM X Bow	1:40.981	3	1.671	0.185	9	142.60
4	208	Ted van Vliet JR Motorsport	BMW E92 V8	1:41.472	18	2.162	0.491	18	141.91
5	245	van den Berg-van den Berg Harders Plaza	BMW	1:41.726	7	2.416	0.254	19	141.56
6	259	van de Maat-Schreurs BS Racing Team	BMW E46 GTR	1:42.229	12	2.919	0.503	19	140.86
7	222	van Loon-van Loon Blueberry Racing	BMW E46 M3	1:43.852	8	4.542	1.623	10	138.66
8	228	Verhagen-Colembie JR Motorsport	BMW M3 E46 3.2	1:43.923	20	4.613	0.071	21	138.56
9	217	Huisman-van de Grift Ferry Monster Motorsport	Seat Sport Leon Cup Racer	1:44.015	9	4.705	0.092	24	138.44
10	299	Rick Renmans JR Motorsport	BMW GTR	1:44.907	15	5.597	0.892	22	137.26



Fastest time : 1:35.893 in lap 5 by nbr. 107 : Roger Grouwels(Roger Grouwels) (Porsche 991 GT3 Cup)

Publication-time

Results: raceresults.nu

Timekeeping by : RSTime by Timeservice.nl

Time Printed : 14-07-2017 - 13:53

Race Director	Steward	Timekeeper	
Bobbe V eldkamp		 Floortje Snoek	
Page 1 of 2			

Superprix Zolder 2017

Supercar Challenge pb Hankook
Result of Free Practice

14 - 16 July 2017
Zolder - 4000 mtr.

Sport Division Min 5.6 Kg per HP (driver included) max. 2.500 CC turbo x 1.5

Pos	Nbr	Name / Entrant	Car	Fastest	In	Gap	Diff	Laps	Km/h
1	403	Rob Nieman Spirit Racing	Renault Clio RS 2.0 16V	1:49.311	5			14	131.73
2	416	van der Voort-van der Sloot Kustlicht	Alfa 147	1:49.346	9	0.035	0.035	20	131.69
3	405	Wisselink-Rutgers Bronckhorst Car Racing	BMW Zilhouette 2.0	1:51.013	6	1.702	1.667	15	129.71
4	402	Voet-van den Broeck Traxx Racing Team	Peugeot RCZ Cup	1:51.609	4	2.298	0.596	19	129.02
5	401	Drost-Bedorf Spirit Racing	Renault Clio RS 2.0 16V	1:52.763	16	3.452	1.154	21	127.70

TCR Benelux Test

Pos	Nbr	Name / Entrant	Car	Fastest	In	Gap	Diff	Laps	Km/h
1	64	DK Racing Autostal Duindistel	VW Golf TCR	1:42.739	16			17	140.16

Fastest time : 1:35.893 in lap 5 by nbr. 107 : Roger Grouwels (Roger Grouwels) (Porsche 991 GT3 Cup)

Publication-time

Results: raceresults.nu

Timekeeping by : RSTime by Timeservice.nl

Time Printed : 14-07-2017 - 13:53

Race Director

Steward

Timekeeper

Bobbe V eldkamp

Floortje Snoek



Superprix Zolder 2017

Supercar Challenge pb Hankook
Laptimes - Free Practice

14 - 16 July 2017
Zolder - 4000 mtr.

Nbr	Name	Laps	lap	Lap ..1	Lap ..2	Lap ..3	Lap ..4	Lap ..5	Lap ..6	Lap ..7	Lap ..8	Lap ..9	Lap ..0
107	Roger Grouw els	22	1 - 10	1:55.270	1:40.041	1:36.628	1:36.669	1:35.893	1:39.136	1:38.331	1:41.462	1:36.307	1:49.468
			11 - 20	4:20.814	1:36.669	1:36.154	1:36.652	1:37.702	1:40.527	1:49.496	5:22.117	1:41.317	1:42.716
			21 - 30	1:37.567	1:45.013								
111	Sluys-Schouten	12	1 - 10	1:58.580	1:42.141	1:39.676	1:38.571	1:37.734	1:36.851	1:53.541	14:27.104	1:38.175	1:37.290
			11 - 20	1:36.654	1:54.131								
121	Daan Meijer	18	1 - 10	1:57.433	2:01.836	3:59.847	1:39.140	1:38.611	1:38.332	1:38.153	1:37.354	1:39.544	1:39.097
			11 - 20	1:40.640	1:38.859	1:38.160	1:52.397	6:16.750	1:37.863	1:39.394	1:38.089		
113	Edw ard Grouw els	16	1 - 10	2:15.675	1:51.924	1:40.066	1:39.609	1:39.647	1:39.404	1:38.690	1:38.944	1:51.727	3:38.311
			11 - 20	1:39.004	1:39.295	1:37.543	1:37.415	1:38.065	1:47.448				
123	Bogaerts-van der Aa	16	1 - 10	1:53.505	1:40.576	1:38.579	1:42.227	1:40.340	1:39.742	1:39.742	1:39.056	1:40.240	1:39.115
			11 - 20	1:38.593	1:37.793	1:50.164	4:13.275	1:40.045	1:55.653				
126	Jos Jansen	21	1 - 10	2:16.544	1:51.802	1:52.251	1:44.700	1:43.961	1:39.878	1:40.220	1:48.728	3:10.368	1:38.950
			11 - 20	1:38.280	1:41.446	1:39.151	1:47.642	5:10.679	1:39.108	1:38.990	1:40.477	1:40.582	1:38.867
			21 - 30	1:41.105									
204	van den Munckhof-Zumbrink	14	1 - 10	2:07.661	1:47.076	1:41.918	1:42.448	1:40.431	1:39.873	1:52.397	4:39.056	1:40.395	1:39.310
			11 - 20	1:58.655	4:39.182	1:42.449	1:40.350						
152	John de Wilde	23	1 - 10	2:06.560	1:46.186	1:43.731	1:42.058	1:43.268	1:49.556	5:00.074	1:40.952	1:41.601	1:39.812
			11 - 20	1:40.567	1:39.909	1:39.757	1:41.204	1:39.425	1:40.486	1:40.759	1:41.842	1:47.411	3:43.850
			21 - 30	1:40.134	1:39.504	1:39.886							
104	Marcel van Berlo	21	1 - 10	2:06.354	1:44.114	1:41.450	1:42.750	1:40.076	1:40.123	1:39.616	1:39.452	1:40.775	1:39.844
			11 - 20	1:41.134	1:57.016	3:08.245	1:42.892	1:40.811	1:41.985	1:42.044	1:41.473	1:40.772	1:42.170
			21 - 30	1:59.503									
114	Bob Herber	17	1 - 10	1:56.054	1:43.200	1:40.247	1:41.895	1:40.584	1:41.825	1:55.197	5:20.116	1:50.472	4:04.795
			11 - 20	1:39.627	1:40.639	1:40.948	1:41.235	1:40.472	1:41.046	1:56.382			
112	Ooms-van Engelen	17	1 - 10	2:03.111	1:45.937	1:44.605	1:57.705	8:39.767	1:53.079	1:47.702	1:48.534	1:46.593	1:45.102
			11 - 20	1:47.686	1:59.711	4:07.265	1:41.111	1:40.710	1:41.564	1:51.967			
210	Kosta Kanaroglou	17	1 - 10	2:20.080	1:57.689	1:47.634	1:42.775	1:42.630	1:43.181	1:40.796	1:57.802	4:37.410	1:44.132
			11 - 20	1:41.804	1:42.171	1:54.564	1:44.525	1:41.426	1:42.047	1:54.003			
226	Lemmens-Bartels	9	1 - 10	2:08.777	1:47.476	1:40.981	1:41.699	1:53.976	7:36.334	1:43.618	1:42.021	2:36.387	
208	Ted van Vliet	18	1 - 10	2:04.406	1:44.817	1:44.139	1:44.598	1:44.253	2:00.733	3:07.383	1:45.138	1:45.538	1:44.036
			11 - 20	1:46.697	1:44.706	2:00.005	4:13.127	1:42.193	1:43.295	1:41.814	1:41.472		
245	van den Berg-van den Berg	19	1 - 10	3:20.103	8:44.844	1:44.327	1:42.644	1:45.541	1:42.414	1:41.726	2:00.671	1:41.901	1:55.046
			11 - 20	1:51.199	4:55.324	1:44.709	1:44.039	1:46.268	1:46.071	1:43.594	1:43.926	2:02.947	
259	van de Maat-Schreurs	19	1 - 10	2:20.714	1:48.752	1:43.765	1:52.859	3:14.044	1:42.316	1:46.076	1:58.252	6:50.023	1:42.925
			11 - 20	1:43.343	1:42.229	1:43.024	2:05.444	4:20.327	3:18.772	1:53.544	1:49.552	1:48.834	
64	DK Racing	17	1 - 10	2:05.581	1:49.539	1:48.944	1:43.985	1:44.615	1:43.454	1:43.504	1:45.485	1:43.320	1:59.122
			11 - 20	6:42.764	1:44.112	1:44.313	1:43.688	1:43.969	1:42.739	2:06.623			
222	van Loon-van Loon	10	1 - 10	2:10.081	1:49.976	1:47.179	1:45.600	1:47.387	2:01.071	4:34.226	1:43.852	1:44.458	1:55.822
228	Verhagen-Colembie	21	1 - 10	2:05.691	1:49.805	1:50.413	1:48.325	1:47.950	1:46.064	1:45.923	1:46.303	1:45.293	1:46.742

Superprix Zolder 2017

Supercar Challenge pb Hankook
Laptimes - Free Practice

14 - 16 July 2017
Zolder - 4000 mtr.

Nbr	Name	Laps	lap	Lap ..1	Lap ..2	Lap ..3	Lap ..4	Lap ..5	Lap ..6	Lap ..7	Lap ..8	Lap ..9	Lap ..0
			11 - 20	1:44.824	1:46.952	1:46.149	1:44.525	1:46.805	1:44.653	1:45.911	1:48.570	1:44.777	1:43.923
			21 - 30	1:46.848									
217	Huisman-van de Grift	24	1 - 10	2:13.135	1:59.349	1:53.526	1:45.464	1:44.408	1:46.771	1:46.362	1:53.456	1:44.015	1:53.601
			11 - 20	3:06.297	1:46.319	1:45.305	1:45.574	1:45.832	1:46.882	1:46.716	1:46.390	1:46.743	1:46.099
			21 - 30	1:46.951	1:47.502	1:46.383	1:46.435						
299	Rick Renmans	22	1 - 10	2:13.447	1:49.524	1:49.750	1:48.252	1:46.919	1:46.415	1:45.605	1:47.428	1:46.589	1:44.949
			11 - 20	1:45.047	2:05.390	1:46.434	1:47.714	1:44.907	1:45.867	1:45.550	1:45.207	1:45.428	1:46.210
			21 - 30	1:45.393	1:45.485								
403	Rob Nieman	14	1 - 10	2:16.179	1:56.091	1:52.618	1:50.462	1:49.311	1:49.578	1:50.840	1:49.914	2:01.389	4:17.338
			11 - 20	1:50.413	1:50.199	1:50.622	1:59.557						
416	van der Voort-van der Sloot	20	1 - 10	2:14.012	1:57.303	1:53.224	1:52.019	2:01.128	4:30.674	1:50.057	1:50.485	1:49.346	1:58.749
			11 - 20	5:03.096	1:57.794	1:55.054	1:53.937	2:02.421	1:54.761	1:53.764	2:02.280	1:53.585	2:19.873
405	Wisselink-Rutgers	15	1 - 10	2:39.065	2:55.606	1:53.582	1:52.464	1:59.029	1:51.013	1:51.601	2:02.282	6:54.255	1:53.706
			11 - 20	1:52.474	1:54.175	2:06.433	3:50.592	2:13.153					
402	Voet-van den Broeck	19	1 - 10	2:10.695	1:56.519	1:55.331	1:51.609	1:51.785	1:53.057	1:51.868	2:03.476	6:11.290	1:55.553
			11 - 20	1:57.033	1:53.977	1:54.410	1:53.551	1:54.042	2:04.147	1:52.778	1:52.191	1:52.222	
401	Drost-Bedorf	21	1 - 10	2:22.061	2:00.053	1:55.158	1:53.241	1:53.036	1:58.328	2:00.378	2:09.999	3:47.534	1:52.908
			11 - 20	2:08.884	3:40.829	1:53.078	1:53.505	1:53.714	1:52.763	1:53.671	1:53.513	1:55.043	1:53.427
			21 - 30	2:04.694									

Superprix Zolder 2017

Supercar Challenge pb Hankook
Sector analyse - Free Practice

14 - 16 July 2017
Zolder - 4000 mtr.

Pos	Nbr	Name / Team name	Sector 1			Sector 2			Sector 3			Theoretical best	Actual best	In
			time	Lap	pos	time	Lap	pos	time	Lap	pos			
1	107	Roger Grouwels	31.143	13	3	34.915	5	1	29.568	3	1	1:35.626	1:35.893	5
2	111	Sluys-Schouten	31.087	12	1	35.304	12	2	30.006	11	3	1:36.397	1:36.654	11
3	121	Daan Meijer	31.131	8	2	35.777	16	5	30.098	8	4	1:37.006	1:37.354	8
4	113	Edward Grouwels	31.592	14	5	35.802	13	6	29.954	13	2	1:37.348	1:37.415	14
5	123	Bogaerts-van der Aa	31.387	11	4	35.750	12	4	30.581	12	6	1:37.718	1:37.793	12
6	126	Jos Jansen	31.809	11	6	35.718	11	3	30.532	16	5	1:38.059	1:38.280	11
7	204	van den Muncckhof-Zumbrink	32.077	10	9	36.309	10	7	30.924	10	10	1:39.310	1:39.310	10
8	152	John de Wilde	31.920	17	7	36.437	15	9	30.667	12	8	1:39.024	1:39.425	15
9	104	Marcel van Berlo	32.083	9	10	36.310	7	8	30.648	5	7	1:39.041	1:39.452	8
10	114	Bob Herber	31.983	11	8	36.670	11	10	30.804	3	9	1:39.457	1:39.627	11
11	112	Ooms-van Engelen	32.361	15	12	36.988	15	13	31.213	14	12	1:40.562	1:40.710	15
12	210	Kosta Kanaroglou	32.133	16	11	36.831	12	11	31.490	7	14	1:40.454	1:40.796	7
13	226	Lemmens-Bartels	32.392	4	13	37.013	3	14	30.980	3	11	1:40.385	1:40.981	3
14	208	Ted van Vliet	32.584	16	14	36.895	17	12	31.611	15	16	1:41.090	1:41.472	18
15	245	van den Berg-van den Berg	32.995	7	16	37.061	7	15	31.556	9	15	1:41.612	1:41.726	7
16	259	van de Maat-Schreurs	32.694	12	15	37.291	7	16	31.450	5	13	1:41.435	1:42.229	12
17	64	DK Racing	33.057	17	17	37.426	16	17	32.061	7	17	1:42.544	1:42.739	16
18	222	van Loon-van Loon	33.226	9	19	38.038	8	20	32.111	8	18	1:43.375	1:43.852	8
19	228	Verhagen-Colembie	33.568	21	21	37.884	19	18	32.249	16	19	1:43.701	1:43.923	20
20	217	Huisman-van de Griff	33.112	10	18	37.943	9	19	32.736	5	21	1:43.791	1:44.015	9
21	299	Rick Renmans	33.505	22	20	38.466	18	21	32.252	15	20	1:44.223	1:44.907	15
22	403	Rob Nieman	35.232	12	22	40.038	5	23	33.835	6	22	1:49.105	1:49.311	5
23	416	van der Voort-van der Sloot	35.273	8	23	39.822	9	22	34.056	8	23	1:49.151	1:49.346	9
24	405	Wisselink-Rutgers	35.762	6	25	40.464	7	24	34.541	6	25	1:50.767	1:51.013	6
25	402	Voet-van den Broeck	35.684	6	24	40.601	18	25	34.349	7	24	1:50.634	1:51.609	4
26	401	Drost-Bedorf	36.095	5	26	40.832	17	26	35.144	13	26	1:52.071	1:52.763	16

Superprix Zolder 2017

Supercar Challenge pb Hankook
Laps and Sector Times - Free Practice

14 - 16 July 2017
Zolder - 4000 mtr.

64 DK Racing								VW Golf TCR											
lap	Sect-1	Speed	Sect-2	Speed	Sect-3	Speed	TopSpeed	laptime	pit	lap	Sect-1	Speed	Sect-2	Speed	Sect-3	Speed	Topspeed	laptime	pit
1	Out		47.800		34.897	186.5		2:05.581		10	33.143		39.429		In			1:59.122	P
2	34.641		41.663		33.235	188.5		1:49.539		11	Out		39.325		33.286	187.5		6:42.764	P
3	33.800		41.412		33.732	189.5		1:48.944		12	33.671		38.053		32.388	187.5		1:44.112	
4	33.795		37.799		32.391	190.5		1:43.985		13	33.925		37.917		32.471	186.5		1:44.313	
5	33.520		38.683		32.412	188.5		1:44.615		14	33.085		37.905		32.698	187.5		1:43.688	
6	33.295		37.965		32.194	190.5		1:43.454		15	33.390		37.957		32.622	187.5		1:43.969	
7	33.526		37.917		<u>32.061</u>	189.5		1:43.504		16	33.151		<u>37.426</u>		32.162	187.5		<u>1:42.739</u>	
8	34.242		38.085		33.158	188.5		1:45.485		17	<u>33.057</u>		44.189		In			2:06.623	P
9	33.313		37.755		32.252	189.5		1:43.320		18									

104 Marcel van Berlo								Porsche 991 GT3 Cup											
lap	Sect-1	Speed	Sect-2	Speed	Sect-3	Speed	TopSpeed	laptime	pit	lap	Sect-1	Speed	Sect-2	Speed	Sect-3	Speed	Topspeed	laptime	pit
1	Out		46.948		34.885	200.0		2:06.354		12	32.750		37.731		In			1:57.016	P
2	33.834		37.918		32.362	205.7		1:44.114		13	Out		37.155		31.672	204.5		3:08.245	P
3	32.985		37.321		31.144	205.7		1:41.450		14	33.342		38.070		31.480	205.7		1:42.892	
4	32.727		38.419		31.604	204.5		1:42.750		15	32.534		36.470		31.807	205.7		1:40.811	
5	32.531		36.897		<u>30.648</u>	205.7		1:40.076		16	32.397		37.117		32.471	203.4		1:41.985	
6	32.834		36.444		30.845	203.4		1:40.123		17	34.231		36.609		31.204	204.5		1:42.044	
7	32.243		<u>36.310</u>		31.063	204.5		1:39.616		18	32.730		37.267		31.476	204.5		1:41.473	
8	32.310		36.354		30.788	204.5		<u>1:39.452</u>		19	32.702		36.651		31.419	202.2		1:40.772	
9	<u>32.083</u>		37.439		31.253	205.7		1:40.775		20	32.723		37.922		31.525	202.2		1:42.170	
10	32.359		36.477		31.008	205.7		1:39.844		21	32.711		39.081		In			1:59.503	P
11	32.459		37.154		31.521	204.5		1:41.134		22									

107 Roger Grouwels								Porsche 991 GT3 Cup											
lap	Sect-1	Speed	Sect-2	Speed	Sect-3	Speed	TopSpeed	laptime	pit	lap	Sect-1	Speed	Sect-2	Speed	Sect-3	Speed	Topspeed	laptime	pit
1	Out		39.825		31.223	205.7		1:55.270		12	31.600		35.253		29.816	210.5		1:36.669	
2	32.358		37.675		30.008	208.1		1:40.041		13	<u>31.143</u>		35.229		29.782	208.1		1:36.154	
3	31.485		35.575		<u>29.568</u>	209.3		1:36.628		14	31.209		35.357		30.086	209.3		1:36.652	
4	31.724		35.277		29.668	209.3		1:36.669		15	31.332		35.705		30.665	211.8		1:37.702	
5	31.192		<u>34.915</u>		29.786	209.3		<u>1:35.893</u>		16	31.685		37.774		31.068	201.1		1:40.527	
6	31.442		37.495		30.199	205.7		1:39.136		17	33.169		35.961		In			1:49.496	P
7	31.586		35.845		30.900	209.3		1:38.331		18	Out		37.449		29.937	209.3		5:22.117	P
8	32.671		36.380		32.411	208.1		1:41.462		19	32.738		36.890		31.689	210.5		1:41.317	
9	31.361		35.304		29.642	210.5		1:36.307		20	33.739		39.074		29.903	209.3		1:42.716	
10	31.621		37.114		In			1:49.468	P	21	31.608		36.072		29.887	208.1		1:37.567	
11	Out		38.357		30.588	208.1		4:20.814	P	22	31.327		35.169		In			1:45.013	P

111 Sluys-Schouten								BMW M4 Silhouette											
lap	Sect-1	Speed	Sect-2	Speed	Sect-3	Speed	TopSpeed	laptime	pit	lap	Sect-1	Speed	Sect-2	Speed	Sect-3	Speed	Topspeed	laptime	pit
1	Out		44.289		32.577	194.6		1:58.580		7	31.154		36.279		In			1:53.541	P
2	33.133		37.488		31.520	193.5		1:42.141		8	Out		36.326		30.665	204.5		14:27.104	P
3	31.982		37.549		30.145	203.4		1:39.676		9	31.782		36.008		30.385	204.5		1:38.175	
4	31.507		36.534		30.530	204.5		1:38.571		10	31.541		35.661		30.088	203.4		1:37.290	
5	31.622		35.716		30.396	204.5		1:37.734		11	31.285		35.363		<u>30.006</u>	206.9		<u>1:36.654</u>	
6	31.193		35.519		30.139	205.7		1:36.851		12	<u>31.087</u>		<u>35.304</u>		In			1:54.131	P

112 Ooms-van Engelen								Porsche 997 MK1											
lap	Sect-1	Speed	Sect-2	Speed	Sect-3	Speed	TopSpeed	laptime	pit	lap	Sect-1	Speed	Sect-2	Speed	Sect-3	Speed	Topspeed	laptime	pit
1	Out		44.435		34.147	197.8		2:03.111		10	33.892		38.465		32.745	195.7		1:45.102	
2	34.535		39.091		32.311	198.9		1:45.937		11	34.134		39.955		33.597	195.7		1:47.686	
3	33.717		38.304		32.584	200.0		1:44.605		12	33.954		39.674		In			1:59.711	P
4	35.191		41.037		In			1:57.705	P	13	Out		38.081		32.763	203.4		4:07.265	P
5	Out		45.926		34.574	190.5		8:39.767	P	14	32.750		37.148		<u>31.213</u>	200.0		1:41.111	
6	38.127		41.692		33.260	193.5		1:53.079		15	<u>32.361</u>		<u>36.988</u>		31.361	200.0		<u>1:40.710</u>	
7	34.776		39.492		33.434	194.6		1:47.702		16	32.741		37.134		31.689	201.1		1:41.564	
8	35.587		39.781		33.166	195.7		1:48.534		17	32.610		37.448		41.909	198.9		1:51.967	
9	34.219		39.301		33.073	196.7		1:46.593		18									

113 Edward Grouwels								Porsche 991 GT3 Cup											
lap	Sect-1	Speed	Sect-2	Speed	Sect-3	Speed	TopSpeed	laptime	pit	lap	Sect-1	Speed	Sect-2	Speed	Sect-3	Speed	Topspeed	laptime	pit
1	Out		50.205		35.117	192.5		2:15.675		9	32.806		38.661		In			1:51.727	P

Superprix Zolder 2017

Supercar Challenge pb Hankook Laps and Sector Times - Free Practice

14 - 16 July 2017
Zolder - 4000 mtr.

2	37.076	39.059	35.789	206.9	1:51.924	10	Out	38.566	31.301	208.1	3:38.311	P
3	32.930	36.777	30.359	206.9	1:40.066	11	32.101	36.231	30.672	208.1	1:39.004	
4	32.043	36.641	30.925	206.9	1:39.609	12	32.252	36.501	30.542	208.1	1:39.295	
5	32.166	36.802	30.679	205.7	1:39.647	13	31.787	<u>35.802</u>	<u>29.954</u>	206.9	1:37.543	
6	33.000	36.159	30.245	208.1	1:39.404	14	<u>31.592</u>	35.835	29.988	209.3	<u>1:37.415</u>	
7	32.018	36.505	30.167	208.1	1:38.690	15	31.859	35.830	30.376	209.3	1:38.065	
8	32.021	36.516	30.407	208.1	1:38.944	16	32.106	36.267	In		1:47.448	P

114 Bob Herber										BMW M3 F80										
lap	Sect-1	Speed	Sect-2	Speed	Sect-3	Speed	TopSpeed	laptime	pit	lap	Sect-1	Speed	Sect-2	Speed	Sect-3	Speed	Topspeed	laptime	pit	
1	Out		40.319		32.562	193.5		1:56.054		10	Out		37.078		31.292	201.1		4:04.795	P	
2	33.620		37.851		31.729	195.7		1:43.200		11	<u>31.983</u>		<u>36.670</u>		30.974	197.8		<u>1:39.627</u>		
3	32.644		36.799		<u>30.804</u>	197.8		1:40.247		12	32.150		37.059		31.430	198.9		1:40.639		
4	32.563		37.010		32.322	194.6		1:41.895		13	32.390		37.372		31.186	202.2		1:40.948		
5	32.402		36.992		31.190	195.7		1:40.584		14	32.797		37.026		31.412	196.7		1:41.235		
6	32.272		38.104		31.449	196.7		1:41.825		15	32.691		36.771		31.010	194.6		1:40.472		
7	32.229		37.205		In			1:55.197	P	16	32.067		37.428		31.551	196.7		1:41.046		
8	Out		37.279		31.558	196.7		5:20.116	P	17	33.765		41.038		In			1:56.382	P	
9	32.136		37.159		In			1:50.472	P	18										

121 Daan Meijer										BMW M4 Silhouette									
lap	Sect-1	Speed	Sect-2	Speed	Sect-3	Speed	TopSpeed	laptime	pit	lap	Sect-1	Speed	Sect-2	Speed	Sect-3	Speed	Topspeed	laptime	pit
1	Out		41.834		32.815	194.6		1:57.433		10	31.587		36.327		31.183	206.9		1:39.097	
2	32.227		44.443		In			2:01.836	P	11	32.269		37.424		30.947	205.7		1:40.640	
3	Out		38.428		31.081	202.2		3:59.847	P	12	31.703		36.739		30.417	204.5		1:38.859	
4	31.613		36.268		31.259	204.5		1:39.140		13	31.406		36.319		30.435	205.7		1:38.160	
5	31.482		36.687		30.442	201.1		1:38.611		14	32.419		37.039		In			1:52.397	P
6	31.538		36.388		30.406	203.4		1:38.332		15	Out		36.739		31.202	201.1		6:16.750	P
7	31.552		36.317		30.284	204.5		1:38.153		16	31.272		<u>35.777</u>		30.814	203.4		1:37.863	
8	<u>31.131</u>		36.125		<u>30.098</u>	203.4		<u>1:37.354</u>		17	31.391		36.849		31.154	203.4		1:39.394	
9	31.490		37.721		30.333	206.9		1:39.544		18	31.531		36.046		30.512	201.1		1:38.089	

123 Bogaerts-van der Aa										BMW M4 Silhouette									
lap	Sect-1	Speed	Sect-2	Speed	Sect-3	Speed	TopSpeed	laptime	pit	lap	Sect-1	Speed	Sect-2	Speed	Sect-3	Speed	Topspeed	laptime	pit
1	Out		40.624		31.338	201.1		1:53.505		9	31.498		37.861		30.881	202.2		1:40.240	
2	32.854		36.699		31.023	202.2		1:40.576		10	31.408		36.148		31.559	202.2		1:39.115	
3	31.776		36.090		30.713	203.4		1:38.579		11	<u>31.387</u>		36.536		30.670	200.0		1:38.593	
4	32.746		37.338		32.143	201.1		1:42.227		12	31.462		<u>35.750</u>		<u>30.581</u>	203.4		<u>1:37.793</u>	
5	32.049		37.031		31.260	202.2		1:40.340		13	31.389		36.115		In			1:50.164	P
6	32.218		36.799		30.725	203.4		1:39.742		14	Out		55.731		32.088	201.1		4:13.275	P
7	31.836		36.610		31.296	201.1		1:39.742		15	32.465		36.668		30.912	202.2		1:40.045	
8	31.580		36.718		30.758	204.5		1:39.056		16	32.577		38.831		In			1:55.653	P

126 Jos Jansen										Porsche 997 Cup										
lap	Sect-1	Speed	Sect-2	Speed	Sect-3	Speed	TopSpeed	laptime	pit	lap	Sect-1	Speed	Sect-2	Speed	Sect-3	Speed	Topspeed	laptime	pit	
1	Out		48.587		39.306	153.8		2:16.544		12	33.713		37.071		30.662	205.7		1:41.446		
2	40.092		39.856		31.854	203.4		1:51.802		13	31.840		36.214		31.097	203.4		1:39.151		
3	34.143		42.606		35.502	182.7		1:52.251		14	32.671		36.444		In			1:47.642	P	
4	35.789		37.873		31.038	205.7		1:44.700		15	Out		37.179		30.630	203.4		5:10.679	P	
5	35.162		37.640		31.159	204.5		1:43.961		16	32.112		36.464		<u>30.532</u>	204.5		1:39.108		
6	32.491		36.142		31.245	206.9		1:39.878		17	31.872		36.509		30.609	205.7		1:38.990		
7	32.107		37.025		31.088	204.5		1:40.220		18	32.444		37.151		30.882	205.7		1:40.477		
8	32.602		36.435		In			1:48.728	P	19	32.514		37.084		30.984	205.7		1:40.582		
9	Out		38.760		32.461	203.4		3:10.368	P	20	31.960		36.150		30.757	205.7		1:38.867		
10	32.247		35.930		30.773	202.2		1:38.950		21	31.959		37.299		31.847	200.0		1:41.105		
11	<u>31.809</u>		<u>35.718</u>		30.753	204.5		<u>1:38.280</u>		22										

152 John de Wilde										Porsche 991 GT3 Cup									
lap	Sect-1	Speed	Sect-2	Speed	Sect-3	Speed	TopSpeed	laptime	pit	lap	Sect-1	Speed	Sect-2	Speed	Sect-3	Speed	Topspeed	laptime	pit
1	Out		45.322		33.758	198.9		2:06.560		13	31.946		36.828		30.983	204.5		1:39.757	
2	35.683		38.602		31.901	202.2		1:46.186		14	32.360		37.316		31.528	205.7		1:41.204	
3	33.002		39.223		31.506	203.4		1:43.731		15	32.033		<u>36.437</u>		30.955	206.9		<u>1:39.425</u>	
4	32.669		38.199		31.190	204.5		1:42.058		16	32.095		37.446		30.945	206.9		1:40.486	
5	32.448		39.161		31.659	205.7		1:43.268		17	<u>31.920</u>		36.969		31.870	206.9		1:40.759	
6	33.036		37.058		In			1:49.556	P	18	32.032		38.924		30.886	205.7		1:41.842	

Superprix Zolder 2017

Supercar Challenge pb Hankook
Laps and Sector Times - Free Practice

14 - 16 July 2017
Zolder - 4000 mtr.

7	Out	37.312	30.998	203.4	5:00.074	P	19	32.138	36.620	In	1:47.411	P	
8	32.246	37.129	31.577	206.9	1:40.952		20	Out	37.316	31.012	205.7	3:43.850	P
9	32.996	37.652	30.953	205.7	1:41.601		21	32.515	36.731	30.888	205.7	1:40.134	
10	32.263	36.599	30.950	205.7	1:39.812		22	32.195	36.518	30.791	206.9	1:39.504	
11	31.967	36.734	31.866	208.1	1:40.567		23	32.255	36.782	30.849	205.7	1:39.886	
12	32.371	36.871	<u>30.667</u>	205.7	1:39.909		24						

204	van den Munckhof-Zumbrink							BMW Z4 Coupe GTR											
lap	Sect-1	Speed	Sect-2	Speed	Sect-3	Speed	TopSpeed	laptime	pit	lap	Sect-1	Speed	Sect-2	Speed	Sect-3	Speed	Topspeed	laptime	pit
1	Out		44.787		34.991	191.5		2:07.661		8	Out		37.315		31.252	198.9		4:39.056	P
2	35.321		39.550		32.205	195.7		1:47.076		9	32.081		36.633		31.681	198.9		1:40.395	
3	33.211		37.461		31.246	198.9		1:41.918		10	<u>32.077</u>		<u>36.309</u>		<u>30.924</u>	197.8		<u>1:39.310</u>	
4	32.811		37.840		31.797	196.7		1:42.448		11	33.620		39.077		In			1:58.655	P
5	32.411		36.564		31.456	196.7		1:40.431		12	Out		38.378		31.619	196.7		4:39.182	P
6	32.215		36.442		31.216	197.8		1:39.873		13	33.464		36.881		32.104	197.8		1:42.449	
7	32.666		36.968		In			1:52.397	P	14	32.392		36.668		31.290	196.7		1:40.350	

208	Ted van Vliet							BMW E92 V8											
lap	Sect-1	Speed	Sect-2	Speed	Sect-3	Speed	TopSpeed	laptime	pit	lap	Sect-1	Speed	Sect-2	Speed	Sect-3	Speed	Topspeed	laptime	pit
1	Out		45.883		33.689	190.5		2:04.406		10	33.755		38.209		32.072	192.5		1:44.036	
2	34.256		38.404		32.157	192.5		1:44.817		11	33.643		40.982		32.072	192.5		1:46.697	
3	33.840		38.289		32.010	191.5		1:44.139		12	33.831		38.475		32.400	190.5		1:44.706	
4	33.672		38.827		32.099	192.5		1:44.598		13	34.762		40.377		In			2:00.005	P
5	33.515		38.685		32.053	192.5		1:44.253		14	Out		38.002		32.042	193.5		4:13.127	P
6	33.908		39.012		In			2:00.733	P	15	33.173		37.409		<u>31.611</u>	194.6		1:42.193	
7	Out		38.298		32.287	191.5		3:07.383	P	16	<u>32.584</u>		36.927		33.784	191.5		1:43.295	
8	33.889		38.403		32.846	191.5		1:45.138		17	32.977		<u>36.895</u>		31.942	192.5		1:41.814	
9	33.976		38.781		32.781	190.5		1:45.538		18	32.630		37.069		31.773	193.5		<u>1:41.472</u>	

210	Kosta Kanaroglou							Ginetta G50											
lap	Sect-1	Speed	Sect-2	Speed	Sect-3	Speed	TopSpeed	laptime	pit	lap	Sect-1	Speed	Sect-2	Speed	Sect-3	Speed	Topspeed	laptime	pit
1	Out		51.639		40.809	175.6		2:20.080		10	33.254		38.158		32.720	180.9		1:44.132	
2	36.343		45.766		35.580	180.0		1:57.689		11	32.456		37.408		31.940	186.5		1:41.804	
3	35.724		39.570		32.340	186.5		1:47.634		12	32.221		<u>36.831</u>		33.119	187.5		1:42.171	
4	33.070		37.722		31.983	186.5		1:42.775		13	39.170		43.282		32.112	186.5		1:54.564	
5	32.857		37.645		32.128	183.7		1:42.630		14	32.187		39.575		32.763	190.5		1:44.525	
6	33.818		37.694		31.669	186.5		1:43.181		15	32.765		36.990		31.671	187.5		1:41.426	
7	32.429		36.877		<u>31.490</u>	188.5		<u>1:40.796</u>		16	<u>32.133</u>		37.903		32.011	187.5		1:42.047	
8	32.381		38.868		In			1:57.802	P	17	32.507		41.074		In			1:54.003	P
9	Out		41.288		33.573	183.7		4:37.410	P	18									

217	Huisman-van de Grift							Seat Sport Leon Cup Racer											
lap	Sect-1	Speed	Sect-2	Speed	Sect-3	Speed	TopSpeed	laptime	pit	lap	Sect-1	Speed	Sect-2	Speed	Sect-3	Speed	Topspeed	laptime	pit
1	Out		45.519		37.010	180.0		2:13.135		13	33.611		38.616		33.078	186.5		1:45.305	
2	36.847		44.258		38.244	177.3		1:59.349		14	33.749		38.642		33.183	185.6		1:45.574	
3	35.270		44.361		33.895	182.7		1:53.526		15	33.988		38.498		33.346	186.5		1:45.832	
4	34.063		38.407		32.994	182.7		1:45.464		16	33.989		39.578		33.315	186.5		1:46.882	
5	33.629		38.043		<u>32.736</u>	183.7		1:44.408		17	34.224		39.025		33.467	185.6		1:46.716	
6	33.533		39.667		33.571	183.7		1:46.771		18	34.142		38.842		33.406	185.6		1:46.390	
7	33.575		38.282		34.505	181.8		1:46.362		19	34.018		38.914		33.811	184.6		1:46.743	
8	34.179		39.538		39.739	183.7		1:53.456		20	33.930		38.612		33.557	186.5		1:46.099	
9	33.280		<u>37.943</u>		32.792	184.6		<u>1:44.015</u>		21	34.072		39.202		33.677	187.5		1:46.951	
10	<u>33.112</u>		38.338		In			1:53.601	P	22	33.956		39.773		33.773	184.6		1:47.502	
11	Out		41.307		34.311	185.6		3:06.297	P	23	33.973		38.823		33.587	186.5		1:46.383	
12	34.257		38.590		33.472	185.6		1:46.319		24	34.266		38.622		33.547	183.7		1:46.435	

222	van Loon-van Loon							BMW E46 M3											
lap	Sect-1	Speed	Sect-2	Speed	Sect-3	Speed	TopSpeed	laptime	pit	lap	Sect-1	Speed	Sect-2	Speed	Sect-3	Speed	Topspeed	laptime	pit
1	Out		45.409		35.083	185.6		2:10.081		6	34.001		42.234		In			2:01.071	P
2	35.462		40.130		34.384	186.5		1:49.976		7	Out		38.380		32.504	186.5		4:34.226	P
3	34.638		39.244		33.297	185.6		1:47.179		8	33.703		<u>38.038</u>		<u>32.111</u>	188.5		<u>1:43.852</u>	
4	34.210		38.721		32.669	187.5		1:45.600		9	<u>33.226</u>		39.078		32.154	186.5		1:44.458	
5	33.949		39.971		33.467	185.6		1:47.387		10	33.533		38.711		In			1:55.822	P

Superprix Zolder 2017

Supercar Challenge pb Hankook
Laps and Sector Times - Free Practice

14 - 16 July 2017
Zolder - 4000 mtr.

226 Lemmens-Bartels								KTM X Bow											
lap	Sect-1	Speed	Sect-2	Speed	Sect-3	Speed	TopSpeed	laptime	pit	lap	Sect-1	Speed	Sect-2	Speed	Sect-3	Speed	Topspeed	laptime	pit
1	Out		47.680		36.084	172.2		2:08.777		6	Out		40.603		31.451	198.9		7:36.334	P
2	36.750		39.337		31.389	197.8		1:47.476		7	32.534		38.183		32.901	195.7		1:43.618	
3	32.988		<u>37.013</u>		<u>30.980</u>	201.1		<u>1:40.981</u>		8	32.594		37.905		31.522	195.7		1:42.021	
4	<u>32.392</u>		37.627		31.680	196.7		1:41.699		9	45.062		58.470		In			2:36.387	P
5	32.752		37.493		In			1:53.976	P	10									

228 Verhagen-Colembie								BMW M3 E46 3.2											
lap	Sect-1	Speed	Sect-2	Speed	Sect-3	Speed	TopSpeed	laptime	pit	lap	Sect-1	Speed	Sect-2	Speed	Sect-3	Speed	Topspeed	laptime	pit
1	Out		43.362		34.199	185.6		2:05.691		12	35.449		38.885		32.618	192.5		1:46.952	
2	36.146		40.441		33.218	188.5		1:49.805		13	35.537		38.275		32.337	189.5		1:46.149	
3	36.195		40.895		33.323	187.5		1:50.413		14	33.676		38.514		32.335	192.5		1:44.525	
4	35.069		40.151		33.105	190.5		1:48.325		15	34.643		39.541		32.621	193.5		1:46.805	
5	35.021		39.182		33.747	188.5		1:47.950		16	33.943		38.461		<u>32.249</u>	193.5		1:44.653	
6	34.754		38.930		32.380	190.5		1:46.064		17	33.935		38.287		33.689	190.5		1:45.911	
7	34.365		39.029		32.529	190.5		1:45.923		18	34.100		41.165		33.305	172.2		1:48.570	
8	34.595		39.057		32.651	190.5		1:46.303		19	34.337		<u>37.884</u>		32.556	191.5		1:44.777	
9	33.970		38.513		32.810	189.5		1:45.293		20	33.607		37.915		32.401	193.5		<u>1:43.923</u>	
10	34.093		38.788		33.861	191.5		1:46.742		21	<u>33.568</u>		39.803		33.477	192.5		1:46.848	
11	34.149		38.344		32.331	191.5		1:44.824		22									

245 van den Berg-van den Berg								BMW											
lap	Sect-1	Speed	Sect-2	Speed	Sect-3	Speed	TopSpeed	laptime	pit	lap	Sect-1	Speed	Sect-2	Speed	Sect-3	Speed	Topspeed	laptime	pit
1	Out		58.790		In			3:20.103	P	11	33.270		38.577		In			1:51.199	P
2	Out		41.972		32.893	189.5		8:44.844	P	12	Out		39.767		33.457	190.5		4:55.324	P
3	34.134		38.243		31.950	192.5		1:44.327		13	33.951		38.292		32.466	190.5		1:44.709	
4	33.257		37.431		31.956	191.5		1:42.644		14	33.599		38.186		32.254	190.5		1:44.039	
5	34.150		38.552		32.839	193.5		1:45.541		15	34.561		38.057		33.650	188.5		1:46.268	
6	33.079		37.447		31.888	193.5		1:42.414		16	34.679		38.901		32.491	189.5		1:46.071	
7	<u>32.995</u>		<u>37.061</u>		31.670	191.5		<u>1:41.726</u>		17	33.601		37.706		32.287	190.5		1:43.594	
8	36.934		43.809		39.928	192.5		2:00.671		18	33.512		37.943		32.471	189.5		1:43.926	
9	33.034		37.311		<u>31.556</u>	193.5		1:41.901		19	33.397		41.892		In			2:02.947	P
10	36.279		41.520		37.247	193.5		1:55.046		20									

259 van de Maat-Schreurs								BMW E46 GTR											
lap	Sect-1	Speed	Sect-2	Speed	Sect-3	Speed	TopSpeed	laptime	pit	lap	Sect-1	Speed	Sect-2	Speed	Sect-3	Speed	Topspeed	laptime	pit
1	Out		49.541		38.022	180.0		2:20.714		11	32.801		38.339		32.203	192.5		1:43.343	
2	36.505		39.677		32.570	190.5		1:48.752		12	<u>32.694</u>		37.744		31.791	193.5		<u>1:42.229</u>	
3	33.350		38.527		31.888	192.5		1:43.765		13	33.102		37.404		32.518	185.6		1:43.024	
4	32.810		37.536		In			1:52.859	P	14	35.091		39.245		In			2:05.444	P
5	Out		37.613		<u>31.450</u>	193.5		3:14.044	P	15	Out		56.648		In			4:20.327	P
6	33.154		37.372		31.790	194.6		1:42.316		16	Out		43.368		37.077	178.2		3:18.772	P
7	33.150		<u>37.291</u>		35.635	152.5		1:46.076		17	36.565		42.792		34.187	184.6		1:53.544	
8	34.911		40.104		In			1:58.252	P	18	35.749		40.274		33.529	173.1		1:49.552	
9	Out		39.186		32.098	194.6		6:50.023	P	19	35.586		40.448		32.800	189.5		1:48.834	
10	33.178		37.595		32.152	194.6		1:42.925		20									

299 Rick Renmans								BMW GTR											
lap	Sect-1	Speed	Sect-2	Speed	Sect-3	Speed	TopSpeed	laptime	pit	lap	Sect-1	Speed	Sect-2	Speed	Sect-3	Speed	Topspeed	laptime	pit
1	Out		54.023		35.808	186.5		2:13.447		12	33.966		38.538		52.886	163.6		2:05.390	
2	35.522		40.684		33.318	187.5		1:49.524		13	34.900		39.218		32.316	189.5		1:46.434	
3	35.294		41.372		33.084	188.5		1:49.750		14	33.734		39.698		34.282	189.5		1:47.714	
4	35.534		39.896		32.822	188.5		1:48.252		15	33.778		38.877		<u>32.252</u>	189.5		<u>1:44.907</u>	
5	34.290		39.514		33.115	192.5		1:46.919		16	34.345		39.028		32.494	187.5		1:45.867	
6	34.213		39.747		32.455	189.5		1:46.415		17	34.100		38.724		32.726	188.5		1:45.550	
7	33.951		38.879		32.775	188.5		1:45.605		18	33.678		<u>38.466</u>		33.063	189.5		1:45.207	
8	35.574		39.261		32.593	188.5		1:47.428		19	33.864		38.786		32.778	188.5		1:45.428	
9	33.994		39.109		33.486	189.5		1:46.589		20	33.900		39.109		33.201	189.5		1:46.210	
10	33.656		38.842		32.451	190.5		1:44.949		21	33.792		39.155		32.446	189.5		1:45.393	
11	33.696		38.637		32.714	189.5		1:45.047		22	<u>33.505</u>		38.877		33.103	187.5		1:45.485	

Superprix Zolder 2017

Supercar Challenge pb Hankook
Laps and Sector Times - Free Practice

14 - 16 July 2017
Zolder - 4000 mtr.

401 Drost-Bedorf							Renault Clio RS 2.0 16V												
lap	Sect-1	Speed	Sect-2	Speed	Sect-3	Speed	TopSpeed	laptime	pit	lap	Sect-1	Speed	Sect-2	Speed	Sect-3	Speed	Topspeed	laptime	pit
1	Out		51.942		39.141	157.2		2:22.061		12	Out		42.203		36.924	165.9		3:40.829	P
2	39.154		43.647		37.252	165.1		2:00.053		13	36.571		41.363		<u>35.144</u>	165.1		1:53.078	
3	36.804		42.152		36.202	165.9		1:55.158		14	36.177		41.509		35.819	164.4		1:53.505	
4	36.451		41.512		35.278	165.9		1:53.241		15	36.811		41.551		35.352	162.9		1:53.714	
5	<u>36.095</u>		41.610		35.331	164.4		1:53.036		16	36.465		40.935		35.363	163.6		<u>1:52.763</u>	
6	36.787		45.512		36.029	163.6		1:58.328		17	37.565		<u>40.832</u>		35.274	165.1		1:53.671	
7	37.447		45.867		37.064	164.4		2:00.378		18	37.135		41.019		35.359	163.6		1:53.513	
8	37.206		42.252		In			2:09.999	P	19	36.834		43.004		35.205	165.1		1:55.043	
9	Out		42.086		35.815	161.4		3:47.534	P	20	37.060		40.984		35.383	163.6		1:53.427	
10	36.180		41.123		35.605	165.1		1:52.908		21	38.967		42.125		In			2:04.694	P
11	37.791		42.468		In			2:08.884	P	22									

402 Voet-van den Broeck							Peugeot RCZ Cup												
lap	Sect-1	Speed	Sect-2	Speed	Sect-3	Speed	TopSpeed	laptime	pit	lap	Sect-1	Speed	Sect-2	Speed	Sect-3	Speed	Topspeed	laptime	pit
1	Out		47.135		36.785	169.8		2:10.695		11	36.853		44.349		35.831	167.4		1:57.033	
2	38.268		42.860		35.391	169.8		1:56.519		12	37.527		41.400		35.050	168.2		1:53.977	
3	37.563		42.578		35.190	169.0		1:55.331		13	37.741		41.658		35.011	168.2		1:54.410	
4	36.006		40.822		34.781	170.6		<u>1:51.609</u>		14	36.534		41.232		35.785	167.4		1:53.551	
5	36.504		40.681		34.600	171.4		1:51.785		15	36.630		41.433		35.979	166.7		1:54.042	
6	<u>35.684</u>		42.781		34.592	170.6		1:53.057		16	39.695		46.628		37.824	168.2		2:04.147	
7	35.965		41.554		<u>34.349</u>	171.4		1:51.868		17	36.524		41.143		35.111	167.4		1:52.778	
8	36.004		41.878		In			2:03.476	P	18	36.494		<u>40.601</u>		35.096	166.7		1:52.191	
9	Out		44.842		36.237	167.4		6:11.290	P	19	36.245		40.744		35.233	169.0		1:52.222	
10	38.006		42.213		35.334	169.0		1:55.553		20									

403 Rob Nieman							Renault Clio RS 2.0 16V												
lap	Sect-1	Speed	Sect-2	Speed	Sect-3	Speed	TopSpeed	laptime	pit	lap	Sect-1	Speed	Sect-2	Speed	Sect-3	Speed	Topspeed	laptime	pit
1	Out		48.899		37.644	166.7		2:16.179		8	35.348		40.457		34.109	175.6		1:49.914	
2	38.371		42.927		34.793	174.8		1:56.091		9	36.306		43.116		In			2:01.389	P
3	37.528		41.008		34.082	175.6		1:52.618		10	Out		41.776		35.889	173.9		4:17.338	P
4	36.028		40.560		33.874	175.6		1:50.462		11	35.497		40.237		34.679	175.6		1:50.413	
5	35.253		<u>40.038</u>		34.020	175.6		<u>1:49.311</u>		12	<u>35.232</u>		40.534		34.433	176.5		1:50.199	
6	35.311		40.432		<u>33.835</u>	174.8		1:49.578		13	35.377		40.908		34.337	176.5		1:50.622	
7	36.600		40.230		34.010	175.6		1:50.840		14	35.751		41.232		In			1:59.557	P

405 Wisselink-Rutgers							BMW Zilhouette 2.0												
lap	Sect-1	Speed	Sect-2	Speed	Sect-3	Speed	TopSpeed	laptime	pit	lap	Sect-1	Speed	Sect-2	Speed	Sect-3	Speed	Topspeed	laptime	pit
1	Out		52.382		In			2:39.065	P	9	Out		42.535		35.418	163.6		6:54.255	P
2	Out		43.671		36.594	157.2		2:55.606	P	10	37.204		41.265		35.237	160.7		1:53.706	
3	36.584		41.378		35.620	157.2		1:53.582		11	35.893		40.946		35.635	157.2		1:52.474	
4	36.423		40.915		35.126	160.7		1:52.464		12	36.811		41.783		35.581	153.2		1:54.175	
5	36.162		47.698		35.169	160.7		1:59.029		13	36.237		41.943		In			2:06.433	P
6	<u>35.762</u>		40.710		<u>34.541</u>	159.3		<u>1:51.013</u>		14	Out		43.791		35.491	153.8		3:50.592	P
7	36.532		<u>40.464</u>		34.605	160.7		1:51.601		15	36.795		41.867		In			2:13.153	P
8	35.968		41.069		In			2:02.282	P	16									

416 van der Voort-van der Sloot							Alfa 147												
lap	Sect-1	Speed	Sect-2	Speed	Sect-3	Speed	TopSpeed	laptime	pit	lap	Sect-1	Speed	Sect-2	Speed	Sect-3	Speed	Topspeed	laptime	pit
1	Out		48.493		39.590	162.9		2:14.012		11	Out		46.946		36.262	167.4		5:03.096	P
2	38.255		44.058		34.990	166.7		1:57.303		12	38.610		43.826		35.358	167.4		1:57.794	
3	36.972		40.815		35.437	171.4		1:53.224		13	36.798		42.417		35.839	167.4		1:55.054	
4	35.927		41.537		34.555	170.6		1:52.019		14	36.446		42.136		35.355	167.4		1:53.937	
5	35.694		41.832		In			2:01.128	P	15	36.913		45.581		39.927	158.6		2:02.421	
6	Out		47.253		34.259	170.6		4:30.674	P	16	36.985		41.280		36.496	170.6		1:54.761	
7	35.937		40.063		34.057	172.2		1:50.057		17	36.727		41.423		35.614	168.2		1:53.764	
8	<u>35.273</u>		41.156		<u>34.056</u>	171.4		1:50.485		18	36.249		41.822		44.209	133.8		2:02.280	
9	35.399		<u>39.822</u>		34.125	169.8		<u>1:49.346</u>		19	37.272		41.005		35.308	169.0		1:53.585	
10	35.727		40.873		In			1:58.749	P	20	36.769		44.302		In			2:19.873	P

Superprix Zolder 2017

Heat name : Supercar Challenge pb Hankook - Free Practice
 Heat Date : 14 July 2017
 Weather :
 CIRCUITNAME : Zolder - 4000 mtr.

Participants Started	: 26	Participants Classified	: 26
Participants Finished	: 10	Participants Not Classified	: 6
Participants Not Finished	: 16		

Green flag at	: 13:05:01	Heat recording start time	: 12:44:56
Finish flag waved at	: 13:50:01	Heat recording end time	: 13:53:08
Total time under Green	: 45:00	Total of All Laps in Heat	: 462
Number of cautions	: 0	Total time under Yellow	: 00:00:00
Number of code-60's	: 0	Total time under Code-60	: 00:00:00

Summary of winners per class

Nbr	Name / Team name	Car	Cls	Fastest Laptime	In	Avg. Speed	Laps	Race Time
-----	------------------	-----	-----	--------------------	----	---------------	------	-----------

Best Lap time history during the Heat

#	Nbr	lap time	in lap	Name	Car	time of day
1	107	1:40.041	2	Roger Grouwels	Porsche 991 GT3 Cup	13:09:29
2	107	1:36.628	3	Roger Grouwels	Porsche 991 GT3 Cup	13:11:06
3	107	1:35.893	5	Roger Grouwels	Porsche 991 GT3 Cup	13:14:18

Summary of best laptimes per class

Nbr	Name / Team name	Car	Cls	Fastest Laptime	In	Speed
107	Roger Grouwels	Porsche 991 GT3 Cup	GT	1:35.893	5	150.17
204	van den Munckhof-Zumbrink	BMW Z4 Coupe GTR	SS1	1:39.310	10	145.00
403	Rob Nieman	Renault Clio RS 2.0 16V	S	1:49.311	5	131.73
64	DK Racing	VW Golf TCR	TCR	1:42.739	16	140.16

Superprix Zolder 2017

Supercar Challenge pb Hankook
Result of Combined Qualifying

14 - 16 July 2017
Zolder - 4000 mtr.

Pos	Nbr	Name / Entrant	Car	Cls	PlC	Fastest	In	Gap	Diff	Laps	2nd time
1	111	Sluys-Schouten JR Motorsport	BMW M4 Silhouette	GT	1	1:33.156	5			8	1:33.487
2	107	Roger Grouwels Team Raceart	Porsche 991 GT3 Cup	GT	2	1:34.302	6	1.146	1.146	7	1:34.677
3	123	Bogaerts-van der Aa SDW Shipping by JR Motorsport	BMW M4 Silhouette	GT	3	1:34.629	6	1.473	0.327	11	1:34.682
4	121	Daan Meijer JR Motorsport	BMW M4 Silhouette	GT	4	1:35.697	4	2.541	1.068	7	1:35.798
5	126	Jos Jansen JJ Racing	Porsche 997 Cup	GT	5	1:36.449	5	3.293	0.752	6	1:37.146
6	113	Edward Grouwels Team Raceart	Porsche 991 GT3 Cup	GT	6	1:36.539	6	3.383	0.090	12	1:36.609
7	104	Marcel van Berlo Van de Pas Racing	Porsche 991 GT3 Cup	GT	7	1:36.885	4	3.729	0.346	11	1:36.956
8	152	John de Wilde Speedlover	Porsche 991 GT3 Cup	GT	8	1:36.991	7	3.835	0.106	12	1:37.055
9	114	Bob Herber JR Motorsport	BMW M3 F80	GT	9	1:37.445	8	4.289	0.454	9	1:37.543
10	204	van den Munckhof-Zumbrink Munckhof Racing	BMW Z4 Coupe GTR	SS1	1	1:38.175	3	5.019	0.730	8	1:38.870
11	112	Ooms-van Engelen United Motorsports	Porsche 997 MK1	GT	10	1:38.311	9	5.155	0.136	11	1:38.594
12	259	van de Maat-Schreurs BS Racing Team	BMW E46 GTR	SS1	2	1:38.891	5	5.735	0.580	9	1:39.074
13	245	van den Berg-van den Berg Harders Plaza	BMW	SS1	3	1:38.941	8	5.785	0.050	11	1:39.266
14	201	de Borst-de Kleijn Febo Racing Team	Seat Sport Leon Cup Racer	SS1	4	1:39.925	7	6.769	0.984	11	1:40.082
15	228	Verhagen-Colembie JR Motorsport	BMW M3 E46 3.2	SS1	5	1:40.103	4	6.947	0.178	10	1:40.404
16	222	van Loon-van Loon Blueberry Racing	BMW E46 M3	SS1	6	1:40.302	3	7.146	0.199	10	1:40.720
17	210	Kosta Kanaroglou E2P Racing	Ginetta G50	SS1	7	1:40.372	5	7.216	0.070	11	1:40.586
18	217	Huisman-van de Grift Ferry Monster Motorsport	Seat Sport Leon Cup Racer	SS1	8	1:41.772	7	8.616	1.400	11	1:41.790
19	208	Ted van Vliet JR Motorsport	BMW E92 V8	SS1	9	1:42.037	6	8.881	0.265	9	1:42.102
20	299	Rick Renmans JR Motorsport	BMW GTR	SS1	10	1:42.286	8	9.130	0.249	11	1:42.435
21	244	Olivier Naaktgeboren Naaktgeboren Racing	BMW E46 3.2	SS1	11	1:44.577	6	11.421	2.291	10	1:44.799
22	327	Vannerum-Vannerum Vannerum Racing	BMW 235i Racing Cup	SS2	1	1:45.148	7	11.992	0.571	10	1:45.337
23	402	Voet-van den Broeck Traxx Racing Team	Peugeot RCZ Cup	S	1	1:47.606	6	14.450	2.458	7	1:47.683
24	403	Rob Nieman Spirit Racing	Renault Clio RS 2.0 16V	S	2	1:48.255	5	15.099	0.649	7	1:48.596
25	416	van der Voort-van der Sloot Kustlicht	Alfa 147	S	3	1:48.938	4	15.782	0.683	6	1:49.252
26	401	Drost-Bedorf Spirit Racing	Renault Clio RS 2.0 16V	S	4	1:51.287	5	18.131	2.349	9	1:51.416
27	405	Wisselink-Rutgers Bronckhorst Car Racing	BMW Zilhouette 2.0	S	5	1:51.717	6	18.561	0.430	8	1:51.754



Fastest time : 1:33.156 in lap 5 by nbr. 111 : Sluys-Schouten (BMW M4 Silhouette)

Publication-time

Results: raceresults.nu

Timekeeping by : RSTime by Timeservice.nl

Time Printed : 15-07-2017 - 09:59

Race Director	Steward	Timekeeper	 Floortje Snoek	
Bobbe Veldkamp				
Page 1 of 1				

Superprix Zolder 2017

Supercar Challenge pb Hankook
Result of Combined Qualifying

14 - 16 July 2017
Zolder - 4000 mtr.

GT Division 3.4 Kilo per HP driver included

Pos	Nbr	Name / Entrant	Car	Fastest	In	Gap	Diff	Laps	2nd time
1	111	Sluys-Schouten JR Motorsport	BMW M4 Silhouette	1:33.156	5			8	1:33.487
2	107	Roger Grouwels Team Raceart	Porsche 991 GT3 Cup	1:34.302	6	1.146	1.146	7	1:34.677
3	123	Bogaerts-van der Aa SDW Shipping by JR Motorsport	BMW M4 Silhouette	1:34.629	6	1.473	0.327	11	1:34.682
4	121	Daan Meijer JR Motorsport	BMW M4 Silhouette	1:35.697	4	2.541	1.068	7	1:35.798
5	126	Jos Jansen JJ Racing	Porsche 997 Cup	1:36.449	5	3.293	0.752	6	1:37.146
6	113	Edward Grouwels Team Raceart	Porsche 991 GT3 Cup	1:36.539	6	3.383	0.090	12	1:36.609
7	104	Marcel van Berlo Van de Pas Racing	Porsche 991 GT3 Cup	1:36.885	4	3.729	0.346	11	1:36.956
8	152	John de Wilde Speedlover	Porsche 991 GT3 Cup	1:36.991	7	3.835	0.106	12	1:37.055
9	114	Bob Herber JR Motorsport	BMW M3 F80	1:37.445	8	4.289	0.454	9	1:37.543
10	112	Ooms-van Engelen United Motorsports	Porsche 997 MK1	1:38.311	9	5.155	0.866	11	1:38.594

Supersport 1 Division Min 4.1 Kg per HP driver included

Pos	Nbr	Name / Entrant	Car	Fastest	In	Gap	Diff	Laps	2nd time
1	204	van den Munckhof-Zumbrink Munckhof Racing	BMW Z4 Coupe GTR	1:38.175	3			8	1:38.870
2	259	van de Maat-Schreurs BS Racing Team	BMW E46 GTR	1:38.891	5	0.716	0.716	9	1:39.074
3	245	van den Berg-van den Berg Harders Plaza	BMW	1:38.941	8	0.766	0.050	11	1:39.266
4	201	de Borst-de Kleijn Febo Racing Team	Seat Sport Leon Cup Racer	1:39.925	7	1.750	0.984	11	1:40.082
5	228	Verhagen-Colembie JR Motorsport	BMW M3 E46 3.2	1:40.103	4	1.928	0.178	10	1:40.404
6	222	van Loon-van Loon Blueberry Racing	BMW E46 M3	1:40.302	3	2.127	0.199	10	1:40.720
7	210	Kosta Kanaroglou E2P Racing	Ginetta G50	1:40.372	5	2.197	0.070	11	1:40.586
8	217	Huisman-van de Grift Ferry Monster Motorsport	Seat Sport Leon Cup Racer	1:41.772	7	3.597	1.400	11	1:41.790
9	208	Ted van Vliet JR Motorsport	BMW E92 V8	1:42.037	6	3.862	0.265	9	1:42.102
10	299	Rick Renmans JR Motorsport	BMW GTR	1:42.286	8	4.111	0.249	11	1:42.435
11	244	Olivier Naaktgeboren Naaktgeboren Racing	BMW E46 3.2	1:44.577	6	6.402	2.291	10	1:44.799

Supersport 2 Division Min 4.8 Kg per HP (driver included)

Pos	Nbr	Name / Entrant	Car	Fastest	In	Gap	Diff	Laps	2nd time
1	327	Vannerum-Vannerum Vannerum Racing	BMW 235i Racing Cup	1:45.148	7			10	1:45.337


Fastest time : 1:33.156 in lap 5 by nbr. 111 : Sluys-Schouten (BMW M4 Silhouette)

Results: raceresults.nu

Timekeeping by : RSTime by Timeservice.nl

Publication-time

Time Printed : 15-07-2017 - 10:00

Race Director	Steward	Timekeeper	
Bobbe V eldkamp		Floortje Snoek	
Page 1 of 2			

Superprix Zolder 2017

Supercar Challenge pb Hankook
Result of Combined Qualifying

14 - 16 July 2017
Zolder - 4000 mtr.

Sport Division Min 5.6 Kg per HP (driver included) max. 2.500 CC turbo x 1.5

Pos	Nbr	Name / Entrant	Car	Fastest	In	Gap	Diff	Laps	2nd time
1	402	Voet-van den Broeck Traxx Racing Team	Peugeot RCZ Cup	1:47.606	6			7	1:47.683
2	403	Rob Nieman Spirit Racing	Renault Clio RS 2.0 16V	1:48.255	5	0.649	0.649	7	1:48.596
3	416	van der Voort-van der Sloot Kustlicht	Alfa 147	1:48.938	4	1.332	0.683	6	1:49.252
4	401	Drost-Bedorf Spirit Racing	Renault Clio RS 2.0 16V	1:51.287	5	3.681	2.349	9	1:51.416
5	405	Wisselink-Rutgers Bronckhorst Car Racing	BMW Zilhouette 2.0	1:51.717	6	4.111	0.430	8	1:51.754

Fastest time : 1:33.156 in lap 5 by nbr. 111 : Sluis-Schouten (BMW M4 Silhouette)

Results: raceresults.nu

Timekeeping by : RSTime by Timeservice.nl

Publication-time

Time Printed : 15-07-2017 - 10:00

Race Director

Steward

Timekeeper

Bobbe V eldkamp

Floortje Snoek



Superprix Zolder 2017

Result of Supercar Challenge pb Hankook - Race 1
 Result of Race 1

14 - 16 July 2017
 Zolder - 4000 mtr.

Pos	Nbr	Name / Entrant	Car	Class	PIC	Gap	Diff	Fastest	In	Pit Stops	Total time in Pit
1	123	Bogaerts-van der Aa SDW Shipping by JR Motorsport	BMW M4 Silhouette	GT	1	-- 36 laps --		1:36.377	4	1	0:01:36
2	107	Roger Grouwels Team Raceart	Porsche 991 GT3 Cup	GT	2	0.207	0.207	1:35.651	6	2	0:02:07
3	114	Bob Herber JR Motorsport	BMW M3 F80	GT	3	46.369	46.162	1:38.189	4	1	0:01:28
4	113	Edward Grouwels Team Raceart	Porsche 991 GT3 Cup	GT	4	1:06.121	19.752	1:38.622	14	1	0:01:28
5	104	Marcel van Berlo Van de Pas Racing	Porsche 991 GT3 Cup	GT	5	1:15.973	9.852	1:38.290	8	1	0:01:32
6	152	John de Wilde Speedlover	Porsche 991 GT3 Cup	GT	6	1:26.588	10.615	1:38.481	6	1	0:01:46
7	126	Jos Jansen JJ Racing	Porsche 997 Cup	GT	7	1:40.589	14.001	1:39.145	14	1	0:01:34
8	204	van den Munckhof-Zumbrink Munckhof Racing	BMW Z4 Coupe GTR	SS1	1	-- 35 laps --	37.886	1:39.688	34	1	0:01:59
9	259	van de Maat-Schreurs BS Racing Team	BMW E46 GTR	SS1	2	1.142	1.142	1:40.208	4	1	0:01:32
10	222	van Loon-van Loon Blueberry Racing	BMW E46 M3	SS1	3	36.634	35.492	1:41.833	17	1	0:01:39
11	210	Kosta Kanaroglou E2P Racing	Ginetta G50	SS1	4	42.239	5.605	1:41.134	22	1	0:01:35
12	111	Sluys-Schouten JR Motorsport	BMW M4 Silhouette	GT	8	44.151	1.912	1:35.325	13	2	0:04:40
13	228	Verhagen-Colembie JR Motorsport	BMW M3 E46 3.2	SS1	5	52.984	8.833	1:40.650	20	1	0:01:44
14	201	de Borst-de Kleijn Febo Racing Team	Seat Sport Leon Cup Racer	SS1	6	1:02.877	9.893	1:40.872	3	1	0:01:57
15	217	Huisman-van de Grift Ferry Monster Motorsport	Seat Sport Leon Cup Racer	SS1	7	-- 34 laps --	16.666	1:42.450	9	1	0:01:35
16	299	Rick Renmans JR Motorsport	BMW GTR	SS1	8	5.769	5.769	1:43.375	9	1	0:01:29
17	208	Ted van Vliet JR Motorsport	BMW E92 V8	SS1	9	21.813	16.044	1:41.886	11	1	0:01:36
18	327	Vannerum-Vannerum Vannerum Racing	BMW 235i Racing Cup	SS2	1	-- 33 laps --	2:26.136	1:46.462	32	1	0:01:32
19	244	Olivier Naakgeboren Naakgeboren Racing	BMW E46 3.2	SS1	10	-- 32 laps --	0.971	1:45.179	8	2	0:02:45
20	416	van der Voort-van der Sloot Kustlicht	Alfa 147	S	1	55.218	55.218	1:48.492	22	1	0:01:46
21	403	Rob Nieman Spirit Racing	Renault Clio RS 2.0 16V	S	2	1:09.103	13.885	1:48.918	16	1	0:01:52
22	402	Voet-van den Broeck Traxx Racing Team	Peugeot RCZ Cup	S	3	1:36.085	26.982	1:50.017	3	1	0:02:02

Fastest time : 1:35.325 in lap 13 by nbr. 111 : Sluys-Schouten (BMW M4 Silhouette)

Publication-time

Results: raceresults.nu

Timekeeping by : RSTime by Timeservice.nl

Time Printed 15-07-2017 - 14:50

Race Director

Steward

Timekeeper

Bobbe Veldkamp

Floortje Snoek



Superprix Zolder 2017

Result of Supercar Challenge pb Hankook - Race 1

14 - 16 July 2017
Zolder - 4000 mtr.

Result of Race 1

Pos	Nbr	Name / Entrant	Car	Class	PIC	Gap	Diff	Fastest	In	Pit Stops	Total time in Pit
23	401	Drost-Bedorf Spirit Racing	Renault Clio RS 2.0 16V	S	4	1:54.416	18.331	1:51.564	4	1	0:01:28
24	405	Wisselink-Tappel Bronckhorst Car Racing	BMW Zilhouette 2.0	S	5	-- 31 laps --	42.460	1:52.409	31	1	0:01:37
Not Classified in Class GT			Classification limit (75% of 36 Laps) = 28 Laps								
DNC	112	Ooms-van Engelen United Motorsports	Porsche 997 MK1	GT		-- 18 laps --	17:24.035	1:41.182	17	3	0:06:14
DNC	121	Daan Meijer JR Motorsport	BMW M4 Silhouette	GT		-- 10 laps --	9:39.398	1:37.733	3	1	0:00:00
Not Classified in Class SS1			Classification limit (75% of 35 Laps) = 27 Laps								
DNC	226	Lemmens-Bartels RMR Racing	KTM X Bow	SS1		-- 17 laps --		1:43.325	3	2	0:01:55
DNC	245	van den Berg-van den Berg Harders Plaza	BMW	SS1		-- 5 laps --		1:42.071	3	0	0:00:00

Time penalty for cars 111, 226

Time penalty cars 112, 152 - pit stop too early

Fastest time : 1:35.325 in lap 13 by nbr. 111 : Sluis-Schouten (BMW M4 Silhouette)

Publication-time

Results: raceresults.nu

Timekeeping by : RSTime by Timeservice.nl

Time Printed 15-07-2017 - 14:50

Race Director

Steward

Timekeeper

Bobbe Veldkamp

Floortje Snoek



Superprix Zolder 2017

Result of Supercar Challenge pb Hankook - Race 1

14 - 16 July 2017
Zolder - 4000 mtr.

GT Division 3.4 Kilo per HP driver included

Pos	Nbr	Name / Entrant	Gap	Diff	Fastest Laptime	In	Pit Stops	Total time in Pit	
1	123	Bogaerts-van der Aa SDW Shipping by JR Motorsport	BMW M4 Silhouette	-- 36 laps --	1:36.377	4	1	0:01:36	
2	107	Roger Grouwels Team Raceart	Porsche 991 GT3 Cup	0.207	0.207	1:35.651	6	2	0:02:07
3	114	Bob Herber JR Motorsport	BMW M3 F80	46.369	46.162	1:38.189	4	1	0:01:28
4	113	Edward Grouwels Team Raceart	Porsche 991 GT3 Cup	1:06.121	19.752	1:38.622	14	1	0:01:28
5	104	Marcel van Berlo Van de Pas Racing	Porsche 991 GT3 Cup	1:15.973	9.852	1:38.290	8	1	0:01:32
6	152	John de Wilde Speedlover	Porsche 991 GT3 Cup	1:26.588	10.615	1:38.481	6	1	0:01:46
7	126	Jos Jansen JJ Racing	Porsche 997 Cup	1:40.589	14.001	1:39.145	14	1	0:01:34
8	111	Sluys-Schouten JR Motorsport	BMW M4 Silhouette	-- 35 laps --	1:35.325	13	2	0:04:40	
Not Classified in Class GT									
Classification limit (75% of 36 Laps) = 28 Laps									
DNC	112	Ooms-van Engelen United Motorsports	Porsche 997 MK1	-- 18 laps --	1:41.182	17	3	0:06:14	
DNC	121	Daan Meijer JR Motorsport	BMW M4 Silhouette	-- 10 laps --	1:37.733	3	1	0:00:00	


Fastest time : 1:35.325 in lap 13 by nbr. 111 : Sluys-Schouten (BMW M4 Silhouette)

Publication-time

Results: raceresults.nu

Timekeeping by : RSTime by Timeservice.nl

Time Printed 15-07-2017 - 14:51

Race Director	Steward	Timekeeper	
Bobbe Veldkamp		Floortje Snoek	
Page 1 of 3			

Superprix Zolder 2017

Result of Supercar Challenge pb Hankook - Race 1

14 - 16 July 2017
Zolder - 4000 mtr.

Supersport 1 Division Min 4.1 Kg per HP driver included

Pos	Nbr	Name / Entrant	Gap	Diff	Fastest Laptime	In	Pit Stops	Total time in Pit	
1	204	van den Munckhof-Zumbrink Munckhof Racing	BMW Z4 Coupe GTR	-- 35 laps --	1:39.688	34	1	0:01:59	
2	259	van de Maat-Schreurs BS Racing Team	BMW E46 GTR	1.142	1.142	1:40.208	4	1	0:01:32
3	222	van Loon-van Loon Blueberry Racing	BMW E46 M3	36.634	35.492	1:41.833	17	1	0:01:39
4	210	Kosta Kanaroglou E2P Racing	Ginetta G50	42.239	5.605	1:41.134	22	1	0:01:35
5	228	Verhagen-Colembie JR Motorsport	BMW M3 E46 3.2	52.984	10.745	1:40.650	20	1	0:01:44
6	201	de Borst-de Kleijn Febo Racing Team	Seat Sport Leon Cup Racer	1:02.877	9.893	1:40.872	3	1	0:01:57
7	217	Huisman-van de Grift Ferry Monster Motorsport	Seat Sport Leon Cup Racer	-- 34 laps --		1:42.450	9	1	0:01:35
8	299	Rick Renmans JR Motorsport	BMW GTR	5.769	5.769	1:43.375	9	1	0:01:29
9	208	Ted van Vliet JR Motorsport	BMW E92 V8	21.813	16.044	1:41.886	11	1	0:01:36
10	244	Olivier Naaktgeboren Naaktgeboren Racing	BMW E46 3.2	-- 32 laps --		1:45.179	8	2	0:02:45

Not Classified in Class SS1		Classification limit (75% of 35 Laps) = 27 Laps						
DNC	226	Lemmens-Bartels RMR Racing	KTM X Bow	-- 17 laps --	1:43.325	3	2	0:01:55
DNC	245	van den Berg-van den Berg Harders Plaza	BMW	-- 5 laps --	1:42.071	3	0	0:00:00

Supersport 2 Division Min 4.8 Kg per HP (driver included)

Pos	Nbr	Name / Entrant	Gap	Diff	Fastest Laptime	In	Pit Stops	Total time in Pit
1	327	Vannerum-Vannerum Vannerum Racing	BMW 235i Racing Cup	-- 33 laps --	1:46.462	32	1	0:01:32



Fastest time : 1:35.325 in lap 13 by nbr. 111 : Sluis-Schouten (BMW M4 Silhouette)

Publication-time

Results: raceresults.nu

Timekeeping by : RSTime by Timeservice.nl

Time Printed 15-07-2017 - 14:51

Race Director Bobbe V eldkamp	Steward	Timekeeper  Floortje Snoek	 Timeservice.nl
Page 2 of 3			

Superprix Zolder 2017

Result of Supercar Challenge pb Hankook - Race 1

14 - 16 July 2017
Zolder - 4000 mtr.

Sport Division Min 5.6 Kg per HP (driver included) max. 2.500 CC turbo x 1.5

Pos	Nbr	Name / Entrant	Gap	Diff	Fastest Laptime	In	Pit Stops	Total time in Pit	
1	416	van der Voort-van der Sloot Kustlicht	Alfa 147	-- 32 laps --	56.189	1:48.492	22	1	0:01:46
2	403	Rob Nieman Spirit Racing	Renault Clio RS 2.0 16V	13.885	13.885	1:48.918	16	1	0:01:52
3	402	Voet-van den Broeck Traxx Racing Team	Peugeot RCZ Cup	40.867	26.982	1:50.017	3	1	0:02:02
4	401	Drost-Bedorf Spirit Racing	Renault Clio RS 2.0 16V	59.198	18.331	1:51.564	4	1	0:01:28
5	405	Wisselink-Tappel Bronckhorst Car Racing	BMW Zilhouette 2.0	-- 31 laps --		1:52.409	31	1	0:01:37

Time penalty for cars 111, 226

Time penalty cars 112, 152 - pit stop too early


Fastest time : 1:35.325 in lap 13 by nbr. 111 : Sluis-Schouten (BMW M4 Silhouette)

Publication-time

Results: raceresults.nu

Timekeeping by : RSTime by Timeservice.nl

Time Printed 15-07-2017 - 14:51

Race Director	Steward	Timekeeper	
Bobbe Veldkamp		Floortje Snoek	
Page 3 of 3			

Superprix Zolder 2017

Supercar Challenge pb Hankook
Laptimes - Race 1

14 - 16 July 2017
Zolder - 4000 mtr.

Nbr	Name	Laps	lap	Lap ..1	Lap ..2	Lap ..3	Lap ..4	Lap ..5	Lap ..6	Lap ..7	Lap ..8	Lap ..9	Lap ..0	
123	Bogaerts-van der Aa	36	1 - 10	1:41.544	1:37.394	1:36.546	1:36.377	1:36.553	1:37.633	1:36.684	1:40.928	1:36.942	1:36.764	
			11 - 20	1:37.117	1:37.185	1:37.633	1:38.203	1:38.014	1:37.482	1:38.236	1:36.986	1:38.394	1:37.532	
			21 - 30	1:37.483	1:47.801	3:04.475	1:42.064	1:38.718	1:38.701	1:39.056	1:40.618	1:38.715	1:39.042	
			31 - 40	1:40.683	1:40.680	1:39.421	1:39.885	1:40.132	1:39.726					
107	Roger Grouw els	36	1 - 10	1:39.518	1:36.812	1:36.789	1:36.311	1:36.113	1:35.651	1:37.256	1:38.166	1:37.585	1:37.103	
			11 - 20	1:37.002	1:36.935	1:38.701	1:38.639	1:37.291	1:37.334	1:37.731	1:36.918	1:37.608	1:37.409	
			21 - 30	1:36.890	1:37.466	1:47.063	3:11.874	1:37.015	1:37.513	1:37.218	1:38.988	1:38.483	1:38.583	
			31 - 40	1:38.620	1:46.721	1:55.921	1:37.164	1:37.376	1:37.933					
114	Bob Herber	36	1 - 10	1:42.897	1:40.764	1:38.656	1:38.189	1:39.981	1:39.437	1:39.966	1:39.222	1:40.350	1:44.118	
			11 - 20	1:40.463	1:39.679	1:39.222	1:39.341	1:39.570	1:39.674	1:40.446	1:47.889	2:58.368	1:39.348	
			21 - 30	1:38.940	1:39.511	1:39.681	1:39.138	1:39.855	1:39.655	1:39.770	1:40.317	1:39.598	1:40.058	
			31 - 40	1:39.990	1:40.267	1:40.393	1:40.332	1:40.984	1:41.013					
113	Edward Grouwes	36	1 - 10	1:44.699	1:40.657	1:40.570	1:41.438	1:40.861	1:39.699	1:40.177	1:38.936	1:39.759	1:45.678	
			11 - 20	1:40.521	1:39.196	1:39.081	1:38.622	1:38.827	1:39.415	1:40.922	1:40.390	1:50.901	3:01.577	
			21 - 30	1:39.741	1:40.187	1:39.975	1:39.499	1:39.717	1:41.436	1:40.824	1:39.958	1:39.776	1:40.744	
			31 - 40	1:39.737	1:40.445	1:39.914	1:40.361	1:40.380	1:42.382					
104	Marcel van Berlo	36	1 - 10	1:44.422	1:40.387	1:40.796	1:41.414	1:40.798	1:39.741	1:39.321	1:38.290	1:39.746	1:42.117	
			11 - 20	1:39.498	1:39.393	1:39.331	1:39.008	1:40.291	1:38.818	1:41.639	1:39.941	1:41.864	1:49.070	
			21 - 30	3:05.447	1:41.466	1:40.222	1:39.761	1:40.627	1:41.266	1:41.255	1:39.804	1:39.083	1:41.358	
			31 - 40	1:40.515	1:41.141	1:42.245	1:40.885	1:41.233	1:44.503					
152	John de Wilde	36	1 - 10	1:43.788	1:40.554	1:40.728	1:41.589	1:39.810	1:38.481	1:38.841	1:38.547	1:39.345	1:44.269	
			11 - 20	1:39.651	1:39.660	1:39.148	1:38.910	1:39.002	1:39.114	1:46.168	3:19.629	1:41.522	1:40.113	
			21 - 30	1:40.292	1:40.983	1:39.625	1:39.079	1:39.639	1:40.058	1:39.850	1:39.436	1:38.736	1:41.010	
			31 - 40	1:39.245	1:39.214	1:39.755	1:41.159	1:39.188	1:41.274					
126	Jos Jansen	36	1 - 10	1:42.720	1:41.126	1:41.410	1:41.502	1:41.096	1:39.649	1:40.581	1:39.917	1:40.225	1:46.302	
			11 - 20	1:42.497	1:39.958	1:39.516	1:39.145	1:39.340	1:40.674	1:39.919	1:40.725	1:40.867	1:48.086	
			21 - 30	3:07.645	1:40.126	1:41.632	1:40.765	1:42.292	1:41.290	1:42.223	1:42.522	1:42.482	1:42.678	
			31 - 40	1:41.107	1:42.168	1:43.003	1:41.368	1:42.036	1:43.126					
204	van den Munckhof-Zumbrink	35	1 - 10	1:45.375	1:44.454	1:40.816	1:40.338	1:41.121	1:40.832	1:40.464	1:40.693	1:40.512	1:43.628	
			11 - 20	1:46.295	1:41.620	1:51.187	3:31.991	1:40.419	1:40.302	1:41.484	1:41.291	1:41.054	1:41.065	
			21 - 30	1:41.158	1:42.749	1:43.070	1:43.577	1:41.535	1:40.843	1:42.119	1:40.623	1:41.098	1:42.222	
			31 - 40	1:41.001	1:39.972	1:40.288	1:39.688	1:41.031						
259	van de Maat-Schreurs	35	1 - 10	1:46.418	1:42.164	1:40.463	1:40.208	1:41.295	1:40.434	1:40.876	1:40.397	1:40.602	1:44.308	
			11 - 20	1:44.427	1:42.341	1:40.807	1:49.604	3:08.797	1:42.249	1:42.345	1:41.831	1:43.033	1:42.477	
			21 - 30	1:43.023	1:42.963	1:44.719	1:42.643	1:41.700	1:41.448	1:42.126	1:43.283	1:43.422	1:41.743	
			31 - 40	1:42.919	1:43.044	1:42.435	1:42.360	1:43.484						
222	van Loon-van Loon	35	1 - 10	1:48.379	1:43.832	1:42.897	1:43.507	1:46.592	1:43.736	1:43.595	1:43.570	1:43.317	1:45.919	
			11 - 20	1:43.541	1:51.974	3:14.672	1:42.034	1:43.172	1:41.950	1:41.833	1:42.019	1:43.224	1:42.434	
			21 - 30	1:42.369	1:42.116	1:41.993	1:41.966	1:42.343	1:42.874	1:42.827	1:43.068	1:42.349	1:42.925	
			31 - 40	1:42.443	1:42.011	1:43.366	1:42.863	1:43.804						
210	Kosta Kanaroglou	35	1 - 10	1:49.792	1:45.496	1:44.988	1:44.524	1:42.819	1:43.658	1:42.170	1:54.737	1:41.629	1:42.200	
			11 - 20	1:44.288	1:44.314	1:43.268	1:42.864	1:42.199	1:50.644	3:09.445	1:41.254	1:41.681	1:42.815	
			21 - 30	1:41.477	1:41.134	1:42.000	1:42.608	1:43.214	1:41.922	1:41.976	1:42.294	1:42.343	1:43.306	
			31 - 40	1:42.520	1:42.095	1:43.859	1:42.783	1:48.117						

Superprix Zolder 2017

Supercar Challenge pb Hankook
Laptimes - Race 1

14 - 16 July 2017
Zolder - 4000 mtr.

Nbr	Name	Laps	lap	Lap ..1	Lap ..2	Lap ..3	Lap ..4	Lap ..5	Lap ..6	Lap ..7	Lap ..8	Lap ..9	Lap ..0
111	Sluys-Schouten	35	1 - 10	1:47.978	4:14.765	1:35.455	1:36.074	1:35.651	1:36.544	1:37.961	1:37.432	1:37.243	1:37.168
			11 - 20	1:40.083	1:36.148	1:35.325	1:36.388	1:36.493	1:35.977	1:37.070	1:38.066	1:38.073	1:37.196
			21 - 30	1:37.324	1:49.311	3:30.773	1:38.737	1:37.186	1:38.685	1:39.985	1:37.797	1:38.195	1:37.475
			31 - 40	1:36.927	1:37.276	1:39.132	1:38.525	1:46.599					
228	Verhagen-Colembie	35	1 - 10	1:52.074	1:46.103	1:46.002	1:45.320	1:44.403	1:45.341	1:47.567	1:44.229	1:43.220	1:43.580
			11 - 20	1:43.476	1:57.221	3:18.020	1:42.536	1:42.702	1:43.117	1:41.710	1:42.327	1:42.322	1:40.650
			21 - 30	1:42.185	1:41.697	1:41.471	1:41.627	1:43.810	1:43.530	1:41.828	1:41.865	1:43.200	1:42.264
			31 - 40	1:41.426	1:42.976	1:41.297	1:42.406	1:44.068					
201	de Borst-de Kleijn	35	1 - 10	1:46.784	1:42.638	1:40.872	1:41.000	1:41.804	1:42.493	1:41.743	1:41.840	1:42.366	1:45.647
			11 - 20	1:44.525	1:44.964	1:42.338	1:53.414	3:31.767	1:43.932	1:42.632	1:42.148	1:42.357	1:42.602
			21 - 30	1:43.037	1:43.337	1:43.179	1:42.808	1:42.967	1:42.574	1:43.091	1:43.714	1:46.145	1:43.900
			31 - 40	1:43.831	1:46.586	1:44.689	1:44.518	1:45.503					
217	Huisman-van de Grift	34	1 - 10	1:48.359	1:43.957	1:42.779	1:43.397	1:44.290	1:42.736	1:42.777	1:42.550	1:42.450	1:42.466
			11 - 20	1:43.148	1:45.666	1:42.896	1:43.085	1:43.682	1:52.609	3:13.568	1:44.939	1:45.688	1:45.295
			21 - 30	1:43.896	1:46.040	1:44.456	1:45.195	1:44.744	1:47.667	1:43.996	1:44.820	1:44.736	1:45.271
			31 - 40	1:47.024	1:44.526	1:45.531	1:44.337						
299	Rick Renmans	34	1 - 10	1:49.508	1:44.709	1:44.933	1:47.006	1:44.288	1:44.040	1:43.995	1:45.509	1:43.375	1:43.771
			11 - 20	1:44.915	1:46.535	1:54.779	3:04.285	1:44.443	1:44.546	1:43.689	1:45.012	1:44.107	1:44.778
			21 - 30	1:43.414	1:44.024	1:44.875	1:45.586	1:44.959	1:44.656	1:45.365	1:45.948	1:43.980	1:44.306
			31 - 40	1:44.627	1:45.694	1:44.187	1:44.048						
208	Ted van Vliet	34	1 - 10	1:51.629	1:43.641	1:44.204	1:44.079	1:42.447	1:43.242	1:43.357	1:42.863	1:44.443	1:43.383
			11 - 20	1:41.886	1:43.122	1:56.534	1:53.287	3:22.247	1:45.128	1:42.863	1:45.770	1:44.385	1:45.368
			21 - 30	1:45.070	1:46.921	1:43.939	1:44.562	1:43.352	1:44.649	1:45.295	1:44.322	1:44.056	1:44.616
			31 - 40	1:45.495	1:44.371	1:44.710	1:44.400						
327	Vannerum-Vannerum	33	1 - 10	1:56.155	1:50.737	1:50.205	1:51.824	1:51.799	1:51.947	1:51.751	1:52.319	1:53.976	1:57.733
			11 - 20	2:04.246	3:14.316	1:47.457	1:48.000	1:47.574	1:46.870	1:47.040	1:49.041	1:47.816	1:47.047
			21 - 30	1:48.329	1:48.149	1:46.996	1:47.290	1:48.193	1:47.544	1:47.529	1:49.762	1:47.552	1:47.819
			31 - 40	1:47.236	1:46.462	1:50.588							
244	Olivier Naaktgeboren	32	1 - 10	1:52.685	1:45.608	1:46.331	1:45.653	1:45.867	1:45.536	1:45.914	1:45.179	1:45.216	1:45.860
			11 - 20	1:46.964	1:45.718	1:52.732	3:20.221	2:08.097	2:48.954	1:48.108	1:46.535	1:47.014	1:45.640
			21 - 30	1:47.238	1:47.250	1:46.419	1:45.758	1:46.950	1:47.981	1:46.711	1:49.231	1:48.016	1:48.443
			31 - 40	1:46.634	1:47.069								
416	van der Voort-van der Sloot	32	1 - 10	1:58.463	1:51.546	1:52.221	1:51.825	1:51.907	1:51.520	1:51.563	1:52.973	1:54.529	1:54.086
			11 - 20	2:02.881	3:29.804	1:50.093	1:50.073	1:49.779	1:49.541	1:49.331	1:48.652	1:48.797	1:48.609
			21 - 30	1:50.570	1:48.492	1:48.761	1:49.346	1:51.737	1:50.039	1:52.210	1:49.051	1:48.926	1:49.975
			31 - 40	1:48.880	1:49.513								
403	Rob Nieman	32	1 - 10	1:55.882	1:50.837	1:50.196	1:51.906	1:51.787	1:51.894	1:51.623	1:52.792	1:53.788	1:56.466
			11 - 20	1:57.490	3:35.629	1:50.636	1:49.892	1:49.980	1:48.918	1:50.536	1:49.277	1:48.948	1:49.165
			21 - 30	1:49.973	1:49.161	1:49.143	1:49.844	1:50.843	1:50.951	1:54.273	1:51.134	1:52.547	1:51.320
			31 - 40	1:50.836	1:52.653								
402	Voet-van den Broeck	32	1 - 10	1:57.115	1:50.025	1:50.017	1:51.919	1:51.923	1:51.822	1:51.953	1:53.138	1:53.090	1:54.933
			11 - 20	1:50.877	1:50.220	1:58.860	3:47.958	1:51.580	1:51.788	1:50.526	1:51.181	1:50.905	1:51.289
			21 - 30	1:51.243	1:51.694	1:51.221	1:52.161	1:50.656	1:52.582	1:51.642	1:50.727	1:50.820	1:51.981
			31 - 40	1:50.563	1:50.563								

Superprix Zolder 2017

Supercar Challenge pb Hankook
 Laptimes - Race 1

14 - 16 July 2017
 Zolder - 4000 mtr.

Nbr	Name	Laps	lap	Lap ..1	Lap ..2	Lap ..3	Lap ..4	Lap ..5	Lap ..6	Lap ..7	Lap ..8	Lap ..9	Lap ..0
401	Drost-Bedorf	32	1 - 10	1:57.806	1:53.994	1:52.534	1:51.564	1:52.309	1:53.321	1:51.755	1:52.222	1:54.656	1:53.534
			11 - 20	1:53.357	1:53.641	1:53.894	2:00.780	3:17.371	1:54.929	1:52.523	1:53.244	1:53.049	1:52.812
			21 - 30	1:54.256	1:53.704	1:52.913	1:51.905	1:52.721	1:51.775	1:52.225	1:52.329	1:52.439	1:51.583
			31 - 40	1:52.081	1:57.232								
405	Wisselink-Tappel	31	1 - 10	1:56.187	1:53.328	1:56.257	1:53.227	1:54.237	1:53.068	1:53.919	1:53.103	1:53.986	1:52.958
			11 - 20	1:55.165	1:55.863	1:53.189	1:53.196	2:00.323	3:22.918	1:53.016	1:54.714	1:52.846	1:52.419
			21 - 30	1:54.051	1:53.084	1:53.348	2:08.232	1:56.330	1:52.998	1:52.914	1:54.448	1:52.691	1:55.226
			31 - 40	1:52.409									
112	Ooms-van Engelen	18	1 - 10	1:48.398	1:43.786	1:42.459	4:54.487	5:35.901	1:46.154	1:45.501	1:48.011	1:46.571	1:46.490
			11 - 20	1:59.874	3:57.377	1:41.207	1:41.504	1:41.304	1:44.893	1:41.182	1:52.097		
121	Daan Meijer	10	1 - 10	1:42.987	1:39.867	1:37.733	1:37.961	1:39.757	1:39.917	1:38.605	1:39.007	1:43.111	2:25.924
226	Lemmens-Bartels	17	1 - 10	1:49.123	1:44.088	1:43.325	1:43.874	1:44.417	1:51.869	1:50.617	1:46.322	1:50.376	1:47.874
			11 - 20	1:46.363	1:49.003	1:48.788	1:48.924	2:01.840	3:31.440	2:51.674			
245	van den Berg-van den Berg	5	1 - 10	1:46.133	1:44.566	1:42.071	1:43.978	1:45.211					

Superprix Zolder 2017

Supercar Challenge pb Hankook
Sector analyse - Race 1

14 - 16 July 2017
Zolder - 4000 mtr.

Pos	Nbr	Name / Team name	Sector 1			Sector 2			Sector 3			Theoretical best	Actual best	In
			time	Lap	pos	time	Lap	pos	time	Lap	pos			
1	123	Bogaerts -van der A a	30.919	4	2	35.369	3	3	29.808	7	3	1:36.096	1:36.377	4
2	107	Roger Grouwels	30.973	4	3	34.869	6	2	29.622	6	2	1:35.464	1:35.651	6
3	114	Bob Herber	31.516	4	5	36.022	4	6	30.210	3	4	1:37.748	1:38.189	4
4	113	Edward Grouwels	31.914	14	8	35.997	9	5	30.258	7	6	1:38.169	1:38.622	14
5	104	Marcel van Berlo	31.746	16	7	35.842	8	4	30.465	7	7	1:38.053	1:38.290	8
6	152	John de Wilde	31.611	9	6	36.049	32	7	30.484	35	8	1:38.144	1:38.481	6
7	126	Jos Jansen	31.989	14	9	36.121	14	8	30.538	7	9	1:38.648	1:39.145	14
8	204	van den Munckhof-Zumbrink	32.070	2	10	36.413	34	10	30.926	34	10	1:39.409	1:39.688	34
9	259	van de Maat-Schreurs	32.137	4	11	36.618	9	11	31.245	30	11	1:40.000	1:40.208	4
10	222	van Loon-van Loon	32.687	23	18	37.117	22	16	31.698	14	17	1:41.502	1:41.833	17
11	210	Kosta Kanaroglou	32.231	18	13	36.997	9	15	31.579	15	16	1:40.807	1:41.134	22
12	111	Sluys-Schouten	30.353	14	1	34.724	5	1	29.508	3	1	1:34.585	1:35.325	13
13	228	Verhagen-Colembie	32.406	24	14	36.751	20	12	31.268	20	12	1:40.425	1:40.650	20
14	201	de Borst-de Kleijn	32.196	4	12	36.944	4	13	31.551	3	15	1:40.691	1:40.872	3
15	217	Huisman-van de Grift	32.583	10	16	37.464	9	18	31.858	5	19	1:41.905	1:42.450	9
16	299	Rick Renmans	33.157	10	21	37.815	7	21	31.972	9	21	1:42.944	1:43.375	9
17	208	Ted van Vliet	32.493	5	15	37.439	11	17	31.326	6	14	1:41.258	1:41.886	11
18	327	Vannerum-Vannerum	34.261	30	23	38.875	19	23	33.042	15	23	1:46.178	1:46.462	32
19	244	Olivier Naaktgeboren	33.637	8	22	38.171	9	22	32.853	2	22	1:44.661	1:45.179	8
20	416	van der Voort-van der Sloot	34.744	24	24	39.645	23	25	33.738	18	24	1:48.127	1:48.492	22
21	403	Rob Nieman	34.887	16	25	39.606	19	24	33.880	15	25	1:48.373	1:48.918	16
22	402	Voet-van den Broeck	35.187	11	26	39.989	2	26	34.204	3	26	1:49.380	1:50.017	3
23	401	Drost-Bedorf	35.571	30	28	40.488	4	27	34.754	24	27	1:50.813	1:51.564	4
24	405	Wisselink-Tappel	35.502	13	27	41.067	20	28	35.198	1	28	1:51.767	1:52.409	31
25	112	Ooms-van Engelen	32.822	15	19	36.953	14	14	31.308	13	13	1:41.083	1:41.182	17
26	121	Daan Meijer	31.106	3	4	36.192	4	9	30.220	2	5	1:37.518	1:37.733	3
27	226	Lemmens-Bartels	33.053	3	20	37.789	5	20	31.879	4	20	1:42.721	1:43.325	3
28	245	van den Berg-van den Berg	32.648	3	17	37.604	3	19	31.819	3	18	1:42.071	1:42.071	3

Superprix Zolder 2017

Supercar Challenge pb Hankook
Laps and Sector Times - Race 1

14 - 16 July 2017
Zolder - 4000 mtr.

104 Marcel van Berlo									Porsche 991 GT3 Cup										
lap	Sect-1	Speed	Sect-2	Speed	Sect-3	Speed	TopSpeed	laptime	pit	lap	Sect-1	Speed	Sect-2	Speed	Sect-3	Speed	Topspeed	laptime	pit
1	35.067		37.934		31.421	203.4		1:44.422		19	32.671		38.023		31.170	203.4		1:41.864	
2	31.848		37.424		31.115	205.7		1:40.387		20	32.732		37.826		In			1:49.070	P
3	31.997		37.527		31.272	204.5		1:40.796		21	Out		36.231		31.275	203.4		3:05.447	P
4	31.962		38.241		31.211	204.5		1:41.414		22	33.909		36.562		30.995	202.2		1:41.466	
5	32.818		37.350		30.630	205.7		1:40.798		23	32.530		36.511		31.181	203.4		1:40.222	
6	32.033		36.879		30.829	203.4		1:39.741		24	32.420		36.235		31.106	202.2		1:39.761	
7	32.180		36.676		<u>30.465</u>	204.5		1:39.321		25	32.666		36.475		31.486	203.4		1:40.627	
8	31.752		<u>35.842</u>		30.696	205.7		<u>1:38.290</u>		26	32.906		37.139		31.221	202.2		1:41.266	
9	32.273		36.582		30.891	204.5		1:39.746		27	32.696		37.481		31.078	204.5		1:41.255	
10	32.269		38.765		31.083	203.4		1:42.117		28	32.388		36.557		30.859	204.5		1:39.804	
11	31.931		36.494		31.073	204.5		1:39.498		29	32.149		36.196		30.738	205.7		1:39.083	
12	32.051		36.302		31.040	205.7		1:39.393		30	32.559		37.784		31.015	204.5		1:41.358	
13	32.120		36.213		30.998	205.7		1:39.331		31	32.489		36.732		31.294	202.2		1:40.515	
14	32.140		35.982		30.886	203.4		1:39.008		32	33.093		37.041		31.007	204.5		1:41.141	
15	32.162		36.941		31.188	204.5		1:40.291		33	33.667		37.324		31.254	205.7		1:42.245	
16	<u>31.746</u>		36.270		30.802	203.4		1:38.818		34	32.744		37.012		31.129	204.5		1:40.885	
17	33.435		37.287		30.917	204.5		1:41.639		35	32.656		37.152		31.425	204.5		1:41.233	
18	32.369		36.393		31.179	204.5		1:39.941		36	32.892		38.882		32.729	200.0		1:44.503	

107 Roger Grouwels									Porsche 991 GT3 Cup										
lap	Sect-1	Speed	Sect-2	Speed	Sect-3	Speed	TopSpeed	laptime	pit	lap	Sect-1	Speed	Sect-2	Speed	Sect-3	Speed	Topspeed	laptime	pit
1	33.527		36.053		29.938	208.1		1:39.518		19	31.807		35.598		30.203	209.3		1:37.608	
2	31.359		35.630		29.823	209.3		1:36.812		20	31.483		35.626		30.300	208.1		1:37.409	
3	31.573		35.372		29.844	209.3		1:36.789		21	31.205		35.578		30.107	209.3		1:36.890	
4	<u>30.973</u>		35.456		29.882	209.3		1:36.311		22	31.443		35.440		30.583	208.1		1:37.466	
5	31.340		35.046		29.727	208.1		1:36.113		23	32.294		35.638		In			1:47.063	P
6	31.160		<u>34.869</u>		<u>29.622</u>	209.3		<u>1:35.651</u>		24	Out		36.050		30.256	209.3		3:11.874	P
7	31.987		35.530		29.739	209.3		1:37.256		25	31.255		35.753		30.007	209.3		1:37.015	
8	32.850		35.330		29.986	206.9		1:38.166		26	31.348		35.985		30.180	209.3		1:37.513	
9	31.706		35.935		29.944	210.5		1:37.585		27	31.376		35.656		30.186	210.5		1:37.218	
10	31.841		35.457		29.805	210.5		1:37.103		28	32.159		36.102		30.727	208.1		1:38.988	
11	31.464		35.659		29.879	210.5		1:37.002		29	32.086		36.127		30.270	206.9		1:38.483	
12	31.721		35.456		29.758	210.5		1:36.935		30	31.788		36.260		30.535	210.5		1:38.583	
13	31.578		35.601		31.522	210.5		1:38.701		31	31.515		36.976		30.129	209.3		1:38.620	
14	32.233		36.416		29.990	208.1		1:38.639		32	31.680		36.341		In			1:46.721	P
15	31.211		35.687		30.393	210.5		1:37.291		33	Out		35.414		29.817	210.5		1:55.921	P
16	31.296		35.800		30.238	208.1		1:37.334		34	31.124		35.485		30.555	209.3		1:37.164	
17	32.539		35.271		29.921	209.3		1:37.731		35	31.305		35.781		30.290	209.3		1:37.376	
18	31.254		35.696		29.968	209.3		1:36.918		36	31.938		35.760		30.235	210.5		1:37.933	

111 Sluys-Schouten									BMW M4 Silhouette										
lap	Sect-1	Speed	Sect-2	Speed	Sect-3	Speed	TopSpeed	laptime	pit	lap	Sect-1	Speed	Sect-2	Speed	Sect-3	Speed	Topspeed	laptime	pit
1	32.971		38.963		In			1:47.978	P	19	31.038		36.526		30.509	205.7		1:38.073	
2	Out		35.345		29.558	204.5		4:14.765	P	20	31.484		35.632		30.080	203.4		1:37.196	
3	30.932		35.015		<u>29.508</u>	203.4		1:35.455		21	31.194		35.787		30.343	205.7		1:37.324	
4	31.191		35.322		29.561	204.5		1:36.074		22	31.793		36.546		In			1:49.311	P
5	31.319		<u>34.724</u>		29.608	204.5		1:35.651		23	Out		38.840		30.766	205.7		3:30.773	P
6	30.847		35.971		29.726	203.4		1:36.544		24	32.019		36.427		30.291	204.5		1:38.737	
7	30.459		37.391		30.111	204.5		1:37.961		25	31.154		35.672		30.360	206.9		1:37.186	
8	30.680		36.086		30.666	205.7		1:37.432		26	31.946		36.396		30.343	204.5		1:38.685	
9	31.328		35.721		30.194	204.5		1:37.243		27	32.720		36.710		30.555	205.7		1:39.985	
10	31.121		35.922		30.125	205.7		1:37.168		28	31.198		36.188		30.411	205.7		1:37.797	
11	33.055		36.770		30.258	205.7		1:40.083		29	31.319		35.812		31.064	202.2		1:38.195	
12	30.910		35.246		29.992	204.5		1:36.148		30	31.642		35.466		30.367	205.7		1:37.475	
13	30.507		34.937		29.881	205.7		<u>1:35.325</u>		31	31.370		35.395		30.162	206.9		1:36.927	
14	<u>30.353</u>		35.862		30.173	203.4		1:36.388		32	31.448		35.546		30.282	204.5		1:37.276	
15	30.793		35.759		29.941	204.5		1:36.493		33	31.663		36.657		30.812	206.9		1:39.132	
16	30.759		35.108		30.110	205.7		1:35.977		34	31.661		35.771		31.093	204.5		1:38.525	
17	31.479		35.514		30.077	203.4		1:37.070		35	31.744		35.920		38.935	194.6		1:46.599	
18	31.626		35.499		30.941	201.1		1:38.066		36									

Superprix Zolder 2017

Supercar Challenge pb Hankook
Laps and Sector Times - Race 1

14 - 16 July 2017
Zolder - 4000 mtr.

112 Ooms-van Engelen									Porsche 997 MK1										
lap	Sect-1	Speed	Sect-2	Speed	Sect-3	Speed	TopSpeed	laptime	pit	lap	Sect-1	Speed	Sect-2	Speed	Sect-3	Speed	Topspeed	laptime	pit
1	36.488		39.769		32.141	197.8		1:48.398		10	33.993		38.879		33.618	192.5		1:46.490	
2	33.645		38.055		32.086	200.0		1:43.786		11	34.638		38.485		In			1:59.874	P
3	33.053		37.862		31.544	202.2		1:42.459		12	Out		38.211		31.544	201.1		3:57.377	P
4	3:20.393		49.155		In			4:54.487	P	13	32.901		36.998		<u>31.308</u>	202.2		1:41.207	
5	Out		40.433		32.503	198.9		5:35.901	P	14	32.925		<u>36.953</u>		31.626	197.8		1:41.504	
6	34.593		39.069		32.492	198.9		1:46.154		15	<u>32.822</u>		37.154		31.328	202.2		1:41.304	
7	34.080		38.928		32.493	200.0		1:45.501		16	34.166		37.555		33.172	201.1		1:44.893	
8	33.668		40.176		34.167	201.1		1:48.011		17	32.885		36.969		31.328	201.1		<u>1:41.182</u>	
9	34.651		39.342		32.578	198.9		1:46.571		18	33.075		38.507		In			1:52.097	P

113 Edward Grouwels									Porsche 991 GT3 Cup										
lap	Sect-1	Speed	Sect-2	Speed	Sect-3	Speed	TopSpeed	laptime	pit	lap	Sect-1	Speed	Sect-2	Speed	Sect-3	Speed	Topspeed	laptime	pit
1	35.758		37.897		31.044	204.5		1:44.699		19	32.845		36.975		In			1:50.901	P
2	32.292		37.317		31.048	206.9		1:40.657		20	Out		36.753		30.838	209.3		3:01.577	P
3	32.116		37.340		31.114	203.4		1:40.570		21	32.770		36.310		30.661	205.7		1:39.741	
4	32.226		38.035		31.177	208.1		1:41.438		22	32.723		36.795		30.669	205.7		1:40.187	
5	33.369		37.017		30.475	208.1		1:40.861		23	32.566		36.512		30.897	205.7		1:39.975	
6	32.069		36.916		30.714	206.9		1:39.699		24	32.443		36.490		30.566	208.1		1:39.499	
7	32.290		37.629		<u>30.258</u>	205.7		1:40.177		25	32.520		36.329		30.868	208.1		1:39.717	
8	32.284		36.195		30.457	206.9		1:38.936		26	33.339		37.049		31.048	203.4		1:41.436	
9	32.398		<u>35.997</u>		31.364	208.1		1:39.759		27	32.981		37.002		30.841	206.9		1:40.824	
10	32.393		40.096		33.189	204.5		1:45.678		28	32.840		36.549		30.569	206.9		1:39.958	
11	32.560		37.497		30.464	206.9		1:40.521		29	32.647		36.348		30.781	206.9		1:39.776	
12	32.086		36.648		30.462	206.9		1:39.196		30	33.343		36.652		30.749	205.7		1:40.744	
13	32.068		36.732		30.281	206.9		1:39.081		31	32.740		36.374		30.623	206.9		1:39.737	
14	<u>31.914</u>		36.232		30.476	206.9		<u>1:38.622</u>		32	33.078		36.844		30.523	206.9		1:40.445	
15	32.045		36.313		30.469	204.5		1:38.827		33	32.875		36.453		30.586	206.9		1:39.914	
16	32.108		36.392		30.915	205.7		1:39.415		34	32.573		37.352		30.436	208.1		1:40.361	
17	32.289		37.738		30.895	206.9		1:40.922		35	33.082		36.595		30.703	206.9		1:40.380	
18	32.565		36.956		30.869	206.9		1:40.390		36	33.402		37.472		31.508	206.9		1:42.382	

114 Bob Herber									BMW M3 F80										
lap	Sect-1	Speed	Sect-2	Speed	Sect-3	Speed	TopSpeed	laptime	pit	lap	Sect-1	Speed	Sect-2	Speed	Sect-3	Speed	Topspeed	laptime	pit
1	34.379		37.534		30.984	204.5		1:42.897		19	Out		36.801		30.774	200.0		2:58.368	P
2	32.137		37.618		31.009	204.5		1:40.764		20	32.324		36.358		30.666	205.7		1:39.348	
3	32.289		36.157		<u>30.210</u>	204.5		1:38.656		21	31.683		36.615		30.642	204.5		1:38.940	
4	<u>31.516</u>		<u>36.022</u>		30.651	201.1		<u>1:38.189</u>		22	31.884		36.796		30.831	204.5		1:39.511	
5	32.167		36.876		30.938	204.5		1:39.981		23	31.821		36.835		31.025	203.4		1:39.681	
6	31.747		36.239		31.451	200.0		1:39.437		24	31.754		36.603		30.781	201.1		1:39.138	
7	32.136		36.959		30.871	200.0		1:39.966		25	31.929		36.723		31.203	200.0		1:39.855	
8	31.796		36.557		30.869	201.1		1:39.222		26	31.990		36.413		31.252	200.0		1:39.655	
9	31.679		37.171		31.500	201.1		1:40.350		27	32.203		36.391		31.176	200.0		1:39.770	
10	32.994		39.424		31.700	200.0		1:44.118		28	31.936		36.961		31.420	202.2		1:40.317	
11	32.067		37.311		31.085	201.1		1:40.463		29	31.817		36.622		31.159	202.2		1:39.598	
12	31.853		36.779		31.047	201.1		1:39.679		30	32.244		36.969		30.845	202.2		1:40.058	
13	31.777		36.412		31.033	201.1		1:39.222		31	31.919		36.838		31.233	202.2		1:39.990	
14	31.727		36.619		30.995	201.1		1:39.341		32	32.123		36.750		31.394	202.2		1:40.267	
15	32.190		36.568		30.812	201.1		1:39.570		33	31.978		37.097		31.318	202.2		1:40.393	
16	31.654		36.195		31.825	193.5		1:39.674		34	31.976		37.109		31.247	200.0		1:40.332	
17	32.262		37.336		30.848	198.9		1:40.446		35	32.213		37.219		31.552	202.2		1:40.984	
18	31.838		36.742		In			1:47.889	P	36	32.198		37.281		31.534	198.9		1:41.013	

121 Daan Meijer									BMW M4 Silhouette										
lap	Sect-1	Speed	Sect-2	Speed	Sect-3	Speed	TopSpeed	laptime	pit	lap	Sect-1	Speed	Sect-2	Speed	Sect-3	Speed	Topspeed	laptime	pit
1	34.432		37.383		31.172	202.2		1:42.987		6	32.089		36.775		31.053	203.4		1:39.917	
2	32.261		37.386		<u>30.220</u>	203.4		1:39.867		7	31.695		36.463		30.447	204.5		1:38.605	
3	<u>31.106</u>		36.300		30.327	202.2		<u>1:37.733</u>		8	31.718		36.682		30.607	204.5		1:39.007	
4	31.411		<u>36.192</u>		30.358	202.2		1:37.961		9	32.489		37.330		33.292	203.4		1:43.111	
5	32.500		36.550		30.707	201.1		1:39.757		10	31.638		38.021		In			2:25.924	P

Superprix Zolder 2017

Supercar Challenge pb Hankook
Laps and Sector Times - Race 1

14 - 16 July 2017
Zolder - 4000 mtr.

123 Bogaerts-van der Aa								BMW M4 Silhouette											
lap	Sect-1	Speed	Sect-2	Speed	Sect-3	Speed	TopSpeed	laptime	pit	lap	Sect-1	Speed	Sect-2	Speed	Sect-3	Speed	Topspeed	laptime	pit
1	33.671		36.857		31.016	197.8		1:41.544		19	31.796		35.868		30.730	200.0		1:38.394	
2	31.546		35.563		30.285	203.4		1:37.394		20	31.436		35.821		30.275	201.1		1:37.532	
3	30.988		<u>35.369</u>		30.189	202.2		1:36.546		21	31.511		35.788		30.184	201.1		1:37.483	
4	<u>30.919</u>		35.424		30.034	202.2		<u>1:36.377</u>		22	31.379		36.018		In			1:47.801	P
5	30.997		35.490		30.066	201.1		1:36.553		23	Out		36.342		30.614	204.5		3:04.475	P
6	31.535		36.275		29.823	202.2		1:37.633		24	32.781		38.148		31.135	202.2		1:42.064	
7	31.119		35.757		<u>29.808</u>	204.5		1:36.684		25	31.694		36.504		30.520	203.4		1:38.718	
8	32.672		37.843		30.413	203.4		1:40.928		26	31.655		36.391		30.655	203.4		1:38.701	
9	31.285		35.680		29.977	203.4		1:36.942		27	31.663		36.629		30.764	204.5		1:39.056	
10	31.121		35.603		30.040	202.2		1:36.764		28	32.228		36.488		31.902	203.4		1:40.618	
11	31.038		35.743		30.336	202.2		1:37.117		29	31.597		36.461		30.657	204.5		1:38.715	
12	30.932		35.577		30.676	202.2		1:37.185		30	31.979		36.445		30.618	202.2		1:39.042	
13	31.066		36.103		30.464	202.2		1:37.633		31	31.785		37.601		31.297	202.2		1:40.683	
14	31.406		36.116		30.681	200.0		1:38.203		32	32.255		37.072		31.353	204.5		1:40.680	
15	32.032		35.791		30.191	205.7		1:38.014		33	31.853		36.723		30.845	204.5		1:39.421	
16	31.753		35.635		30.094	203.4		1:37.482		34	32.045		36.623		31.217	203.4		1:39.885	
17	31.246		35.960		31.030	201.1		1:38.236		35	32.685		36.780		30.667	205.7		1:40.132	
18	31.169		35.861		29.956	202.2		1:36.986		36	31.869		36.485		31.372	204.5		1:39.726	

126 Jos Jansen								Porsche 997 Cup											
lap	Sect-1	Speed	Sect-2	Speed	Sect-3	Speed	TopSpeed	laptime	pit	lap	Sect-1	Speed	Sect-2	Speed	Sect-3	Speed	Topspeed	laptime	pit
1	34.085		37.415		31.220	205.7		1:42.720		19	32.186		37.409		31.272	204.5		1:40.867	
2	32.314		37.449		31.363	204.5		1:41.126		20	32.234		37.273		In			1:48.086	P
3	33.021		37.142		31.247	205.7		1:41.410		21	Out		36.620		31.121	204.5		3:07.645	P
4	32.138		38.400		30.964	203.4		1:41.502		22	32.195		36.727		31.204	203.4		1:40.126	
5	32.785		37.662		30.649	206.9		1:41.096		23	32.566		38.365		30.701	204.5		1:41.632	
6	32.217		36.712		30.720	204.5		1:39.649		24	32.694		36.941		31.130	204.5		1:40.765	
7	32.459		37.584		<u>30.538</u>	205.7		1:40.581		25	32.888		37.984		31.420	206.9		1:42.292	
8	32.240		36.155		31.522	203.4		1:39.917		26	32.594		37.192		31.504	202.2		1:41.290	
9	32.687		36.818		30.720	205.7		1:40.225		27	32.774		38.113		31.336	204.5		1:42.223	
10	33.560		39.702		33.040	203.4		1:46.302		28	33.082		37.615		31.825	205.7		1:42.522	
11	33.639		37.685		31.173	203.4		1:42.497		29	33.373		37.666		31.443	205.7		1:42.482	
12	32.205		37.120		30.633	205.7		1:39.958		30	32.744		38.469		31.465	204.5		1:42.678	
13	32.343		36.529		30.644	205.7		1:39.516		31	32.836		37.041		31.230	204.5		1:41.107	
14	<u>31.989</u>		<u>36.121</u>		31.035	204.5		<u>1:39.145</u>		32	33.022		37.792		31.354	204.5		1:42.168	
15	32.158		36.145		31.037	206.9		1:39.340		33	34.465		37.168		31.370	204.5		1:43.003	
16	32.147		37.331		31.196	204.5		1:40.674		34	33.224		36.995		31.149	205.7		1:41.368	
17	32.322		36.408		31.189	205.7		1:39.919		35	32.899		37.628		31.509	203.4		1:42.036	
18	33.204		36.542		30.979	204.5		1:40.725		36	33.255		38.574		31.297	201.1		1:43.126	

152 John de Wilde								Porsche 991 GT3 Cup											
lap	Sect-1	Speed	Sect-2	Speed	Sect-3	Speed	TopSpeed	laptime	pit	lap	Sect-1	Speed	Sect-2	Speed	Sect-3	Speed	Topspeed	laptime	pit
1	34.882		37.790		31.116	205.7		1:43.788		19	32.582		38.044		30.896	205.7		1:41.522	
2	31.722		37.929		30.903	205.7		1:40.554		20	33.088		36.346		30.679	204.5		1:40.113	
3	32.373		37.143		31.212	206.9		1:40.728		21	32.148		36.765		31.379	206.9		1:40.292	
4	32.065		38.549		30.975	206.9		1:41.589		22	32.336		37.186		31.461	201.1		1:40.983	
5	32.711		36.543		30.556	205.7		1:39.810		23	32.239		36.515		30.871	206.9		1:39.625	
6	31.661		36.114		30.706	206.9		<u>1:38.481</u>		24	31.954		36.210		30.915	205.7		1:39.079	
7	31.675		36.318		30.848	206.9		1:38.841		25	32.156		36.468		31.015	206.9		1:39.639	
8	31.625		36.252		30.670	206.9		1:38.547		26	32.672		36.532		30.854	206.9		1:40.058	
9	<u>31.611</u>		36.827		30.907	205.7		1:39.345		27	32.101		36.716		31.033	208.1		1:39.850	
10	33.125		39.597		31.547	205.7		1:44.269		28	32.533		36.167		30.736	208.1		1:39.436	
11	32.026		36.853		30.772	205.7		1:39.651		29	31.867		36.241		30.628	208.1		1:38.736	
12	32.157		36.755		30.748	208.1		1:39.660		30	32.122		37.870		31.018	206.9		1:41.010	
13	31.882		36.489		30.777	206.9		1:39.148		31	32.163		36.271		30.811	206.9		1:39.245	
14	31.788		36.422		30.700	206.9		1:38.910		32	32.249		<u>36.049</u>		30.916	205.7		1:39.214	
15	31.996		36.430		30.576	206.9		1:39.002		33	32.429		36.505		30.821	205.7		1:39.755	
16	31.756		36.346		31.012	204.5		1:39.114		34	32.910		36.644		31.605	208.1		1:41.159	
17	32.098		36.643		In			1:46.168	P	35	32.296		36.408		<u>30.484</u>	208.1		1:39.188	
18	Out		37.147		31.314	206.9		3:19.629	P	36	32.373		37.274		31.627	206.9		1:41.274	

Superprix Zolder 2017

Supercar Challenge pb Hankook
Laps and Sector Times - Race 1

14 - 16 July 2017
Zolder - 4000 mtr.

201 de Borst-de Kleijn									Seat Sport Leon Cup Racer										
lap	Sect-1	Speed	Sect-2	Speed	Sect-3	Speed	TopSpeed	laptime	pit	lap	Sect-1	Speed	Sect-2	Speed	Sect-3	Speed	Topspeed	laptime	pit
1	36.110		38.332		32.342	189.5		1:46.784		19	32.811		37.300		32.246	189.5		1:42.357	
2	32.824		37.777		32.037	189.5		1:42.638		20	32.949		37.511		32.142	191.5		1:42.602	
3	32.214		37.107		<u>31.551</u>	190.5		<u>1:40.872</u>		21	32.839		37.781		32.417	191.5		1:43.037	
4	<u>32.196</u>		<u>36.944</u>		31.860	187.5		1:41.000		22	33.099		38.244		31.994	191.5		1:43.337	
5	32.614		37.357		31.833	188.5		1:41.804		23	33.016		37.724		32.439	191.5		1:43.179	
6	32.641		37.634		32.218	184.6		1:42.493		24	32.820		37.539		32.449	191.5		1:42.808	
7	32.711		37.085		31.947	187.5		1:41.743		25	32.992		37.720		32.255	190.5		1:42.967	
8	32.835		37.085		31.920	189.5		1:41.840		26	32.947		37.391		32.236	190.5		1:42.574	
9	32.665		37.426		32.275	185.6		1:42.366		27	32.938		37.648		32.505	190.5		1:43.091	
10	32.895		39.918		32.834	189.5		1:45.647		28	32.951		37.835		32.928	192.5		1:43.714	
11	32.644		38.647		33.234	187.5		1:44.525		29	33.359		40.149		32.637	191.5		1:46.145	
12	33.613		38.633		32.718	189.5		1:44.964		30	33.236		37.840		32.824	191.5		1:43.900	
13	32.633		37.475		32.230	186.5		1:42.338		31	33.337		37.772		32.722	189.5		1:43.831	
14	33.218		37.616		In			1:53.414	P	32	33.449		40.205		32.932	190.5		1:46.586	
15	Out		37.647		32.076	190.5		3:31.767	P	33	33.303		37.934		33.452	190.5		1:44.689	
16	33.193		37.132		33.607	190.5		1:43.932		34	33.270		38.202		33.046	188.5		1:44.518	
17	32.910		37.609		32.113	190.5		1:42.632		35	33.630		38.722		33.151	190.5		1:45.503	
18	32.652		37.315		32.181	189.5		1:42.148		36									

204 van den Munckhof-Zumbrink									BMW Z4 Coupe GTR										
lap	Sect-1	Speed	Sect-2	Speed	Sect-3	Speed	TopSpeed	laptime	pit	lap	Sect-1	Speed	Sect-2	Speed	Sect-3	Speed	Topspeed	laptime	pit
1	35.849		38.240		31.286	197.8		1:45.375		19	32.858		36.915		31.281	197.8		1:41.054	
2	<u>32.070</u>		40.690		31.694	197.8		1:44.454		20	32.441		36.969		31.655	196.7		1:41.065	
3	32.183		37.297		31.336	196.7		1:40.816		21	32.978		36.991		31.189	198.9		1:41.158	
4	32.142		36.913		31.283	197.8		1:40.338		22	33.241		38.145		31.363	196.7		1:42.749	
5	32.653		37.101		31.367	197.8		1:41.121		23	33.660		37.591		31.819	195.7		1:43.070	
6	32.375		36.966		31.491	196.7		1:40.832		24	33.573		38.391		31.613	197.8		1:43.577	
7	32.262		36.843		31.359	196.7		1:40.464		25	32.727		37.097		31.711	196.7		1:41.535	
8	32.323		36.983		31.387	197.8		1:40.693		26	32.546		37.062		31.235	197.8		1:40.843	
9	32.429		36.747		31.336	197.8		1:40.512		27	32.654		38.116		31.349	197.8		1:42.119	
10	32.311		38.679		32.638	198.9		1:43.628		28	32.663		36.899		31.061	197.8		1:40.623	
11	32.966		41.928		31.401	196.7		1:46.295		29	32.353		37.274		31.471	196.7		1:41.098	
12	32.339		37.714		31.567	194.6		1:41.620		30	33.036		36.989		32.197	170.6		1:42.222	
13	32.401		37.368		In			1:51.187	P	31	33.303		36.622		31.076	198.9		1:41.001	
14	Out		37.402		31.288	197.8		3:31.991	P	32	32.368		36.641		30.963	200.0		1:39.972	
15	32.259		36.890		31.270	198.9		1:40.419		33	32.422		36.652		31.214	198.9		1:40.288	
16	32.072		36.899		31.331	197.8		1:40.302		34	32.349		<u>36.413</u>		<u>30.926</u>	198.9		<u>1:39.688</u>	
17	32.890		37.256		31.338	198.9		1:41.484		35	32.352		37.406		31.273	197.8		1:41.031	
18	32.962		36.928		31.401	197.8		1:41.291		36									

208 Ted van Vliet									BMW E92 V8										
lap	Sect-1	Speed	Sect-2	Speed	Sect-3	Speed	TopSpeed	laptime	pit	lap	Sect-1	Speed	Sect-2	Speed	Sect-3	Speed	Topspeed	laptime	pit
1	37.648		41.677		32.304	192.5		1:51.629		18	33.217		38.806		33.747	189.5		1:45.770	
2	33.361		37.905		32.375	193.5		1:43.641		19	33.897		38.529		31.959	192.5		1:44.385	
3	33.131		38.778		32.295	190.5		1:44.204		20	34.355		38.142		32.871	192.5		1:45.368	
4	33.609		38.990		31.480	192.5		1:44.079		21	34.077		38.477		32.516	191.5		1:45.070	
5	<u>32.493</u>		37.482		32.472	187.5		1:42.447		22	33.888		40.033		33.000	189.5		1:46.921	
6	34.453		37.463		<u>31.326</u>	191.5		1:43.242		23	33.605		38.330		32.004	191.5		1:43.939	
7	33.882		37.474		32.001	190.5		1:43.357		24	33.729		38.685		32.148	192.5		1:44.562	
8	32.870		38.238		31.755	192.5		1:42.863		25	33.502		37.823		32.027	191.5		1:43.352	
9	33.495		38.914		32.034	193.5		1:44.443		26	33.901		38.402		32.346	190.5		1:44.649	
10	32.626		38.816		31.941	191.5		1:43.383		27	34.174		38.527		32.594	191.5		1:45.295	
11	32.887		<u>37.439</u>		31.560	191.5		<u>1:41.886</u>		28	33.883		38.217		32.222	191.5		1:44.322	
12	32.734		38.139		32.249	189.5		1:43.122		29	33.718		38.317		32.021	191.5		1:44.056	
13	32.870		37.442		46.222	189.5		1:56.534		30	33.797		38.419		32.400	189.5		1:44.616	
14	33.866		38.300		In			1:53.287	P	31	33.956		38.933		32.606	191.5		1:45.495	
15	Out		37.963		42.829	188.5		3:22.247	P	32	33.789		38.284		32.298	191.5		1:44.371	
16	34.153		39.032		31.943	191.5		1:45.128		33	33.373		38.407		32.930	182.7		1:44.710	
17	33.078		37.797		31.988	192.5		1:42.863		34	33.627		38.144		32.629	182.7		1:44.400	

210 Kosta Kanaroglou									Ginetta G50										
lap	Sect-1	Speed	Sect-2	Speed	Sect-3	Speed	TopSpeed	laptime	pit	lap	Sect-1	Speed	Sect-2	Speed	Sect-3	Speed	Topspeed	laptime	pit
1	36.489		40.818		32.485	188.5		1:49.792		19	32.318		37.340		32.023	189.5		1:41.681	

Superprix Zolder 2017

Supercar Challenge pb Hankook Laps and Sector Times - Race 1

14 - 16 July 2017
Zolder - 4000 mtr.

2	33.741	38.810	32.945	189.5	1:45.496	20	32.497	38.105	32.213	188.5	1:42.815
3	32.992	38.428	33.568	186.5	1:44.988	21	32.378	37.276	31.823	189.5	1:41.477
4	33.579	38.979	31.966	188.5	1:44.524	22	32.247	37.075	31.812	188.5	<u>1:41.134</u>
5	32.281	37.315	33.223	184.6	1:42.819	23	33.129	37.231	31.640	188.5	1:42.000
6	33.634	38.021	32.003	186.5	1:43.658	24	32.378	37.794	32.436	187.5	1:42.608
7	32.913	37.048	32.209	188.5	1:42.170	25	33.923	37.517	31.774	187.5	1:43.214
8	32.582	49.910	32.245	187.5	1:54.737	26	32.762	37.070	32.090	189.5	1:41.922
9	32.423	<u>36.997</u>	32.209	187.5	1:41.629	27	32.914	37.398	31.664	188.5	1:41.976
10	32.544	37.486	32.170	186.5	1:42.200	28	33.011	37.406	31.877	187.5	1:42.294
11	32.847	38.589	32.852	189.5	1:44.288	29	32.967	37.273	32.103	187.5	1:42.343
12	33.488	38.653	32.173	189.5	1:44.314	30	33.113	37.451	32.742	186.5	1:43.306
13	32.485	38.350	32.433	188.5	1:43.268	31	33.005	37.095	32.420	185.6	1:42.520
14	33.551	37.260	32.053	189.5	1:42.864	32	32.647	37.510	31.938	188.5	1:42.095
15	32.586	38.034	<u>31.579</u>	188.5	1:42.199	33	33.111	38.361	32.387	188.5	1:43.859
16	32.369	37.169	In		1:50.644 P	34	32.240	37.127	33.416	182.7	1:42.783
17	Out	37.305	31.953	186.5	3:09.445 P	35	34.438	40.741	32.938	186.5	1:48.117
18	<u>32.231</u>	37.110	31.913	187.5	1:41.254	36					

217 Huisman-van de Grift									Seat Sport Leon Cup Racer										
lap	Sect-1	Speed	Sect-2	Speed	Sect-3	Speed	TopSpeed	laptime	pit	lap	Sect-1	Speed	Sect-2	Speed	Sect-3	Speed	Topspeed	laptime	pit
1	36.027		40.215		32.117	187.5		1:48.359		18	33.464		38.472		33.003	184.6		1:44.939	
2	33.393		38.225		32.339	186.5		1:43.957		19	33.326		39.492		32.870	186.5		1:45.688	
3	32.740		37.896		32.143	186.5		1:42.779		20	33.333		38.331		33.631	185.6		1:45.295	
4	33.628		37.841		31.928	186.5		1:43.397		21	33.253		38.162		32.481	185.6		1:43.896	
5	34.572		37.860		<u>31.858</u>	182.7		1:44.290		22	33.085		39.757		33.198	188.5		1:46.040	
6	33.086		37.564		32.086	185.6		1:42.736		23	33.366		38.320		32.770	186.5		1:44.456	
7	32.647		37.864		32.266	184.6		1:42.777		24	33.651		38.716		32.828	185.6		1:45.195	
8	32.647		37.605		32.298	185.6		1:42.550		25	33.473		38.351		32.920	185.6		1:44.744	
9	32.737		<u>37.464</u>		32.249	184.6		<u>1:42.450</u>		26	33.873		39.678		34.116	184.6		1:47.667	
10	<u>32.583</u>		37.699		32.184	185.6		1:42.466		27	33.453		38.045		32.498	185.6		1:43.996	
11	32.649		38.497		32.002	184.6		1:43.148		28	33.505		38.244		33.071	186.5		1:44.820	
12	33.082		38.997		33.587	183.7		1:45.666		29	33.324		38.408		33.004	187.5		1:44.736	
13	32.708		37.881		32.307	184.6		1:42.896		30	33.470		39.191		32.610	186.5		1:45.271	
14	32.789		37.685		32.611	185.6		1:43.085		31	33.849		40.446		32.729	186.5		1:47.024	
15	32.979		38.263		32.440	184.6		1:43.682		32	33.478		38.235		32.813	184.6		1:44.526	
16	34.109		38.082		In			1:52.609 P		33	33.772		38.718		33.041	185.6		1:45.531	
17	Out		38.963		32.875	186.5		3:13.568 P		34	33.314		38.327		32.696	188.5		1:44.337	

222 van Loon-van Loon									BMW E46 M3										
lap	Sect-1	Speed	Sect-2	Speed	Sect-3	Speed	TopSpeed	laptime	pit	lap	Sect-1	Speed	Sect-2	Speed	Sect-3	Speed	Topspeed	laptime	pit
1	36.405		39.827		32.147	189.5		1:48.379		19	33.087		38.351		31.786	190.5		1:43.224	
2	33.559		38.116		32.157	190.5		1:43.832		20	33.152		37.386		31.896	191.5		1:42.434	
3	32.935		37.882		32.080	188.5		1:42.897		21	32.993		37.321		32.055	192.5		1:42.369	
4	33.338		37.826		32.343	183.7		1:43.507		22	32.823		<u>37.117</u>		32.176	191.5		1:42.116	
5	34.628		39.304		32.660	181.8		1:46.592		23	<u>32.687</u>		37.545		31.761	192.5		1:41.993	
6	33.815		37.825		32.096	187.5		1:43.736		24	32.882		37.195		31.889	191.5		1:41.966	
7	33.438		38.080		32.077	188.5		1:43.595		25	32.863		37.548		31.932	190.5		1:42.343	
8	33.248		38.193		32.129	189.5		1:43.570		26	33.291		37.703		31.880	190.5		1:42.874	
9	33.228		37.853		32.236	188.5		1:43.317		27	33.147		37.373		32.307	190.5		1:42.827	
10	33.359		39.489		33.071	187.5		1:45.919		28	33.683		37.364		32.021	190.5		1:43.068	
11	33.217		38.028		32.296	189.5		1:43.541		29	32.857		37.488		32.004	192.5		1:42.349	
12	32.999		38.770		In			1:51.974 P		30	33.115		37.574		32.236	191.5		1:42.925	
13	Out		38.067		32.004	189.5		3:14.672 P		31	32.926		37.257		32.260	191.5		1:42.443	
14	32.693		37.643		<u>31.698</u>	191.5		1:42.034		32	32.857		37.431		31.723	190.5		1:42.011	
15	33.098		37.273		32.801	188.5		1:43.172		33	32.913		38.047		32.406	193.5		1:43.366	
16	32.811		37.416		31.723	190.5		1:41.950		34	32.794		37.722		32.347	192.5		1:42.863	
17	32.792		37.136		31.905	190.5		<u>1:41.833</u>		35	33.157		38.293		32.354	190.5		1:43.804	
18	32.787		37.260		31.972	191.5		1:42.019		36									

226 Lemmens-Bartels									KTM X Bow										
lap	Sect-1	Speed	Sect-2	Speed	Sect-3	Speed	TopSpeed	laptime	pit	lap	Sect-1	Speed	Sect-2	Speed	Sect-3	Speed	Topspeed	laptime	pit
1	36.675		40.430		32.018	194.6		1:49.123		10	35.232		40.123		32.519	190.5		1:47.874	
2	33.257		38.568		32.263	193.5		1:44.088		11	34.641		39.350		32.372	186.5		1:46.363	
3	<u>33.053</u>		38.255		32.017	188.5		<u>1:43.325</u>		12	35.110		40.630		33.263	188.5		1:49.003	
4	33.759		38.236		<u>31.879</u>	191.5		1:43.874		13	35.549		40.111		33.128	189.5		1:48.788	
5	33.601		<u>37.789</u>		33.027	187.5		1:44.417		14	35.495		40.786		32.643	190.5		1:48.924	

Superprix Zolder 2017

Supercar Challenge pb Hankook
Laps and Sector Times - Race 1

14 - 16 July 2017
Zolder - 4000 mtr.

6	34.702	41.330	35.837	160.7	1:51.869	15	35.399	41.391	In	2:01.840 P
7	36.955	40.916	32.746	187.5	1:50.617	16	Out	38.952	32.290 180.9	3:31.440 P
8	34.409	38.945	32.968	182.7	1:46.322	17	49.483	1:00.286	In	2:51.674 P
9	36.227	41.279	32.870	181.8	1:50.376	18				

228 Verhagen-Colembie									BMW M3 E46 3.2										
lap	Sect-1	Speed	Sect-2	Speed	Sect-3	Speed	TopSpeed	laptime	pit	lap	Sect-1	Speed	Sect-2	Speed	Sect-3	Speed	Topspeed	laptime	pit
1	38.180		40.838		33.056	192.5		1:52.074		19	32.750		37.843		31.729	191.5		1:42.322	
2	34.444		38.884		32.775	193.5		1:46.103		20	32.631		<u>36.751</u>		<u>31.268</u>	193.5		<u>1:40.650</u>	
3	34.229		39.404		32.369	191.5		1:46.002		21	32.863		37.494		31.828	193.5		1:42.185	
4	33.992		38.841		32.487	192.5		1:45.320		22	32.674		37.203		31.820	192.5		1:41.697	
5	33.692		38.308		32.403	191.5		1:44.403		23	32.677		37.182		31.612	193.5		1:41.471	
6	33.975		38.901		32.465	162.9		1:45.341		24	<u>32.406</u>		37.461		31.760	193.5		1:41.627	
7	36.369		38.850		32.348	193.5		1:47.567		25	33.572		38.664		31.574	192.5		1:43.810	
8	34.294		38.260		31.675	194.6		1:44.229		26	32.823		38.888		31.819	193.5		1:43.530	
9	33.323		37.941		31.956	193.5		1:43.220		27	32.872		37.456		31.500	194.6		1:41.828	
10	33.357		38.366		31.857	191.5		1:43.580		28	32.713		37.277		31.875	192.5		1:41.865	
11	33.455		38.230		31.791	193.5		1:43.476		29	33.060		37.793		32.347	193.5		1:43.200	
12	33.987		38.976		In			1:57.221 P		30	33.345		37.259		31.660	192.5		1:42.264	
13	Out		37.996		32.266	192.5		3:18.020 P		31	32.797		37.108		31.521	194.6		1:41.426	
14	33.414		37.805		31.317	193.5		1:42.536		32	33.027		38.416		31.533	193.5		1:42.976	
15	32.707		37.641		32.354	191.5		1:42.702		33	32.655		37.187		31.455	193.5		1:41.297	
16	33.656		37.563		31.898	190.5		1:43.117		34	32.641		37.297		32.468	193.5		1:42.406	
17	32.774		37.194		31.742	191.5		1:41.710		35	32.532		39.825		31.711	193.5		1:44.068	
18	33.357		37.502		31.468	192.5		1:42.327		36									

244 Olivier Naaktgeboren									BMW E46 3.2										
lap	Sect-1	Speed	Sect-2	Speed	Sect-3	Speed	TopSpeed	laptime	pit	lap	Sect-1	Speed	Sect-2	Speed	Sect-3	Speed	Topspeed	laptime	pit
1	38.048		41.313		33.324	178.2		1:52.685		17	33.987		39.071		35.050	173.9		1:48.108	
2	34.087		38.668		<u>32.853</u>	179.1		1:45.608		18	34.037		38.947		33.551	178.2		1:46.535	
3	33.875		39.243		33.213	178.2		1:46.331		19	34.441		38.960		33.613	178.2		1:47.014	
4	33.852		38.542		33.259	178.2		1:45.653		20	33.854		38.788		32.998	178.2		1:45.640	
5	33.747		38.315		33.805	176.5		1:45.867		21	34.094		38.976		34.168	169.8		1:47.238	
6	34.127		38.337		33.072	177.3		1:45.536		22	34.840		39.233		33.177	178.2		1:47.250	
7	33.957		39.022		32.935	178.2		1:45.914		23	34.312		38.666		33.441	177.3		1:46.419	
8	<u>33.637</u>		38.485		33.057	179.1		<u>1:45.179</u>		24	34.066		38.548		33.144	180.0		1:45.758	
9	34.015		<u>38.171</u>		33.030	179.1		1:45.216		25	34.014		39.048		33.888	180.0		1:46.950	
10	33.773		38.737		33.350	176.5		1:45.860		26	34.304		40.329		33.348	178.2		1:47.981	
11	34.448		38.967		33.549	177.3		1:46.964		27	34.325		38.797		33.589	180.9		1:46.711	
12	33.935		38.645		33.138	179.1		1:45.718		28	34.325		41.223		33.683	173.9		1:49.231	
13	34.156		38.574		In			1:52.732 P		29	36.004		38.678		33.334	180.9		1:48.016	
14	Out		38.881		41.171	170.6		3:20.221 P		30	34.161		40.495		33.787	178.2		1:48.443	
15	41.149		45.062		In			2:08.097 P		31	34.061		39.165		33.408	180.9		1:46.634	
16	Out		39.228		33.549	177.3		2:48.954 P		32	34.081		39.665		33.323	177.3		1:47.069	

245 van den Berg-van den Berg									BMW										
lap	Sect-1	Speed	Sect-2	Speed	Sect-3	Speed	TopSpeed	laptime	pit	lap	Sect-1	Speed	Sect-2	Speed	Sect-3	Speed	Topspeed	laptime	pit
1	35.428		38.684		32.021	191.5		1:46.133		4	33.529		37.751		32.698	191.5		1:43.978	
2	33.959		38.456		32.151	193.5		1:44.566		5	34.177		38.249		32.785	179.1		1:45.211	
3	<u>32.648</u>		<u>37.604</u>		<u>31.819</u>	191.5		<u>1:42.071</u>		6									

259 van de Maat-Schreurs									BMW E46 GTR										
lap	Sect-1	Speed	Sect-2	Speed	Sect-3	Speed	TopSpeed	laptime	pit	lap	Sect-1	Speed	Sect-2	Speed	Sect-3	Speed	Topspeed	laptime	pit
1	35.858		38.667		31.893	192.5		1:46.418		19	33.511		37.888		31.634	193.5		1:43.033	
2	33.036		37.873		31.255	192.5		1:42.164		20	33.219		37.422		31.836	191.5		1:42.477	
3	32.402		36.785		31.276	191.5		1:40.463		21	33.299		37.961		31.763	192.5		1:43.023	
4	<u>32.137</u>		36.781		31.290	190.5		<u>1:40.208</u>		22	33.346		37.592		32.025	191.5		1:42.963	
5	33.016		37.001		31.278	192.5		1:41.295		23	33.433		38.913		32.373	192.5		1:44.719	
6	32.254		36.712		31.468	191.5		1:40.434		24	33.504		37.428		31.711	192.5		1:42.643	
7	32.494		36.955		31.427	193.5		1:40.876		25	32.980		37.176		31.544	192.5		1:41.700	
8	32.213		36.856		31.328	191.5		1:40.397		26	32.743		37.158		31.547	192.5		1:41.448	
9	32.436		<u>36.618</u>		31.548	192.5		1:40.602		27	33.212		37.365		31.549	193.5		1:42.126	
10	32.418		38.783		33.107	191.5		1:44.308		28	33.176		37.909		32.198	190.5		1:43.283	
11	32.962		39.853		31.612	191.5		1:44.427		29	33.524		37.811		32.087	193.5		1:43.422	
12	32.755		38.004		31.582	192.5		1:42.341		30	33.015		37.483		<u>31.245</u>	194.6		1:41.743	

Superprix Zolder 2017

Supercar Challenge pb Hankook
Laps and Sector Times - Race 1

14 - 16 July 2017
Zolder - 4000 mtr.

13	32.206	37.107	31.494	191.5	1:40.807	31	32.953	37.378	32.588	191.5	1:42.919
14	32.527	37.260	In		1:49.604 P	32	33.777	37.501	31.766	193.5	1:43.044
15	Out	39.078	32.189	192.5	3:08.797 P	33	33.415	37.410	31.610	192.5	1:42.435
16	32.870	37.778	31.601	191.5	1:42.249	34	33.426	37.400	31.534	193.5	1:42.360
17	32.942	37.393	32.010	190.5	1:42.345	35	33.132	38.473	31.879	192.5	1:43.484
18	33.010	37.348	31.473	191.5	1:41.831	36					

299 Rick Renmans										BMW GTR									
lap	Sect-1	Speed	Sect-2	Speed	Sect-3	Speed	TopSpeed	laptime	pit	lap	Sect-1	Speed	Sect-2	Speed	Sect-3	Speed	Topspeed	laptime	pit
1	36.125		40.763		32.620	191.5		1:49.508		18	33.370		39.238		32.404	190.5		1:45.012	
2	33.694		38.495		32.520	191.5		1:44.709		19	33.413		38.570		32.124	190.5		1:44.107	
3	33.215		38.573		33.145	189.5		1:44.933		20	33.284		39.277		32.217	190.5		1:44.778	
4	33.717		40.904		32.385	189.5		1:47.006		21	33.242		38.141		32.031	190.5		1:43.414	
5	33.617		37.956		32.715	181.8		1:44.288		22	33.368		38.045		32.611	193.5		1:44.024	
6	33.758		38.201		32.081	190.5		1:44.040		23	33.573		38.308		32.994	188.5		1:44.875	
7	33.706		<u>37.815</u>		32.474	190.5		1:43.995		24	34.327		38.882		32.377	190.5		1:45.586	
8	33.335		39.648		32.526	191.5		1:45.509		25	33.920		38.636		32.403	190.5		1:44.959	
9	33.245		38.158		<u>31.972</u>	190.5		<u>1:43.375</u>		26	33.609		38.560		32.487	192.5		1:44.656	
10	<u>33.157</u>		38.569		32.045	190.5		1:43.771		27	34.671		38.552		32.142	191.5		1:45.365	
11	33.540		38.485		32.890	191.5		1:44.915		28	34.721		38.688		32.539	192.5		1:45.948	
12	33.592		39.784		33.159	190.5		1:46.535		29	33.276		38.402		32.302	192.5		1:43.980	
13	33.685		39.563		In			1:54.779 P		30	33.485		38.200		32.621	190.5		1:44.306	
14	Out		38.592		32.456	191.5		3:04.285 P		31	33.362		38.644		32.621	193.5		1:44.627	
15	33.472		38.485		32.486	190.5		1:44.443		32	33.446		39.388		32.860	191.5		1:45.694	
16	33.386		38.323		32.837	191.5		1:44.546		33	33.467		38.418		32.302	192.5		1:44.187	
17	33.551		37.949		32.189	189.5		1:43.689		34	33.320		38.471		32.257	191.5		1:44.048	

327 Vannerum-Vannerum										BMW 235i Racing Cup									
lap	Sect-1	Speed	Sect-2	Speed	Sect-3	Speed	TopSpeed	laptime	pit	lap	Sect-1	Speed	Sect-2	Speed	Sect-3	Speed	Topspeed	laptime	pit
1	39.639		41.730		34.786	176.5		1:56.155		18	34.899		39.907		34.235	179.1		1:49.041	
2	35.976		40.744		34.017	179.1		1:50.737		19	35.129		<u>38.875</u>		33.812	179.1		1:47.816	
3	35.910		40.194		34.101	177.3		1:50.205		20	34.704		39.131		33.212	179.1		1:47.047	
4	36.766		40.902		34.156	178.2		1:51.824		21	34.696		39.858		33.775	179.1		1:48.329	
5	36.538		41.110		34.151	178.2		1:51.799		22	34.453		40.175		33.521	180.9		1:48.149	
6	36.850		40.488		34.609	177.3		1:51.947		23	34.521		39.182		33.293	179.1		1:46.996	
7	36.628		40.557		34.566	176.5		1:51.751		24	34.691		39.226		33.373	180.9		1:47.290	
8	36.327		41.442		34.550	177.3		1:52.319		25	34.828		39.775		33.590	179.1		1:48.193	
9	36.621		42.447		34.908	176.5		1:53.976		26	34.623		39.420		33.501	180.9		1:47.544	
10	37.163		44.046		36.524	177.3		1:57.733		27	34.379		39.837		33.313	180.9		1:47.529	
11	37.847		43.284		In			2:04.246 P		28	34.551		40.948		34.263	170.6		1:49.762	
12	Out		40.085		33.744	177.3		3:14.316 P		29	35.244		39.177		33.131	181.8		1:47.552	
13	34.833		39.050		33.574	179.1		1:47.457		30	<u>34.261</u>		40.060		33.498	179.1		1:47.819	
14	34.950		39.706		33.344	179.1		1:48.000		31	34.647		39.438		33.151	181.8		1:47.236	
15	35.275		39.257		<u>33.042</u>	180.0		1:47.574		32	34.306		38.966		33.190	180.0		<u>1:46.462</u>	
16	34.693		38.934		33.243	180.9		1:46.870		33	34.690		42.015		33.883	180.0		1:50.588	
17	34.632		39.152		33.256	179.1		1:47.040		34									

401 Drost-Bedorf										Renault Clio RS 2.0 16V									
lap	Sect-1	Speed	Sect-2	Speed	Sect-3	Speed	TopSpeed	laptime	pit	lap	Sect-1	Speed	Sect-2	Speed	Sect-3	Speed	Topspeed	laptime	pit
1	39.565		42.873		35.368	165.1		1:57.806		17	35.872		41.343		35.308	166.7		1:52.523	
2	37.405		41.551		35.038	165.9		1:53.994		18	36.148		41.462		35.634	165.1		1:53.244	
3	36.412		41.160		34.962	165.9		1:52.534		19	36.319		41.543		35.187	165.9		1:53.049	
4	36.161		<u>40.488</u>		34.915	165.9		<u>1:51.564</u>		20	36.256		41.248		35.308	165.9		1:52.812	
5	36.476		40.791		35.042	165.1		1:52.309		21	36.118		42.846		35.292	165.9		1:54.256	
6	37.218		41.023		35.080	165.9		1:53.321		22	36.131		42.288		35.285	166.7		1:53.704	
7	35.980		40.596		35.179	165.9		1:51.755		23	36.111		41.146		35.656	167.4		1:52.913	
8	35.948		41.053		35.221	167.4		1:52.222		24	36.035		41.116		<u>34.754</u>	166.7		1:51.905	
9	35.794		43.014		35.848	165.1		1:54.656		25	35.941		41.690		35.090	166.7		1:52.721	
10	36.198		41.814		35.522	164.4		1:53.534		26	35.753		41.034		34.988	165.9		1:51.775	
11	35.770		41.076		36.511	164.4		1:53.357		27	35.728		41.349		35.148	165.9		1:52.225	
12	35.935		41.887		35.819	166.7		1:53.641		28	35.707		41.479		35.143	165.9		1:52.329	
13	36.774		41.135		35.985	165.1		1:53.894		29	35.956		41.340		35.143	166.7		1:52.439	
14	36.487		41.103		In			2:00.780 P		30	<u>35.571</u>		41.100		34.912	167.4		1:51.583	
15	Out		43.176		35.477	167.4		3:17.371 P		31	35.911		41.298		34.872	167.4		1:52.081	
16	36.990		42.176		35.763	165.1		1:54.929		32	36.233		44.380		36.619	160.7		1:57.232	

Superprix Zolder 2017

Supercar Challenge pb Hankook
Laps and Sector Times - Race 1

14 - 16 July 2017
Zolder - 4000 mtr.

402 Voet-van den Broeck								Peugeot RCZ Cup											
lap	Sect-1	Speed	Sect-2	Speed	Sect-3	Speed	TopSpeed	laptime	pit	lap	Sect-1	Speed	Sect-2	Speed	Sect-3	Speed	Topspeed	laptime	pit
1	39.792		42.353		34.970	170.6		1:57.115		17	35.775		40.424		34.327	171.4		1:50.526	
2	35.745		39.989		34.291	169.8		1:50.025		18	35.587		40.549		35.045	170.6		1:51.181	
3	35.418		40.395		<u>34.204</u>	169.8		<u>1:50.017</u>		19	35.732		40.731		34.442	171.4		1:50.905	
4	36.488		41.123		34.308	169.8		1:51.919		20	35.617		41.096		34.576	172.2		1:51.289	
5	36.519		40.916		34.488	170.6		1:51.923		21	35.466		41.281		34.496	170.6		1:51.243	
6	36.139		41.369		34.314	169.8		1:51.822		22	35.609		41.431		34.654	172.2		1:51.694	
7	36.200		41.467		34.286	169.0		1:51.953		23	35.732		40.917		34.572	171.4		1:51.221	
8	35.547		41.610		35.981	169.8		1:53.138		24	35.449		40.768		35.944	170.6		1:52.161	
9	35.348		42.880		34.862	169.8		1:53.090		25	35.552		40.591		34.513	172.2		1:50.656	
10	36.287		44.030		34.616	169.0		1:54.933		26	36.450		41.432		34.700	170.6		1:52.582	
11	<u>35.187</u>		40.951		34.739	169.0		1:50.877		27	35.693		41.375		34.574	171.4		1:51.642	
12	35.474		40.291		34.455	170.6		1:50.220		28	35.310		41.072		34.345	172.2		1:50.727	
13	35.778		41.373		In			1:58.860	P	29	35.486		40.747		34.587	173.1		1:50.820	
14	Out		41.662		34.448	170.6		3:47.958	P	30	35.815		40.702		35.464	171.4		1:51.981	
15	35.547		40.606		35.427	170.6		1:51.580		31	35.268		40.487		34.808	172.2		1:50.563	
16	36.187		41.021		34.580	170.6		1:51.788		32	35.259		40.936		34.368	170.6		1:50.563	

403 Rob Nieman								Renault Clio RS 2.0 16V											
lap	Sect-1	Speed	Sect-2	Speed	Sect-3	Speed	TopSpeed	laptime	pit	lap	Sect-1	Speed	Sect-2	Speed	Sect-3	Speed	Topspeed	laptime	pit
1	39.400		42.007		34.475	173.1		1:55.882		17	35.116		41.418		34.002	174.8		1:50.536	
2	36.114		40.657		34.066	174.8		1:50.837		18	35.049		40.329		33.899	173.1		1:49.277	
3	35.842		40.216		34.138	172.2		1:50.196		19	35.204		<u>39.606</u>		34.138	175.6		1:48.948	
4	36.725		40.952		34.229	175.6		1:51.906		20	35.072		40.204		33.889	174.8		1:49.165	
5	36.414		41.139		34.234	174.8		1:51.787		21	35.585		40.160		34.228	173.9		1:49.973	
6	36.685		40.975		34.234	174.8		1:51.894		22	35.215		39.738		34.208	175.6		1:49.161	
7	36.532		41.012		34.079	172.2		1:51.623		23	34.895		40.028		34.220	176.5		1:49.143	
8	36.371		41.520		34.901	174.8		1:52.792		24	35.023		40.651		34.170	173.9		1:49.844	
9	36.162		42.540		35.086	174.8		1:53.788		25	35.398		41.546		33.899	175.6		1:50.843	
10	37.200		44.362		34.904	173.1		1:56.466		26	35.930		40.856		34.165	176.5		1:50.951	
11	35.623		41.594		In			1:57.490	P	27	36.509		43.287		34.477	173.1		1:54.273	
12	Out		40.841		34.587	173.9		3:35.629	P	28	35.731		40.435		34.968	169.8		1:51.134	
13	35.816		40.918		33.902	176.5		1:50.636		29	35.842		42.440		34.265	174.8		1:52.547	
14	35.070		40.215		34.607	173.9		1:49.892		30	35.575		40.945		34.800	173.1		1:51.320	
15	35.280		40.820		33.880	176.5		1:49.980		31	35.567		40.669		34.600	174.8		1:50.836	
16	<u>34.887</u>		40.077		33.954	175.6		<u>1:48.918</u>		32	35.684		41.292		35.677	169.8		1:52.653	

405 Wisselink-Tappel								BMW Zilhouette 2.0											
lap	Sect-1	Speed	Sect-2	Speed	Sect-3	Speed	TopSpeed	laptime	pit	lap	Sect-1	Speed	Sect-2	Speed	Sect-3	Speed	Topspeed	laptime	pit
1	38.548		42.441		<u>35.198</u>	154.5		1:56.187		17	35.894		41.305		35.817	155.8		1:53.016	
2	36.455		41.433		35.440	154.5		1:53.328		18	35.727		42.226		36.761	154.5		1:54.714	
3	37.076		41.971		37.210	153.2		1:56.257		19	36.191		41.153		35.502	155.8		1:52.846	
4	35.925		41.976		35.326	155.8		1:53.227		20	35.813		<u>41.067</u>		35.539	154.5		1:52.419	
5	36.624		41.743		35.870	154.5		1:54.237		21	36.573		41.623		35.855	153.8		1:54.051	
6	35.852		41.759		35.457	155.2		1:53.068		22	35.766		41.204		36.114	154.5		1:53.084	
7	35.880		41.575		36.464	155.8		1:53.919		23	35.933		41.953		35.462	155.8		1:53.348	
8	35.655		41.528		35.920	155.2		1:53.103		24	36.096		41.296		50.840	152.5		2:08.232	
9	35.508		42.587		35.891	155.2		1:53.986		25	36.776		44.035		35.519	153.2		1:56.330	
10	35.551		41.921		35.486	155.2		1:52.958		26	36.206		41.357		35.435	155.2		1:52.998	
11	35.613		41.767		37.785	151.3		1:55.165		27	36.005		41.251		35.658	153.2		1:52.914	
12	37.009		42.910		35.944	156.5		1:55.863		28	36.465		41.099		36.884	153.2		1:54.448	
13	<u>35.502</u>		41.718		35.969	155.2		1:53.189		29	36.160		41.108		35.423	154.5		1:52.691	
14	35.906		41.627		35.663	154.5		1:53.196		30	37.176		41.809		36.241	156.5		1:55.226	
15	35.886		41.997		In			2:00.323	P	31	35.790		41.283		35.336	157.9		<u>1:52.409</u>	
16	Out		42.548		35.497	155.2		3:22.918	P	32									

416 van der Voort-van der Sloot								Alfa 147											
lap	Sect-1	Speed	Sect-2	Speed	Sect-3	Speed	TopSpeed	laptime	pit	lap	Sect-1	Speed	Sect-2	Speed	Sect-3	Speed	Topspeed	laptime	pit
1	40.141		43.078		35.244	172.2		1:58.463		17	35.489		39.832		34.010	173.1		1:49.331	
2	36.032		40.966		34.548	171.4		1:51.546		18	35.194		39.720		<u>33.738</u>	173.1		1:48.652	
3	36.708		40.978		34.535	171.4		1:52.221		19	35.194		39.818		33.785	173.1		1:48.797	
4	35.907		40.865		35.053	169.0		1:51.825		20	34.986		39.804		33.819	172.2		1:48.609	
5	36.744		40.806		34.357	169.0		1:51.907		21	35.712		40.900		33.958	173.1		1:50.570	
6	36.228		40.815		34.477	169.8		1:51.520		22	35.019		39.687		33.786	173.9		<u>1:48.492</u>	

Superprix Zolder 2017

Supercar Challenge pb Hankook Laps and Sector Times - Race 1

14 - 16 July 2017
Zolder - 4000 mtr.

7	36.403	40.714	34.446	171.4	1:51.563	23	34.931	<u>39.645</u>	34.185	173.9	1:48.761
8	36.444	42.146	34.383	169.8	1:52.973	24	<u>34.744</u>	40.350	34.252	173.1	1:49.346
9	36.795	41.948	35.786	169.8	1:54.529	25	35.279	41.611	34.847	172.2	1:51.737
10	36.501	41.604	35.981	168.2	1:54.086	26	35.148	40.552	34.339	171.4	1:50.039
11	37.260	42.760	In		2:02.881 P	27	35.701	42.414	34.095	171.4	1:52.210
12	Out	40.910	34.132	172.2	3:29.804 P	28	35.419	39.813	33.819	173.1	1:49.051
13	36.049	40.178	33.866	173.1	1:50.093	29	35.030	40.019	33.877	173.1	1:48.926
14	35.537	40.430	34.106	173.9	1:50.073	30	35.837	39.993	34.145	173.9	1:49.975
15	35.589	40.055	34.135	173.1	1:49.779	31	35.148	39.938	33.794	173.9	1:48.880
16	35.486	40.078	33.977	171.4	1:49.541	32	35.024	40.534	33.955	171.4	1:49.513

Superprix Zolder 2017



14 - 16 July 2017
Zolder - 4000 mtr.

Starting grid - Supercar Challenge pb Hankook - Race 1

Start Time : 13:40 - Heat Duration : 1 Hour And 1 lap

Pos	Nbr	Name	time		Pos	Nbr	Name	time
28	226	Lemmens-Bartels		Row 14	27	405	Wisselink-Rutgers	1: 51.717
26	401	Drost-Bedorf	1: 51.287	Row 13	25	416	van der Voort-van der Sloot	1: 48.938
24	403	Rob Nieman	1: 48.255	Row 12	23	402	Voet-van den Broeck	1: 47.606
22	327	Vannerum-Vannerum	1: 45.148	Row 11	21	244	Olivier Naaktgeboren	1: 44.577
20	299	Rick Renmans	1: 42.286	Row 10	19	208	Ted van Vliet	1: 42.037
18	217	Huisman-van de Grift	1: 41.772	Row 9	17	210	Kosta Kanaroglou	1: 40.372
16	222	van Loon-van Loon	1: 40.302	Row 8	15	228	Verhagen-Colembie	1: 40.103
14	201	de Borst-de Kleijn	1: 39.925	Row 7	13	245	van den Berg-van den Berg	1: 38.941
12	259	van de Maat -Schreurs	1: 38.891	Row 6	11	112	Ooms-van Engelen	1: 38.311
10	204	van den Munckhof -Zumbrink	1: 38.175	Row 5	9	114	Bob Herber	1: 37.445
8	152	John de Wilde	1: 36.991	Row 4	7	104	Marcel van Berlo	1: 36.885
6	113	Edward Grouwels	1: 36.539	Row 3	5	126	Jos Jansen	1: 36.449
4	121	Daan Meijer	1: 35.697	Row 2	3	123	Bogaerts-van der Aa	1: 34.629
2	107	Roger Grouwels	1: 34.302	Row 1	1	111	Sluys-Schouten	1: 33.156

----- STARTLINE ----- Pole Left -----

Results: raceresults.nu		Timekeeping by : RSTime by Timeservice.nl		Publication-time	
Race Director		Steward		Time Printed 15-07-2017 - 10:58	
Bobbe Veldkamp				 Timekeeper Floortje Snoek	
Page 1 of 1					

Superprix Zolder 2017

Heat name : Supercar Challenge pb Hankook - Race 1
 Heat Date : 15 July 2017
 Weather :
 CIRCUITNAME : Zolder - 4000 mtr.

Participants Started	: 28	Participants Classified	: 24
Participants Finished	: 23	Participants Not Classified	: 4
Participants Not Finished	: 5		

Green flag at	: 13:47:12	Heat recording start time	: 13:32:56
Finish flag waved at	: 14:47:56	Heat recording end time	:
Total time under Green	: 1:00:43	Total of All Laps in Heat	: 873
Number of cautions	: 0	Total time under Yellow	: 00:00:00
Number of code-60's	: 0	Total time under Code-60	: 00:00:00

Summary of winners per class

Nbr	Name / Team name	Car	Cls	Fastest Laptime	In	Avg. Speed	Laps	Race Time
123	Bogaerts-van der Aa	BMW M4 Silhouette	GT	1:36.377	4	142.26	36	1:00:43.776
204	van den Munckhof-Zumbrink	BMW Z4 Coupe GTR	SS1	1:39.688	34	136.98	35	1:01:19.125
327	Vannerum-Vannerum	BMW 235i Racing Cup	SS2	1:46.462	32	127.85	33	1:01:56.714
416	van der Voort-van der Sloot	Alfa 147	S	1:48.492	22	125.82	32	1:01:02.315

Leader history during the Heat

#	Nbr	Lap	to Lap	Name	Car
1	107	1	32	Roger Grouwels	Porsche 991 GT3 Cup
2	123	33	36	Bogaerts-van der Aa	BMW M4 Silhouette

Best Lap time history during the Heat

#	Nbr	lap time	in lap	Name	Car	time of day
1	107	1:39.518	1	Roger Grouwels	Porsche 991 GT3 Cup	13:48:54
2	107	1:36.812	2	Roger Grouwels	Porsche 991 GT3 Cup	13:50:30
3	107	1:36.789	3	Roger Grouwels	Porsche 991 GT3 Cup	13:52:07
4	123	1:36.546	3	Bogaerts-van der Aa	BMW M4 Silhouette	13:52:10
5	107	1:36.311	4	Roger Grouwels	Porsche 991 GT3 Cup	13:53:44
6	111	1:35.455	3	Sluys-Schouten	BMW M4 Silhouette	13:54:52
7	111	1:35.325	13	Sluys-Schouten	BMW M4 Silhouette	14:11:02

Summary of best laptimes per class

Nbr	Name / Team name	Car	Cls	Fastest Laptime	In	Speed
111	Sluys-Schouten	BMW M4 Silhouette	GT	1:35.325	13	151.06
204	van den Munckhof-Zumbrink	BMW Z4 Coupe GTR	SS1	1:39.688	34	144.45
327	Vannerum-Vannerum	BMW 235i Racing Cup	SS2	1:46.462	32	135.26
416	van der Voort-van der Sloot	Alfa 147	S	1:48.492	22	132.73

Summary of number of laps in the lead

#	Nbr	Name	Car	# Laps in the lead
1	107	Roger Grouwels	Porsche 991 GT3 Cup	32
2	123	Bogaerts-van der Aa	BMW M4 Silhouette	4

Superprix Zolder 2017

Result of Supercar Challenge pb Hankook - Race 2
Result of Race 2 - Revision

14 - 16 July 2017
Zolder - 4000 mtr.

Pos	Nbr	Name / Entrant	Car	Cls	PIC	Gap	Diff	Best Laptime Km/h	Best Lap	Race Time Km/h
1	111	Sluys-Schouten Sluys-Schouten	BMW M4 Silhouette	GT	1	-- 37 laps --		1:34.316 152.68	3	1:01:33.074 144.27
2	107	Roger Grouwels Roger Grouwels	Porsche 991 GT3 Cup	GT	2	44.433	44.433	1:35.396 150.95	5	1:02:17.507 142.55
3	123	Bogaerts-van der Aa Bogaerts-van der Aa	BMW M4 Silhouette	GT	3	47.695	3.262	1:35.464 150.84	5	1:02:20.769 142.43
4	152	John de Wilde John de Wilde	Porsche 991 GT3 Cup	GT	4	1:11.662	23.967	1:36.924 148.57	5	1:02:44.736 141.52
5	113	Edward Grouwels Edward Grouwels	Porsche 991 GT3 Cup	GT	5	1:24.733	13.071	1:37.488 147.71	2	1:02:57.807 141.03
6	104	Marcel van Berlo Marcel van Berlo	Porsche 991 GT3 Cup	GT	6	1:26.809	2.076	1:37.426 147.80	3	1:02:59.883 140.95
7	114	Bob Herber Bob Herber	BMW M3 F80	GT	7	-- 36 laps --	14.863	1:37.149 148.23	5	1:01:33.243 140.36
8	126	Jos Jansen Jos Jansen	Porsche 997 Cup	GT	8	16.015	16.015	1:38.240 146.58	5	1:01:49.258 139.75
9	204	van den Munckhof-Zumbrink van den Munckhof-Zumbrink	BMW Z4 Coupe GTR	SS1	1	1:25.234	1:09.219	1:39.654 144.50	23	1:02:58.477 137.19
10	228	Verhagen-Colembie Verhagen-Colembie	BMW M3 E46 3.2	SS1	2	1:42.104	16.870	1:40.431 143.38	8	1:03:15.347 132.79
11	201	de Borst-de Kleijn de Borst-de Kleijn	Seat Sport Leon Cup Racer	SS1	3	-- 35 laps --		1:40.727 142.96	7	1:01:50.094 135.84
12	259	van de Maat-Schreurs van de Maat-Schreurs	BMW E46 GTR	SS1	4	9.419	9.419	1:40.827 142.82	4	1:01:59.513 135.50
13	208	Ted van Vliet Ted van Vliet	BMW E92 V8	SS1	5	13.866	4.447	1:41.873 141.35	35	1:02:03.960 135.33
14	217	Huisman-van de Grift Huisman-van de Grift	Seat Sport Leon Cup Racer	SS1	6	36.827	22.961	1:42.112 141.02	8	1:02:26.921 134.51
15	222	van Loon-van Loon van Loon-van Loon	BMW E46 M3	SS1	7	1:01.660	24.833	1:41.229 142.25	23	1:02:51.754 133.62
16	344	Olivier Naaktgeboren Olivier Naaktgeboren	BMW E46 3.2	SS2	1	-- 34 laps --	1:45.777	1:45.654 136.29	9	1:02:26.401 130.68
17	327	Vannerum-Vannerum Vannerum-Vannerum	BMW 235i Racing Cup	SS2	2	-- 33 laps --	57.883	1:46.126 135.69	25	1:01:37.790 128.50
18	403	Rob Nieman Rob Nieman	Renault Clio RS 2.0 16V	S	1	1:17.212	1:17.212	1:48.444 132.79	8	1:02:55.002 125.88
19	402	Voet-van den Broeck Voet-van den Broeck	Peugeot RCZ Cup	S	2	1:48.395	31.183	1:49.151 131.93	6	1:03:26.185 124.84
20	416	van der Voort-van der Sloot van der Voort-van der Sloot	Alfa 147	S	3	-- 32 laps --	4.536	1:48.422 132.81	11	1:01:33.887 124.74
21	401	Drost-Bedorf Drost-Bedorf	Renault Clio RS 2.0 16V	S	4	25.789	25.789	1:51.636 128.99	13	1:01:59.676 123.88
22	405	Wisselink-Tappel Wisselink-Tappel	BMW Silhouette 2.0	S	5	-- 31 laps --	1:35.696	1:54.085 126.22	5	1:01:41.919 120.58



Fastest time : 1:34.316 in lap 3 by nbr. 111 : Sluys-Schouten (BMW M4 Silhouette)

Publication-time

Results: raceresults.nu

Timekeeping by : RSTime by Timeservice.nl

Time Printed 16-07-2017 - 15:18

Race Director Bobbe Veldkamp	Steward	Timekeeper  Floortje Snoek	
Page 1 of 2			

Superprix Zolder 2017

Result of Supercar Challenge pb Hankook - Race 2
Result of Race 2 - Revision

14 - 16 July 2017
Zolder - 4000 mtr.

Pos	Nbr	Name / Entrant	Car	Cls	PIC	Gap	Diff	Best Laptime Km/h	Best Lap	Race Time Km/h
Not Classified in Class GT										
Classification limit (75% of 37 Laps) = 28 Laps										
DNC	112	Ooms-van Engelen Ooms-van Engelen	Porsche 997 MK1	GT		-- 21 laps --		1:42.300 140.76	6	41:29.986 121.44
Not Classified in Class SS1										
Classification limit (75% of 36 Laps) = 28 Laps										
DNC	245	van den Berg-van den Berg van den Berg-van den Berg	BMW	SS1		-- 27 laps --		1:39.898 144.15	5	48:34.835 133.38
DNC	210	Kosta Kanaroglou Kosta Kanaroglou	Ginetta G50	SS1		-- 15 laps --	35.152	1:42.352 140.69	8	25:56.896 138.73
DNC	299	Rick Renmans Rick Renmans	BMW GTR	SS1		-- 4 laps --	8.210	1:44.771 137.44	4	7:13.005 133.02


Fastest time : 1:34.316 in lap 3 by nbr. 111 : Sluys-Schouten (BMW M4 Silhouette)

Results: raceresults.nu

Timekeeping by : RSTime by Timeservice.nl

Publication-time

Time Printed 16-07-2017 - 15:18

Race Director	Steward	Timekeeper	
Bobbe Veldkamp		Floortje Snoek	
Page 2 of 2			

Superprix Zolder 2017

Result of Supercar Challenge pb Hankook - Race 2
Result of Race 2 - Revision

14 - 16 July 2017
Zolder - 4000 mtr.

GT Division 3.4 Kilo per HP driver included

Pos	Nbr	Name / Entrant	Car	Gap	Diff	Best Laptime Km/h	In	Race Time Km/h
1	111	Sluys-Schouten JR Motorsport	BMW M4 Silhouette	-- 37 laps --		1:34.316 152.68	3	1:01:33.074 144.27
2	107	Roger Grouwels Team Raceart	Porsche 991 GT3 Cup	44.433	44.433	1:35.396 150.95	5	1:02:17.507 142.55
3	123	Bogaerts-van der Aa SDW Shipping by JR Motorsport	BMW M4 Silhouette	47.695	3.262	1:35.464 150.84	5	1:02:20.769 142.43
4	152	John de Wilde Speedlover	Porsche 991 GT3 Cup	1:11.662	23.967	1:36.924 148.57	5	1:02:44.736 141.52
5	113	Edward Grouwels Team Raceart	Porsche 991 GT3 Cup	1:24.733	13.071	1:37.488 147.71	2	1:02:57.807 141.03
6	104	Marcel van Berlo Van de Pas Racing	Porsche 991 GT3 Cup	1:26.809	2.076	1:37.426 147.80	3	1:02:59.883 140.95
7	114	Bob Herber JR Motorsport	BMW M3 F80	-- 36 laps --		1:37.149 148.23	5	1:01:33.243 140.36
8	126	Jos Jansen JJ Racing	Porsche 997 Cup	16.015	16.015	1:38.240 146.58	5	1:01:49.258 139.75
Not Classified in Class GT Classification limit (75% of 37 Laps) = 28 Laps								
DNC	112	Ooms-van Engelen United Motorsports	Porsche 997 MK1	-- 21 laps --		1:42.300 140.76	6	41:29.986 121.44

Supersport 1 Division Min 4.1 Kg per HP driver included

Pos	Nbr	Name / Entrant	Car	Gap	Diff	Best Laptime Km/h	In	Race Time Km/h
1	204	van den Munckhof-Zumbrink Munckhof Racing	BMW Z4 Coupe GTR	-- 36 laps --		1:39.654 144.50	23	1:02:58.477 137.19
2	228	Verhagen-Colembie JR Motorsport	BMW M3 E46 3.2	16.870	16.870	1:40.431 143.38	8	1:03:15.347 132.79
3	201	de Borst-de Kleijn Febo Racing Team	Seat Sport Leon Cup Racer	-- 35 laps --		1:40.727 142.96	7	1:01:50.094 135.84
4	259	van de Maat-Schreurs BS Racing Team	BMW E46 GTR	9.419	9.419	1:40.827 142.82	4	1:01:59.513 135.50
5	208	Ted van Vliet JR Motorsport	BMW E92 V8	13.866	4.447	1:41.873 141.35	35	1:02:03.960 135.33
6	217	Huisman-van de Grift Ferry Monster Motorsport	Seat Sport Leon Cup Racer	36.827	22.961	1:42.112 141.02	8	1:02:26.921 134.51
7	222	van Loon-van Loon Blueberry Racing	BMW E46 M3	1:01.660	24.833	1:41.229 142.25	23	1:02:51.754 133.62
Not Classified in Class SS1 Classification limit (75% of 36 Laps) = 28 Laps								
DNC	245	van den Berg-van den Berg Harders Plaza	BMW	-- 27 laps --		1:39.898 144.15	5	48:34.835 133.38
DNC	210	Kosta Kanaroglou E2P Racing	Ginetta G50	-- 15 laps --		1:42.352 140.69	8	25:56.896 138.73
DNC	299	Rick Renmans JR Motorsport	BMW GTR	-- 4 laps --		1:44.771 137.44	4	7:13.005 133.02



Fastest time : 1:34.316 in lap 3 by nbr. 111 : Sluys-Schouten (BMW M4 Silhouette)

Publication-time

Results: raceresults.nu

Timekeeping by : RSTime by Timeservice.nl

Time Printed 16-07-2017 - 15:19

Race Director Bobbe Veldkamp	Steward	Timekeeper  Floortje Snoek	
Page 1 of 2			

Superprix Zolder 2017

Result of Supercar Challenge pb Hankook - Race 2
Result of Race 2 - Revision

14 - 16 July 2017
Zolder - 4000 mtr.

Supersport 2 Division Min 4.8 Kg per HP (driver included)

Pos	Nbr	Name / Entrant	Car	Gap	Diff	Best Lapttime Km/h	In	Race Time Km/h
1	344	Olivier Naaktgeboren Naaktgeboren Racing	BMW E46 3.2	-- 34 laps --		1:45.654 136.29	9	1:02:26.401 130.68
2	327	Vannerum-Vannerum Vannerum Racing	BMW 235i Racing Cup	-- 33 laps --		1:46.126 135.69	25	1:01:37.790 128.50

Sport Division Min 5.6 Kg per HP (driver included) max. 2.500 CC turbo x 1.5

Pos	Nbr	Name / Entrant	Car	Gap	Diff	Best Lapttime Km/h	In	Race Time Km/h
1	403	Rob Nieman Spirit Racing	Renault Clio RS 2.0 16V	-- 33 laps --		1:48.444 132.79	8	1:02:55.002 125.88
2	402	Voet-van den Broeck Traxx Racing Team	Peugeot RCZ Cup	31.183	31.183	1:49.151 131.93	6	1:03:26.185 124.84
3	416	van der Voort-van der Sloot Kustlicht	Alfa 147	-- 32 laps --		1:48.422 132.81	11	1:01:33.887 124.74
4	401	Drost-Bedorf Spirit Racing	Renault Clio RS 2.0 16V	25.789	25.789	1:51.636 128.99	13	1:01:59.676 123.88
5	405	Wisselink-Tappel Bronckhorst Car Racing	BMW Zilhouette 2.0	-- 31 laps --		1:54.085 126.22	5	1:01:41.919 120.58



Fastest time : 1:34.316 in lap 3 by nbr. 111 : Sluys-Schouten (BMW M4 Silhouette)

Publication-time

Results: raceresults.nu

Timekeeping by : RSTime by Timeservice.nl

Time Printed 16-07-2017 - 15:19

Race Director Bobbe Veldkamp	Steward	Timekeeper  Floortje Snoek	
Page 2 of 2			

Superprix Zolder 2017

Supercar Challenge pb Hankook
Laptimes - Race 2

14 - 16 July 2017
Zolder - 4000 mtr.

Nbr	Name	Laps	lap	Lap ..1	Lap ..2	Lap ..3	Lap ..4	Lap ..5	Lap ..6	Lap ..7	Lap ..8	Lap ..9	Lap ..0
111	Sluys-Schouten	37	1 - 10	1:37.979	1:35.174	1:34.316	1:34.338	1:34.597	1:36.336	1:36.443	1:35.907	1:37.205	1:35.636
			11 - 20	1:35.095	1:36.290	1:37.906	1:36.377	1:36.012	1:36.489	1:45.354	3:14.973	1:36.911	1:38.193
			21 - 30	1:38.408	1:36.609	1:36.120	1:37.678	1:36.215	1:36.342	1:36.633	1:36.174	1:38.879	1:37.164
			31 - 40	1:37.288	1:38.247	1:37.037	1:37.624	1:37.755	1:37.617	1:43.322			
107	Roger Grouw els	37	1 - 10	1:41.870	1:35.857	1:35.784	1:35.795	1:35.396	1:35.949	1:36.402	1:37.563	1:37.193	1:37.443
			11 - 20	1:36.655	1:36.971	1:37.064	1:36.667	1:37.424	1:38.505	1:46.788	3:23.328	1:36.963	1:36.978
			21 - 30	1:37.339	1:37.711	1:39.073	1:37.979	1:40.726	1:40.859	1:37.815	1:37.550	1:37.926	1:37.345
			31 - 40	1:37.840	1:37.969	1:38.696	1:38.854	1:38.973	1:41.446	1:40.301			
123	Bogaerts-van der Aa	37	1 - 10	1:40.567	1:36.423	1:36.000	1:35.784	1:35.464	1:35.792	1:36.264	1:37.992	1:38.051	1:38.620
			11 - 20	1:36.792	1:36.658	1:36.580	1:36.597	1:37.798	1:47.832	3:12.169	1:38.717	1:38.788	1:38.151
			21 - 30	1:38.331	1:40.049	1:40.301	1:38.318	1:41.102	1:41.334	1:38.945	1:37.846	1:38.352	1:37.900
			31 - 40	1:38.462	1:38.641	1:39.110	1:38.755	1:39.220	1:40.162	1:40.294			
152	John de Wilde	37	1 - 10	1:41.800	1:37.871	1:37.470	1:37.398	1:36.924	1:37.337	1:40.662	1:37.937	1:38.501	1:39.253
			11 - 20	1:38.595	1:39.560	1:39.718	1:39.203	1:39.275	1:45.974	3:00.449	1:39.252	1:39.369	1:39.857
			21 - 30	1:38.958	1:38.917	1:39.393	1:40.302	1:39.076	1:40.429	1:39.414	1:39.777	1:39.702	1:39.710
			31 - 40	1:39.957	1:40.440	1:40.031	1:39.207	1:40.133	1:39.954	1:40.011			
113	Edw ard Grouw els	37	1 - 10	1:44.428	1:37.488	1:38.300	1:38.050	1:38.617	1:38.863	1:38.689	1:38.647	1:38.424	1:40.388
			11 - 20	1:39.127	1:38.928	1:38.843	1:47.639	2:57.421	1:39.344	1:43.377	1:40.165	1:40.469	1:39.018
			21 - 30	1:39.929	1:39.168	1:38.971	1:39.385	1:39.561	1:40.063	1:41.357	1:43.386	1:40.757	1:38.685
			31 - 40	1:39.525	1:38.294	1:38.776	1:39.594	1:40.812	1:41.347	1:39.208			
104	Marcel van Berlo	37	1 - 10	1:43.709	1:37.629	1:37.426	1:37.665	1:37.733	1:37.599	1:38.827	1:38.528	1:38.301	1:39.627
			11 - 20	1:38.157	1:39.754	1:40.188	1:48.140	2:59.952	1:39.159	1:43.896	1:39.825	1:40.525	1:39.187
			21 - 30	1:39.229	1:39.413	1:39.189	1:39.575	1:39.708	1:40.109	1:40.821	1:40.449	1:40.248	1:39.663
			31 - 40	1:39.786	1:40.072	1:39.621	1:39.282	1:41.126	1:41.362	1:41.503			
114	Bob Herber	36	1 - 10	1:42.890	1:37.447	1:37.560	1:37.275	1:37.149	1:37.384	1:40.135	1:37.801	1:38.602	1:39.535
			11 - 20	1:38.419	1:39.397	1:47.195	3:01.679	1:37.977	1:38.145	1:42.250	1:39.091	1:38.246	1:38.542
			21 - 30	1:38.952	1:38.829	1:39.287	1:40.880	1:38.706	1:40.593	1:39.156	1:47.730	1:58.066	1:39.830
			31 - 40	1:39.669	1:39.091	1:38.830	1:40.301	1:39.699	1:43.776				
126	Jos Jansen	36	1 - 10	1:46.600	1:40.987	1:39.322	1:39.044	1:38.240	1:38.558	1:38.797	1:39.775	1:38.319	1:39.451
			11 - 20	1:39.860	1:38.429	1:39.786	1:40.624	1:41.767	1:40.085	1:48.527	3:02.320	1:39.889	1:40.298
			21 - 30	1:40.717	1:39.910	1:39.490	1:40.143	1:40.378	1:41.070	1:40.793	1:41.544	1:42.064	1:41.170
			31 - 40	1:43.121	1:40.834	1:41.655	1:40.928	1:40.127	1:41.454				
204	van den Munckhof-Zumbrink	36	1 - 10	1:47.569	1:41.118	1:41.323	1:40.573	1:39.984	1:40.190	1:40.464	1:40.391	1:41.048	1:40.153
			11 - 20	1:40.935	1:41.374	1:42.249	1:41.047	1:41.040	1:41.359	1:42.933	1:51.664	3:31.587	1:40.285
			21 - 30	1:40.873	1:42.732	1:39.654	1:39.937	1:40.257	1:41.510	1:40.586	1:41.832	1:42.186	1:42.259
			31 - 40	1:42.676	1:42.285	1:42.345	1:43.145	1:42.328	1:43.086				
201	de Borst-de Kleijn	35	1 - 10	1:48.570	1:41.680	1:41.213	1:41.080	1:41.322	1:41.329	1:40.727	1:41.282	1:42.086	1:42.161
			11 - 20	1:41.554	1:41.569	1:42.255	1:44.047	1:41.576	1:42.556	1:42.457	1:42.774	1:42.188	1:51.048
			21 - 30	3:17.692	1:43.319	1:42.327	1:42.605	1:45.819	1:42.736	1:50.904	1:43.782	1:43.120	1:42.657
			31 - 40	1:43.041	1:43.943	1:42.888	1:43.472	1:44.207					
259	van de Maat-Schreurs	35	1 - 10	1:49.705	1:41.929	1:41.027	1:40.827	1:41.489	1:41.350	1:41.116	1:41.425	1:41.789	1:41.795
			11 - 20	1:41.662	1:41.828	1:42.949	1:42.582	1:42.241	1:42.581	1:42.049	1:42.524	1:42.390	1:51.305
			21 - 30	3:20.560	1:44.179	1:44.732	1:44.364	1:44.899	1:43.703	1:46.262	1:45.939	1:44.455	1:43.833
			31 - 40	1:43.444	1:43.904	1:43.290	1:43.766	1:43.688					

Superprix Zolder 2017

Supercar Challenge pb Hankook
Laptimes - Race 2

14 - 16 July 2017
Zolder - 4000 mtr.

Nbr	Name	Laps	lap	Lap ..1	Lap ..2	Lap ..3	Lap ..4	Lap ..5	Lap ..6	Lap ..7	Lap ..8	Lap ..9	Lap ..0	
228	Verhagen-Colembie	35	1 - 10	1:47.796	1:41.356	1:40.881	1:40.993	1:41.402	1:41.266	1:40.545	1:40.431	1:40.624	1:41.581	
			11 - 20	1:40.739	1:41.647	1:41.348	1:41.026	1:41.217	1:41.123	1:41.992	1:41.424	1:41.272	1:42.477	
			21 - 30	1:42.523	1:43.397	1:49.665	3:22.677	1:46.935	1:44.673	1:44.840	1:44.156	1:43.050	1:44.047	
			31 - 40	1:52.905	2:02.247	1:42.561	1:42.123	1:42.458						
208	Ted van Vliet	35	1 - 10	1:51.805	1:44.262	1:42.429	1:46.191	1:45.390	1:43.009	1:42.254	1:42.886	1:43.107	1:42.458	
			11 - 20	1:42.515	1:43.994	1:42.650	1:43.248	1:42.905	1:44.852	1:44.054	1:51.540	3:08.024	1:42.321	
			21 - 30	1:43.117	1:42.966	1:43.126	1:43.376	1:42.816	1:42.751	1:43.817	1:44.875	1:44.718	1:44.888	
			31 - 40	1:42.179	1:43.131	1:42.645	1:42.755	1:41.873						
217	Huisman-van de Grift	35	1 - 10	1:51.764	1:45.493	1:42.872	1:44.134	1:42.768	1:42.353	1:42.586	1:42.112	1:43.074	1:43.581	
			11 - 20	1:43.107	1:43.435	1:43.174	1:44.647	1:44.340	1:45.264	1:46.466	1:52.266	3:06.907	1:43.822	
			21 - 30	1:44.225	1:43.842	1:43.707	1:43.661	1:44.820	1:43.626	1:44.270	1:44.509	1:46.179	1:44.399	
			31 - 40	1:44.222	1:45.729	1:44.011	1:45.313	1:45.578						
222	van Loon-van Loon	35	1 - 10	1:50.717	1:43.909	1:44.372	1:42.858	1:42.876	1:43.201	1:42.460	1:43.239	1:43.049	1:43.011	
			11 - 20	1:43.065	1:43.839	1:43.687	1:44.563	1:45.503	1:45.717	1:48.563	1:51.919	3:21.279	1:43.187	
			21 - 30	1:42.142	1:41.535	1:41.229	1:41.834	1:41.611	1:41.654	1:42.408	1:43.802	1:43.789	1:41.701	
			31 - 40	1:42.248	1:41.776	1:41.730	1:57.834	2:11.130						
344	Olivier Naaktgeboren	34	1 - 10	1:53.794	1:47.003	1:46.555	1:46.515	1:46.100	1:47.838	1:45.915	1:46.090	1:45.654	1:45.916	
			11 - 20	1:46.283	1:47.701	1:46.443	1:48.610	1:46.811	1:46.999	1:46.540	1:47.868	1:55.876	3:12.704	
			21 - 30	1:47.277	1:46.800	1:46.342	1:47.957	1:45.996	1:48.878	1:47.969	1:46.595	1:52.306	1:46.490	
			31 - 40	1:46.971	1:46.489	1:47.377	1:46.494							
327	Vannerum-Vannerum	33	1 - 10	1:54.449	1:48.066	1:46.459	1:47.012	1:46.644	1:46.801	1:46.332	1:47.746	1:47.720	1:47.649	
			11 - 20	1:48.874	1:47.560	1:47.939	1:46.555	1:47.442	1:48.274	1:53.241	3:04.681	1:48.124	1:57.531	
			21 - 30	1:48.169	1:48.394	1:47.636	1:46.723	1:46.126	1:48.526	2:11.291	2:07.349	1:49.475	1:46.503	
			31 - 40	1:47.130	1:47.133	1:48.692								
403	Rob Nieman	33	1 - 10	1:55.678	1:50.179	1:49.841	1:49.117	1:49.529	1:49.848	1:48.894	1:48.444	1:50.324	1:49.055	
			11 - 20	1:48.739	1:50.121	1:49.333	1:49.135	1:48.666	1:50.562	1:50.257	1:49.568	1:49.903	1:51.314	
			21 - 30	1:55.757	3:40.950	1:50.504	1:50.989	1:51.798	1:52.412	1:52.706	1:54.385	1:51.705	1:51.909	
			31 - 40	1:51.129	1:51.927	1:54.319								
402	Voet-van den Broeck	33	1 - 10	1:55.842	1:51.469	1:51.082	1:49.917	1:49.245	1:49.151	1:50.930	1:50.623	1:50.022	1:50.048	
			11 - 20	1:51.267	1:51.571	1:50.307	1:50.583	1:49.721	1:53.885	1:58.796	3:46.711	1:51.757	1:51.039	
			21 - 30	1:52.400	1:51.999	1:53.140	1:51.786	1:52.603	1:51.340	1:50.353	1:50.590	1:50.573	1:49.766	
			31 - 40	1:52.903	1:52.271	1:56.834								
416	van der Voort-van der Sloot	32	1 - 10	1:56.295	1:50.812	1:50.470	1:49.223	1:48.949	1:49.429	1:49.366	1:48.637	1:50.251	1:48.524	
			11 - 20	1:48.422	1:49.771	1:50.170	1:48.519	1:48.875	1:50.126	1:50.497	1:51.021	1:49.911	1:49.563	
			21 - 30	1:56.671	3:44.573	1:55.909	1:55.052	1:53.709	1:56.718	1:53.690	1:53.436	1:53.766	1:54.034	
			31 - 40	1:54.489	1:57.039									
401	Drost-Bedorf	32	1 - 10	2:00.216	1:55.250	1:53.827	1:54.648	1:52.789	1:52.769	1:52.750	1:53.899	1:52.630	1:52.402	
			11 - 20	1:53.199	1:52.703	1:51.636	1:51.710	1:52.584	1:58.117	3:17.514	1:53.455	1:52.484	1:55.213	
			21 - 30	1:53.536	1:53.644	1:53.882	1:52.536	1:51.869	1:52.212	1:52.779	1:52.988	1:51.897	1:52.034	
			31 - 40	1:52.900	1:53.453									
405	Wisselink-Tappel	31	1 - 10	1:58.866	1:55.413	1:54.944	1:56.180	1:54.085	1:55.280	1:55.202	1:56.148	1:55.852	1:55.763	
			11 - 20	1:55.963	1:56.173	1:55.339	1:55.160	1:55.862	1:55.622	2:04.574	3:37.502	1:56.873	1:55.274	
			21 - 30	1:55.459	1:57.039	1:54.981	1:56.120	1:54.860	1:55.284	1:54.167	1:55.681	1:54.480	1:54.968	
			31 - 40	1:56.794										

Superprix Zolder 2017

Supercar Challenge pb Hankook
Laptimes - Race 2

14 - 16 July 2017
Zolder - 4000 mtr.

Nbr	Name	Laps	lap	Lap ..1	Lap ..2	Lap ..3	Lap ..4	Lap ..5	Lap ..6	Lap ..7	Lap ..8	Lap ..9	Lap ..0
112	Ooms-van Engelen	21	1 - 10	1:52.473	1:43.252	1:43.302	1:42.744	1:43.308	1:42.300	1:53.349	1:44.424	1:42.741	1:43.492
			11 - 20	1:53.279	5:30.633	1:47.805	1:46.153	1:48.392	1:48.065	1:51.134	1:47.462	1:50.019	1:49.137
			21 - 30	2:03.118									
245	van den Berg-van den Berg	27	1 - 10	1:45.613	1:42.609	1:40.451	1:40.467	1:39.898	1:40.230	1:40.367	1:40.828	1:40.682	1:40.989
			11 - 20	1:41.048	1:41.190	1:41.310	1:41.446	1:41.049	1:41.343	1:41.700	1:42.015	1:42.511	1:41.437
			21 - 30	1:43.336	1:48.821	3:15.580	2:04.665	1:44.081	1:43.625	2:23.977			
210	Kosta Kanaroglou	15	1 - 10	1:50.056	1:43.616	1:44.049	1:42.792	1:42.596	1:42.779	1:43.180	1:42.352	1:42.516	1:42.558
			11 - 20	1:43.319	1:43.339	1:42.653	1:42.886	1:43.923					
299	Rick Renmans	4	1 - 10	1:52.787	1:45.429	1:44.979	1:44.771						

Superprix Zolder 2017

Supercar Challenge pb Hankook
Sector analyse - Race 2

14 - 16 July 2017
Zolder - 4000 mtr.

Pos	Nbr	Name / Team name	Sector 1			Sector 2			Sector 3			Theoretical best	Actual best	In
			time	Lap	pos	time	Lap	pos	time	Lap	pos			
1	111	Sluys-Schouten	30.175	5	1	34.558	3	1	29.435	4	1	1:34.168	1:34.316	3
2	107	Roger Grouwels	30.749	5	3	34.855	6	2	29.671	2	2	1:35.275	1:35.396	5
3	123	Bogaerts-van der Aa	30.464	5	2	35.081	5	3	29.858	3	3	1:35.403	1:35.464	5
4	152	John de Wilde	31.242	7	5	35.386	5	4	30.276	5	7	1:36.904	1:36.924	5
5	113	Edward Grouwels	31.783	2	8	35.605	2	7	30.100	2	5	1:37.488	1:37.488	2
6	104	Marcel van Berlo	31.392	6	6	35.489	2	5	30.263	4	6	1:37.144	1:37.426	3
7	114	Bob Herber	31.163	3	4	35.554	6	6	30.046	5	4	1:36.763	1:37.149	5
8	126	Jos Jansen	31.717	12	7	35.782	12	8	30.506	9	8	1:38.005	1:38.240	5
9	204	van den Munckhof-Zumbrink	32.137	5	10	36.574	23	10	30.876	23	9	1:39.587	1:39.654	23
10	201	de Borst-de Kleijn	32.280	7	11	36.791	8	12	31.616	7	15	1:40.687	1:40.727	7
11	259	van de Maat-Schreurs	32.336	6	12	36.924	3	13	31.521	4	12	1:40.781	1:40.827	4
12	228	Verhagen-Colembie	32.067	8	9	36.650	8	11	31.332	7	11	1:40.049	1:40.431	8
13	208	Ted van Vliet	32.676	3	17	37.229	35	16	31.652	10	16	1:41.557	1:41.873	35
14	217	Huisman-van de Grift	32.509	6	15	37.432	8	17	32.059	5	17	1:42.000	1:42.112	8
15	222	van Loon-van Loon	32.542	23	16	36.967	34	14	31.527	22	13	1:41.036	1:41.229	23
16	344	Olivier Naaktgeboren	33.836	7	20	38.619	34	20	32.936	9	20	1:45.391	1:45.654	9
17	327	Vannerum-Vannerum	34.179	25	21	38.670	7	21	33.049	31	21	1:45.898	1:46.126	25
18	403	Rob Nieman	35.031	18	24	39.685	8	22	33.633	8	23	1:48.349	1:48.444	8
19	402	Voet-van den Broeck	34.734	6	22	39.862	30	24	34.127	5	24	1:48.723	1:49.151	6
20	416	van der Voort-van der Sloot	34.748	16	23	39.690	11	23	33.627	11	22	1:48.065	1:48.422	11
21	401	Drost-Bedorf	35.498	13	25	40.699	30	25	34.853	14	25	1:51.050	1:51.636	13
22	405	Wisselink-Tappel	36.288	5	26	41.557	27	26	35.668	22	26	1:53.513	1:54.085	5
23	112	Ooms-van Engelen	32.718	9	18	37.071	7	15	31.533	8	14	1:41.322	1:42.300	6
24	245	van den Berg-van den Berg	32.360	6	14	36.438	5	9	30.987	5	10	1:39.785	1:39.898	5
25	210	Kosta Kanaroglou	32.340	6	13	37.611	9	18	32.077	13	18	1:42.028	1:42.352	8
26	299	Rick Renmans	33.670	4	19	38.603	3	19	32.316	3	19	1:44.589	1:44.771	4

Superprix Zolder 2017

Supercar Challenge pb Hankook
Laps and Sector Times - Race 2

14 - 16 July 2017
Zolder - 4000 mtr.

104 Marcel van Berlo									Porsche 991 GT3 Cup										
lap	Sect-1	Speed	Sect-2	Speed	Sect-3	Speed	TopSpeed	laptime	pit	lap	Sect-1	Speed	Sect-2	Speed	Sect-3	Speed	Topspeed	laptime	pit
1	35.849		37.556		30.304	205.7		1:43.709		20	32.241		36.074		30.872	205.7		1:39.187	
2	31.721		<u>35.489</u>		30.419	206.9		1:37.629		21	32.264		36.160		30.805	204.5		1:39.229	
3	31.583		35.537		30.306	204.5		<u>1:37.426</u>		22	32.220		36.102		31.091	203.4		1:39.413	
4	31.766		35.636		<u>30.263</u>	204.5		1:37.665		23	32.367		36.018		30.804	203.4		1:39.189	
5	31.744		35.706		30.283	205.7		1:37.733		24	32.314		36.117		31.144	205.7		1:39.575	
6	<u>31.392</u>		35.907		30.300	206.9		1:37.599		25	32.297		36.563		30.848	204.5		1:39.708	
7	31.624		36.125		31.078	204.5		1:38.827		26	32.208		36.696		31.205	205.7		1:40.109	
8	31.879		36.119		30.530	204.5		1:38.528		27	32.503		36.652		31.666	201.1		1:40.821	
9	31.751		35.900		30.650	206.9		1:38.301		28	32.473		37.121		30.855	205.7		1:40.449	
10	32.770		36.432		30.425	203.4		1:39.627		29	32.756		36.419		31.073	203.4		1:40.248	
11	31.826		35.900		30.431	205.7		1:38.157		30	32.366		36.241		31.056	203.4		1:39.663	
12	32.127		36.615		31.012	204.5		1:39.754		31	32.348		36.393		31.045	203.4		1:39.786	
13	32.072		37.187		30.929	204.5		1:40.188		32	32.333		36.784		30.955	202.2		1:40.072	
14	32.409		36.838		In			1:48.140 P		33	32.095		36.508		31.018	203.4		1:39.621	
15	Out		36.983		30.592	205.7		2:59.952 P		34	32.466		36.169		30.647	203.4		1:39.282	
16	32.255		36.375		30.529	203.4		1:39.159		35	32.290		37.569		31.267	173.9		1:41.126	
17	32.008		39.337		32.551	202.2		1:43.896		36	33.456		36.653		31.253	201.1		1:41.362	
18	32.372		36.330		31.123	203.4		1:39.825		37	33.169		37.090		31.244	203.4		1:41.503	
19	31.943		37.822		30.760	204.5		1:40.525		38									

107 Roger Grouwels									Porsche 991 GT3 Cup										
lap	Sect-1	Speed	Sect-2	Speed	Sect-3	Speed	TopSpeed	laptime	pit	lap	Sect-1	Speed	Sect-2	Speed	Sect-3	Speed	Topspeed	laptime	pit
1	35.161		36.398		30.311	206.9		1:41.870		20	31.379		35.502		30.097	209.3		1:36.978	
2	31.149		35.037		<u>29.671</u>	208.1		1:35.857		21	31.429		35.669		30.241	209.3		1:37.339	
3	30.876		35.210		29.698	209.3		1:35.784		22	31.479		35.959		30.273	209.3		1:37.711	
4	31.042		34.882		29.871	208.1		1:35.795		23	32.279		36.318		30.476	208.1		1:39.073	
5	<u>30.749</u>		34.937		29.710	209.3		<u>1:35.396</u>		24	31.930		36.060		29.989	208.1		1:37.979	
6	31.151		<u>34.855</u>		29.943	206.9		1:35.949		25	31.575		37.099		32.052	204.5		1:40.726	
7	30.835		35.479		30.088	208.1		1:36.402		26	32.598		37.271		30.990	205.7		1:40.859	
8	30.918		36.098		30.547	210.5		1:37.563		27	32.353		35.442		30.020	208.1		1:37.815	
9	31.497		35.884		29.812	209.3		1:37.193		28	31.440		35.940		30.170	208.1		1:37.550	
10	31.189		36.124		30.130	209.3		1:37.443		29	31.595		36.074		30.257	208.1		1:37.926	
11	31.404		35.195		30.056	208.1		1:36.655		30	31.586		35.629		30.130	206.9		1:37.345	
12	31.195		35.674		30.102	209.3		1:36.971		31	31.895		35.865		30.080	209.3		1:37.840	
13	31.688		35.701		29.675	209.3		1:37.064		32	31.672		35.858		30.439	208.1		1:37.969	
14	31.449		35.413		29.805	209.3		1:36.667		33	32.117		36.167		30.412	209.3		1:38.696	
15	31.732		35.506		30.186	209.3		1:37.424		34	31.954		36.319		30.581	208.1		1:38.854	
16	31.412		36.071		31.022	208.1		1:38.505		35	31.912		36.417		30.644	205.7		1:38.973	
17	31.739		35.335		In			1:46.788 P		36	32.272		36.940		32.234	203.4		1:41.446	
18	Out		35.933		30.122	206.9		3:23.328 P		37	33.059		36.308		30.934	203.4		1:40.301	
19	31.314		35.582		30.067	209.3		1:36.963		38									

111 Sluys-Schouten									BMW M4 Silhouette										
lap	Sect-1	Speed	Sect-2	Speed	Sect-3	Speed	TopSpeed	laptime	pit	lap	Sect-1	Speed	Sect-2	Speed	Sect-3	Speed	Topspeed	laptime	pit
1	32.736		35.397		29.846	201.1		1:37.979		20	31.601		36.396		30.196	206.9		1:38.193	
2	30.516		35.014		29.644	204.5		1:35.174		21	31.173		37.175		30.060	205.7		1:38.408	
3	30.223		<u>34.558</u>		29.535	204.5		<u>1:34.316</u>		22	31.239		35.271		30.099	204.5		1:36.609	
4	30.207		34.696		<u>29.435</u>	205.7		1:34.338		23	30.982		35.357		29.781	205.7		1:36.120	
5	<u>30.175</u>		34.770		29.652	205.7		1:34.597		24	32.324		35.239		30.115	204.5		1:37.678	
6	30.255		36.107		29.974	205.7		1:36.336		25	31.081		35.155		29.979	204.5		1:36.215	
7	30.592		35.433		30.418	205.7		1:36.443		26	31.285		35.136		29.921	204.5		1:36.342	
8	31.276		34.927		29.704	204.5		1:35.907		27	31.233		35.147		30.253	205.7		1:36.633	
9	30.406		36.322		30.477	204.5		1:37.205		28	31.100		35.181		29.893	205.7		1:36.174	
10	30.804		35.139		29.693	204.5		1:35.636		29	31.219		36.922		30.738	204.5		1:38.879	
11	30.554		34.943		29.598	206.9		1:35.095		30	31.432		35.789		29.943	206.9		1:37.164	
12	30.986		35.265		30.039	206.9		1:36.290		31	31.089		35.868		30.331	208.1		1:37.288	
13	31.630		35.975		30.301	204.5		1:37.906		32	32.352		35.732		30.163	203.4		1:38.247	
14	31.051		35.488		29.838	205.7		1:36.377		33	31.108		35.727		30.202	206.9		1:37.037	
15	30.721		35.521		29.770	205.7		1:36.012		34	31.829		35.653		30.142	206.9		1:37.624	
16	30.615		36.092		29.782	206.9		1:36.489		35	31.373		35.559		30.823	205.7		1:37.755	
17	31.105		35.619		In			1:45.354 P		36	31.233		35.997		30.387	205.7		1:37.617	
18	Out		35.848		30.305	205.7		3:14.973 P		37	32.409		36.732		34.181	102.0		1:43.322	
19	31.196		35.762		29.953	205.7		1:36.911		38									

Superprix Zolder 2017

Supercar Challenge pb Hankook
Laps and Sector Times - Race 2

14 - 16 July 2017
Zolder - 4000 mtr.

112 Ooms-van Engelen							Porsche 997 MK1												
lap	Sect-1	Speed	Sect-2	Speed	Sect-3	Speed	TopSpeed	laptime	pit	lap	Sect-1	Speed	Sect-2	Speed	Sect-3	Speed	Topspeed	laptime	pit
1	37.558		42.882		32.033	202.2		1:52.473		12	Out		42.438		33.431	198.9		5:30.633	P
2	33.344		38.178		31.730	202.2		1:43.252		13	34.833		39.909		33.063	198.9		1:47.805	
3	33.467		38.008		31.827	204.5		1:43.302		14	34.438		38.812		32.903	201.1		1:46.153	
4	32.923		38.172		31.649	200.0		1:42.744		15	34.551		39.928		33.913	195.7		1:48.392	
5	32.972		37.900		32.436	200.0		1:43.308		16	35.221		39.552		33.292	197.8		1:48.065	
6	32.812		37.946		31.542	201.1		<u>1:42.300</u>		17	35.606		42.192		33.336	200.0		1:51.134	
7	32.824		<u>37.071</u>		43.454	200.0		1:53.349		18	35.178		39.716		32.568	198.9		1:47.462	
8	32.971		39.920		<u>31.533</u>	200.0		1:44.424		19	34.666		41.750		33.603	198.9		1:50.019	
9	<u>32.718</u>		38.101		31.922	200.0		1:42.741		20	35.922		39.775		33.440	192.5		1:49.137	
10	33.094		37.450		32.948	197.8		1:43.492		21	36.743		41.106		In			2:03.118	P
11	34.235		38.826		In			1:53.279	P	22									

113 Edward Grouwels							Porsche 991 GT3 Cup												
lap	Sect-1	Speed	Sect-2	Speed	Sect-3	Speed	TopSpeed	laptime	pit	lap	Sect-1	Speed	Sect-2	Speed	Sect-3	Speed	Topspeed	laptime	pit
1	35.584		38.588		30.256	206.9		1:44.428		20	32.396		36.114		30.508	206.9		1:39.018	
2	<u>31.783</u>		<u>35.605</u>		<u>30.100</u>	206.9		<u>1:37.488</u>		21	32.743		36.459		30.727	203.4		1:39.929	
3	31.977		35.997		30.326	206.9		1:38.300		22	32.560		36.063		30.545	204.5		1:39.168	
4	31.795		35.918		30.337	206.9		1:38.050		23	32.437		36.141		30.393	206.9		1:38.971	
5	31.994		36.153		30.470	205.7		1:38.617		24	32.429		36.058		30.898	206.9		1:39.385	
6	31.940		36.297		30.626	206.9		1:38.863		25	32.799		36.124		30.638	206.9		1:39.561	
7	31.819		36.480		30.390	208.1		1:38.689		26	33.042		36.022		30.999	205.7		1:40.063	
8	32.236		36.228		30.183	208.1		1:38.647		27	32.903		36.415		32.039	198.9		1:41.357	
9	32.073		36.151		30.200	206.9		1:38.424		28	33.612		38.506		31.268	204.5		1:43.386	
10	32.255		37.636		30.497	205.7		1:40.388		29	32.576		37.709		30.472	208.1		1:40.757	
11	32.117		36.683		30.327	206.9		1:39.127		30	32.060		36.221		30.404	208.1		1:38.685	
12	32.078		36.194		30.656	206.9		1:38.928		31	32.041		36.517		30.967	206.9		1:39.525	
13	32.195		36.221		30.427	205.7		1:38.843		32	32.088		35.961		30.245	206.9		1:38.294	
14	33.238		36.401		In			1:47.639	P	33	32.183		36.025		30.568	209.3		1:38.776	
15	Out		36.082		30.365	206.9		2:57.421	P	34	32.732		36.220		30.642	206.9		1:39.594	
16	32.289		36.751		30.304	208.1		1:39.344		35	32.095		37.392		31.325	171.4		1:40.812	
17	32.154		38.667		32.556	205.7		1:43.377		36	33.454		36.686		31.207	208.1		1:41.347	
18	32.710		36.401		31.054	206.9		1:40.165		37	32.273		36.291		30.644	205.7		1:39.208	
19	31.918		37.666		30.885	206.9		1:40.469		38									

114 Bob Herber							BMW M3 F80												
lap	Sect-1	Speed	Sect-2	Speed	Sect-3	Speed	TopSpeed	laptime	pit	lap	Sect-1	Speed	Sect-2	Speed	Sect-3	Speed	Topspeed	laptime	pit
1	35.346		37.206		30.338	205.7		1:42.890		19	31.730		35.712		30.804	204.5		1:38.246	
2	31.398		35.697		30.352	206.9		1:37.447		20	31.744		36.375		30.423	204.5		1:38.542	
3	<u>31.163</u>		35.784		30.613	205.7		1:37.560		21	31.726		36.425		30.801	205.7		1:38.952	
4	31.344		35.675		30.256	202.2		1:37.275		22	31.773		36.308		30.748	203.4		1:38.829	
5	31.275		35.828		<u>30.046</u>	205.7		<u>1:37.149</u>		23	31.863		36.454		30.970	205.7		1:39.287	
6	31.586		<u>35.554</u>		30.244	204.5		1:37.384		24	32.535		36.816		31.529	203.4		1:40.880	
7	31.333		36.756		32.046	203.4		1:40.135		25	31.744		36.311		30.651	204.5		1:38.706	
8	31.618		35.712		30.471	203.4		1:37.801		26	31.932		37.699		30.962	201.1		1:40.593	
9	31.527		36.368		30.707	202.2		1:38.602		27	32.280		36.301		30.575	203.4		1:39.156	
10	32.912		36.279		30.344	198.9		1:39.535		28	32.881		36.818		In			1:47.730	P
11	31.786		35.936		30.697	203.4		1:38.419		29	Out		36.999		31.418	204.5		1:58.066	P
12	31.932		36.834		30.631	203.4		1:39.397		30	31.995		37.008		30.827	205.7		1:39.830	
13	31.796		37.259		In			1:47.195	P	31	31.895		36.788		30.986	203.4		1:39.669	
14	Out		36.493		30.439	203.4		3:01.679	P	32	31.948		36.226		30.917	205.7		1:39.091	
15	31.745		35.787		30.445	204.5		1:37.977		33	31.888		36.399		30.543	205.7		1:38.830	
16	31.525		36.279		30.341	204.5		1:38.145		34	33.029		36.354		30.918	204.5		1:40.301	
17	32.562		38.843		30.845	200.0		1:42.250		35	31.940		36.926		30.833	202.2		1:39.699	
18	31.903		36.036		31.152	203.4		1:39.091		36	33.174		36.850		33.752	104.3		1:43.776	

123 Bogaerts-van der Aa							BMW M4 Silhouette												
lap	Sect-1	Speed	Sect-2	Speed	Sect-3	Speed	TopSpeed	laptime	pit	lap	Sect-1	Speed	Sect-2	Speed	Sect-3	Speed	Topspeed	laptime	pit
1	34.007		36.351		30.209	201.1		1:40.567		20	31.533		36.059		30.559	204.5		1:38.151	
2	31.113		35.371		29.939	202.2		1:36.423		21	31.591		36.220		30.520	204.5		1:38.331	
3	30.952		35.190		<u>29.858</u>	202.2		1:36.000		22	31.797		36.975		31.277	206.9		1:40.049	
4	30.672		35.234		29.878	204.5		1:35.784		23	32.557		37.302		30.442	202.2		1:40.301	
5	<u>30.464</u>		<u>35.081</u>		29.919	203.4		<u>1:35.464</u>		24	31.814		35.994		30.510	202.2		1:38.318	
6	30.569		35.206		30.017	202.2		1:35.792		25	31.529		37.522		32.051	198.9		1:41.102	

Superprix Zolder 2017

Supercar Challenge pb Hankook Laps and Sector Times - Race 2

14 - 16 July 2017
Zolder - 4000 mtr.

7	30.681	35.606	29.977	203.4	1:36.264	26	32.619	37.103	31.612	202.2	1:41.334
8	30.856	36.404	30.732	202.2	1:37.992	27	32.511	35.934	30.500	202.2	1:38.945
9	31.387	36.571	30.093	204.5	1:38.051	28	31.606	35.781	30.459	201.1	1:37.846
10	31.209	37.144	30.267	203.4	1:38.620	29	31.746	36.219	30.387	203.4	1:38.352
11	31.384	35.427	29.981	204.5	1:36.792	30	31.499	35.916	30.485	202.2	1:37.900
12	31.002	35.371	30.285	203.4	1:36.658	31	31.954	36.144	30.364	203.4	1:38.462
13	31.197	35.297	30.086	202.2	1:36.580	32	31.503	35.994	31.144	202.2	1:38.641
14	31.216	35.343	30.038	204.5	1:36.597	33	31.727	36.636	30.747	202.2	1:39.110
15	31.305	35.520	30.973	203.4	1:37.798	34	31.690	36.282	30.783	203.4	1:38.755
16	31.298	35.747	In		1:47.832	P 35	32.199	36.353	30.668	201.1	1:39.220
17	Out	38.181	30.546	202.2	3:12.169	P 36	31.913	36.514	31.735	197.8	1:40.162
18	31.456	36.304	30.957	201.1	1:38.717	37	32.522	36.552	31.220	202.2	1:40.294
19	31.336	36.528	30.924	203.4	1:38.788	38					

126 Jos Jansen									Porsche 997 Cup										
lap	Sect-1	Speed	Sect-2	Speed	Sect-3	Speed	TopSpeed	laptime	pit	lap	Sect-1	Speed	Sect-2	Speed	Sect-3	Speed	Topspeed	laptime	pit
1	36.534		39.247		30.819	204.5		1:46.600		19	32.091		36.455		31.343	203.4		1:39.889	
2	32.880		37.210		30.897	204.5		1:40.987		20	32.298		36.623		31.377	203.4		1:40.298	
3	32.090		36.498		30.734	204.5		1:39.322		21	32.463		37.069		31.185	203.4		1:40.717	
4	31.920		36.518		30.606	204.5		1:39.044		22	32.452		36.490		30.968	204.5		1:39.910	
5	31.806		35.853		30.581	204.5		<u>1:38.240</u>		23	32.305		36.207		30.978	204.5		1:39.490	
6	31.939		35.903		30.716	204.5		1:38.558		24	32.266		36.476		31.401	193.5		1:40.143	
7	31.868		36.196		30.733	205.7		1:38.797		25	32.629		36.808		30.941	203.4		1:40.378	
8	32.420		36.313		31.042	204.5		1:39.775		26	33.279		36.550		31.241	204.5		1:41.070	
9	31.890		35.923		<u>30.506</u>	204.5		1:38.319		27	32.419		36.635		31.739	205.7		1:40.793	
10	32.132		36.306		31.013	205.7		1:39.451		28	32.485		37.276		31.783	204.5		1:41.544	
11	32.191		36.630		31.039	203.4		1:39.860		29	32.780		37.788		31.496	203.4		1:42.064	
12	<u>31.717</u>		<u>35.782</u>		30.930	202.2		1:38.429		30	32.967		36.979		31.224	205.7		1:41.170	
13	32.082		36.402		31.302	205.7		1:39.786		31	34.599		37.271		31.251	204.5		1:43.121	
14	32.692		36.686		31.246	203.4		1:40.624		32	32.849		36.789		31.196	204.5		1:40.834	
15	32.147		38.566		31.054	204.5		1:41.767		33	32.910		37.133		31.612	201.1		1:41.655	
16	32.176		37.045		30.864	204.5		1:40.085		34	32.920		36.794		31.214	203.4		1:40.928	
17	32.349		37.023		In			1:48.527	P 35	32.684		36.791		30.652	203.4		1:40.127		
18	Out		36.987		31.107	203.4		3:02.320	P 36	32.895		37.477		31.082	202.2		1:41.454		

152 John de Wilde									Porsche 991 GT3 Cup										
lap	Sect-1	Speed	Sect-2	Speed	Sect-3	Speed	TopSpeed	laptime	pit	lap	Sect-1	Speed	Sect-2	Speed	Sect-3	Speed	Topspeed	laptime	pit
1	34.191		36.569		31.040	205.7		1:41.800		20	32.471		36.540		30.846	205.7		1:39.857	
2	31.647		35.838		30.386	205.7		1:37.871		21	31.961		36.161		30.836	204.5		1:38.958	
3	31.459		35.614		30.397	205.7		1:37.470		22	31.973		36.185		30.759	204.5		1:38.917	
4	31.448		35.547		30.403	206.9		1:37.398		23	31.978		36.079		31.336	204.5		1:39.393	
5	31.262		<u>35.386</u>		<u>30.276</u>	205.7		<u>1:36.924</u>		24	32.589		36.766		30.947	204.5		1:40.302	
6	31.301		35.516		30.520	204.5		1:37.337		25	31.948		36.298		30.830	204.5		1:39.076	
7	<u>31.242</u>		37.714		31.706	204.5		1:40.662		26	32.340		37.268		30.821	203.4		1:40.429	
8	31.516		35.950		30.471	205.7		1:37.937		27	32.479		36.276		30.659	206.9		1:39.414	
9	31.257		36.518		30.726	205.7		1:38.501		28	32.931		36.147		30.699	206.9		1:39.777	
10	32.700		35.877		30.676	204.5		1:39.253		29	32.150		36.547		31.005	204.5		1:39.702	
11	31.758		36.091		30.746	206.9		1:38.595		30	32.104		36.618		30.988	205.7		1:39.710	
12	32.252		36.540		30.768	204.5		1:39.560		31	32.127		36.932		30.898	206.9		1:39.957	
13	31.972		37.107		30.639	203.4		1:39.718		32	32.127		36.760		31.553	208.1		1:40.440	
14	31.901		36.312		30.990	205.7		1:39.203		33	32.414		36.742		30.875	204.5		1:40.031	
15	32.098		36.488		30.689	204.5		1:39.275		34	31.975		36.492		30.740	208.1		1:39.207	
16	32.093		36.348		In			1:45.974	P 35	32.834		36.322		30.977	206.9		1:40.133		
17	Out		37.129		30.820	204.5		3:00.449	P 36	32.067		36.658		31.229	204.5		1:39.954		
18	31.834		36.478		30.940	205.7		1:39.252		37	32.379		36.571		31.061	204.5		1:40.011	
19	31.948		36.315		31.106	204.5		1:39.369		38									

201 de Borst-de Kleijn									Seat Sport Leon Cup Racer										
lap	Sect-1	Speed	Sect-2	Speed	Sect-3	Speed	TopSpeed	laptime	pit	lap	Sect-1	Speed	Sect-2	Speed	Sect-3	Speed	Topspeed	laptime	pit
1	36.264		39.946		32.360	187.5		1:48.570		19	32.871		37.009		32.308	186.5		1:42.188	
2	32.788		37.021		31.871	189.5		1:41.680		20	32.748		37.351		In			1:51.048	P
3	32.506		36.889		31.818	189.5		1:41.213		21	Out		38.540		32.417	190.5		3:17.692	P
4	32.328		37.053		31.699	187.5		1:41.080		22	33.176		38.198		31.945	190.5		1:43.319	
5	32.460		37.021		31.841	188.5		1:41.322		23	32.499		37.490		32.338	189.5		1:42.327	
6	32.435		37.084		31.810	189.5		1:41.329		24	32.796		37.371		32.438	191.5		1:42.605	
7	<u>32.280</u>		36.831		<u>31.616</u>	189.5		<u>1:40.727</u>		25	33.837		39.602		32.380	191.5		1:45.819	

Superprix Zolder 2017

Supercar Challenge pb Hankook

14 - 16 July 2017

Laps and Sector Times - Race 2

Zolder - 4000 mtr.

8	32.455	<u>36.791</u>	32.036	186.5	1:41.282	26	32.767	37.945	32.024	192.5	1:42.736
9	32.527	37.542	32.017	186.5	1:42.086	27	32.917	44.406	33.581	188.5	1:50.904
10	33.157	37.124	31.880	188.5	1:42.161	28	33.256	37.852	32.674	186.5	1:43.782
11	32.547	37.105	31.902	189.5	1:41.554	29	33.078	37.826	32.216	190.5	1:43.120
12	32.671	36.970	31.928	187.5	1:41.569	30	32.640	37.535	32.482	190.5	1:42.657
13	32.709	37.511	32.035	186.5	1:42.255	31	33.056	37.634	32.351	189.5	1:43.041
14	32.777	37.628	33.642	185.6	1:44.047	32	33.517	38.099	32.327	190.5	1:43.943
15	32.680	37.008	31.888	187.5	1:41.576	33	33.021	37.707	32.160	191.5	1:42.888
16	32.717	37.562	32.277	186.5	1:42.556	34	33.129	37.702	32.641	188.5	1:43.472
17	32.683	37.256	32.518	186.5	1:42.457	35	33.213	38.259	32.735	188.5	1:44.207
18	32.850	37.401	32.523	185.6	1:42.774	36					

204 van den Munckhof-Zumbrink								BMW Z4 Coupe GTR											
lap	Sect-1	Speed	Sect-2	Speed	Sect-3	Speed	TopSpeed	laptime	pit	lap	Sect-1	Speed	Sect-2	Speed	Sect-3	Speed	Topspeed	laptime	pit
1	36.078		39.822		31.669	196.7		1:47.569		19	Out		37.010		31.025	197.8		3:31.587	P
2	32.479		37.378		31.261	198.9		1:41.118		20	32.154		36.979		31.152	197.8		1:40.285	
3	32.377		37.401		31.545	195.7		1:41.323		21	32.459		37.158		31.256	198.9		1:40.873	
4	32.426		37.028		31.119	197.8		1:40.573		22	32.588		38.331		31.813	197.8		1:42.732	
5	<u>32.137</u>		36.813		31.034	196.7		1:39.984		23	32.204		<u>36.574</u>		<u>30.876</u>	198.9		<u>1:39.654</u>	
6	32.142		36.947		31.101	196.7		1:40.190		24	32.247		36.606		31.084	198.9		1:39.937	
7	32.300		36.920		31.244	195.7		1:40.464		25	32.631		36.667		30.959	200.0		1:40.257	
8	32.252		36.882		31.257	196.7		1:40.391		26	32.820		37.372		31.318	196.7		1:41.510	
9	32.399		37.584		31.065	195.7		1:41.048		27	32.309		37.087		31.190	196.7		1:40.586	
10	32.196		36.711		31.246	197.8		1:40.153		28	32.561		37.583		31.688	196.7		1:41.832	
11	32.558		37.258		31.119	197.8		1:40.935		29	32.963		37.687		31.536	197.8		1:42.186	
12	32.734		37.531		31.109	197.8		1:41.374		30	32.719		37.815		31.725	197.8		1:42.259	
13	33.217		37.766		31.266	197.8		1:42.249		31	32.724		38.229		31.723	197.8		1:42.676	
14	32.516		37.084		31.447	195.7		1:41.047		32	33.355		37.374		31.556	196.7		1:42.285	
15	32.255		37.316		31.469	197.8		1:41.040		33	32.846		37.775		31.724	195.7		1:42.345	
16	32.391		37.288		31.680	198.9		1:41.359		34	32.871		38.756		31.518	197.8		1:43.145	
17	33.471		37.945		31.517	195.7		1:42.933		35	32.850		37.801		31.677	196.7		1:42.328	
18	32.536		37.163		In			1:51.664	P	36	33.067		37.873		32.146	181.8		1:43.086	

208 Ted van Vliet								BMW E92 V8											
lap	Sect-1	Speed	Sect-2	Speed	Sect-3	Speed	TopSpeed	laptime	pit	lap	Sect-1	Speed	Sect-2	Speed	Sect-3	Speed	Topspeed	laptime	pit
1	37.458		41.744		32.603	191.5		1:51.805		19	Out		38.902		31.780	190.5		3:08.024	P
2	33.616		38.474		32.172	192.5		1:44.262		20	32.939		37.688		31.694	190.5		1:42.321	
3	<u>32.676</u>		37.860		31.893	191.5		1:42.429		21	33.125		37.409		32.583	192.5		1:43.117	
4	33.810		38.673		33.708	145.2		1:46.191		22	33.564		37.673		31.729	191.5		1:42.966	
5	35.368		38.117		31.905	191.5		1:45.390		23	32.860		38.241		32.025	191.5		1:43.126	
6	33.184		37.901		31.924	193.5		1:43.009		24	33.197		38.452		31.727	190.5		1:43.376	
7	32.937		37.572		31.745	192.5		1:42.254		25	33.465		37.576		31.775	191.5		1:42.816	
8	32.899		37.598		32.389	190.5		1:42.886		26	33.098		37.822		31.831	192.5		1:42.751	
9	33.248		38.039		31.820	191.5		1:43.107		27	33.217		38.029		32.571	191.5		1:43.817	
10	33.028		37.778		<u>31.652</u>	192.5		1:42.458		28	33.585		39.486		31.804	191.5		1:44.875	
11	33.198		37.484		31.833	191.5		1:42.515		29	32.954		39.757		32.007	192.5		1:44.718	
12	33.890		38.331		31.773	191.5		1:43.994		30	32.707		39.546		32.635	190.5		1:44.888	
13	32.900		37.855		31.895	192.5		1:42.650		31	32.981		37.511		31.687	192.5		1:42.179	
14	33.458		38.049		31.741	191.5		1:43.248		32	33.115		37.884		32.132	190.5		1:43.131	
15	32.873		37.697		32.335	190.5		1:42.905		33	33.091		37.507		32.047	191.5		1:42.645	
16	34.121		38.553		32.178	191.5		1:44.852		34	33.119		37.665		31.971	188.5		1:42.755	
17	33.522		38.801		31.731	192.5		1:44.054		35	32.937		<u>37.229</u>		31.707	192.5		<u>1:41.873</u>	
18	33.449		37.771		In			1:51.540	P	36									

210 Kosta Kanaroglu								Ginetta G50											
lap	Sect-1	Speed	Sect-2	Speed	Sect-3	Speed	TopSpeed	laptime	pit	lap	Sect-1	Speed	Sect-2	Speed	Sect-3	Speed	Topspeed	laptime	pit
1	36.885		40.800		32.371	188.5		1:50.056		9	32.794		<u>37.611</u>		32.111	187.5		1:42.516	
2	33.100		38.101		32.415	187.5		1:43.616		10	32.473		37.775		32.310	188.5		1:42.558	
3	33.151		38.494		32.404	187.5		1:44.049		11	32.792		38.314		32.213	186.5		1:43.319	
4	32.679		37.817		32.296	186.5		1:42.792		12	32.788		38.168		32.383	185.6		1:43.339	
5	32.658		37.637		32.301	186.5		1:42.596		13	32.718		37.858		<u>32.077</u>	188.5		1:42.653	
6	<u>32.340</u>		37.804		32.635	187.5		1:42.779		14	32.762		37.789		32.335	186.5		1:42.886	
7	32.498		38.441		32.241	186.5		1:43.180		15	32.747		37.978		33.198	186.5		1:43.923	
8	32.475		37.702		32.175	186.5		<u>1:42.352</u>		16									

Superprix Zolder 2017

Supercar Challenge pb Hankook
Laps and Sector Times - Race 2

14 - 16 July 2017
Zolder - 4000 mtr.

217 Huisman-van de Grift									Seat Sport Leon Cup Racer										
lap	Sect-1	Speed	Sect-2	Speed	Sect-3	Speed	TopSpeed	laptime	pit	lap	Sect-1	Speed	Sect-2	Speed	Sect-3	Speed	Topspeed	laptime	pit
1	37.120		41.158		33.486	184.6		1:51.764		19	Out		38.569		32.791	186.5		3:06.907	P
2	33.212		39.563		32.718	186.5		1:45.493		20	33.090		37.979		32.753	185.6		1:43.822	
3	32.914		37.817		32.141	186.5		1:42.872		21	33.590		38.036		32.599	183.7		1:44.225	
4	33.033		38.387		32.714	185.6		1:44.134		22	33.406		37.924		32.512	183.7		1:43.842	
5	33.016		37.693		<u>32.059</u>	186.5		1:42.768		23	33.180		37.897		32.630	186.5		1:43.707	
6	<u>32.509</u>		37.596		32.248	187.5		1:42.353		24	33.132		38.176		32.353	183.7		1:43.661	
7	32.646		37.694		32.246	184.6		1:42.586		25	34.293		38.182		32.345	183.7		1:44.820	
8	32.560		<u>37.432</u>		32.120	185.6		<u>1:42.112</u>		26	32.912		37.968		32.746	183.7		1:43.626	
9	32.713		38.237		32.124	187.5		1:43.074		27	33.257		38.334		32.679	182.7		1:44.270	
10	32.803		38.490		32.288	185.6		1:43.581		28	33.353		38.467		32.689	183.7		1:44.509	
11	32.775		37.879		32.453	186.5		1:43.107		29	34.760		38.638		32.781	183.7		1:46.179	
12	33.081		37.735		32.619	186.5		1:43.435		30	33.151		38.434		32.814	184.6		1:44.399	
13	32.960		37.909		32.305	186.5		1:43.174		31	33.299		38.109		32.814	186.5		1:44.222	
14	33.022		38.167		33.458	185.6		1:44.647		32	34.430		38.212		33.087	183.7		1:45.729	
15	32.943		38.342		33.055	183.7		1:44.340		33	33.224		37.977		32.810	183.7		1:44.011	
16	33.675		38.421		33.168	185.6		1:45.264		34	33.543		38.336		33.434	182.7		1:45.313	
17	34.094		39.404		32.968	185.6		1:46.466		35	33.844		38.661		33.073	184.6		1:45.578	
18	33.359		38.357		In			1:52.266	P	36									

222 van Loon-van Loon									BMW E46 M3										
lap	Sect-1	Speed	Sect-2	Speed	Sect-3	Speed	TopSpeed	laptime	pit	lap	Sect-1	Speed	Sect-2	Speed	Sect-3	Speed	Topspeed	laptime	pit
1	37.283		41.063		32.371	186.5		1:50.717		19	Out		38.805		32.712	188.5		3:21.279	P
2	33.415		38.092		32.402	187.5		1:43.909		20	33.324		37.398		32.465	189.5		1:43.187	
3	33.306		37.993		33.073	188.5		1:44.372		21	32.878		37.288		31.976	189.5		1:42.142	
4	33.020		37.753		32.085	187.5		1:42.858		22	32.796		37.212		<u>31.527</u>	191.5		1:41.535	
5	33.064		37.620		32.192	188.5		1:42.876		23	<u>32.542</u>		37.074		31.613	191.5		<u>1:41.229</u>	
6	32.973		37.917		32.311	188.5		1:43.201		24	32.573		37.414		31.847	190.5		1:41.834	
7	32.882		37.540		32.038	187.5		1:42.460		25	32.798		37.025		31.788	190.5		1:41.611	
8	33.372		37.955		31.912	188.5		1:43.239		26	32.556		37.186		31.912	190.5		1:41.654	
9	33.233		37.834		31.982	188.5		1:43.049		27	32.757		37.616		32.035	191.5		1:42.408	
10	33.208		37.608		32.195	188.5		1:43.011		28	33.077		38.106		32.619	188.5		1:43.802	
11	33.087		37.797		32.181	186.5		1:43.065		29	34.232		37.749		31.808	191.5		1:43.789	
12	33.293		38.147		32.399	188.5		1:43.839		30	32.660		37.364		31.677	190.5		1:41.701	
13	33.269		38.195		32.223	188.5		1:43.687		31	33.126		37.290		31.832	191.5		1:42.248	
14	33.148		38.234		33.181	188.5		1:44.563		32	32.977		37.110		31.689	190.5		1:41.776	
15	33.275		38.318		33.910	188.5		1:45.503		33	32.717		37.028		31.985	191.5		1:41.730	
16	33.948		39.396		32.373	188.5		1:45.717		34	32.838		<u>36.967</u>		48.029	168.2		1:57.834	
17	33.801		42.116		32.646	187.5		1:48.563		35	37.765		45.873		In			2:11.130	P
18	34.557		38.779		In			1:51.919	P	36									

228 Verhagen-Colembie									BMW M3 E46 3.2										
lap	Sect-1	Speed	Sect-2	Speed	Sect-3	Speed	TopSpeed	laptime	pit	lap	Sect-1	Speed	Sect-2	Speed	Sect-3	Speed	Topspeed	laptime	pit
1	36.228		39.729		31.839	192.5		1:47.796		19	32.519		37.096		31.657	193.5		1:41.272	
2	32.372		37.370		31.614	192.5		1:41.356		20	33.176		37.184		32.117	193.5		1:42.477	
3	32.182		36.796		31.903	191.5		1:40.881		21	32.338		38.075		32.110	191.5		1:42.523	
4	32.523		37.091		31.379	192.5		1:40.993		22	33.275		38.109		32.013	191.5		1:43.397	
5	32.544		37.408		31.450	192.5		1:41.402		23	33.093		37.307		In			1:49.665	P
6	32.531		37.150		31.585	191.5		1:41.266		24	Out		40.050		33.747	192.5		3:22.677	P
7	32.434		36.779		<u>31.332</u>	191.5		1:40.545		25	34.466		39.467		33.002	190.5		1:46.935	
8	<u>32.067</u>		<u>36.650</u>		31.714	193.5		<u>1:40.431</u>		26	34.174		38.347		32.152	193.5		1:44.673	
9	32.230		36.741		31.653	192.5		1:40.624		27	33.667		39.122		32.051	193.5		1:44.840	
10	32.687		37.215		31.679	192.5		1:41.581		28	33.425		38.442		32.289	191.5		1:44.156	
11	32.419		36.860		31.460	193.5		1:40.739		29	33.264		37.811		31.975	191.5		1:43.050	
12	32.510		37.131		32.006	192.5		1:41.647		30	33.744		37.917		32.386	192.5		1:44.047	
13	32.261		37.175		31.912	193.5		1:41.348		31	33.248		37.478		In			1:52.905	P
14	32.606		36.987		31.433	193.5		1:41.026		32	Out		37.929		32.083	192.5		2:02.247	P
15	32.603		37.163		31.451	193.5		1:41.217		33	33.024		37.487		32.050	191.5		1:42.561	
16	32.561		36.957		31.605	192.5		1:41.123		34	33.123		37.373		31.627	193.5		1:42.123	
17	32.790		37.287		31.915	191.5		1:41.992		35	32.985		37.570		31.903	192.5		1:42.458	
18	32.477		37.363		31.584	192.5		1:41.424		36									

Superprix Zolder 2017

Supercar Challenge pb Hankook
Laps and Sector Times - Race 2

14 - 16 July 2017
Zolder - 4000 mtr.

245 van den Berg-vanden Berg								BMW											
lap	Sect-1	Speed	Sect-2	Speed	Sect-3	Speed	TopSpeed	laptime	pit	lap	Sect-1	Speed	Sect-2	Speed	Sect-3	Speed	Topspeed	laptime	pit
1	35.756		38.436		31.421	193.5		1:45.613		15	32.858		37.066		31.125	195.7		1:41.049	
2	33.192		37.852		31.565	194.6		1:42.609		16	32.914		36.975		31.454	195.7		1:41.343	
3	32.588		36.694		31.169	193.5		1:40.451		17	33.024		37.421		31.255	194.6		1:41.700	
4	32.640		36.747		31.080	193.5		1:40.467		18	33.196		37.289		31.530	194.6		1:42.015	
5	32.473		<u>36.438</u>		<u>30.987</u>	193.5		<u>1:39.898</u>		19	33.733		37.197		31.581	194.6		1:42.511	
6	<u>32.360</u>		36.616		31.254	193.5		1:40.230		20	33.037		36.996		31.404	193.5		1:41.437	
7	32.531		36.560		31.276	192.5		1:40.367		21	33.166		38.814		31.356	193.5		1:43.336	
8	32.517		36.974		31.337	192.5		1:40.828		22	33.013		37.340		In			1:48.821	P
9	32.725		36.758		31.199	194.6		1:40.682		23	Out		38.740		In			3:15.580	P
10	32.722		36.946		31.321	192.5		1:40.989		24	Out		38.252		32.489	194.6		2:04.665	P
11	32.764		36.788		31.496	194.6		1:41.048		25	34.024		38.008		32.049	193.5		1:44.081	P
12	32.850		36.931		31.409	194.6		1:41.190		26	33.683		37.817		32.125	193.5		1:43.625	P
13	33.294		36.882		31.134	193.5		1:41.310		27	34.040		45.426		In			2:23.977	P
14	33.014		37.028		31.404	193.5		1:41.446		28									

259 van de Maat-Schreurs								BMW E46 GTR											
lap	Sect-1	Speed	Sect-2	Speed	Sect-3	Speed	TopSpeed	laptime	pit	lap	Sect-1	Speed	Sect-2	Speed	Sect-3	Speed	Topspeed	laptime	pit
1	36.641		41.138		31.926	189.5		1:49.705		19	32.717		37.836		31.837	193.5		1:42.390	
2	32.868		37.395		31.666	190.5		1:41.929		20	32.766		37.251		In			1:51.305	P
3	32.528		<u>36.924</u>		31.575	192.5		1:41.027		21	Out		39.054		32.541	192.5		3:20.560	P
4	32.377		36.929		<u>31.521</u>	193.5		<u>1:40.827</u>		22	34.086		37.752		32.341	192.5		1:44.179	
5	32.358		37.417		31.714	191.5		1:41.489		23	34.139		37.799		32.794	190.5		1:44.732	
6	<u>32.336</u>		37.314		31.700	191.5		1:41.350		24	34.162		38.035		32.167	191.5		1:44.364	
7	32.455		37.051		31.610	191.5		1:41.116		25	33.705		37.952		33.242	191.5		1:44.899	
8	32.401		37.168		31.856	189.5		1:41.425		26	33.932		37.774		31.997	193.5		1:43.703	
9	32.744		37.415		31.630	192.5		1:41.789		27	34.182		39.095		32.985	193.5		1:46.262	
10	32.948		37.062		31.785	191.5		1:41.795		28	34.068		38.322		33.549	191.5		1:45.939	
11	32.623		37.242		31.797	191.5		1:41.662		29	33.945		38.042		32.468	188.5		1:44.455	
12	32.821		37.290		31.717	193.5		1:41.828		30	33.722		38.032		32.079	192.5		1:43.833	
13	32.651		38.523		31.775	192.5		1:42.949		31	33.738		37.642		32.064	191.5		1:43.444	
14	32.759		37.549		32.274	192.5		1:42.582		32	34.150		37.901		31.853	193.5		1:43.904	
15	33.119		37.284		31.838	191.5		1:42.241		33	33.656		37.755		31.879	192.5		1:43.290	
16	33.280		37.304		31.997	190.5		1:42.581		34	33.920		37.750		32.096	193.5		1:43.766	
17	32.799		37.479		31.771	193.5		1:42.049		35	33.941		37.803		31.944	190.5		1:43.688	
18	32.821		37.824		31.879	192.5		1:42.524		36									

299 Rick Renmans								BMW GTR											
lap	Sect-1	Speed	Sect-2	Speed	Sect-3	Speed	TopSpeed	laptime	pit	lap	Sect-1	Speed	Sect-2	Speed	Sect-3	Speed	Topspeed	laptime	pit
1	37.907		41.877		33.003	190.5		1:52.787		3	34.060		<u>38.603</u>		<u>32.316</u>	189.5		1:44.979	
2	33.914		38.742		32.773	188.5		1:45.429		4	<u>33.670</u>		38.696		32.405	190.5		<u>1:44.771</u>	

327 Vannerum-Vannerum								BMW 235i Racing Cup											
lap	Sect-1	Speed	Sect-2	Speed	Sect-3	Speed	TopSpeed	laptime	pit	lap	Sect-1	Speed	Sect-2	Speed	Sect-3	Speed	Topspeed	laptime	pit
1	38.366		42.369		33.714	178.2		1:54.449		18	Out		39.164		33.802	180.9		3:04.681	P
2	34.661		40.059		33.346	180.0		1:48.066		19	34.456		39.876		33.792	180.9		1:48.124	
3	34.205		38.869		33.385	180.9		1:46.459		20	34.843		48.237		34.451	179.1		1:57.531	
4	34.684		39.091		33.237	180.0		1:47.012		21	35.237		39.339		33.593	180.9		1:48.169	
5	34.309		38.966		33.369	178.2		1:46.644		22	35.070		39.807		33.517	179.1		1:48.394	
6	34.187		39.282		33.332	180.9		1:46.801		23	34.276		39.548		33.812	180.0		1:47.636	
7	34.308		<u>38.670</u>		33.354	180.9		1:46.332		24	34.209		38.869		33.645	180.9		1:46.723	
8	34.386		39.530		33.830	180.0		1:47.746		25	<u>34.179</u>		38.761		33.186	179.1		<u>1:46.126</u>	
9	34.498		39.892		33.330	180.0		1:47.720		26	34.441		39.910		34.175	180.0		1:48.526	
10	34.842		39.254		33.553	180.0		1:47.649		27	49.750		39.818		In			2:11.291	P
11	35.196		40.090		33.588	178.2		1:48.874		28	Out		39.858		34.191	179.1		2:07.349	P
12	34.699		39.233		33.628	179.1		1:47.560		29	34.871		39.995		34.609	180.9		1:49.475	
13	34.760		39.480		33.699	176.5		1:47.939		30	34.343		38.997		33.163	180.9		1:46.503	
14	34.454		38.804		33.297	180.9		1:46.555		31	34.830		39.251		<u>33.049</u>	181.8		1:47.130	
15	34.437		39.575		33.430	180.0		1:47.442		32	34.567		39.261		33.305	180.0		1:47.133	
16	34.894		39.727		33.653	180.0		1:48.274		33	34.898		40.434		33.360	162.9		1:48.692	
17	34.566		38.930		In			1:53.241	P	34									

Superprix Zolder 2017

Supercar Challenge pb Hankook
Laps and Sector Times - Race 2

14 - 16 July 2017
Zolder - 4000 mtr.

344 Olivier Naaktgeboren									BMW E46 3.2											
lap	Sect-1	Speed	Sect-2	Speed	Sect-3	Speed	TopSpeed	laptime	pit	lap	Sect-1	Speed	Sect-2	Speed	Sect-3	Speed	Topspeed	laptime	pit	
1	37.997		42.123		33.674	178.2		1:53.794		18	34.811		39.136		33.921	177.3		1:47.868		
2	34.572		39.145		33.286	179.1		1:47.003		19	34.656		39.818		In				1:55.876	P
3	34.263		39.044		33.248	178.2		1:46.555		20			39.770		34.088	177.3		3:12.704	P	
4	34.135		39.020		33.360	179.1		1:46.515		21	34.351		39.240		33.686	178.2		1:47.277		
5	33.912		38.941		33.247	179.1		1:46.100		22	34.338		39.060		33.402	178.2		1:46.800		
6	34.042		39.886		33.910	180.0		1:47.838		23	34.083		38.885		33.374	179.1		1:46.342		
7	<u>33.836</u>		38.777		33.302	179.1		1:45.915		24	35.359		39.480		33.118	179.1		1:47.957		
8	34.065		38.840		33.185	179.1		1:46.090		25	33.910		38.763		33.323	177.3		1:45.996		
9	33.933		38.785		<u>32.936</u>	179.1		<u>1:45.654</u>		26	34.733		40.053		34.092	178.2		1:48.878		
10	34.092		38.723		33.101	178.2		1:45.916		27	34.337		38.828		34.804	176.5		1:47.969		
11	34.062		39.004		33.217	179.1		1:46.283		28	34.455		38.975		33.165	180.0		1:46.595		
12	33.955		40.315		33.431	178.2		1:47.701		29	36.314		41.808		34.184	177.3		1:52.306		
13	34.004		39.301		33.138	179.1		1:46.443		30	34.506		38.715		33.269	177.3		1:46.490		
14	34.378		41.007		33.225	179.1		1:48.610		31	34.598		38.928		33.445	179.1		1:46.971		
15	34.306		39.132		33.373	179.1		1:46.811		32	34.225		38.836		33.428	179.1		1:46.489		
16	34.476		39.319		33.204	177.3		1:46.999		33	34.395		39.024		33.958	177.3		1:47.377		
17	34.290		38.915		33.335	178.2		1:46.540		34	34.649		<u>38.619</u>		33.226	177.3		1:46.494		

401 Drost-Bedorf									Renault Clio RS 2.0 16V										
lap	Sect-1	Speed	Sect-2	Speed	Sect-3	Speed	TopSpeed	laptime	pit	lap	Sect-1	Speed	Sect-2	Speed	Sect-3	Speed	Topspeed	laptime	pit
1	40.051		43.693		36.472	163.6		2:00.216		17	Out		41.532		35.514	165.9		3:17.514	P
2	37.074		42.473		35.703	164.4		1:55.250		18	36.108		41.828		35.519	167.4		1:53.455	
3	36.336		41.791		35.700	164.4		1:53.827		19	36.021		41.206		35.257	165.1		1:52.484	
4	37.159		42.394		35.095	165.1		1:54.648		20	36.665		43.303		35.245	165.9		1:55.213	
5	36.075		41.635		35.079	164.4		1:52.789		21	36.524		41.060		35.952	164.4		1:53.536	
6	35.927		41.609		35.233	166.7		1:52.769		22	35.805		42.498		35.341	165.1		1:53.644	
7	36.121		41.361		35.268	165.1		1:52.750		23	37.428		40.984		35.470	164.4		1:53.882	
8	36.003		42.710		35.186	165.1		1:53.899		24	36.113		41.088		35.335	164.4		1:52.536	
9	36.576		41.160		34.894	164.4		1:52.630		25	35.989		40.862		35.018	164.4		1:51.869	
10	35.707		41.372		35.323	164.4		1:52.402		26	36.006		40.838		35.368	165.1		1:52.212	
11	36.177		41.923		35.099	165.9		1:53.199		27	36.503		41.329		34.947	165.9		1:52.779	
12	36.341		41.369		34.993	164.4		1:52.703		28	35.931		41.149		35.908	165.9		1:52.988	
13	<u>35.498</u>		41.137		35.001	165.9		<u>1:51.636</u>		29	35.747		40.787		35.363	164.4		1:51.897	
14	35.631		41.226		<u>34.853</u>	165.9		1:51.710		30	35.787		<u>40.699</u>		35.548	164.4		1:52.034	
15	35.558		42.112		34.914	165.1		1:52.584		31	36.374		41.120		35.406	165.1		1:52.900	
16	35.740		41.297		In			1:58.117	P	32	36.380		41.922		35.151	165.1		1:53.453	

402 Voet-van den Broeck									Peugeot RCZ Cup											
lap	Sect-1	Speed	Sect-2	Speed	Sect-3	Speed	TopSpeed	laptime	pit	lap	Sect-1	Speed	Sect-2	Speed	Sect-3	Speed	Topspeed	laptime	pit	
1	38.744		42.407		34.691	169.8		1:55.842		18	Out		41.092		35.064	166.7		3:46.711	P	
2	36.295		40.740		34.434	172.2		1:51.469		19	36.125		40.815		34.817	167.4		1:51.757		
3	35.786		40.383		34.913	169.8		1:51.082		20	36.213		40.304		34.522	168.2		1:51.039		
4	35.394		40.291		34.232	170.6		1:49.917		21	36.742		40.794		34.864	169.0		1:52.400		
5	34.923		40.195		<u>34.127</u>	169.8		1:49.245		22	35.877		41.104		35.018	166.7		1:51.999		
6	<u>34.734</u>		40.201		34.216	170.6		<u>1:49.151</u>		23	36.887		40.707		35.546	169.0		1:53.140		
7	34.862		41.463		34.605	170.6		1:50.930		24	36.093		40.519		35.174	166.7		1:51.786		
8	35.043		40.897		34.683	169.8		1:50.623		25	35.972		40.783		35.848	166.7		1:52.603		
9	35.273		40.238		34.511	169.8		1:50.022		26	35.951		40.605		34.784	166.7		1:51.340		
10	35.089		40.617		34.342	170.6		1:50.048		27	35.692		39.964		34.697	169.0		1:50.353		
11	35.376		41.088		34.803	169.0		1:51.267		28	35.631		40.144		34.815	167.4		1:50.590		
12	35.167		41.738		34.666	170.6		1:51.571		29	35.596		40.069		34.908	168.2		1:50.573		
13	35.200		40.519		34.588	170.6		1:50.307		30	35.371		<u>39.862</u>		34.533	169.0		1:49.766		
14	35.128		40.485		34.970	171.4		1:50.583		31	35.761		41.878		35.264	165.9		1:52.903		
15	35.066		40.171		34.484	169.8		1:49.721		32	36.710		40.414		35.147	164.4		1:52.271		
16	35.563		42.952		35.370	170.6		1:53.885		33	37.696		42.441		36.697	165.9		1:56.834		
17	35.355		40.646		In			1:58.796	P	34										

403 Rob Nieman									Renault Clio RS 2.0 16V										
lap	Sect-1	Speed	Sect-2	Speed	Sect-3	Speed	TopSpeed	laptime	pit	lap	Sect-1	Speed	Sect-2	Speed	Sect-3	Speed	Topspeed	laptime	pit
1	39.237		42.288		34.153	176.5		1:55.678		18	<u>35.031</u>		40.181		34.356	175.6		1:49.568	
2	35.689		40.649		33.841	173.9		1:50.179		19	35.179		40.588		34.136	173.9		1:49.903	
3	35.693		40.380		33.768	173.9		1:49.841		20	35.347		41.793		34.174	174.8		1:51.314	
4	35.595		39.687		33.835	176.5		1:49.117		21	35.258		40.703		In			1:55.757	P

Superprix Zolder 2017

Supercar Challenge pb Hankook Laps and Sector Times - Race 2

14 - 16 July 2017
Zolder - 4000 mtr.

5	35.348	40.362	33.819	175.6	1:49.529	22	Out	40.711	34.316	170.6	3:40.950	P
6	35.407	40.554	33.887	176.5	1:49.848	23	35.687	40.570	34.247	173.9	1:50.504	
7	35.292	39.831	33.771	176.5	1:48.894	24	36.069	40.731	34.189	173.9	1:50.989	
8	35.126	<u>39.685</u>	<u>33.633</u>	175.6	<u>1:48.444</u>	25	35.541	41.823	34.434	172.2	1:51.798	
9	36.112	40.347	33.865	176.5	1:50.324	26	36.331	41.618	34.463	172.2	1:52.412	
10	35.202	40.055	33.798	175.6	1:49.055	27	36.013	42.095	34.598	173.1	1:52.706	
11	35.233	39.763	33.743	175.6	1:48.739	28	36.079	43.106	35.200	174.8	1:54.385	
12	35.352	40.498	34.271	176.5	1:50.121	29	36.077	41.251	34.377	173.1	1:51.705	
13	35.168	40.011	34.154	174.8	1:49.333	30	36.158	41.196	34.555	171.4	1:51.909	
14	35.282	40.154	33.699	174.8	1:49.135	31	35.780	41.166	34.183	172.2	1:51.129	
15	35.112	39.846	33.708	175.6	1:48.666	32	36.075	41.103	34.749	171.4	1:51.927	
16	35.200	41.415	33.947	175.6	1:50.562	33	36.214	41.892	36.213	162.2	1:54.319	
17	35.357	40.333	34.567	173.1	1:50.257	34						

405 Wisselink-Tappel									BMW Zilhouette 2.0											
lap	Sect-1	Speed	Sect-2	Speed	Sect-3	Speed	TopSpeed	laptime	pit	lap	Sect-1	Speed	Sect-2	Speed	Sect-3	Speed	Topspeed	laptime	pit	
1	38.878		44.045		35.943	154.5		1:58.866		17	37.022		42.982		In			2:04.574	P	
2	36.937		42.455		36.021	154.5		1:55.413		18	Out		43.647		36.623	155.2		3:37.502	P	
3	36.882		42.050		36.012	151.9		1:54.944		19	37.675		42.513		36.685	153.8		1:56.873		
4	37.039		43.359		35.782	155.8		1:56.180		20	37.399		42.018		35.857	156.5		1:55.274		
5	<u>36.288</u>		42.052		35.745	157.2		<u>1:54.085</u>		21	37.479		42.247		35.733	157.9		1:55.459		
6	36.513		42.793		35.974	155.2		1:55.280		22	37.021		44.350		<u>35.668</u>	156.5		1:57.039		
7	36.703		42.446		36.053	157.9		1:55.202		23	37.115		41.971		35.895	157.2		1:54.981		
8	36.756		43.311		36.081	155.8		1:56.148		24	37.182		42.241		36.697	156.5		1:56.120		
9	36.643		42.476		36.733	156.5		1:55.852		25	37.062		42.102		35.696	156.5		1:54.860		
10	37.115		42.322		36.326	155.8		1:55.763		26	37.571		41.943		35.770	156.5		1:55.284		
11	37.234		42.420		36.309	156.5		1:55.963		27	36.507		<u>41.557</u>		36.103	156.5		1:54.167		
12	37.005		42.760		36.408	154.5		1:56.173		28	36.783		42.207		36.691	156.5		1:55.681		
13	37.225		42.191		35.923	156.5		1:55.339		29	36.768		41.791		35.921	156.5		1:54.480		
14	36.673		42.650		35.837	156.5		1:55.160		30	36.587		42.704		35.677	156.5		1:54.968		
15	37.062		42.146		36.654	151.3		1:55.862		31	36.682		44.247		35.865	154.5		1:56.794		
16	36.887		42.504		36.231	155.2		1:55.622		32										

416 van der Voort-van der Sloot									Alfa 147										
lap	Sect-1	Speed	Sect-2	Speed	Sect-3	Speed	TopSpeed	laptime	pit	lap	Sect-1	Speed	Sect-2	Speed	Sect-3	Speed	Topspeed	laptime	pit
1	39.722		42.242		34.331	173.9		1:56.295		17	35.376		40.304		34.817	171.4		1:50.497	
2	35.735		40.752		34.325	174.8		1:50.812		18	35.120		42.093		33.808	172.2		1:51.021	
3	35.975		40.234		34.261	171.4		1:50.470		19	35.052		41.066		33.793	173.1		1:49.911	
4	35.240		40.090		33.893	172.2		1:49.223		20	35.017		40.272		34.274	172.2		1:49.563	
5	35.094		40.029		33.826	172.2		1:48.949		21	35.369		40.950		In			1:56.671	P
6	35.270		40.255		33.904	173.9		1:49.429		22	Out		42.135		35.043	169.0		3:44.573	P
7	35.305		39.890		34.171	171.4		1:49.366		23	37.608		43.005		35.296	168.2		1:55.909	
8	35.104		39.750		33.783	172.2		1:48.637		24	36.747		42.770		35.535	168.2		1:55.052	
9	35.861		40.563		33.827	173.1		1:50.251		25	36.758		42.055		34.896	169.0		1:53.709	
10	35.048		39.742		33.734	173.1		1:48.524		26	36.949		44.517		35.252	169.0		1:56.718	
11	35.105		<u>39.690</u>		<u>33.627</u>	173.9		<u>1:48.422</u>		27	36.971		41.817		34.902	169.8		1:53.690	
12	35.379		39.987		34.405	172.2		1:49.771		28	36.890		41.597		34.949	169.0		1:53.436	
13	35.181		39.939		35.050	173.1		1:50.170		29	36.775		42.045		34.946	169.0		1:53.766	
14	34.956		39.828		33.735	173.9		1:48.519		30	36.970		41.405		35.659	166.7		1:54.034	
15	35.122		39.779		33.974	171.4		1:48.875		31	37.101		42.112		35.276	169.0		1:54.489	
16	<u>34.748</u>		41.355		34.023	172.2		1:50.126		32	37.670		42.400		36.969	110.8		1:57.039	

Superprix Zolder 2017

Revision 1



14 - 16 July 2017
Zolder - 4000 mtr.

Starting grid - Supercar Challenge pb Hankook - Race 2

Start Time : 13:05 - Heat Duration : 1 Hour And 1 lap

Pos	Nbr	Name	time		Pos	Nbr	Name	time
26	405	Wisselink-Tappel	1: 51.754	Row 13	25	401	Drost-Bedorf	1: 51.416
24	416	van der Voort-van der Sloot	1: 49.252	Row 12	23	403	Rob Nieman	1: 48.596
22	402	Voet-van den Broeck	1: 47.683	Row 11	21	327	Vannerum-Vannerum	1: 45.337
20	344	Olivier Naaktgeboren	1: 44.799	Row 10	19	299	Rick Renmans	1: 42.435
18	208	Ted van Vliet	1: 42.102	Row 9	17	217	Huisman-van de Grift	1: 41.790
16	222	van Loon-van Loon	1: 40.720	Row 8	15	210	Kosta Kanaroglou	1: 40.586
14	228	Verhagen-Colembie	1: 40.404	Row 7	13	201	de Borst-de Kleijn	1: 40.082
12	245	van den Berg-van den Berg	1: 39.266	Row 6	11	259	van de Maat -Schreurs	1: 39.074
10	204	van den Munckhof -Zumbrink	1: 38.870	Row 5	9	112	Ooms-van Engelen	1: 38.594
8	114	Bob Herber	1: 37.543	Row 4	7	126	Jos Jansen	1: 37.146
6	152	John de Wilde	1: 37.055	Row 3	5	104	Marcel van Berlo	1: 36.956
4	113	Edward Grouwels	1: 36.609	Row 2	3	123	Bogaerts-van der Aa	1: 34.682
2	107	Roger Grouwels	1: 34.677	Row 1	1	111	Sluys-Schouten	1: 33.487

----- STARTLINE ----- Pole Left -----

Results: raceresults.nu		Timekeeping by : RSTime by Timeservice.nl		Publication-time	
Race Director		Steward		Time Printed 16-07-2017 - 09:30	
Bobbe Veldkamp				 Timekeeper Floortje Snoek	
Page 1 of 1					

Superprix Zolder 2017

Heat name : Supercar Challenge pb Hankook - Race 2
 Heat Date : 16 July 2017
 Weather :
 CIRCUITNAME : Zolder - 4000 mtr.

Participants Started	: 26	Participants Classified	: 22
Participants Finished	: 21	Participants Not Classified	: 6
Participants Not Finished	: 5		

Green flag at	: 13:09:41	Heat recording start time	: 12:59:13
Finish flag waved at	: 14:11:14	Heat recording end time	: 14:13:32
Total time under Green	: 1:01:33	Total of All Laps in Heat	: 835
Number of cautions	: 0	Total time under Yellow	: 00:00:00
Number of code-60's	: 0	Total time under Code-60	: 00:00:00

Summary of winners per class

Nbr	Name / Team name	Car	Cls	Fastest Laptime	In	Avg. Speed	Laps	Race Time
111	Sluys-Schouten	BMW M4 Silhouette	GT	1:34.316	3	144.27	37	1:01:33.074
204	van den Munckhof-Zumbrink	BMW Z4 Coupe GTR	SS1	1:39.654	23	137.19	36	1:02:58.477
344	Olivier Naaktgeboren	BMW E46 3.2	SS2	1:45.654	9	130.68	34	1:02:26.401
403	Rob Nieman	Renault Clio RS 2.0 16V	S	1:48.444	8	125.88	33	1:02:55.002

Leader history during the Heat

#	Nbr	Lap	to Lap	Name	Car
1	111	1	17	Sluys-Schouten	BMW M4 Silhouette
2	245	18	20	van den Berg-van den Berg	BMW
3	111	21	37	Sluys-Schouten	BMW M4 Silhouette

Best Lap time history during the Heat

#	Nbr	lap time	in lap	Name	Car	time of day
1	111	1:37.979	1	Sluys-Schouten	BMW M4 Silhouette	13:11:22
2	111	1:35.174	2	Sluys-Schouten	BMW M4 Silhouette	13:12:57
3	111	1:34.316	3	Sluys-Schouten	BMW M4 Silhouette	13:14:31

Summary of best laptimes per class

Nbr	Name / Team name	Car	Cls	Fastest Laptime	In	Speed
111	Sluys-Schouten	BMW M4 Silhouette	GT	1:34.316	3	152.68
204	van den Munckhof-Zumbrink	BMW Z4 Coupe GTR	SS1	1:39.654	23	144.50
344	Olivier Naaktgeboren	BMW E46 3.2	SS2	1:45.654	9	136.29
416	van der Voort-van der Sloot	Alfa 147	S	1:48.422	11	132.81

Summary of number of laps in the lead

#	Nbr	Name	Car	# Laps in the lead
1	111	Sluys-Schouten	BMW M4 Silhouette	34
2	245	van den Berg-van den Berg	BMW	3