

Superprix Zolder 2017

GT & Prototype Challenge Result of Private Testing

14 - 16 July 2017
Zolder - 4000 mtr.

Pos	Nbr	Name / Entrant	Car	Cls	Pl C	Fastest	In	Gap	Diff	Laps	Km/h
1	301	de Cock-Joosen-de Jonghe Deldiche Racing	Norma 20FC Norma 20FC	CN	1	1:32.630	13			14	155.46
2	202	Lequeux-Ueberecken Prime Racing	Ginetta G57 Ginetta G57	LMP3	1	1:32.774	19	0.144	0.144	21	155.22
3	222	David Hauser Racing Experience	Ligier LMP3 Ligier LMP3	LMP3	2	1:33.105	6	0.475	0.331	11	154.66
4	203	Smiechowski-Dreyspring Inter Europol Competition	Ligier LMP3 Ligier LMP3	LMP3	3	1:33.880	6	1.250	0.775	20	153.39
5	396	Gray-Hewitt VR Motorsport	Praga R1T Praga R1T	CN	2	1:34.576	7	1.946	0.696	10	152.26
6	11	Longin-Belien-Corten PK Carsport	Wolf D8 09 Wolf D8 09	CN	3	1:35.192	7	2.562	0.616	14	151.27
7	228	Oliver Freymuth Oliver Freymuth	Renault RS01 Trophy Renault RSC	LMP3	4	1:36.447	17	3.817	1.255	19	149.30
8	44	Batrein-Pampel-Yves Rosoux Belgium Driver Academy	Wolf GB08 Wolf GB08	CN	4	1:37.954	9	5.324	1.507	13	147.01
9	403	Wim Jeuris Wim Jeuris	Radical SR3L Radical SR3L	SR3	1	1:38.616	14	5.986	0.662	17	146.02
10	401	Blueberry Racing Blueberry Racing	Praga R1 Praga R1	SR3	2	1:39.863	10	7.233	1.247	11	144.20
11	182	Berad-Charles-Aimé TransAm Euroracing	HOWE Racing TA2 HOWE Racing	SGT	1	1:44.752	5	12.122	4.889	15	137.47
12	402	Dick van Elk Blueberry Racing	Praga R1 Praga R1	SR3	3						


Fastest time : 1:32.630 in lap 13 by nbr. 301 : de Cock-Joosen-de Jonghe(Tim Joosen) (Norma 20FC)

Publication-time

Results: raceresults.nu

Timekeeping by : RSTime by Timeservice.nl

Time Printed : 14-07-2017 - 10:32

Race Director	Steward	Timekeeper	
Bobbe Veldkamp		Floortje Snoek	
Page 1 of 1			

Superprix Zolder 2017

GT & Prototype Challenge
Result of Private Testing

14 - 16 July 2017
Zolder - 4000 mtr.

Super GT division minimum 2.8 kg per HP including driver

Pos	Nbr	Name / Entrant	Car	Fastest	In	Gap	Diff	Laps	Km/h
1	182	Berad-Charles-Aimé TransAm Euroracing	HOWE Racing TA2 HOWE Racing TA2	1:44.752	5			15	137.47

modern CN type cars manufactured after 2014 and cars

Pos	Nbr	Name / Entrant	Car	Fastest	In	Gap	Diff	Laps	Km/h
1	301	de Cock-Joosen-de Jonghe Deldiche Racing	Norma 20FC Norma 20FC	1:32.630	13			14	155.46
2	396	Gray-Hewitt VR Motorsport	Praga R1T Praga R1T	1:34.576	7	1.946	1.946	10	152.26
3	11	Longin-Belien-Corten PK Carsport	Wolf D8 09 Wolf D8 09	1:35.192	7	2.562	0.616	14	151.27
4	44	Batrein-Pampel-Yves Rosoux Belgium Driver Academy	Wolf GB08 Wolf GB08	1:37.954	9	5.324	2.762	13	147.01

Class = LMP3

Pos	Nbr	Name / Entrant	Car	Fastest	In	Gap	Diff	Laps	Km/h
1	202	Lequeux-Ueberecken Prime Racing	Ginetta G57 Ginetta G57	1:32.774	19			21	155.22
2	222	David Hauser Racing Experience	Ligier LMP3 Ligier LMP3	1:33.105	6	0.331	0.331	11	154.66
3	203	Smiechowski-Dreyspring Inter Europol Competition	Ligier LMP3 Ligier LMP3	1:33.880	6	1.106	0.775	20	153.39
4	228	Oliver Freymuth Oliver Freymuth	Renault RS01 Trophy Renault RS01 Tropt	1:36.447	17	3.673	2.567	19	149.30

RadicalSR and cars with equal specifications or

Pos	Nbr	Name / Entrant	Car	Fastest	In	Gap	Diff	Laps	Km/h
1	403	Wim Jeuris Wim Jeuris	Radical SR3L Radical SR3L	1:38.616	14			17	146.02
2	401	Blueberry Racing Blueberry Racing	Praga R1 Praga R1	1:39.863	10	1.247	1.247	11	144.20
3	402	Dick van Elk Blueberry Racing	Praga R1 Praga R1						


Fastest time : 1:32.630 in lap 13 by nbr. 301 : de Cock-Joosen-de Jonghe(Tim Joosen) (Norma 20FC)

Publication-time

Results: raceresults.nu

Timekeeping by : RSTime by Timeservice.nl

Time Printed : 14-07-2017 - 10:32

Race Director	Steward	Timekeeper	
Bobbe V eldkamp		Floortje Snoek	
Page 1 of 1			

Superprix Zolder 2017

GT & Prototype Challenge
Laptimes - Private Testing

14 - 16 July 2017
Zolder - 4000 mtr.

Nbr	Name / Team name	1	2	3	4	5	6	7	8	9	10	11	12	13	14	15	16	17	18	19	20	21	22	23	24	
11	Longin-Belien-Corten	1:53.090	1:58.801	3:53.556	1:53.326	2:12.474	6:33.077	1:35.192	2:31.361	3:16.591	2:00.920	4:19.463	1:48.135	4:11.600	1:54.087											
44	Batrein-Pampel-Yves Rosoux	2:35.251	9:24.053	1:58.551	1:59.934	7:38.451	1:44.927	1:39.511	1:41.528	1:37.954	1:42.238	1:38.943	1:38.001	1:40.860												
182	Berad-Charles-Aimé	2:24.374	2:12.234	5:10.833	1:46.069	1:44.752	1:44.870	1:58.806	6:57.396	2:53.598	1:52.366	1:48.828	1:46.822	1:46.306	1:45.134	1:49.329										
202	Lequeux-Ueberecken	2:08.253	1:44.678	1:37.217	1:34.858	1:36.327	1:48.942	3:06.690	1:36.436	1:34.425	1:33.094	1:54.433	5:36.387	1:35.737	1:34.261	1:36.676	1:34.835	1:33.672	1:33.130	1:32.774	1:38.836	1:33.544				
203	Smiechowski-Dreyspring	1:57.629	1:39.697	1:36.978	1:35.476	1:34.445	1:33.880	1:44.478	4:04.061	1:43.368	1:40.457	1:41.247	1:39.267	1:37.791	1:36.346	1:34.757	1:42.432	1:35.281	1:37.047	1:35.051	1:49.638					
222	David Hauser	1:52.840	1:37.287	1:37.842	1:42.414	1:34.435	1:33.105	1:33.272	1:47.277	4:30.051	1:34.849	1:43.893														
228	Oliver Freymuth	2:31.316	3:14.446	1:47.479	1:52.269	1:45.158	1:46.164	1:41.977	1:41.231	1:55.902	3:53.725	1:43.173	1:39.864	1:38.743	1:39.092	1:38.867	1:38.024	1:36.447	1:36.550	2:08.273						
301	de Cock-Joosen-de Jonghe	2:01.263	1:37.747	1:32.964	1:49.424	3:08.545	1:35.780	1:33.363	1:43.632	8:00.566	1:41.548	8:43.220	1:43.409	1:32.630	1:40.628											
396	Gray-Hewitt	2:13.499	4:33.421	1:37.463	1:35.591	1:34.929	1:35.482	1:34.576	5:46.178	5:03.563	6:00.641															
401	Blueberry Racing	2:05.110	1:47.104	1:44.034	1:46.329	1:40.822	1:40.854	1:42.323	1:56.621	3:45.696	1:39.863	1:39.893														
402	Dick van Elk																									
403	Wim Jeuris	2:10.419	1:44.172	1:40.951	1:50.494	3:15.891	1:38.777	1:38.973	1:40.178	1:49.426	5:14.789	1:38.618	1:44.171	1:38.998	1:38.616	1:39.164	1:40.723	1:50.704								

Superprix Zolder 2017

GT & Prototype Challenge
Sector analyse - Private Testing

14 - 16 July 2017
Zolder - 4000 mtr.

Pos	Nbr	Name / Team name	Sector 1			Sector 2			Sector 3			Theoretical best	Actual best	In
			time	Lap	pos	time	Lap	pos	time	Lap	pos			
1	301	de Cock-Joosen-de Jonghe	28.950	12	1	34.143	3	2	29.240	11	2	1:32.333	1:32.630	13
2	202	Lequeux-Ueberecken	29.427	19	3	33.816	10	1	28.967	19	1	1:32.210	1:32.774	19
3	222	David Hauser	29.309	6	2	34.503	7	3	29.262	6	3	1:33.074	1:33.105	6
4	203	Smiechowski-Dreyspring	29.796	6	5	34.609	6	4	29.475	6	5	1:33.880	1:33.880	6
5	396	Gray-Hewitt	29.655	5	4	35.114	7	6	29.364	7	4	1:34.133	1:34.576	7
6	11	Longin-Belien-Corten	30.132	12	6	34.792	7	5	29.938	13	7	1:34.862	1:35.192	7
7	228	Oliver Freymuth	31.207	18	8	35.401	17	7	29.587	17	6	1:36.195	1:36.447	17
8	44	Batrein-Pampel-Yves Rosoux	30.506	12	7	36.036	9	9	31.301	12	10	1:37.843	1:37.954	9
9	403	Wim Jeuris	31.405	15	9	36.021	14	8	30.684	6	8	1:38.110	1:38.616	14
10	401	Blueberry Racing	31.531	10	10	37.018	10	10	31.079	6	9	1:39.628	1:39.863	10
11	182	Berad-Charles-Aimé	33.232	7	11	37.856	7	11	31.453	6	11	1:42.541	1:44.752	5
12	402	Dick van Elk												

Superprix Zolder 2017

GT & Prototype Challenge
Laps and Sector Times - Private Testing

14 - 16 July 2017
Zolder - 4000 mtr.

11 Longin-Belien-Corten							Wolf D8 09 Wolf D8 09												
lap	Sect-1	Speed	Sect-2	Speed	Sect-3	Speed	TopSpeed	laptime	pit	lap	Sect-1	Speed	Sect-2	Speed	Sect-3	Speed	Topspeed	laptime	pit
1	Out		40.214		32.153	193.5		1:53.090		8	35.000		39.273		In			2:31.361	P
2	30.861		35.979		In			1:58.801	P	9	Out		36.546		30.481	195.7		3:16.591	P
3	Out		36.596		31.504	130.9		3:53.556	P	10	34.011		42.026		In			2:00.920	P
4	35.791		35.628		In			1:53.326	P	11	Out		35.804		30.455	190.5		4:19.463	P
5	Out		35.751		In			2:12.474	P	12	<u>30.132</u>		34.951		In			1:48.135	P
6	Out		35.837		30.888	192.5		6:33.077	P	13	Out		35.903		<u>29.938</u>	195.7		4:11.600	P
7	30.248		<u>34.792</u>		30.152	182.7		<u>1:35.192</u>		14	31.845		41.228		In			1:54.087	P

44 Batrein-Pampel-Yves Rosoux							Wolf GB08 Wolf GB08												
lap	Sect-1	Speed	Sect-2	Speed	Sect-3	Speed	TopSpeed	laptime	pit	lap	Sect-1	Speed	Sect-2	Speed	Sect-3	Speed	Topspeed	laptime	pit
1	Out		50.063		In			2:24.374		8	31.518		37.389		32.621	189.5		1:41.528	
2	Out		41.891		36.062	180.0		9:24.053	P	9	30.546		<u>36.036</u>		31.372	188.5		<u>1:37.954</u>	
3	38.155		43.975		36.421	187.5		1:58.551		10	31.802		38.073		32.363	183.7		1:42.238	
4	33.101		40.611		In			1:59.934	P	11	30.534		36.884		31.525	188.5		1:38.943	
5	Out		41.693		33.002	183.7		7:38.451	P	12	<u>30.506</u>		36.194		<u>31.301</u>	190.5		1:38.001	
6	32.722		38.932		33.273	189.5		1:44.927		13	<u>31.584</u>		37.137		32.139	186.5		1:40.860	
7	30.782		36.581		32.148	189.5		1:39.511		14									

182 Berad-Charles-Aimé							HOWE Racing TA2 HOWE Racing TA2												
lap	Sect-1	Speed	Sect-2	Speed	Sect-3	Speed	TopSpeed	laptime	pit	lap	Sect-1	Speed	Sect-2	Speed	Sect-3	Speed	Topspeed	laptime	pit
1	Out		54.624		38.019	185.6		2:24.374		9	Out		43.276		33.452	202.2		2:53.598	P
2	36.919		44.022		In			2:12.234	P	10	35.161		42.284		34.921	211.8		1:52.366	
3	Out		41.502		33.091	205.7		5:10.833	P	11	34.079		41.760		32.989	200.0		1:48.828	
4	34.362		39.851		31.856	208.1		1:46.069		12	34.528		39.219		33.075	208.1		1:46.822	
5	33.730		38.200		32.822	201.1		<u>1:44.752</u>		13	33.830		38.871		33.605	185.6		1:46.306	
6	34.925		38.492		<u>31.453</u>	206.9		1:44.870		14	33.863		38.768		32.503	210.5		1:45.134	
7	<u>33.232</u>		<u>37.856</u>		In			1:58.806	P	15	35.362		41.479		32.488	209.3		1:49.329	
8	Out		53.970		In			6:57.396	P	16									

202 Lequeux-Ueberecken							Ginetta G57 Ginetta G57												
lap	Sect-1	Speed	Sect-2	Speed	Sect-3	Speed	TopSpeed	laptime	pit	lap	Sect-1	Speed	Sect-2	Speed	Sect-3	Speed	Topspeed	laptime	pit
1	Out		42.121		33.737	213.0		2:08.253		12	Out		39.949		30.662	218.2		5:36.387	P
2	33.883		37.766		33.029	216.9		1:44.678		13	30.399		35.678		29.660	219.5		1:35.737	
3	31.967		35.357		29.893	218.2		1:37.217		14	29.938		34.948		29.375	220.9		1:34.261	
4	30.379		34.977		29.502	218.2		1:34.858		15	29.750		35.402		31.524	220.9		1:36.676	
5	31.256		35.354		29.717	219.5		1:36.327		16	31.137		34.522		29.176	220.9		1:34.835	
6	31.038		36.805		In			1:48.942	P	17	29.640		34.665		29.367	220.9		1:33.672	
7	Out		38.666		30.171	219.5		3:06.690	P	18	29.711		34.335		29.084	220.9		1:33.130	
8	31.031		34.858		30.547	216.9		1:36.436		19	<u>29.427</u>		34.380		<u>28.967</u>	219.5		<u>1:32.774</u>	
9	30.070		35.117		29.238	220.9		1:34.425		20	32.011		37.296		29.529	220.9		1:38.836	
10	29.499		<u>33.816</u>		29.779	219.5		1:33.094		21	29.482		34.950		29.112	219.5		1:33.544	
11	31.677		37.846		In			1:54.433	P	22									

203 Smiechowski-Dreyspring							Ligier LMP3 Ligier LMP3												
lap	Sect-1	Speed	Sect-2	Speed	Sect-3	Speed	TopSpeed	laptime	pit	lap	Sect-1	Speed	Sect-2	Speed	Sect-3	Speed	Topspeed	laptime	pit
1	Out		41.660		32.366	204.5		1:57.629		11	31.124		39.176		30.947	209.3		1:41.247	
2	32.247		37.029		30.421	208.1		1:39.697		12	31.147		37.689		30.431	210.5		1:39.267	
3	31.042		35.852		30.084	208.1		1:36.978		13	30.628		36.416		30.747	209.3		1:37.791	
4	30.186		35.128		30.162	209.3		1:35.476		14	30.594		35.860		29.892	210.5		1:36.346	
5	30.026		34.787		29.632	213.0		1:34.445		15	29.946		35.056		29.755	211.8		1:34.757	
6	<u>29.796</u>		<u>34.609</u>		<u>29.475</u>	211.8		<u>1:33.880</u>		16	30.517		41.777		30.138	210.5		1:42.432	
7	30.150		35.456		In			1:44.478	P	17	30.136		35.495		29.650	210.5		1:35.281	
8	Out		42.957		35.757	206.9		4:04.061	P	18	30.663		36.514		29.870	211.8		1:37.047	
9	33.667		38.338		31.363	208.1		1:43.368		19	30.438		34.993		29.620	209.3		1:35.051	
10	32.731		36.935		30.791	209.3		1:40.457		20	31.403		38.671		In			1:49.638	P

222 David Hauser							Ligier LMP3 Ligier LMP3												
lap	Sect-1	Speed	Sect-2	Speed	Sect-3	Speed	TopSpeed	laptime	pit	lap	Sect-1	Speed	Sect-2	Speed	Sect-3	Speed	Topspeed	laptime	pit
1	Out		39.534		31.848	209.3		1:52.840		7	29.319		<u>34.503</u>		29.450	211.8		1:33.272	
2	30.938		35.957		30.392	206.9		1:37.287		8	30.127		37.836		In			1:47.277	P
3	30.482		36.781		30.579	211.8		1:37.842		9	Out		36.313		29.716	210.5		4:30.051	P
4	29.760		35.486		37.168	209.3		1:42.414		10	29.553		35.872		29.424	215.6		1:34.849	

Superprix Zolder 2017

GT & Prototype Challenge
Laps and Sector Times - Private Testing

14 - 16 July 2017
Zolder - 4000 mtr.

5	29.634	35.027	29.774	213.0	1:34.435	11	29.541	35.550	In	1:43.893 P
6	<u>29.309</u>	34.534	<u>29.262</u>	213.0	<u>1:33.105</u>	12				

228 Oliver Freymuth										Renault RS01 Trophy Renault RS01 Trophy									
lap	Sect-1	Speed	Sect-2	Speed	Sect-3	Speed	TopSpeed	laptime	pit	lap	Sect-1	Speed	Sect-2	Speed	Sect-3	Speed	Topspeed	laptime	pit
1	Out		46.765		In			2:31.316 P		11	33.238		39.460		30.475	215.6		1:43.173	
2	Out		42.340		33.027	210.5		3:14.446 P		12	32.291		36.775		30.798	211.8		1:39.864	
3	35.551		38.856		33.072	183.7		1:47.479		13	32.162		36.732		29.849	214.3		1:38.743	
4	39.713		40.526		32.030	213.0		1:52.269		14	31.686		37.364		30.042	211.8		1:39.092	
5	34.814		38.821		31.523	211.8		1:45.158		15	33.111		36.005		29.751	214.3		1:38.867	
6	34.426		39.792		31.946	182.7		1:46.164		16	31.379		36.849		29.796	214.3		1:38.024	
7	34.441		37.063		30.473	211.8		1:41.977		17	31.459		<u>35.401</u>		<u>29.587</u>	213.0		<u>1:36.447</u>	
8	33.180		37.389		30.662	211.8		1:41.231		18	<u>31.207</u>		35.563		29.780	211.8		1:36.550	
9	32.662		36.373		In			1:55.902 P		19	35.935		46.057		In			2:08.273 P	
10	Out		37.085		30.624	209.3		3:53.725 P		20									

301 de Cock-Joosen-de Jonghe										Norma 20FC Norma 20FC									
lap	Sect-1	Speed	Sect-2	Speed	Sect-3	Speed	TopSpeed	laptime	pit	lap	Sect-1	Speed	Sect-2	Speed	Sect-3	Speed	Topspeed	laptime	pit
1	Out		40.555		32.819	196.7		2:01.263		8	29.079		35.114		In			1:43.632 P	
2	30.984		36.832		29.931	201.1		1:37.747		9	Out		35.040		29.508	203.4		8:00.566 P	
3	29.399		<u>34.143</u>		29.422	202.2		1:32.964		10	29.060		34.448		In			1:41.548 P	
4	29.363		38.983		In			1:49.424 P		11	Out		35.140		<u>29.240</u>	203.4		8:43.220 P	
5	Out		34.813		29.514	201.1		3:08.545 P		12	<u>28.950</u>		44.907		29.552	203.4		1:43.409	
6	29.092		36.949		29.739	202.2		1:35.780		13	29.190		34.187		29.253	202.2		<u>1:32.630</u>	
7	29.806		34.304		29.253	203.4		1:33.363		14	29.589		34.311		In			1:40.628 P	

396 Gray-Hewitt										Praga R1T Praga R1T									
lap	Sect-1	Speed	Sect-2	Speed	Sect-3	Speed	TopSpeed	laptime	pit	lap	Sect-1	Speed	Sect-2	Speed	Sect-3	Speed	Topspeed	laptime	pit
1	Out		42.850		In			2:13.499 P		6	29.781		35.559		30.142	203.4		1:35.482	
2	Out		37.926		31.273	204.5		4:33.421 P		7	30.098		<u>35.114</u>		<u>29.364</u>	205.7		<u>1:34.576</u>	
3	30.850		36.532		30.081	205.7		1:37.463		8	29.881		35.761		In			5:46.178 P	
4	30.424		35.393		29.774	205.7		1:35.591		9			In		In			5:03.563 P	
5	<u>29.655</u>		35.533		29.741	204.5		1:34.929		10			In		In			6:00.641 P	

401 Blueberry Racing										Praga R1 Praga R1									
lap	Sect-1	Speed	Sect-2	Speed	Sect-3	Speed	TopSpeed	laptime	pit	lap	Sect-1	Speed	Sect-2	Speed	Sect-3	Speed	Topspeed	laptime	pit
1	Out		44.013		35.466	180.0		2:05.110		7	31.817		38.750		31.756	188.5		1:42.323	
2	33.961		39.976		33.167	183.7		1:47.104		8	31.762		37.259		In			1:56.621 P	
3	33.080		38.869		32.085	186.5		1:44.034		9	Out		37.781		32.000	184.6		3:45.696 P	
4	32.360		41.554		32.415	186.5		1:46.329		10	<u>31.531</u>		<u>37.018</u>		31.314	185.6		<u>1:39.863</u>	
5	31.738		37.153		31.931	183.7		1:40.822		11	31.536		37.145		31.212	185.6		1:39.893	
6	32.692		37.083		<u>31.079</u>	187.5		1:40.854		12									

402 Dick van Elk										Praga R1 Praga R1									
lap	Sect-1	Speed	Sect-2	Speed	Sect-3	Speed	TopSpeed	laptime	pit	lap	Sect-1	Speed	Sect-2	Speed	Sect-3	Speed	Topspeed	laptime	pit

403 Wim Jeuris										Radical SR3L Radical SR3L									
lap	Sect-1	Speed	Sect-2	Speed	Sect-3	Speed	TopSpeed	laptime	pit	lap	Sect-1	Speed	Sect-2	Speed	Sect-3	Speed	Topspeed	laptime	pit
1	Out		44.834		34.517	193.5		2:10.419		10	Out		37.416		31.292	196.7		5:14.789 P	
2	33.902		38.198		32.072	194.6		1:44.172		11	31.728		36.173		30.717	198.9		1:38.618	
3	32.912		36.734		31.305	195.7		1:40.951		12	31.606		41.135		31.430	197.8		1:44.171	
4	32.372		38.308		In			1:50.494 P		13	31.757		36.133		31.108	197.8		1:38.998	
5	Out		37.316		31.041	195.7		3:15.891 P		14	31.704		<u>36.021</u>		30.891	197.8		<u>1:38.616</u>	
6	31.855		36.238		<u>30.684</u>	197.8		1:38.777		15	<u>31.405</u>		36.158		31.601	198.9		1:39.164	
7	32.008		36.106		30.859	197.8		1:38.973		16	32.353		36.748		31.622	196.7		1:40.723	
8	31.739		36.104		32.335	195.7		1:40.178		17	31.874		37.626		In			1:50.704 P	
9	32.300		36.560		In			1:49.426 P		18									

Superprix Zolder 2017

Heat name : GT & Prototype Challenge - Private Testing
 Heat Date : 14 July 2017
 Weather :
 CIRCUITNAME : Zolder - 4000 mtr.

Participants Started	: 12	Participants Classified	: 12
Participants Finished	: 4	Participants Not Classified	: 2
Participants Not Finished	: 8		

Green flag at	: 09:50:50	Heat recording start time	: 09:50:47
Finish flag waved at	: 10:30:31	Heat recording end time	: 10:32:12
Total time under Green	: 39:41	Total of All Laps in Heat	: 165
Number of cautions	: 0	Total time under Yellow	: 00:00:00
Number of code-60's	: 0	Total time under Code-60	: 00:00:00

Summary of winners per class

Nbr	Name / Team name	Car	Cls	Fastest Laptime	In	Avg. Speed	Laps	Race Time
-----	------------------	-----	-----	-----------------	----	------------	------	-----------

Best Lap time history during the Heat

#	Nbr	lap time	in lap	Name	Car	Fastest Laptime	In	Speed	time of day
1	403	1:44.172	2	Wim Jeuris	Radical SR3L Radical SR3L	1:44.752	5	137.47	09:54:51
2	301	1:37.747	2	de Cock-Joosen-de Jonghe	Norma 20FC Norma 20FC	1:32.630	13	155.46	09:55:02
3	301	1:32.964	3	de Cock-Joosen-de Jonghe	Norma 20FC Norma 20FC	1:32.774	19	155.22	09:56:35
4	301	1:32.630	13	de Cock-Joosen-de Jonghe	Norma 20FC Norma 20FC	1:38.616	14	146.02	10:28:08

Summary of best laptimes per class

Nbr	Name / Team name	Car	Cls	Fastest Laptime	In	Speed
182	Berad-Charles-Aimé	HOWE Racing TA2 HOWE Racing T	SGT	1:44.752	5	137.47
301	de Cock-Joosen-de Jonghe	Norma 20FC Norma 20FC	CN	1:32.630	13	155.46
202	Lequeux-Ueberecken	Ginetta G57 Ginetta G57	LMP3	1:32.774	19	155.22
403	Wim Jeuris	Radical SR3L Radical SR3L	SR3	1:38.616	14	146.02

Superprix Zolder 2017

GT & Prototype Challenge Result of Free Practice

14 - 16 July 2017
Zolder - 4000 mtr.

Pos	Nbr	Name / Entrant	Car	Cls	Pl C	Fastest	In	Gap	Diff	Laps	Km/h
1	203	Smiechowski-Dreyspring Inter Europol Competition	Ligier LMP3 Ligier LMP3	LMP3	1	1:32.030	5			21	156.47
2	301	de Cock-Joosen-de Jonghe Deldiche Racing	Noma 20FC Noma 20FC	CN	1	1:33.621	3	1.591	1.591	18	153.81
3	202	Lequeux-Ueberecken Prime Racing	Ginetta G57 Ginetta G57	LMP3	2	1:34.612	5	2.582	0.991	19	152.20
4	222	David Hauser Racing Experience	Ligier LMP3 Ligier LMP3	LMP3	3	1:35.163	5	3.133	0.551	15	151.32
5	228	Oliver Freymuth Oliver Freymuth	Renault RS01 Trophy Renault RSC	LMP3	4	1:36.052	5	4.022	0.889	15	149.92
6	44	Batrein-Pampel-Yves Rosoux Belgium Driver Academy	Wolf GB08 Wolf GB08	CN	2	1:37.607	4	5.577	1.555	17	147.53
7	11	Longin-Belien-Corten PK Carsport	Wolf D8 09 Wolf D8 09	CN	3	1:38.939	3	6.909	1.332	18	145.54
8	403	Wim Jeuris Wim Jeuris	Radical SR3L Radical SR3L	SR3	1	1:40.349	6	8.319	1.410	7	143.50
9	182	Berad-Charles-Aimé TransAm Euroracing	HOWE Racing TA2 HOWE Racing	SGT	1	1:46.411	5	14.381	6.062	6	135.32
10	402	Dick van Elk Blueberry Racing	Praga R1 Praga R1	SR3	2	1:46.647	5	14.617	0.236	8	135.02
11	401	Cor Euser Blueberry Racing	Praga R1 Praga R1	SR3	3	1:49.482	8	17.452	2.835	8	131.53
12	405	Cristian Holtappels EHK2	Ligier JS51 Ligier JS51	SR3	4	1:55.226	2	23.196	5.744	3	124.97



Fastest time : 1:32.030 in lap 5 by nbr. 203 : Smiechowski-Dreyspring (Ligier LMP3)

Publication-time

Results: raceresults.nu

Timekeeping by : RSTime by Timeservice.nl

Time Printed : 14-07-2017 - 14:42

Race Director Bobbe Veldkamp	Steward	Timekeeper  Floortje Snoek	
Page 1 of 1			

Superprix Zolder 2017

GT & Prototype Challenge
Result of Free Practice

14 - 16 July 2017
Zolder - 4000 mtr.

Super GT division minimum 2.8 kg per HP including driver

Pos	Nbr	Name / Entrant	Car	Fastest	In	Gap	Diff	Laps	Km/h
1	182	Berad-Charles-Aimé TransAm Euroracing	HOWE Racing TA2 HOWE Racing TA2	1:46.411	5			6	135.32

modern CN type cars manufactured after 2014 and cars

Pos	Nbr	Name / Entrant	Car	Fastest	In	Gap	Diff	Laps	Km/h
1	301	de Cock-Joosen-de Jonghe Deldiche Racing	Norma 20FC Norma 20FC	1:33.621	3			18	153.81
2	44	Batrein-Pampel-Yves Rosoux Belgium Driver Academy	Wolf GB08 Wolf GB08	1:37.607	4	3.986	3.986	17	147.53
3	11	Longin-Belien-Corten PK Carsport	Wolf D8 09 Wolf D8 09	1:38.939	3	5.318	1.332	18	145.54

Class = LMP3

Pos	Nbr	Name / Entrant	Car	Fastest	In	Gap	Diff	Laps	Km/h
1	203	Smiechowski-Dreyspring Inter Europol Competition	Ligier LMP3 Ligier LMP3	1:32.030	5			21	156.47
2	202	Lequeux-Ueberecken Prime Racing	Ginetta G57 Ginetta G57	1:34.612	5	2.582	2.582	19	152.20
3	222	David Hauser Racing Experience	Ligier LMP3 Ligier LMP3	1:35.163	5	3.133	0.551	15	151.32
4	228	Oliver Freymuth Oliver Freymuth	Renault RS01 Trophy Renault RS01 Tropr	1:36.052	5	4.022	0.889	15	149.92

RadicalSR and cars with equal specifications or

Pos	Nbr	Name / Entrant	Car	Fastest	In	Gap	Diff	Laps	Km/h
1	403	Wim Jeuris Wim Jeuris	Radical SR3L Radical SR3L	1:40.349	6			7	143.50
2	402	Dick van Elk Blueberry Racing	Praga R1 Praga R1	1:46.647	5	6.298	6.298	8	135.02
3	401	Cor Euser Blueberry Racing	Praga R1 Praga R1	1:49.482	8	9.133	2.835	8	131.53
4	405	Cristian Holtappels EHK2	Ligier JS51 Ligier JS51	1:55.226	2	14.877	5.744	3	124.97


Fastest time : 1:32.030 in lap 5 by nbr. 203 : Smiechowski-Dreyspring (Ligier LMP3)

Publication-time

Results: raceresults.nu

Timekeeping by : RSTime by Timeservice.nl

Time Printed : 14-07-2017 - 14:42

Race Director	Steward	Timekeeper	
Bobbe V eldkamp		Floortje Snoek	
Page 1 of 1			

Superprix Zolder 2017

GT & Prototype Challenge
Laptimes - Free Practice

14 - 16 July 2017
Zolder - 4000 mtr.

Nbr	Name	Laps	lap	Lap ..1	Lap ..2	Lap ..3	Lap ..4	Lap ..5	Lap ..6	Lap ..7	Lap ..8	Lap ..9	Lap ..0	
203	Smiechow ski-Dreyspring	21	1 - 10	1:44.611	1:36.797	1:32.930	1:32.364	1:32.030	1:49.161	7:16.019	2:01.447	1:54.445	1:50.433	
			11 - 20	1:47.667	1:46.039	1:44.912	1:53.623	3:15.002	1:46.014	1:44.368	1:43.680	1:42.641	1:42.794	
			21 - 30	1:51.973										
301	de Cock-Joosen-de Jonghe	18	1 - 10	1:42.685	1:35.766	1:33.621	1:42.571	4:38.409	11:20.343	1:48.627	1:47.412	1:45.152	1:45.621	
			11 - 20	1:46.054	1:47.470	1:44.368	1:53.456	3:01.448	1:44.194	1:43.430	1:42.984			
202	Lequeux-Ueberecken	19	1 - 10	2:00.672	1:43.650	1:37.182	1:35.271	1:34.612	1:52.005	11:36.785	1:49.632	1:46.693	1:45.352	
			11 - 20	1:46.111	1:58.606	3:16.527	1:43.700	1:44.858	1:44.639	1:46.768	1:44.991	1:43.798		
222	David Hauser	15	1 - 10	1:53.239	1:40.642	1:37.246	1:35.980	1:35.163	1:53.286	20:58.621	1:47.581	1:45.507	1:45.702	
			11 - 20	1:44.865	1:43.959	1:43.678	1:43.774	1:42.836						
228	Oliver Freymuth	15	1 - 10	2:06.883	1:44.882	1:40.994	1:36.886	1:36.052	1:51.839	8:23.246	4:20.946	1:52.395	1:51.307	
			11 - 20	1:50.829	1:53.851	1:51.593	1:50.045	2:02.484						
44	Batrein-Pampel-Yves Rosoux	17	1 - 10	2:01.981	1:53.172	2:42.710	1:37.607	1:56.916	7:46.987	1:51.198	1:48.422	1:56.632	4:19.099	
			11 - 20	1:52.073	1:48.530	1:56.738	4:48.501	1:48.066	1:46.025	1:44.773				
11	Longin-Belien-Corten	18	1 - 10	2:00.423	1:41.612	1:38.939	1:41.768	1:54.681	7:33.745	4:10.825	1:53.524	1:49.771	1:48.513	
			11 - 20	1:47.496	1:47.777	1:47.377	1:57.879	3:37.651	1:51.027	1:59.200	3:17.071			
403	Wim Jeuris	7	1 - 10	2:03.245	1:44.763	1:40.483	1:50.799	2:56.352	1:40.349	2:00.680				
182	Berad-Charles-Aimé	6	1 - 10	2:07.157	1:47.345	1:46.821	1:46.517	1:46.411	2:07.015					
402	Dick van Elk	8	1 - 10	2:09.863	1:53.624	1:49.697	1:48.886	1:46.647	1:49.587	1:54.989	2:42.617			
401	Cor Euser	8	1 - 10	2:16.805	2:37.655	7:55.592	1:54.370	1:55.269	1:52.230	1:51.024	1:49.482			
405	Cristian Holtappels	3	1 - 10	2:05.196	1:55.226	2:01.467								

Superprix Zolder 2017

GT & Prototype Challenge
Sector analyse - Free Practice

14 - 16 July 2017
Zolder - 4000 mtr.

Pos	Nbr	Name / Team name	Sector 1			Sector 2			Sector 3			Theoretical best	Actual best	In
			time	Lap	pos	time	Lap	pos	time	Lap	pos			
1	203	Smiechowski-Dreyspring	29.232	5	1	33.647	5	1	29.018	4	1	1:31.897	1:32.030	5
2	301	de Cock-Joosen-de Jonghe	29.302	3	2	34.504	4	2	29.460	3	2	1:33.266	1:33.621	3
3	202	Lequeux-Ueberecken	29.895	5	3	35.028	4	3	29.632	5	4	1:34.555	1:34.612	5
4	222	David Hauser	30.208	5	4	35.240	5	4	29.715	5	5	1:35.163	1:35.163	5
5	228	Oliver Freymuth	31.296	5	7	35.272	5	5	29.484	5	3	1:36.052	1:36.052	5
6	44	Batrein-Pampel-Yves Rosoux	31.191	4	6	35.984	4	6	30.432	4	6	1:37.607	1:37.607	4
7	11	Longin-Belien-Corten	30.623	4	5	36.910	3	8	30.844	3	7	1:38.377	1:38.939	3
8	403	Wim Jeuris	32.395	3	8	36.722	6	7	31.175	6	8	1:40.292	1:40.349	6
9	182	Berad-Charles-Aimé	33.628	5	11	39.032	3	9	32.516	2	9	1:45.176	1:46.411	5
10	402	Dick van Elk	33.587	5	10	39.445	5	11	33.178	4	11	1:46.210	1:46.647	5
11	401	Cor Euser	35.163	8	12	40.405	8	12	33.914	8	12	1:49.482	1:49.482	8
12	405	Cristian Holtappels	33.275	3	9	39.424	3	10	32.680	2	10	1:45.379	1:55.226	2

Superprix Zolder 2017

GT & Prototype Challenge
Laps and Sector Times - Free Practice

14 - 16 July 2017
Zolder - 4000 mtr.

11 Longin-Belien-Corten								Wolf D8 09 Wolf D8 09											
lap	Sect-1	Speed	Sect-2	Speed	Sect-3	Speed	TopSpeed	laptime	pit	lap	Sect-1	Speed	Sect-2	Speed	Sect-3	Speed	Topspeed	laptime	pit
1	Out		41.658		34.118	188.5		2:00.423		10	34.852		40.425		33.236	180.9		1:48.513	
2	32.098		38.355		31.159	190.5		1:41.612		11	34.369		39.625		33.502	183.7		1:47.496	
3	31.185		<u>36.910</u>		<u>30.844</u>	188.5		<u>1:38.939</u>		12	34.627		40.073		33.077	184.6		1:47.777	
4	<u>30.623</u>		38.747		32.398	178.2		1:41.768		13	34.639		39.629		33.109	183.7		1:47.377	
5	33.026		40.050		In			1:54.681 P		14	34.786		39.957		In			1:57.879 P	
6	Out		3:25.210		In			7:33.745 P		15	Out		42.089		36.238	185.6		3:37.651 P	
7	Out		44.642		35.713	171.4		4:10.825 P		16	34.822		40.328		35.877	175.6		1:51.027	
8	37.046		41.805		34.673	180.0		1:53.524		17	35.692		42.044		In			1:59.200 P	
9	35.489		40.684		33.598	183.7		1:49.771		18	Out		40.405		33.809	179.1		3:17.071 P	

44 Batrein-Pampel-Yves Rosoux								Wolf GB08 Wolf GB08											
lap	Sect-1	Speed	Sect-2	Speed	Sect-3	Speed	TopSpeed	laptime	pit	lap	Sect-1	Speed	Sect-2	Speed	Sect-3	Speed	Topspeed	laptime	pit
1	Out		43.266		33.959	183.7		2:01.981		10	Out		47.364		35.687	182.7		4:19.099 P	
2	33.258		38.941		In			1:53.172 P		11	36.302		41.805		33.966	184.6		1:52.073	
3	Out		37.504		31.366	189.5		2:42.710 P		12	34.873		40.296		33.361	184.6		1:48.530	
4	<u>31.191</u>		<u>35.984</u>		<u>30.432</u>	190.5		<u>1:37.607</u>		13	34.414		39.492		In			1:56.738 P	
5	31.571		39.691		In			1:56.916 P		14	Out		40.034		34.037	184.6		4:48.501 P	
6	Out		44.360		34.388	181.8		7:46.987 P		15	35.531		39.416		33.119	164.4		1:48.066	
7	35.976		41.882		33.340	182.7		1:51.198		16	33.949		39.115		32.961	187.5		1:46.025	
8	34.737		40.266		33.419	184.6		1:48.422		17	33.102		38.932		32.739	186.5		1:44.773	
9	34.368		41.348		In			1:56.632 P		18									

182 Berad-Charles-Aimé								HOWE Racing TA2 HOWE Racing TA2											
lap	Sect-1	Speed	Sect-2	Speed	Sect-3	Speed	TopSpeed	laptime	pit	lap	Sect-1	Speed	Sect-2	Speed	Sect-3	Speed	Topspeed	laptime	pit
1	Out		44.105		35.398	202.2		2:07.157		4	33.768		39.459		33.290	209.3		1:46.517	
2	34.490		40.339		<u>32.516</u>	210.5		1:47.345		5	<u>33.628</u>		40.255		32.528	209.3		<u>1:46.411</u>	
3	34.203		<u>39.032</u>		33.586	209.3		1:46.821		6	33.852		41.395		In			2:07.015 P	

202 Lequeux-Ueberecken								Ginetta G57 Ginetta G57											
lap	Sect-1	Speed	Sect-2	Speed	Sect-3	Speed	TopSpeed	laptime	pit	lap	Sect-1	Speed	Sect-2	Speed	Sect-3	Speed	Topspeed	laptime	pit
1	Out		40.759		34.196	205.7		2:00.672		11	33.851		39.967		32.293	214.3		1:46.111	
2	33.007		38.744		31.899	215.6		1:43.650		12	36.064		41.605		In			1:58.606 P	
3	30.753		36.145		30.284	215.6		1:37.182		13	Out		40.230		31.645	213.0		3:16.527 P	
4	30.539		<u>35.028</u>		29.704	219.5		1:35.271		14	33.194		38.547		31.959	214.3		1:43.700	
5	<u>29.895</u>		35.085		<u>29.632</u>	219.5		<u>1:34.612</u>		15	33.622		39.229		32.007	213.0		1:44.858	
6	30.843		39.001		In			1:52.005 P		16	33.670		39.106		31.863	215.6		1:44.639	
7	Out		44.203		34.007	205.7		11:36.785 P		17	34.784		39.686		32.298	215.6		1:46.768	
8	36.114		40.859		32.659	211.8		1:49.632		18	34.047		38.974		31.970	215.6		1:44.991	
9	34.252		40.361		32.080	214.3		1:46.693		19	33.264		38.752		31.782	216.9		1:43.798	
10	34.019		39.453		31.880	214.3		1:45.352		20									

203 Smiechowski-Dreyspring								Ligier LMP3 Ligier LMP3											
lap	Sect-1	Speed	Sect-2	Speed	Sect-3	Speed	TopSpeed	laptime	pit	lap	Sect-1	Speed	Sect-2	Speed	Sect-3	Speed	Topspeed	laptime	pit
1	Out		36.203		30.188	206.9		1:44.611		12	34.557		39.251		32.231	203.4		1:46.039	
2	30.489		36.856		29.452	209.3		1:36.797		13	34.332		38.523		32.057	202.2		1:44.912	
3	29.768		34.004		29.158	210.5		1:32.930		14	35.219		38.514		In			1:53.623 P	
4	29.417		33.929		<u>29.018</u>	211.8		1:32.364		15	Out		38.883		32.604	203.4		3:15.002 P	
5	<u>29.232</u>		<u>33.647</u>		29.151	211.8		<u>1:32.030</u>		16	33.958		38.589		33.467	203.4		1:46.014	
6	30.159		37.127		In			1:49.161 P		17	33.743		37.911		32.714	204.5		1:44.368	
7	Out		51.425		38.379	179.1		7:16.019 P		18	33.349		37.748		32.583	204.5		1:43.680	
8	39.801		46.593		35.053	197.8		2:01.447		19	33.381		37.598		31.662	205.7		1:42.641	
9	36.760		43.748		33.937	201.1		1:54.445		20	33.129		37.507		32.158	204.5		1:42.794	
10	35.628		41.303		33.502	202.2		1:50.433		21	33.258		38.095		In			1:51.973 P	
11	34.619		40.511		32.537	202.2		1:47.667		22									

222 David Hauser								Ligier LMP3 Ligier LMP3											
lap	Sect-1	Speed	Sect-2	Speed	Sect-3	Speed	TopSpeed	laptime	pit	lap	Sect-1	Speed	Sect-2	Speed	Sect-3	Speed	Topspeed	laptime	pit
1	Out		40.194		32.869	205.7		1:53.239		9	34.040		39.087		32.380	206.9		1:45.507	
2	31.383		38.046		31.213	208.1		1:40.642		10	34.206		39.073		32.423	204.5		1:45.702	
3	30.561		36.205		30.480	214.3		1:37.246		11	33.643		38.926		32.296	206.9		1:44.865	
4	30.214		35.598		30.168	213.0		1:35.980		12	33.421		38.384		32.154	204.5		1:43.959	
5	<u>30.208</u>		<u>35.240</u>		<u>29.715</u>	211.8		<u>1:35.163</u>		13	33.103		38.470		32.105	206.9		1:43.678	

Superprix Zolder 2017

GT & Prototype Challenge

14 - 16 July 2017

Laps and Sector Times - Free Practice

Zolder - 4000 mtr.

6	30.773	40.494	In	1:53.286 P	14	33.018	38.403	32.353	209.3	1:43.774	
7	Out	43.321	33.707	202.2	20:58.621 P	15	32.962	38.094	31.780	203.4	1:42.836
8	34.668	40.111	32.802	204.5	1:47.581	16					

228 Oliver Freymuth										Renault RS01 Trophy Renault RS01 Trophy									
lap	Sect-1	Speed	Sect-2	Speed	Sect-3	Speed	TopSpeed	laptime	pit	lap	Sect-1	Speed	Sect-2	Speed	Sect-3	Speed	Topspeed	laptime	pit
1	Out		43.665		32.739	211.8		2:06.883		9	37.353		41.930		33.112	209.3		1:52.395	
2	35.575		38.962		30.345	213.0		1:44.882		10	36.847		41.254		33.206	206.9		1:51.307	
3	32.110		37.053		31.831	208.1		1:40.994		11	36.230		41.507		33.092	209.3		1:50.829	
4	31.878		35.472		29.536	213.0		1:36.886		12	38.157		42.848		32.846	209.3		1:53.851	
5	<u>31.296</u>		<u>35.272</u>		<u>29.484</u>	213.0		<u>1:36.052</u>		13	35.703		42.364		33.526	210.5		1:51.593	
6	32.329		38.739		In			1:51.839 P		14	35.879		40.579		33.587	205.7		1:50.045	
7	Out		1:12.995		In			8:23.246 P		15	35.307		41.368		In			2:02.484 P	
8	Out		43.924		33.933	208.1		4:20.946 P		16									

301 de Cock-Joosen-de Jonghe										Norma 20FC Norma 20FC									
lap	Sect-1	Speed	Sect-2	Speed	Sect-3	Speed	TopSpeed	laptime	pit	lap	Sect-1	Speed	Sect-2	Speed	Sect-3	Speed	Topspeed	laptime	pit
1	Out		37.085		30.604	198.9		1:42.685		10	33.822		39.372		32.427	194.6		1:45.621	
2	30.997		34.801		29.968	201.1		1:35.766		11	33.593		39.733		32.728	193.5		1:46.054	
3	<u>29.302</u>		34.859		<u>29.460</u>	202.2		<u>1:33.621</u>		12	34.147		40.734		32.589	194.6		1:47.470	
4	29.652		<u>34.504</u>		In			1:42.571 P		13	33.421		38.659		32.288	195.7		1:44.368	
5	Out		36.035		In			4:38.409 P		14	33.607		38.914		In			1:53.456 P	
6	Out		41.764		35.395	189.5		11:20.343 P		15	Out		39.347		32.415	194.6		3:01.448 P	
7	35.524		40.660		32.443	193.5		1:48.627		16	33.923		38.199		32.072	196.7		1:44.194	
8	34.187		39.998		33.227	193.5		1:47.412		17	32.877		38.448		32.105	194.6		1:43.430	
9	33.516		39.401		32.235	194.6		1:45.152		18	33.085		38.198		31.701	194.6		1:42.984	

401 Cor Euser										Praga R1 Praga R1									
lap	Sect-1	Speed	Sect-2	Speed	Sect-3	Speed	TopSpeed	laptime	pit	lap	Sect-1	Speed	Sect-2	Speed	Sect-3	Speed	Topspeed	laptime	pit
1	Out		52.762		37.377	173.1		2:16.805		5	36.969		43.774		34.526	180.0		1:55.269	
2	45.268		57.538		In			2:37.655 P		6	36.310		41.318		34.602	180.9		1:52.230	
3	Out		44.110		34.519	178.2		7:55.592 P		7	35.535		40.953		34.536	181.8		1:51.024	
4	36.808		42.829		34.733	180.9		1:54.370		8	<u>35.163</u>		<u>40.405</u>		<u>33.914</u>	182.7		<u>1:49.482</u>	

402 Dick van Elk										Praga R1 Praga R1									
lap	Sect-1	Speed	Sect-2	Speed	Sect-3	Speed	TopSpeed	laptime	pit	lap	Sect-1	Speed	Sect-2	Speed	Sect-3	Speed	Topspeed	laptime	pit
1	Out		45.003		36.400	176.5		2:09.863		5	<u>33.587</u>		<u>39.445</u>		33.615	181.8		<u>1:46.647</u>	
2	37.441		41.417		34.766	179.1		1:53.624		6	35.383		39.847		34.357	179.1		1:49.587	
3	35.457		40.647		33.593	179.1		1:49.697		7	35.749		44.050		35.190	179.1		1:54.989	
4	34.560		41.148		<u>33.178</u>	184.6		1:48.886		8	41.563		56.163		In			2:42.617 P	

403 Wim Jeuris										Radical SR3L Radical SR3L									
lap	Sect-1	Speed	Sect-2	Speed	Sect-3	Speed	TopSpeed	laptime	pit	lap	Sect-1	Speed	Sect-2	Speed	Sect-3	Speed	Topspeed	laptime	pit
1	Out		41.612		33.989	186.5		2:03.245		5	Out		37.198		31.392	194.6		2:56.352 P	
2	34.155		38.519		32.089	191.5		1:44.763		6	32.452		<u>36.722</u>		<u>31.175</u>	193.5		<u>1:40.349</u>	
3	<u>32.395</u>		36.853		31.235	193.5		1:40.483		7	34.060		41.983		In			2:00.680 P	
4	32.567		36.729		In			1:50.799 P		8									

405 Cristian Holtappels										Ligier JS51 Ligier JS51									
lap	Sect-1	Speed	Sect-2	Speed	Sect-3	Speed	TopSpeed	laptime	pit	lap	Sect-1	Speed	Sect-2	Speed	Sect-3	Speed	Topspeed	laptime	pit
1	Out		44.640		35.309	161.4		2:05.196		3	<u>33.275</u>		<u>39.424</u>		In			2:01.467 P	
2	40.350		42.196		<u>32.680</u>	197.8		<u>1:55.226</u>		4									

Superprix Zolder 2017

Heat name : GT & Prototype Challenge - Free Practice
 Heat Date : 14 July 2017
 Weather :
 CIRCUITNAME : Zolder - 4000 mtr.

Participants Started	: 12	Participants Classified	: 12
Participants Finished	: 5	Participants Not Classified	: 2
Participants Not Finished	: 7		

Green flag at	: 13:55:01	Heat recording start time	: 13:53:14
Finish flag waved at	: 14:40:01	Heat recording end time	: 14:41:56
Total time under Green	: 45:00	Total of All Laps in Heat	: 155
Number of cautions	: 0	Total time under Yellow	: 00:00:00
Number of code-60's	: 0	Total time under Code-60	: 00:00:00

Summary of winners per class

Nbr	Name / Team name	Car	Cls	Fastest Laptime	In	Avg. Speed	Laps	Race Time
-----	------------------	-----	-----	-----------------	----	------------	------	-----------

Best Lap time history during the Heat

#	Nbr	lap time	in lap	Name	Car	time of day
1	301	1:35.766	2	de Cock-Joosen-de Jonghe	Norma 20FC Norma 20FC	13:58:30
2	301	1:33.621	3	de Cock-Joosen-de Jonghe	Norma 20FC Norma 20FC	14:00:04
3	203	1:32.930	3	Smiechowski-Dreyspring	Ligier LMP3 Ligier LMP3	14:01:59
4	203	1:32.364	4	Smiechowski-Dreyspring	Ligier LMP3 Ligier LMP3	14:03:31
5	203	1:32.030	5	Smiechowski-Dreyspring	Ligier LMP3 Ligier LMP3	14:05:03

Summary of best lap times per class

Nbr	Name / Team name	Car	Cls	Fastest Laptime	In	Speed
182	Berad-Charles-Aimé	HOWE Racing TA2 HOWE Racing T	SGT	1:46.411	5	135.32
301	de Cock-Joosen-de Jonghe	Norma 20FC Norma 20FC	CN	1:33.621	3	153.81
203	Smiechowski-Dreyspring	Ligier LMP3 Ligier LMP3	LMP3	1:32.030	5	156.47
403	Wim Jeuris	Radical SR3L Radical SR3L	SR3	1:40.349	6	143.50

Superprix Zolder 2017

GT & Prototype Challenge Result of Qualifying

14 - 16 July 2017
Zolder - 4000 mtr.

Pos	Nbr	Name / Entrant	Car	Cls	PIC	Fastest	In	Gap	Diff	Laps	2nd time
1	203	Smiechowski-Dreyspring Inter Europol Competition	Ligier LMP3 Ligier LMP3	LMP3	1	1:29.622	8			9	1:30.092
2	301	de Cock-Joosen-de Jonghe Deldiche Racing	Noma 20FC Noma 20FC	CN	1	1:29.778	11	0.156	0.156	11	1:29.888
3	222	David Hauser Racing Experience	Ligier LMP3 Ligier LMP3	LMP3	2	1:31.057	5	1.435	1.279	9	1:32.135
4	202	Lequeux-Ueberecken Prime Racing	Ginetta G57 Ginetta G57	LMP3	3	1:32.791	8	3.169	1.734	12	1:33.001
5	396	Gray-Hewitt VR Motorsport	Praga R1T Praga R1T	CN	2	1:33.303	9	3.681	0.512	11	1:33.429
6	228	Oliver Freymuth Oliver Freymuth	Renault RS01 Trophy Renault RSC	LMP3	4	1:33.510	11	3.888	0.207	11	1:33.541
7	401	Cor Euser Blueberry Racing	Praga R1 Praga R1	SR3	1	1:37.295	5	7.673	3.785	10	1:37.877
8	403	Wim Jeuris Wim Jeuris	Radical SR3L Radical SR3L	SR3	2	1:37.543	10	7.921	0.248	11	1:37.753
9	405	Cristian Holtappels EHK2	Ligier JS51 Ligier JS51	SR3	3	1:38.345	5	8.723	0.802	6	1:39.644
10	182	Berad-Charles-Aimé TransAm Euroracing	HOWE Racing TA2 HOWE Racing	SGT	1	1:39.690	10	10.068	1.345	10	1:39.948
11	402	Dick van Elk Blueberry Racing	Praga R1 Praga R1	SR3	4	1:41.006	6	11.384	1.316	11	1:41.389



Fastest time : 1:29.622 in lap 8 by nbr. 203 : Smiechowski-Dreyspring (Ligier LMP3)

Publication-time

Results: raceresults.nu

Timekeeping by : RSTime by Timeservice.nl

Time Printed : 15-07-2017 - 10:17

Race Director	Steward	Timekeeper	
Bobbe Veldkamp		 Floortje Snoek	
Page 1 of 1			

Superprix Zolder 2017

GT & Prototype Challenge
Result of Qualifying

14 - 16 July 2017
Zolder - 4000 mtr.

Super GT division minimum 2.8 kg per HP including driver

Pos	Nbr	Name / Entrant	Car	Fastest	In	Gap	Diff	Laps	2nd time
1	182	Berad-Charles-Aimé TransAm Euroracing	HOWE Racing TA2 HOWE Racing TA2	1:39.690	10			10	1:39.948

modern CN type cars manufactured after 2014 and cars

Pos	Nbr	Name / Entrant	Car	Fastest	In	Gap	Diff	Laps	2nd time
1	301	de Cock-Joosen-de Jonghe Deldiche Racing	Norma 20FC Norma 20FC	1:29.778	11			11	1:29.888
2	396	Gray-Hewitt VR Motorsport	Praga R1T Praga R1T	1:33.303	9	3.525	3.525	11	1:33.429

Class = LMP3

Pos	Nbr	Name / Entrant	Car	Fastest	In	Gap	Diff	Laps	2nd time
1	203	Smiechowski-Dreyspring Inter Europol Competition	Ligier LMP3 Ligier LMP3	1:29.622	8			9	1:30.092
2	222	David Hauser Racing Experience	Ligier LMP3 Ligier LMP3	1:31.057	5	1.435	1.435	9	1:32.135
3	202	Lequeux-Ueberecken Prime Racing	Ginetta G57 Ginetta G57	1:32.791	8	3.169	1.734	12	1:33.001
4	228	Oliver Freymuth Oliver Freymuth	Renault RS01 Trophy Renault RS01 Tropt	1:33.510	11	3.888	0.719	11	1:33.541

RadicalSR and cars with equal specifications or

Pos	Nbr	Name / Entrant	Car	Fastest	In	Gap	Diff	Laps	2nd time
1	401	Cor Euser Blueberry Racing	Praga R1 Praga R1	1:37.295	5			10	1:37.877
2	403	Wim Jeuris Wim Jeuris	Radical SR3L Radical SR3L	1:37.543	10	0.248	0.248	11	1:37.753
3	405	Cristian Holtappels EHK2	Ligier JS51 Ligier JS51	1:38.345	5	1.050	0.802	6	1:39.644
4	402	Dick van Elk Blueberry Racing	Praga R1 Praga R1	1:41.006	6	3.711	2.661	11	1:41.389


Fastest time : 1:29.622 in lap 8 by nbr. 203 : Smiechowski-Dreyspring (Ligier LMP3)

Publication-time

Results: raceresults.nu

Timekeeping by : RSTime by Timeservice.nl

Time Printed : 15-07-2017 - 10:17

Race Director	Steward	Timekeeper	
Bobbe V eldkamp		Floortje Snoek	
Page 1 of 1			

Superprix Zolder 2017

GT Prototype Challenge
Laptimes - Qualifying

14 - 16 July 2017
Zolder - 4000 mtr.

Nbr	Name / Team name	1	2	3	4	5	6	7	8	9	10	11	12	13	14	15
182	Berad-Charles-Aimé	1:59.204	1:41.577	1:40.127	1:53.276	4:01.271	1:45.451	1:43.425	1:40.505	1:39.948	1:39.690					
202	Lequeux-Ueberecken	1:54.235	1:35.799	1:34.547	1:33.378	1:33.478	1:33.995	1:33.001	1:32.791	1:47.038	3:18.878	1:33.733	1:33.122			
203	Smiechowski-Dreyspring	1:47.842	1:31.624	1:34.336	1:30.506	1:48.898	1:30.616	1:30.092	1:29.622	2:12.832						
222	David Hauser	1:48.774	1:38.481	1:32.883	1:32.135	1:31.057	1:46.225	4:37.373	1:32.447	1:32.492						
228	Oliver Freymuth	1:53.057	1:35.733	1:34.098	1:33.785	1:43.857	3:23.912	1:33.541	1:35.201	1:33.735	1:33.841	1:33.510				
301	de Cock-Joos en- de Jong he	1:47.711	1:34.028	1:30.732	1:30.009	1:29.888	1:41.550	3:24.117	1:30.662	1:30.535	1:30.093	1:29.778				
396	Gray-Hewitt	2:19.122	1:40.562	1:38.993	1:53.413	1:36.724	1:35.747	1:34.253	1:33.783	1:33.303	1:33.429	1:34.161				
401	Cor Euser	1:51.304	1:40.517	1:38.796	1:37.877	1:37.295	1:38.038	1:54.692	4:24.253	1:40.021	1:40.109					
402	Dick van Elk	2:09.481	1:52.419	1:46.766	1:47.364	1:44.091	1:41.006	2:01.403	1:45.369	1:43.580	1:41.389	1:42.369				
403	Wim Jeuris	2:03.141	1:43.790	1:40.885	1:49.307	2:51.992	2:00.246	1:41.911	1:38.898	1:37.933	1:37.543	1:37.753				
405	Cristian Holtappels	2:02.136	2:06.496	2:43.401	1:39.644	1:38.345	2:04.917									

Superprix Zolder 2017

GT & Prototype Challenge
Sector analyse - Qualifying

14 - 16 July 2017
Zolder - 4000 mtr.

Pos	Nbr	Name / Team name	Sector 1			Sector 2			Sector 3			Theoretical best	Actual best	In
			time	Lap	pos	time	Lap	pos	time	Lap	pos			
1	203	Smiechowski-Dreyspring	28.264	8	1	32.880	8	1	28.477	6	2	1:29.621	1:29.622	8
2	301	de Cock-Joosen-de Jonghe	28.399	10	2	33.031	11	2	28.200	5	1	1:29.630	1:29.778	11
3	222	David Hauser	28.465	5	3	33.650	9	3	28.758	4	4	1:30.873	1:31.057	5
4	202	Lequeux-Ueberecken	29.421	7	4	34.265	7	4	28.827	8	5	1:32.513	1:32.791	8
5	396	Gray-Hewitt	29.474	11	5	34.509	9	6	29.114	9	6	1:33.097	1:33.303	9
6	228	Oliver Freymuth	29.635	11	6	34.456	11	5	28.750	7	3	1:32.841	1:33.510	11
7	401	Cor Euser	30.845	5	7	35.996	6	8	30.421	5	8	1:37.262	1:37.295	5
8	403	Wim Jeuris	31.288	11	8	35.563	10	7	30.644	10	9	1:37.495	1:37.543	10
9	405	Cristian Holtappels	31.473	6	9	36.615	5	9	30.234	5	7	1:38.322	1:38.345	5
10	182	Berad-Charles-Aimé	32.162	9	11	36.620	10	10	30.653	3	10	1:39.435	1:39.690	10
11	402	Dick van Elk	31.997	11	10	37.134	10	11	31.180	6	11	1:40.311	1:41.006	6

Superprix Zolder 2017

GT & Prototype Challenge
Laps and Sector Times - Qualifying

14 - 16 July 2017
Zolder - 4000 mtr.

182 Berad-Charles-Aimé								HOWE Racing TA2 HOWE Racing TA2											
lap	Sect-1	Speed	Sect-2	Speed	Sect-3	Speed	TopSpeed	laptime	pit	lap	Sect-1	Speed	Sect-2	Speed	Sect-3	Speed	Topspeed	laptime	pit
1	Out		42.442		31.971	211.8		1:59.204		6	33.248		37.843		34.360	204.5		1:45.451	
2	33.276		37.477		30.824	214.3		1:41.577		7	33.016		37.861		32.548	209.3		1:43.425	
3	32.392		37.082		<u>30.653</u>	213.0		1:40.127		8	32.270		37.268		30.967	209.3		1:40.505	
4	32.346		36.839		In			1:53.276 P		9	<u>32.162</u>		37.045		30.741	209.3		1:39.948	
5	Out		42.914		33.092	209.3		4:01.271 P		10	32.164		<u>36.620</u>		30.906	210.5		1:39.690	

202 Lequeux-Ueberecken								Ginetta G57 Ginetta G57											
lap	Sect-1	Speed	Sect-2	Speed	Sect-3	Speed	TopSpeed	laptime	pit	lap	Sect-1	Speed	Sect-2	Speed	Sect-3	Speed	Topspeed	laptime	pit
1	Out		39.461		30.493	219.5		1:54.235		7	<u>29.421</u>		<u>34.265</u>		29.315	222.2		1:33.001	
2	30.882		35.210		29.707	219.5		1:35.799		8	29.527		34.437		<u>28.827</u>	223.6		<u>1:32.791</u>	
3	30.038		35.081		29.428	222.2		1:34.547		9	31.221		36.809		In			1:47.038 P	
4	29.589		34.440		29.349	222.2		1:33.378		10	Out		36.817		29.756	220.9		3:18.878 P	
5	29.748		34.631		29.099	223.6		1:33.478		11	29.658		34.958		29.117	219.5		1:33.733	
6	29.732		35.036		29.227	222.2		1:33.995		12	29.625		34.435		29.062	220.9		1:33.122	

203 Smiechowski-Dreyspring								Ligier LMP3 Ligier LMP3											
lap	Sect-1	Speed	Sect-2	Speed	Sect-3	Speed	TopSpeed	laptime	pit	lap	Sect-1	Speed	Sect-2	Speed	Sect-3	Speed	Topspeed	laptime	pit
1	Out		37.529		33.144	211.8		1:47.842		6	28.584		33.555		<u>28.477</u>	214.3		1:30.616	
2	29.230		33.746		28.648	213.0		1:31.624		7	28.482		32.971		28.639	214.3		1:30.092	
3	28.984		36.138		29.214	211.8		1:34.336		8	<u>28.264</u>		<u>32.880</u>		28.478	213.0		<u>1:29.622</u>	
4	28.691		33.237		28.578	213.0		1:30.506		9	34.911		46.687		In			2:12.832 P	
5	28.677		41.643		38.578	214.3		1:48.898		10									

222 David Hauser								Ligier LMP3 Ligier LMP3											
lap	Sect-1	Speed	Sect-2	Speed	Sect-3	Speed	TopSpeed	laptime	pit	lap	Sect-1	Speed	Sect-2	Speed	Sect-3	Speed	Topspeed	laptime	pit
1	Out		39.493		32.476	213.0		1:48.774		6	29.070		35.806		In			1:46.225 P	
2	30.106		37.980		30.395	210.5		1:38.481		7	Out		36.556		33.223	214.3		4:37.373 P	
3	29.521		34.232		29.130	213.0		1:32.883		8	29.496		33.947		29.004	215.6		1:32.447	
4	28.985		34.392		<u>28.758</u>	215.6		1:32.135		9	28.655		<u>33.650</u>		30.187	211.8		1:32.492	
5	<u>28.465</u>		33.744		28.848	214.3		<u>1:31.057</u>		10									

228 Oliver Freymuth								Renault RS01 Trophy Renault RS01 Trophy											
lap	Sect-1	Speed	Sect-2	Speed	Sect-3	Speed	TopSpeed	laptime	pit	lap	Sect-1	Speed	Sect-2	Speed	Sect-3	Speed	Topspeed	laptime	pit
1	Out		38.372		31.156	213.0		1:53.057		7	30.154		34.637		<u>28.750</u>	216.9		1:33.541	
2	31.304		35.283		29.146	216.9		1:35.733		8	29.952		35.681		29.568	216.9		1:35.201	
3	30.389		34.932		28.777	214.3		1:34.098		9	29.823		34.557		29.355	215.6		1:33.735	
4	30.282		34.545		28.958	214.3		1:33.785		10	30.049		34.757		29.035	211.8		1:33.841	
5	30.413		35.602		In			1:43.857 P		11	<u>29.635</u>		<u>34.456</u>		29.419	206.9		<u>1:33.510</u>	
6	Out		35.930		30.482	213.0		3:23.912 P		12									

301 de Cock-Joosen-de Jonghe								Norma 20FC Norma 20FC											
lap	Sect-1	Speed	Sect-2	Speed	Sect-3	Speed	TopSpeed	laptime	pit	lap	Sect-1	Speed	Sect-2	Speed	Sect-3	Speed	Topspeed	laptime	pit
1	Out		37.075		29.943	205.7		1:47.711		7	Out		36.111		32.327	203.4		3:24.117 P	
2	29.147		35.007		29.874	206.9		1:34.028		8	28.940		33.284		28.438	205.7		1:30.662	
3	28.769		33.369		28.594	206.9		1:30.732		9	28.492		33.219		28.824	205.7		1:30.535	
4	28.452		33.327		28.230	206.9		1:30.009		10	<u>28.399</u>		33.098		28.596	205.7		1:30.093	
5	28.511		33.177		<u>28.200</u>	206.9		1:29.888		11	28.424		<u>33.031</u>		28.323	205.7		<u>1:29.778</u>	
6	29.729		34.318		In			1:41.550 P		12									

396 Gray-Hewitt								Praga R1T Praga R1T											
lap	Sect-1	Speed	Sect-2	Speed	Sect-3	Speed	TopSpeed	laptime	pit	lap	Sect-1	Speed	Sect-2	Speed	Sect-3	Speed	Topspeed	laptime	pit
1	Out		59.191		33.523	203.4		2:19.122		7	30.198		34.762		29.293	206.9		1:34.253	
2	32.856		37.602		30.104	210.5		1:40.562		8	29.691		34.882		29.210	205.7		1:33.783	
3	31.092		37.988		29.913	209.3		1:38.993		9	29.680		<u>34.509</u>		<u>29.114</u>	208.1		<u>1:33.303</u>	
4	30.405		52.777		30.231	208.1		1:53.413		10	29.605		34.623		29.201	203.4		1:33.429	
5	30.672		35.972		30.080	206.9		1:36.724		11	<u>29.474</u>		34.988		29.699	205.7		1:34.161	
6	30.660		35.553		29.534	205.7		1:35.747		12									

401 Cor Euser								Praga R1 Praga R1											
lap	Sect-1	Speed	Sect-2	Speed	Sect-3	Speed	TopSpeed	laptime	pit	lap	Sect-1	Speed	Sect-2	Speed	Sect-3	Speed	Topspeed	laptime	pit
1	Out		39.588		32.368	185.6		1:51.304		6	31.404		<u>35.996</u>		30.638	189.5		1:38.038	

Superprix Zolder 2017

GT & Prototype Challenge

Laps and Sector Times - Qualifying

14 - 16 July 2017

Zolder - 4000 mtr.

2	32.176	36.972	31.369	188.5	1:40.517	7	31.139	37.958	In	1:54.692	P	
3	31.213	36.709	30.874	189.5	1:38.796	8	Out	38.706	32.134	185.6	4:24.253	P
4	31.072	36.215	30.590	189.5	1:37.877	9	31.613	37.024	31.384	184.6	1:40.021	
5	<u>30.845</u>	36.029	<u>30.421</u>	189.5	<u>1:37.295</u>	10	31.428	36.890	31.791	188.5	1:40.109	

402 Dick van Elk										Praga R1 Praga R1									
lap	Sect-1	Speed	Sect-2	Speed	Sect-3	Speed	TopSpeed	laptime	pit	lap	Sect-1	Speed	Sect-2	Speed	Sect-3	Speed	TopSpeed	laptime	pit
1	Out		45.380		34.625	181.8		2:09.481		7	32.577		38.125		50.701	174.8		2:01.403	
2	34.527		44.570		33.322	184.6		1:52.419		8	33.690		40.032		31.647	183.7		1:45.369	
3	33.815		41.206		31.745	186.5		1:46.766		9	32.343		39.804		31.433	188.5		1:43.580	
4	32.686		41.770		32.908	188.5		1:47.364		10	32.388		<u>37.134</u>		31.867	187.5		1:41.389	
5	32.630		39.900		31.561	186.5		1:44.091		11	<u>31.997</u>		38.364		32.008	184.6		1:42.369	
6	32.509		37.317		<u>31.180</u>	189.5		<u>1:41.006</u>		12									

403 Wim Jeuris										Radical SR3L Radical SR3L									
lap	Sect-1	Speed	Sect-2	Speed	Sect-3	Speed	TopSpeed	laptime	pit	lap	Sect-1	Speed	Sect-2	Speed	Sect-3	Speed	TopSpeed	laptime	pit
1	Out		43.335		33.735	189.5		2:03.141		7	32.404		36.087		33.420	193.5		1:41.911	
2	34.143		37.879		31.768	195.7		1:43.790		8	32.181		35.955		30.762	197.8		1:38.898	
3	32.240		36.854		31.791	197.8		1:40.885		9	31.378		35.886		30.669	198.9		1:37.933	
4	31.803		36.161		In			1:49.307	P	10	31.336		<u>35.563</u>		<u>30.644</u>	195.7		<u>1:37.543</u>	
5	Out		37.288		In			2:51.992	P	11	<u>31.288</u>		35.771		30.694	196.7		1:37.753	
6	Out		38.136		30.907	200.0		2:00.246	P	12									

405 Cristian Holtappels										Ligier JS51 Ligier JS51									
lap	Sect-1	Speed	Sect-2	Speed	Sect-3	Speed	TopSpeed	laptime	pit	lap	Sect-1	Speed	Sect-2	Speed	Sect-3	Speed	TopSpeed	laptime	pit
1	Out		42.386		33.243	200.0		2:02.136		4	31.688		37.296		30.660	203.4		1:39.644	
2	34.694		42.155		In			2:06.496	P	5	31.496		<u>36.615</u>		<u>30.234</u>	203.4		<u>1:38.345</u>	
3	Out		37.688		31.175	201.1		2:43.401	P	6	<u>31.473</u>		37.059		In			2:04.917	P

Superprix Zolder 2017

Heat name : GT & Prototype Challenge - Qualifying
 Heat Date : 15 July 2017
 Weather :
 CIRCUITNAME : Zolder - 4000 mtr.

Participants Started	: 11	Participants Classified	: 11
Participants Finished	: 9	Participants Not Classified	: 2
Participants Not Finished	: 2		

Green flag at	: 09:55:01	Heat recording start time	: 09:54:53
Finish flag waved at	: 10:15:01	Heat recording end time	: 10:17:44
Total time under Green	: 20:00	Total of All Laps in Heat	: 111
Number of cautions	: 0	Total time under Yellow	: 00:00:00
Number of code-60's	: 0	Total time under Code-60	: 00:00:00

Summary of winners per class

Nbr	Name / Team name	Car	Cls	Fastest Laptime	In	Avg. Speed	Laps	Race Time
-----	------------------	-----	-----	-----------------	----	------------	------	-----------

Best Lap time history during the Heat

#	Nbr	lap time	in lap	Name	Car	time of day
1	202	1:35.799	2	Lequeux-Ueberecken	Ginetta G57 Ginetta G57	09:58:52
2	301	1:34.028	2	de Cock-Joosen-de Jonghe	Norma 20FC Norma 20FC	09:59:25
3	301	1:30.732	3	de Cock-Joosen-de Jonghe	Norma 20FC Norma 20FC	10:00:55
4	301	1:30.009	4	de Cock-Joosen-de Jonghe	Norma 20FC Norma 20FC	10:02:25
5	301	1:29.888	5	de Cock-Joosen-de Jonghe	Norma 20FC Norma 20FC	10:03:55
6	203	1:29.622	8	Smiechowski-Dreyspring	Ligier LMP3 Ligier LMP3	10:15:00

Summary of best laptimes per class

Nbr	Name / Team name	Car	Cls	Fastest Laptime	In	Speed
182	Berad-Charles-Aimé	HOWE Racing TA2 HOWE Racing T	SGT	1:39.690	10	144.45
301	de Cock-Joosen-de Jonghe	Norma 20FC Norma 20FC	CN	1:29.778	11	160.40
203	Smiechowski-Dreyspring	Ligier LMP3 Ligier LMP3	LMP3	1:29.622	8	160.67
401	Cor Euser	Praga R1 Praga R1	SR3	1:37.295	5	148.00

Superprix Zolder 2017

Result of GT & Prototype Challenge - Race 1
Result of Race 1

14 - 16 July 2017
Zolder - 4000 mtr.

Pos	Nbr	Name / Entrant	Car	Class	PIC	Gap	Diff	Fastest	In	Pit Stops	Total time in Pit
1	203	Smiechowski-Dreyspring Inter Europol Competition	Ligier LMP3	LMP3	1	-- 35 laps --		1:30.148	10	1	0:02:00
2	301	de Cock-Joosen-de Jonghe Deldiche Racing	Norma 20FC	CN	1	14.343	14.343	1:31.379	12	1	0:01:59
3	222	David Hauser Racing Experience	Ligier LMP3	LMP3	2	14.812	0.469	1:31.118	25	1	0:01:58
4	202	Lequeux-Ueberecken Prime Racing	Ginetta G57	LMP3	3	58.972	44.160	1:31.852	23	1	0:02:15
5	396	Gray-Hewitt VR Motorsport	Praga R1T	CN	2	-- 34 laps --	1:16.865	1:33.580	27	1	0:01:40
6	228	Oliver Freymuth Oliver Freymuth	Renault RS01 Trophy	LMP3	4	12.560	12.560	1:35.024	9	1	0:01:28
7	401	Cor Euser Blueberry Racing	Praga R1	SR3	1	-- 33 laps --	53.808	1:36.885	28	1	0:01:43
8	403	Wim Jeuris Wim Jeuris	Radical SR3L	SR3	2	42.579	42.579	1:36.789	7	1	0:02:11
9	402	Dick van Elk Blueberry Racing	Praga R1	SR3	3	-- 31 laps --	3:22.862	1:39.922	25	1	0:01:51
10	182	Berad-Charles-Aimé TransAm Euroracing	HOWE Racing TA2	SGT	1	2.051	2.051	1:41.514	11	2	0:02:40
Not Classified in Class SR3			Classification limit (75% of 33 Laps) = 25 Laps								
DNC	405	Cristian Holtappels EHK2	Ligier JS51	SR3		-- 22 laps --	7:26.917	1:38.500	4	2	0:01:43

Fastest time : 1:30.148 in lap 10 by nbr. 203 : Smiechowski-Dreyspring (Ligier LMP3)

Publication-time

Results: raceresults.nu

Timekeeping by : RSTime by Timeservice.nl

Time Printed 15-07-2017 - 16:44

Race Director

Steward

Timekeeper

Bobbe Veldkamp

Floortje Snoek



Superprix Zolder 2017

Result of GT & Prototype Challenge - Race 1

14 - 16 July 2017
Zolder - 4000 mtr.

Super GT division minimum 2.8 kg per HP including driver

Pos	Nbr	Name / Entrant	Gap	Diff	Fastest Laptime	In	Pit Stops	Total time in Pit
1	182	Berad-Charles-Aimé TransA m Euroracing	HOWE Racing TA2	-- 31 laps --	1:41.514	11	2	0:02:40

modern CN type cars manufactured after 2014 and cars

Pos	Nbr	Name / Entrant	Gap	Diff	Fastest Laptime	In	Pit Stops	Total time in Pit
1	301	de Cock-Joosen-de Jonghe Deldiche Racing	Norma 20FC	-- 35 laps --	1:31.379	12	1	0:01:59
2	396	Gray-Hewitt VR Motorsport	Praga R1T	-- 34 laps --	1:33.580	27	1	0:01:40

Class = LMP3

Pos	Nbr	Name / Entrant	Gap	Diff	Fastest Laptime	In	Pit Stops	Total time in Pit
1	203	Smiechowski-Dreyspring Inter Europol Competition	Ligier LMP3	-- 35 laps --	1:30.148	10	1	0:02:00
2	222	David Hauser Racing Experience	Ligier LMP3	14.812	14.812	25	1	0:01:58
3	202	Lequeux-Ueberecken Prime Racing	Ginetta G57	58.972	44.160	23	1	0:02:15
4	228	Oliver Freymuth Oliver Freymuth	Renault RS01 Trophy	-- 34 laps --	1:35.024	9	1	0:01:28

RadicalSR and cars with equal specifications or

Pos	Nbr	Name / Entrant	Gap	Diff	Fastest Laptime	In	Pit Stops	Total time in Pit
1	401	Cor Euser Blueberry Racing	Praga R1	-- 33 laps --	53.808	28	1	0:01:43
2	403	Wim Jeuris Wim Jeuris	Radical SR3L	42.579	42.579	7	1	0:02:11
3	402	Dick van Elk Blueberry Racing	Praga R1	-- 31 laps --	1:39.922	25	1	0:01:51

Not Classified in Class SR3

Classification limit (75% of 33 Laps) = 25 Laps

DNC	405	Cristian Holtappels EHK2	Ligier JS51	-- 22 laps --	1:38.500	4	2	0:01:43
-----	-----	-----------------------------	-------------	---------------	----------	---	---	---------

Fastest time : 1:30.148 in lap 10 by nbr. 203 : Smiechowski-Dreyspring (Ligier LMP3)

Publication-time

Results: raceresults.nu

Timekeeping by : RSTime by Timeservice.nl

Time Printed 15-07-2017 - 16:45

Race Director

Steward

Timekeeper



Bobbe Veldkamp

Floortje Snoek

Superprix Zolder 2017

GT & Prototype Challenge
Laptimes - Race 1

14 - 16 July 2017
Zolder - 4000 mtr.

Nbr	Name	Laps	lap	Lap ..1	Lap ..2	Lap ..3	Lap ..4	Lap ..5	Lap ..6	Lap ..7	Lap ..8	Lap ..9	Lap ..0
203	Smiechow ski-Dreyspring	35	1 - 10	1:34.629	1:32.000	1:33.604	1:31.407	1:31.215	1:30.776	1:30.485	1:31.007	1:30.572	1:30.148
			11 - 20	1:31.044	1:31.125	1:30.742	1:33.203	1:31.343	1:31.617	1:31.251	1:30.884	1:39.517	3:27.764
			21 - 30	1:32.705	1:32.213	1:32.782	1:33.175	1:31.925	1:31.639	1:31.693	1:32.631	1:31.755	1:32.778
			31 - 40	1:32.589	1:31.766	1:31.508	1:32.133	1:32.215					
301	de Cock-Joosen-de Jonghe	35	1 - 10	1:37.907	1:33.274	1:34.663	1:32.551	1:32.044	1:32.137	1:31.966	1:31.814	1:32.147	1:31.753
			11 - 20	1:31.867	1:31.379	1:31.463	1:31.752	1:31.667	1:31.880	1:32.495	1:32.337	1:39.678	3:24.473
			21 - 30	1:31.733	1:31.465	1:31.832	1:31.933	1:32.648	1:31.734	1:33.410	1:31.971	1:31.734	1:31.902
			31 - 40	1:32.370	1:32.118	1:32.768	1:32.551	1:32.642					
222	David Hauser	35	1 - 10	1:37.351	1:33.346	1:34.499	1:32.606	1:31.993	1:31.986	1:32.111	1:31.505	1:32.090	1:31.365
			11 - 20	1:31.355	1:31.760	1:31.778	1:31.781	1:31.605	1:31.867	1:40.797	3:23.319	1:32.101	1:35.041
			21 - 30	1:31.360	1:31.491	1:32.996	1:32.674	1:31.118	1:31.421	1:33.062	1:32.254	1:31.205	1:32.790
			31 - 40	1:31.696	1:34.327	1:32.866	1:31.468	1:31.389					
202	Lequeux-Ueberecken	35	1 - 10	1:38.854	1:34.067	1:33.875	1:32.839	1:32.853	1:32.588	1:32.571	1:31.895	1:33.003	1:32.246
			11 - 20	1:32.822	1:32.189	1:32.180	1:32.221	1:32.606	1:32.319	1:32.836	1:33.078	1:35.249	1:41.512
			21 - 30	3:46.300	1:33.248	1:31.852	1:32.394	1:32.184	1:32.659	1:35.402	1:32.463	1:32.070	1:32.176
			31 - 40	1:32.588	1:31.889	1:33.375	1:32.767	1:33.080					
396	Gray-Hewitt	34	1 - 10	1:41.739	1:37.623	1:41.951	1:35.791	2:01.036	1:36.204	1:35.082	1:34.862	1:35.003	1:34.857
			11 - 20	1:34.792	1:35.355	1:36.667	1:35.637	1:36.301	1:36.719	1:47.209	3:10.487	1:34.369	1:34.165
			21 - 30	1:34.315	1:35.885	1:34.783	1:33.933	1:33.969	1:33.740	1:33.580	1:33.785	1:35.882	1:36.048
			31 - 40	1:33.961	1:34.337	1:35.664	1:34.081						
228	Oliver Freymuth	34	1 - 10	1:41.125	1:37.534	1:41.531	1:36.142	1:35.620	1:36.502	1:35.482	1:35.459	1:35.024	1:36.243
			11 - 20	1:38.363	1:36.004	1:36.590	1:35.997	1:37.022	1:47.296	3:01.844	1:36.539	1:36.215	1:35.287
			21 - 30	1:36.337	1:38.977	1:38.547	1:36.364	1:35.525	1:39.758	1:35.138	1:36.240	1:36.482	1:37.877
			31 - 40	1:35.961	1:37.423	1:36.102	1:39.746						
401	Cor Euser	33	1 - 10	1:43.613	1:38.427	1:40.033	1:38.267	1:39.290	1:38.111	1:37.321	1:37.471	1:37.396	1:37.159
			11 - 20	1:37.427	1:37.124	1:38.454	1:39.260	1:37.224	1:38.218	1:38.061	1:47.145	3:12.034	1:37.891
			21 - 30	1:37.236	1:38.542	1:37.279	1:36.940	1:36.990	1:39.704	1:37.269	1:36.885	1:40.462	1:37.363
			31 - 40	1:40.029	1:39.038	1:38.142							
403	Wim Jeuris	33	1 - 10	1:42.809	1:38.425	1:40.271	1:37.409	1:42.964	1:37.483	1:36.789	1:36.961	1:37.434	1:37.123
			11 - 20	1:37.883	1:37.228	1:39.704	1:38.166	1:38.289	1:37.801	1:37.170	1:38.283	1:37.647	1:46.817
			21 - 30	3:42.908	1:38.934	1:38.743	1:38.779	1:38.359	1:39.006	1:38.754	1:39.728	1:38.755	1:38.774
			31 - 40	1:39.282	1:39.714	1:40.083							
402	Dick van Elk	31	1 - 10	1:46.958	3:19.146	2:02.161	1:45.158	1:42.458	1:42.847	1:44.820	1:42.560	1:41.155	1:41.097
			11 - 20	1:41.790	1:40.700	1:41.647	1:52.751	3:27.062	1:41.118	1:40.905	1:40.836	1:40.649	1:40.617
			21 - 30	1:42.266	1:41.062	1:40.325	1:40.279	1:39.922	1:40.585	1:40.826	1:42.078	1:41.372	1:41.859
			31 - 40	1:43.637									
182	Berad-Charles-Aimé	31	1 - 10	1:45.617	1:43.987	1:41.699	1:42.979	1:42.630	1:43.178	1:41.608	1:42.067	1:43.707	1:43.884
			11 - 20	1:41.514	1:43.474	1:42.220	1:41.663	1:42.605	1:52.416	3:50.761	1:43.722	1:59.161	2:07.098
			21 - 30	1:48.772	1:43.958	1:43.450	1:46.086	1:43.950	1:43.147	1:44.995	1:46.666	1:44.582	1:44.290
			31 - 40	1:47.239									
405	Cristian Holtappels	22	1 - 10	1:45.837	1:41.006	1:39.786	1:38.500	1:40.198	1:39.972	1:40.109	1:41.261	1:39.358	1:38.716
			11 - 20	1:38.764	1:39.172	1:38.611	1:39.369	1:39.854	1:40.144	1:56.517	3:15.499	1:41.335	1:40.035
			21 - 30	1:41.251	2:22.481								

Superprix Zolder 2017

GT & Prototype Challenge
Sector analyse - Race 1

14 - 16 July 2017
Zolder - 4000 mtr.

Pos	Nbr	Name / Team name	Sector 1			Sector 2			Sector 3			Theoretical best	Actual best	In
			time	Lap	pos	time	Lap	pos	time	Lap	pos			
1	203	Smiechowski-Dreyspring	28.500	9	1	33.212	7	1	28.350	10	1	1:30.062	1:30.148	10
2	301	de Cock-Joosen-de Jonghe	28.569	22	2	33.506	28	3	28.875	12	4	1:30.950	1:31.379	12
3	222	David Hauser	28.662	10	3	33.467	35	2	28.568	15	2	1:30.697	1:31.118	25
4	202	Lequeux-Ueberecken	28.890	31	4	33.744	23	4	28.673	8	3	1:31.307	1:31.852	23
5	396	Gray-Hewitt	29.613	26	5	34.351	28	5	29.364	27	5	1:33.328	1:33.580	27
6	228	Oliver Freymuth	30.476	31	7	34.899	9	6	29.483	4	6	1:34.858	1:35.024	9
7	401	Cor Euser	30.416	10	6	35.576	28	7	30.537	9	9	1:36.529	1:36.885	28
8	403	Wim Jeuris	30.731	10	8	35.609	7	8	30.325	8	8	1:36.665	1:36.789	7
9	402	Dick van Elk	31.885	26	10	36.668	24	10	31.015	25	11	1:39.568	1:39.922	25
10	182	Berad-Charles-Aimé	32.498	11	11	37.237	2	11	30.907	3	10	1:40.642	1:41.514	11
11	405	Cristian Holtappels	31.233	12	9	36.511	4	9	30.298	4	7	1:38.042	1:38.500	4

Superprix Zolder 2017

GT & Prototype Challenge
Laps and Sector Times - Race 1

14 - 16 July 2017
Zolder - 4000 mtr.

182 Berad-Charles-Aimé									HOWE Racing TA2										
lap	Sect-1	Speed	Sect-2	Speed	Sect-3	Speed	TopSpeed	laptime	pit	lap	Sect-1	Speed	Sect-2	Speed	Sect-3	Speed	TopSpeed	laptime	pit
1	34.854		38.658		32.105	211.8		1:45.617		17	Out		39.618		32.888	204.5		3:50.761	P
2	33.357		<u>37.237</u>		33.393	206.9		1:43.987		18	33.204		38.188		32.330	204.5		1:43.722	
3	33.508		37.284		<u>30.907</u>	213.0		1:41.699		19	33.037		41.706		In			1:59.161	P
4	32.512		39.274		31.193	210.5		1:42.979		20	Out		40.251		32.006	205.7		2:07.098	P
5	33.240		37.346		32.044	210.5		1:42.630		21	33.788		42.661		32.323	205.7		1:48.772	
6	33.585		37.914		31.679	210.5		1:43.178		22	33.779		38.002		32.177	204.5		1:43.958	
7	32.698		37.728		31.182	211.8		1:41.608		23	33.237		38.098		32.115	204.5		1:43.450	
8	32.708		37.540		31.819	180.9		1:42.067		24	33.401		39.838		32.847	204.5		1:46.086	
9	33.533		37.829		32.345	175.6		1:43.707		25	33.239		38.982		31.729	208.1		1:43.950	
10	33.932		38.685		31.267	210.5		1:43.884		26	33.136		37.793		32.218	204.5		1:43.147	
11	<u>32.498</u>		37.576		31.440	210.5		<u>1:41.514</u>		27	33.160		39.226		32.609	204.5		1:44.995	
12	32.908		37.294		33.272	209.3		1:43.474		28	33.559		38.294		34.813	203.4		1:46.666	
13	33.186		37.480		31.554	210.5		1:42.220		29	33.555		38.636		32.391	204.5		1:44.582	
14	32.657		37.808		31.198	210.5		1:41.663		30	33.278		38.554		32.458	205.7		1:44.290	
15	32.761		37.747		32.097	211.8		1:42.605		31	33.254		39.522		34.463	204.5		1:47.239	
16	32.988		38.177		In			1:52.416	P	32									

202 Lequeux-Ueberecken									Ginetta G57										
lap	Sect-1	Speed	Sect-2	Speed	Sect-3	Speed	TopSpeed	laptime	pit	lap	Sect-1	Speed	Sect-2	Speed	Sect-3	Speed	TopSpeed	laptime	pit
1	33.018		36.213		29.623	215.6		1:38.854		19	30.668		35.049		29.532	219.5		1:35.249	
2	29.934		35.013		29.120	216.9		1:34.067		20	30.238		34.214		In			1:41.512	P
3	30.201		34.469		29.205	219.5		1:33.875		21	Out		34.792		29.656	218.2		3:46.300	P
4	29.360		34.444		29.035	219.5		1:32.839		22	29.612		34.487		29.149	220.9		1:33.248	
5	29.645		34.359		28.849	220.9		1:32.853		23	29.351		<u>33.744</u>		28.757	219.5		<u>1:31.852</u>	
6	29.392		34.396		28.800	219.5		1:32.588		24	29.030		34.502		28.862	220.9		1:32.394	
7	29.493		34.176		28.902	219.5		1:32.571		25	29.113		34.036		29.035	218.2		1:32.184	
8	29.337		33.885		<u>28.673</u>	219.5		1:31.895		26	29.599		33.998		29.062	220.9		1:32.659	
9	29.174		34.355		29.474	219.5		1:33.003		27	29.814		35.858		29.730	219.5		1:35.402	
10	29.365		33.991		28.890	218.2		1:32.246		28	29.470		34.104		28.889	220.9		1:32.463	
11	29.471		34.568		28.783	218.2		1:32.822		29	29.055		34.092		28.923	222.2		1:32.070	
12	29.325		34.048		28.816	219.5		1:32.189		30	29.051		34.067		29.058	223.6		1:32.176	
13	29.215		34.038		28.927	220.9		1:32.180		31	<u>28.890</u>		34.485		29.213	222.2		1:32.588	
14	29.351		33.945		28.925	219.5		1:32.221		32	29.032		33.882		28.975	220.9		1:31.889	
15	29.518		34.070		29.018	218.2		1:32.606		33	29.088		34.858		29.429	223.6		1:33.375	
16	29.356		34.195		28.768	220.9		1:32.319		34	29.437		34.258		29.072	222.2		1:32.767	
17	29.432		34.319		29.085	220.9		1:32.836		35	29.538		34.388		29.154	220.9		1:33.080	
18	29.391		34.297		29.390	219.5		1:33.078		36									

203 Smiechowski-Dreyspring									Ligier LMP3										
lap	Sect-1	Speed	Sect-2	Speed	Sect-3	Speed	TopSpeed	laptime	pit	lap	Sect-1	Speed	Sect-2	Speed	Sect-3	Speed	TopSpeed	laptime	pit
1	31.125		34.434		29.070	209.3		1:34.629		19	29.180		33.617		In			1:39.517	P
2	29.365		33.772		28.863	210.5		1:32.000		20	Out		35.028		29.263	210.5		3:27.764	P
3	31.006		33.546		29.052	210.5		1:33.604		21	29.456		34.229		29.020	210.5		1:32.705	
4	29.143		33.425		28.839	211.8		1:31.407		22	29.391		34.074		28.748	209.3		1:32.213	
5	28.976		33.447		28.792	211.8		1:31.215		23	29.226		34.440		29.116	211.8		1:32.782	
6	28.664		33.447		28.665	211.8		1:30.776		24	29.136		34.763		29.276	211.8		1:33.175	
7	28.653		<u>33.212</u>		28.620	211.8		1:30.485		25	29.001		33.941		28.983	211.8		1:31.925	
8	28.530		33.945		28.532	211.8		1:31.007		26	28.845		34.001		28.793	209.3		1:31.639	
9	<u>28.500</u>		33.287		28.785	211.8		1:30.572		27	28.960		33.981		28.752	211.8		1:31.693	
10	28.537		33.261		<u>28.350</u>	211.8		<u>1:30.148</u>		28	29.051		34.254		29.326	213.0		1:32.631	
11	28.657		33.371		29.016	211.8		1:31.044		29	29.007		33.836		28.912	211.8		1:31.755	
12	29.147		33.374		28.604	211.8		1:31.125		30	29.515		34.166		29.097	211.8		1:32.778	
13	28.797		33.414		28.531	213.0		1:30.742		31	29.021		34.047		29.521	211.8		1:32.589	
14	28.529		34.416		30.258	210.5		1:33.203		32	28.948		33.813		29.005	211.8		1:31.766	
15	29.370		33.375		28.598	211.8		1:31.343		33	29.063		33.730		28.715	211.8		1:31.508	
16	28.907		33.724		28.986	213.0		1:31.617		34	28.937		34.368		28.828	211.8		1:32.133	
17	28.825		33.314		29.112	213.0		1:31.251		35	29.135		34.038		29.042	211.8		1:32.215	
18	28.813		33.322		28.749	211.8		1:30.884		36									

222 David Hauser									Ligier LMP3										
lap	Sect-1	Speed	Sect-2	Speed	Sect-3	Speed	TopSpeed	laptime	pit	lap	Sect-1	Speed	Sect-2	Speed	Sect-3	Speed	TopSpeed	laptime	pit
1	32.263		35.607		29.481	210.5		1:37.351		19	29.222		34.027		28.852	209.3		1:32.101	
2	29.635		34.580		29.131	210.5		1:33.346		20	30.619		35.247		29.175	214.3		1:35.041	

Superprix Zolder 2017

GT & Prototype Challenge

14 - 16 July 2017

Laps and Sector Times - Race 1

Zolder - 4000 mtr.

3	30.573	34.913	29.013	211.8	1:34.499	21	29.015	33.678	28.667	213.0	1:31.360
4	29.198	34.535	28.873	211.8	1:32.606	22	28.820	33.853	28.818	214.3	1:31.491
5	28.969	34.154	28.870	213.0	1:31.993	23	28.865	34.492	29.639	211.8	1:32.996
6	28.895	34.212	28.879	213.0	1:31.986	24	28.856	34.709	29.109	211.8	1:32.674
7	28.821	34.242	29.048	211.8	1:32.111	25	28.720	33.769	28.629	211.8	<u>1:31.118</u>
8	28.849	33.990	28.666	214.3	1:31.505	26	28.889	33.848	28.684	215.6	1:31.421
9	28.736	34.511	28.843	208.1	1:32.090	27	28.739	35.000	29.323	213.0	1:33.062
10	<u>28.662</u>	33.935	28.768	208.1	1:31.365	28	29.111	34.115	29.028	214.3	1:32.254
11	28.869	33.811	28.675	216.9	1:31.355	29	28.673	33.872	28.660	215.6	1:31.205
12	28.896	34.131	28.733	214.3	1:31.760	30	29.256	34.660	28.874	213.0	1:32.790
13	28.710	33.792	29.276	211.8	1:31.778	31	28.943	33.725	29.028	214.3	1:31.696
14	28.690	34.125	28.966	211.8	1:31.781	32	29.017	34.192	31.118	213.0	1:34.327
15	28.992	34.045	<u>28.568</u>	214.3	1:31.605	33	29.283	34.560	29.023	214.3	1:32.866
16	28.759	33.865	29.243	215.6	1:31.867	34	28.869	33.854	28.745	214.3	1:31.468
17	29.559	34.540	In		1:40.797 P	35	28.871	<u>33.467</u>	29.051	213.0	1:31.389
18	Out	34.561	28.954	211.8	3:23.319 P	36					

228 Oliver Freymuth								Renault RS01 Trophy											
lap	Sect-1	Speed	Sect-2	Speed	Sect-3	Speed	TopSpeed	laptime	pit	lap	Sect-1	Speed	Sect-2	Speed	Sect-3	Speed	Topspeed	laptime	pit
1	34.258		36.798		30.069	208.1		1:41.125		18	30.828		35.595		30.116	206.9		1:36.539	
2	30.854		36.550		30.130	209.3		1:37.534		19	30.750		35.660		29.805	209.3		1:36.215	
3	35.246		36.573		29.712	210.5		1:41.531		20	30.571		35.191		29.525	209.3		1:35.287	
4	31.167		35.492		<u>29.483</u>	210.5		1:36.142		21	30.986		34.939		30.412	209.3		1:36.337	
5	30.708		35.328		29.584	209.3		1:35.620		22	32.843		35.935		30.199	209.3		1:38.977	
6	30.789		35.571		30.142	208.1		1:36.502		23	30.669		36.540		31.338	209.3		1:38.547	
7	30.881		35.091		29.510	210.5		1:35.482		24	31.069		35.541		29.754	213.0		1:36.364	
8	30.560		35.015		29.884	210.5		1:35.459		25	30.517		35.226		29.782	209.3		1:35.525	
9	30.599		<u>34.899</u>		29.526	208.1		<u>1:35.024</u>		26	30.762		37.983		31.013	210.5		1:39.758	
10	30.772		35.754		29.717	209.3		1:36.243		27	30.571		34.928		29.639	210.5		1:35.138	
11	30.631		37.739		29.993	210.5		1:38.363		28	30.898		35.540		29.802	211.8		1:36.240	
12	30.878		35.537		29.589	210.5		1:36.004		29	30.494		36.291		29.697	213.0		1:36.482	
13	30.706		36.027		29.857	210.5		1:36.590		30	30.623		37.417		29.837	211.8		1:37.877	
14	30.722		35.235		30.040	210.5		1:35.997		31	<u>30.476</u>		35.711		29.774	209.3		1:35.961	
15	30.613		36.002		30.407	210.5		1:37.022		32	30.627		36.396		30.400	210.5		1:37.423	
16	32.282		36.034		In			1:47.296 P		33	30.751		35.518		29.833	211.8		1:36.102	
17	Out		35.814		29.913	209.3		3:01.844 P		34	30.609		37.393		31.744	209.3		1:39.746	

301 de Cock-Joosen-de Jonghe								Norma 20FC											
lap	Sect-1	Speed	Sect-2	Speed	Sect-3	Speed	TopSpeed	laptime	pit	lap	Sect-1	Speed	Sect-2	Speed	Sect-3	Speed	Topspeed	laptime	pit
1	33.010		35.457		29.440	202.2		1:37.907		19	29.923		33.754		In			1:39.678 P	
2	29.881		34.376		29.017	201.1		1:33.274		20	Out		34.557		29.049	203.4		3:24.473 P	
3	30.711		34.856		29.096	202.2		1:34.663		21	28.731		33.826		29.176	202.2		1:31.733	
4	29.411		34.189		28.951	204.5		1:32.551		22	<u>28.569</u>		33.749		29.147	204.5		1:31.465	
5	29.362		33.758		28.924	202.2		1:32.044		23	28.760		33.806		29.266	202.2		1:31.832	
6	29.130		34.114		28.893	202.2		1:32.137		24	28.937		33.784		29.212	203.4		1:31.933	
7	29.142		33.822		29.002	202.2		1:31.966		25	29.331		34.111		29.206	204.5		1:32.648	
8	29.040		33.733		29.041	202.2		1:31.814		26	29.212		33.555		28.967	203.4		1:31.734	
9	29.074		34.030		29.043	198.9		1:32.147		27	29.012		35.266		29.132	204.5		1:33.410	
10	29.017		33.687		29.049	195.7		1:31.753		28	29.309		<u>33.506</u>		29.156	204.5		1:31.971	
11	29.440		33.539		28.888	201.1		1:31.867		29	28.891		33.608		29.235	202.2		1:31.734	
12	28.848		33.656		<u>28.875</u>	200.0		<u>1:31.379</u>		30	28.857		34.057		28.988	204.5		1:31.902	
13	28.770		33.586		29.107	200.0		1:31.463		31	28.783		33.880		29.707	203.4		1:32.370	
14	29.114		33.664		28.974	197.8		1:31.752		32	28.920		34.036		29.162	203.4		1:32.118	
15	28.880		33.716		29.071	198.9		1:31.667		33	29.440		34.233		29.095	203.4		1:32.768	
16	28.802		33.829		29.249	201.1		1:31.880		34	28.929		34.047		29.575	198.9		1:32.551	
17	29.258		34.240		28.997	198.9		1:32.495		35	29.410		33.780		29.452	200.0		1:32.642	
18	28.646		34.562		29.129	198.9		1:32.337		36									

396 Gray-Hewitt								Praga R1T											
lap	Sect-1	Speed	Sect-2	Speed	Sect-3	Speed	TopSpeed	laptime	pit	lap	Sect-1	Speed	Sect-2	Speed	Sect-3	Speed	Topspeed	laptime	pit
1	33.794		36.521		31.424	203.4		1:41.739		18	Out		35.618		30.100	204.5		3:10.487 P	
2	31.464		35.854		30.305	201.1		1:37.623		19	30.188		34.717		29.464	203.4		1:34.369	
3	34.963		36.671		30.317	204.5		1:41.951		20	29.953		34.669		29.543	205.7		1:34.165	
4	30.826		35.349		29.616	203.4		1:35.791		21	29.788		34.613		29.914	204.5		1:34.315	
5	55.633		35.195		30.208	188.5		2:01.036		22	30.030		35.375		30.480	204.5		1:35.885	
6	31.531		34.984		29.689	205.7		1:36.204		23	30.071		34.904		29.808	203.4		1:34.783	

Superprix Zolder 2017

GT & Prototype Challenge

Laps and Sector Times - Race 1

14 - 16 July 2017

Zolder - 4000 mtr.

7	30.210	35.037	29.835	204.5	1:35.082	24	29.866	34.436	29.631	204.5	1:33.933
8	30.309	34.954	29.599	204.5	1:34.862	25	29.841	34.445	29.683	205.7	1:33.969
9	30.369	35.048	29.586	202.2	1:35.003	26	<u>29.613</u>	34.550	29.577	206.9	1:33.740
10	30.281	35.088	29.488	205.7	1:34.857	27	29.841	34.375	<u>29.364</u>	205.7	<u>1:33.580</u>
11	30.081	34.701	30.010	203.4	1:34.792	28	29.804	<u>34.351</u>	29.630	206.9	1:33.785
12	30.351	34.857	30.147	204.5	1:35.355	29	29.958	36.115	29.809	208.1	1:35.882
13	30.213	36.108	30.346	202.2	1:36.667	30	30.587	35.914	29.547	205.7	1:36.048
14	31.151	34.844	29.642	206.9	1:35.637	31	29.909	34.505	29.547	204.5	1:33.961
15	30.441	35.475	30.385	203.4	1:36.301	32	29.856	34.918	29.563	208.1	1:34.337
16	30.673	35.986	30.060	206.9	1:36.719	33	30.543	34.666	30.455	205.7	1:35.664
17	30.576	36.591	In		1:47.209 P	34	29.691	34.800	29.590	200.0	1:34.081

401 Cor Euser									Praga R1										
lap	Sect-1	Speed	Sect-2	Speed	Sect-3	Speed	TopSpeed	laptime	pit	lap	Sect-1	Speed	Sect-2	Speed	Sect-3	Speed	Topspeed	laptime	pit
1	34.708		37.721		31.184	186.5		1:43.613		18	30.806		36.093		In			1:47.145	P
2	31.251		36.140		31.036	187.5		1:38.427		19	Out		37.363		30.887	186.5		3:12.034	P
3	31.997		37.315		30.721	186.5		1:40.033		20	30.743		36.028		31.120	185.6		1:37.891	
4	31.157		36.240		30.870	186.5		1:38.267		21	30.561		35.724		30.951	186.5		1:37.236	
5	32.399		36.248		30.643	186.5		1:39.290		22	31.280		36.537		30.725	188.5		1:38.542	
6	30.596		36.602		30.913	185.6		1:38.111		23	30.679		35.848		30.752	185.6		1:37.279	
7	30.655		36.063		30.603	187.5		1:37.321		24	30.519		35.827		30.594	186.5		1:36.940	
8	30.853		35.929		30.689	186.5		1:37.471		25	30.534		35.774		30.682	186.5		1:36.990	
9	30.822		36.037		<u>30.537</u>	187.5		1:37.396		26	30.565		37.694		31.445	186.5		1:39.704	
10	<u>30.416</u>		36.049		30.694	186.5		1:37.159		27	30.655		35.849		30.765	186.5		1:37.269	
11	30.703		35.741		30.983	186.5		1:37.427		28	30.465		<u>35.576</u>		30.844	186.5		<u>1:36.885</u>	
12	30.603		35.653		30.868	185.6		1:37.124		29	30.582		38.982		30.898	187.5		1:40.462	
13	30.733		36.863		30.858	186.5		1:38.454		30	30.912		35.726		30.725	186.5		1:37.363	
14	32.061		35.974		31.225	185.6		1:39.260		31	31.623		37.150		31.256	185.6		1:40.029	
15	30.665		35.998		30.561	187.5		1:37.224		32	30.874		37.059		31.105	187.5		1:39.038	
16	31.144		36.387		30.687	188.5		1:38.218		33	31.016		36.546		30.580	188.5		1:38.142	
17	30.888		36.331		30.842	187.5		1:38.061		34									

402 Dick van Elk									Praga R1										
lap	Sect-1	Speed	Sect-2	Speed	Sect-3	Speed	TopSpeed	laptime	pit	lap	Sect-1	Speed	Sect-2	Speed	Sect-3	Speed	Topspeed	laptime	pit
1	35.461		38.724		32.773	182.7		1:46.958		17	32.265		37.238		31.402	185.6		1:40.905	
2	2:05.956		40.826		32.364	182.7		3:19.146		18	32.178		37.264		31.394	187.5		1:40.836	
3	34.088		54.485		33.588	182.7		2:02.161		19	32.310		36.684		31.655	187.5		1:40.649	
4	34.176		38.870		32.112	183.7		1:45.158		20	32.256		37.045		31.316	187.5		1:40.617	
5	32.830		37.828		31.800	184.6		1:42.458		21	32.408		38.149		31.709	185.6		1:42.266	
6	32.378		38.017		32.452	184.6		1:42.847		22	32.423		37.124		31.515	187.5		1:41.062	
7	32.774		39.442		32.604	185.6		1:44.820		23	32.228		36.701		31.396	185.6		1:40.325	
8	32.585		38.258		31.717	185.6		1:42.560		24	32.278		<u>36.668</u>		31.333	185.6		1:40.279	
9	32.688		37.066		31.401	184.6		1:41.155		25	32.052		36.855		<u>31.015</u>	186.5		<u>1:39.922</u>	
10	32.510		37.321		31.266	187.5		1:41.097		26	<u>31.885</u>		37.246		31.454	186.5		1:40.585	
11	31.989		37.208		32.593	184.6		1:41.790		27	32.028		36.922		31.876	188.5		1:40.826	
12	32.157		36.870		31.673	186.5		1:40.700		28	32.941		37.399		31.738	185.6		1:42.078	
13	32.237		37.609		31.801	183.7		1:41.647		29	32.456		37.556		31.360	187.5		1:41.372	
14	33.714		37.043		In			1:52.751 P		30	32.587		37.651		31.621	186.5		1:41.859	
15	Out		37.824		33.739	184.6		3:27.062 P		31	33.239		38.478		31.920	182.7		1:43.637	
16	32.498		37.035		31.585	184.6		1:41.118		32									

403 Wim Jeuris									Radical SR3L										
lap	Sect-1	Speed	Sect-2	Speed	Sect-3	Speed	TopSpeed	laptime	pit	lap	Sect-1	Speed	Sect-2	Speed	Sect-3	Speed	Topspeed	laptime	pit
1	34.472		37.475		30.862	195.7		1:42.809		18	31.593		35.878		30.812	195.7		1:38.283	
2	31.634		36.177		30.614	194.6		1:38.425		19	31.272		35.827		30.548	195.7		1:37.647	
3	32.711		36.765		30.795	195.7		1:40.271		20	31.415		35.939		In			1:46.817	P
4	31.403		35.634		30.372	194.6		1:37.409		21	Out		36.848		31.129	192.5		3:42.908	P
5	36.044		36.472		30.448	195.7		1:42.964		22	31.645		36.528		30.761	193.5		1:38.934	
6	31.212		35.894		30.377	193.5		1:37.483		23	31.561		36.345		30.837	193.5		1:38.743	
7	30.782		<u>35.609</u>		30.398	195.7		<u>1:36.789</u>		24	31.312		36.421		31.046	193.5		1:38.779	
8	30.925		35.711		<u>30.325</u>	195.7		1:36.961		25	31.488		36.037		30.834	192.5		1:38.359	
9	31.101		35.734		30.599	195.7		1:37.434		26	31.747		36.259		31.000	195.7		1:39.006	
10	<u>30.731</u>		35.776		30.616	196.7		1:37.123		27	31.376		36.467		30.911	193.5		1:38.754	
11	31.010		36.316		30.557	195.7		1:37.883		28	31.678		36.965		31.085	195.7		1:39.728	
12	30.987		35.667		30.574	194.6		1:37.228		29	31.437		36.244		31.074	192.5		1:38.755	
13	31.046		37.835		30.823	195.7		1:39.704		30	31.442		36.439		30.893	193.5		1:38.774	

Superprix Zolder 2017

GT & Prototype Challenge

14 - 16 July 2017

Laps and Sector Times - Race 1

Zolder - 4000 mtr.

14	31.058	36.425	30.683	196.7	1:38.166	31	31.657	36.476	31.149	194.6	1:39.282
15	31.046	35.877	31.366	197.8	1:38.289	32	31.879	36.591	31.244	194.6	1:39.714
16	31.246	36.157	30.398	196.7	1:37.801	33	32.166	36.742	31.175	193.5	1:40.083
17	30.998	35.730	30.442	196.7	1:37.170	34					

405 Cristian Holtappels										Ligier JS51									
lap	Sect-1	Speed	Sect-2	Speed	Sect-3	Speed	TopSpeed	laptime	pit	lap	Sect-1	Speed	Sect-2	Speed	Sect-3	Speed	Topspeed	laptime	pit
1	35.059		38.845		31.933	200.0		1:45.837		12	31.233		36.943		30.996	205.7		1:39.172	
2	33.177		37.497		30.332	203.4		1:41.006		13	31.637		36.609		30.365	203.4		1:38.611	
3	31.911		37.238		30.637	203.4		1:39.786		14	31.512		37.300		30.557	203.4		1:39.369	
4	31.691		<u>36.511</u>		<u>30.298</u>	202.2		<u>1:38.500</u>		15	31.491		37.043		31.320	201.1		1:39.854	
5	32.531		37.313		30.354	203.4		1:40.198		16	31.711		37.818		30.615	201.1		1:40.144	
6	31.685		37.177		31.110	200.0		1:39.972		17	31.636		37.859		In			1:56.517	P
7	31.722		37.232		31.155	197.8		1:40.109		18	Out		38.015		31.441	196.7		3:15.499	P
8	31.909		38.430		30.922	198.9		1:41.261		19	31.937		38.415		30.983	197.8		1:41.335	
9	31.812		36.830		30.716	202.2		1:39.358		20	31.831		37.394		30.810	202.2		1:40.035	
10	31.373		36.667		30.676	204.5		1:38.716		21	31.798		37.005		32.448	155.8		1:41.251	
11	31.353		36.914		30.497	201.1		1:38.764		22	38.312		51.519		In			2:22.481	P

Superprix Zolder 2017

14 - 16 July 2017
 Zolder - 4000 mtr.

Starting grid - GT & Prototype Challenge - Race 1

Start Time : 15:35 - Heat Duration : 1 Hour

Pos	Nbr	Name	time
10	182	Berad-Charles-Aimé	1: 39.690
8	403	Wim Jeuris	1: 37.543
6	228	Oliver Freymuth	1: 33.510
4	202	Lequeux-Ueberecken	1: 32.791
2	301	de Cock-Joosen-de Jonghe	1: 29.778

Row 6

Row 5

Row 4

Row 3



Row 2

Row 1

Pos	Nbr	Name	time
11	402	Dick van Elk	1: 41.006
9	405	Cristian Holtappels	1: 38.345
7	401	Cor Euser	1: 37.295
5	396	Gray-Hewitt	1: 33.303
3	222	David Hauser	1: 31.057
1	203	Smiechowski-Dreyspring	1: 29.622

Pole Left

----- STARTLINE -----

Results: raceresults.nu		Timekeeping by : RSTime by Timeservice.nl		Publication-time	
Race Director		Steward		Time Printed 15-07-2017 - 10:23	
Bobbe Veldkamp				 Timekeeper Floortje Snoek	
Page 1 of 1					

Superprix Zolder 2017

Heat name : GT & Prototype Challenge - Race 1
 Heat Date : 15 July 2017
 Weather :
 CIRCUITNAME : Zolder - 4000 mtr.

Participants Started	: 11	Participants Classified	: 10
Participants Finished	: 10	Participants Not Classified	: 1
Participants Not Finished	: 1		

Green flag at	: 15:47:48	Heat recording start time	: 15:40:48
Finish flag waved at	: 16:43:28	Heat recording end time	: 16:45:10
Total time under Green	: 55:39	Total of All Laps in Heat	: 358
Number of cautions	: 0	Total time under Yellow	: 00:00:00
Number of code-60's	: 0	Total time under Code-60	: 00:00:00

Summary of winners per class

Nbr	Name / Team name	Car	Cls	Fastest Laptime	In	Avg. Speed	Laps	Race Time
203	Smiechowski-Dreyspring	Ligier LMP3	LMP3	1:30.148	10	150.90	35	55:39.792
301	de Cock-Joosen-de Jonghe	Norma 20FC	CN	1:31.379	12	150.26	35	55:54.135
401	Cor Euser	Praga R1	SR3	1:36.885	28	141.88	33	55:49.171
182	Berad-Charles-Aimé	HOWE Racing TA2	SGT	1:41.514	11	131.41	31	56:36.866

Leader history during the Heat

#	Nbr	Lap	to Lap	Name	Car
1	203	1	19	Smiechowski-Dreyspring	Ligier LMP3
2	202	20	20	Lequeux-Ueberecken	Ginetta G57
3	203	21	35	Smiechowski-Dreyspring	Ligier LMP3

Best Lap time history during the Heat

#	Nbr	lap time	in lap	Name	Car	time of day
1	203	1:34.629	1	Smiechowski-Dreyspring	Ligier LMP3	15:49:25
2	203	1:32.000	2	Smiechowski-Dreyspring	Ligier LMP3	15:50:57
3	203	1:31.407	4	Smiechowski-Dreyspring	Ligier LMP3	15:54:02
4	203	1:31.215	5	Smiechowski-Dreyspring	Ligier LMP3	15:55:33
5	203	1:30.776	6	Smiechowski-Dreyspring	Ligier LMP3	15:57:04
6	203	1:30.485	7	Smiechowski-Dreyspring	Ligier LMP3	15:58:34
7	203	1:30.148	10	Smiechowski-Dreyspring	Ligier LMP3	16:03:06

Summary of best laptimes per class

Nbr	Name / Team name	Car	Cls	Fastest Laptime	In	Speed
182	Berad-Charles-Aimé	HOWE Racing TA2	SGT	1:41.514	11	141.85
301	de Cock-Joosen-de Jonghe	Norma 20FC	CN	1:31.379	12	157.59
203	Smiechowski-Dreyspring	Ligier LMP3	LMP3	1:30.148	10	159.74
403	Wim Jeuris	Radical SR3L	SR3	1:36.789	7	148.78

Summary of number of laps in the lead

#	Nbr	Name	Car	# Laps in the lead
1	203	Smiechowski-Dreyspring	Ligier LMP3	34
2	202	Lequeux-Ueberecken	Ginetta G57	1

Superprix Zolder 2017

Result of GT & Prototype Challenge - Race 2 Result of Race 2

14 - 16 July 2017
Zolder - 4000 mtr.

Pos	Nbr	Name / Entrant	Car	Class	PIC	Gap	Diff	Fastest	In	Pit Stops	Total time in Pit
1	203	Smiechowski-Dreyspring Inter Europol Competition	Ligier LMP3	LMP3	1	-- 38 laps --		1:30.241	34	1	0:02:00
2	222	David Hauser Racing Experience	Ligier LMP3	LMP3	2	21.733	21.733	1:30.623	37	1	0:01:58
3	396	Gray-Hewitt VR Motorsport	Praga R1T	CN	1	1:12.813	51.080	1:32.593	7	1	0:01:42
4	202	Lequeux-Ueberecken Prime Racing	Ginetta G57	LMP3	3	-- 37 laps --	56.820	1:32.397	10	1	0:02:14
5	301	de Cock-Joosen-de Jonghe Deldiche Racing	Norma 20FC	CN	2	23.870	23.870	1:31.754	27	1	0:02:52
6	401	Cor Euser Blueberry Racing	Praga R1	SR3	1	-- 36 laps --	1:47.962	1:36.982	8	1	0:02:01
7	403	Wim Jeuris Wim Jeuris	Radical SR3L	SR3	2	-- 35 laps --	1:20.567	1:38.894	11	1	0:01:56
8	405	Cristian Holtappels EHK2	Ligier JS51	SR3	3	14.245	14.245	1:39.553	16	1	0:01:44
9	402	Dick van Elk Blueberry Racing	Praga R1	SR3	4	-- 34 laps --	1:08.883	1:40.174	30	1	0:01:57
10	182	Berad-Clerc TransAm Euroracing	HOWE Racing TA2	SGT	1	-- 21 laps --	12:30.031	1:40.385	8	3	0:10:30
Not Classified in Class LMP3 Classification limit (75% of 38 Laps) = 29 Laps											
DNC	228	Oliver Freymuth Oliver Freymuth	Renault RS01 Trophy	LMP3		-- 4 laps --	7:27.078	1:36.347	2	1	0:00:00

Fastest time : 1:30.241 in lap 34 by nbr. 203 : Smiechowski-Dreyspring (Ligier LMP3)

Publication-time

Results: raceresults.nu

Timekeeping by : RSTime by Timeservice.nl

Time Printed 16-07-2017 - 12:14

Race Director

Steward

Timekeeper

Bobbe Veldkamp

Floortje Snoek



Superprix Zolder 2017

Result of GT & Prototype Challenge - Race 2
 Result of Race 2

14 - 16 July 2017
 Zolder - 4000 mtr.

Super GT division minimum 2.8 kg per HP including driver

Pos	Nbr	Name / Entrant	Car	Gap	Diff	Best Laptime Km/h	In	Race Time Km/h
1	182	Berad-Clerc TransAm Euro racing	HOWE Racing TA2	-- 21 laps --		1:40.385 143.45	8	47:11.239 106.80

modern CN type cars manufactured after 2014 and cars

Pos	Nbr	Name / Entrant	Car	Gap	Diff	Best Laptime Km/h	In	Race Time Km/h
1	396	Gray-Hewitt VR Motorsport	Praga R1T	-- 38 laps --		1:32.593 155.52	7	1:01:11.817 149.02
2	301	de Cock-Joosen-de Jonghe Deldiche Racing	Norma 20FC	-- 37 laps --		1:31.754 156.94	27	1:00:58.226 145.64

Class = LMP3

Pos	Nbr	Name / Entrant	Car	Gap	Diff	Best Laptime Km/h	In	Race Time Km/h
1	203	Smiechowski-Dreyspring Inter Europol Competition	Ligier LMP3	-- 38 laps --		1:30.241 159.57	34	59:59.004 152.04
2	222	David Hauser Racing Experience	Ligier LMP3	21.733	21.733	1:30.623 158.90	37	1:00:20.737 151.12
3	202	Lequeux-Ueberecken Prime Racing	Ginetta G57	-- 37 laps --		1:32.397 155.85	10	1:00:34.356 146.60

Not Classified in Class LMP3		Classification limit (75% of 38 Laps) = 29 Laps						
DNC	228	Oliver Freymuth Oliver Freymuth	Renault RS01 Trophy	-- 4 laps --		1:36.347 149.46	2	7:14.627 132.52

Radical SR and cars with equal specifications or

Pos	Nbr	Name / Entrant	Car	Gap	Diff	Best Laptime Km/h	In	Race Time Km/h
1	401	Cor Euser Blueberry Racing	Praga R1	-- 36 laps --		1:36.982 148.48	8	1:01:13.424 141.12
2	403	Wim Jeuris Wim Jeuris	Radical SR3L	-- 35 laps --		1:38.894 145.61	11	1:00:55.090 137.88
3	405	Cristian Holtappels EHK2	Ligier JS51	14.245	14.245	1:39.553 144.65	16	1:01:09.335 137.35
4	402	Dick van Elk Blueberry Racing	Praga R1	-- 34 laps --		1:40.174 143.75	30	1:00:36.683 134.62



Fastest time : 1:30.241 in lap 34 by nbr. 203 : Smiechowski-Dreyspring (Ligier LMP3)

Publication-time

Results: raceresults.nu

Timekeeping by : RSTime by Timeservice.nl

Time Printed 16-07-2017 - 12:14

Race Director Bobbe Veldkamp	Steward	Timekeeper  Floortje Snoek	
Page 1 of 1			

Superprix Zolder 2017

GT & Prototype Challenge
Laptimes - Race 2

14 - 16 July 2017
Zolder - 4000 mtr.

Nbr	Name	Laps	lap	Lap ..1	Lap ..2	Lap ..3	Lap ..4	Lap ..5	Lap ..6	Lap ..7	Lap ..8	Lap ..9	Lap ..0	
203	Smiechow ski-Dreyspring	38	1 - 10	1:35.920	1:32.691	1:32.429	1:32.088	1:31.718	1:31.917	1:31.724	1:31.480	1:31.556	1:32.295	
			11 - 20	1:31.786	1:31.212	1:30.934	1:30.629	1:30.672	1:31.811	1:31.074	1:31.059	1:38.813	3:26.768	
			21 - 30	1:31.589	1:30.898	1:30.718	1:30.432	1:30.786	1:30.888	1:31.762	1:31.044	1:32.070	1:31.048	
			31 - 40	1:31.727	1:30.406	1:31.080	1:30.241	1:30.265	1:31.136	1:30.691	1:31.360			
222	David Hauser	38	1 - 10	1:36.832	1:33.842	1:33.108	1:32.598	1:32.264	1:31.948	1:32.295	1:31.438	1:31.884	1:33.442	
			11 - 20	1:32.219	1:32.399	1:32.034	1:31.343	1:31.139	1:30.924	1:31.679	1:32.610	1:31.416	1:38.871	
			21 - 30	3:22.665	1:32.049	1:32.871	1:32.197	1:31.430	1:31.422	1:31.435	1:33.779	1:31.448	1:31.337	
			31 - 40	1:31.687	1:31.840	1:31.184	1:31.675	1:34.004	1:31.158	1:30.623	1:31.146			
396	Gray-Hewitt	38	1 - 10	1:38.834	1:34.707	1:33.338	1:33.946	1:32.711	1:32.991	1:32.593	1:32.765	1:32.804	1:33.367	
			11 - 20	1:33.340	1:33.204	1:33.674	1:33.257	1:33.908	1:32.724	1:33.023	1:32.787	1:32.631	1:33.128	
			21 - 30	1:41.598	3:12.835	1:34.606	1:34.011	1:35.048	1:35.409	1:34.372	1:33.273	1:34.037	1:33.869	
			31 - 40	1:34.466	1:33.560	1:33.774	1:33.642	1:33.061	1:33.441	1:33.944	1:34.281			
202	Lequeux-Ueberecken	37	1 - 10	1:39.451	1:36.162	1:33.825	1:33.440	1:32.973	1:33.133	1:32.958	1:33.169	1:32.626	1:32.397	
			11 - 20	1:33.813	1:33.546	1:35.317	1:34.493	1:33.420	1:33.309	1:32.801	1:33.301	1:42.422	3:47.113	
			21 - 30	1:34.120	1:33.045	1:34.367	1:34.429	1:34.387	1:34.667	1:34.617	1:34.685	1:34.413	1:35.927	
			31 - 40	1:34.402	1:35.718	1:36.004	1:36.529	1:35.050	1:34.213	1:35.434				
301	de Cock-Joosen-de Jonghe	37	1 - 10	1:38.924	1:36.847	1:37.764	1:35.535	1:35.445	1:35.310	1:35.293	1:35.481	1:35.256	1:35.645	
			11 - 20	1:34.996	1:35.109	1:35.195	1:35.803	1:35.066	1:45.418	4:18.419	1:32.964	1:31.954	1:34.041	
			21 - 30	1:31.980	1:31.839	1:31.859	1:32.701	1:34.111	1:33.081	1:31.754	1:32.115	1:32.929	1:32.270	
			31 - 40	1:32.046	1:33.805	1:32.574	1:32.935	1:33.447	1:33.238	1:32.764				
401	Cor Euser	36	1 - 10	1:44.033	1:37.971	1:38.174	1:39.617	1:38.050	1:37.393	1:37.414	1:36.982	1:37.414	1:37.541	
			11 - 20	1:37.878	1:37.427	1:37.325	1:37.064	1:38.026	1:37.402	1:39.366	1:38.772	1:52.211	3:26.031	
			21 - 30	1:38.598	1:40.132	1:38.706	1:40.177	1:38.558	1:39.143	1:38.654	1:38.933	1:38.312	1:38.240	
			31 - 40	1:39.395	1:38.311	1:39.268	1:39.664	1:38.910	1:38.901					
403	Wim Jeuris	35	1 - 10	1:45.004	1:40.065	1:43.170	1:42.095	1:41.422	1:40.861	1:40.616	1:40.557	1:41.248	1:39.795	
			11 - 20	1:38.894	1:39.043	1:43.541	1:40.469	1:40.379	1:39.588	1:40.954	1:40.255	1:41.263	1:52.537	
			21 - 30	3:28.588	1:39.596	1:39.245	1:39.511	1:40.278	1:41.471	1:41.317	1:41.231	1:40.974	1:40.955	
			31 - 40	1:41.132	1:41.411	1:41.245	1:42.562	1:40.552						
405	Cristian Holtappels	35	1 - 10	1:44.973	1:41.258	1:40.943	1:42.342	1:42.463	1:44.922	1:41.820	1:41.277	1:40.007	1:41.964	
			11 - 20	1:41.404	1:41.440	1:42.269	1:41.201	1:39.899	1:39.553	1:52.712	3:21.281	1:41.898	1:41.496	
			21 - 30	1:41.361	1:39.624	1:40.840	1:40.275	1:41.936	1:41.898	1:41.966	1:41.636	1:42.145	1:40.872	
			31 - 40	1:41.079	1:41.834	1:41.234	1:42.488	1:41.535						
402	Dick van Elk	34	1 - 10	1:48.276	1:43.649	1:43.550	1:42.670	1:43.762	1:41.974	1:42.014	1:41.538	1:43.165	1:43.040	
			11 - 20	1:42.584	1:41.808	1:44.051	1:42.264	1:54.112	3:35.086	1:46.037	1:42.962	1:42.442	1:44.004	
			21 - 30	1:43.418	1:41.792	1:42.147	1:49.527	1:43.511	1:42.169	1:41.193	1:41.201	1:41.749	1:40.174	
			31 - 40	1:42.442	1:43.844	1:42.731	1:47.604							
182	Berad-Clerc	21	1 - 10	1:44.120	1:41.445	1:40.945	1:42.323	1:42.065	1:40.523	1:40.933	1:40.385	1:44.956	1:42.394	
			11 - 20	1:41.829	1:42.187	1:41.956	1:41.040	1:50.053	1:57.406	7:06.967	1:49.365	1:55.885	6:44.228	
			21 - 30	1:56.610										
228	Oliver Freymuth	4	1 - 10	1:40.150	1:36.347	1:39.113	2:16.064							

Superprix Zolder 2017

GT & Prototype Challenge
Sector analyse - Race 2

14 - 16 July 2017
Zolder - 4000 mtr.

Pos	Nbr	Name / Team name	Sector 1			Sector 2			Sector 3			Theoretical best	Actual best	In
			time	Lap	pos	time	Lap	pos	time	Lap	pos			
1	203	Smiechowski-Dreyspring	28.524	35	1	33.089	34	1	28.377	17	1	1:29.990	1:30.241	34
2	222	David Hauser	28.609	37	2	33.630	37	3	28.384	37	2	1:30.623	1:30.623	37
3	396	Gray-Hewitt	29.274	9	4	33.969	16	4	29.062	20	5	1:32.305	1:32.593	7
4	202	Lequeux-Ueberecken	29.300	18	5	34.057	10	5	28.910	8	3	1:32.267	1:32.397	10
5	301	de Cock-Joosen-de Jonghe	28.860	31	3	33.571	27	2	29.057	19	4	1:31.488	1:31.754	27
6	401	Cor Euser	30.396	15	6	35.748	9	7	30.657	18	7	1:36.801	1:36.982	8
7	403	Wim Jeuris	31.588	11	9	36.395	12	8	30.765	11	8	1:38.748	1:38.894	11
8	405	Cristian Holtappels	31.319	16	8	36.988	24	11	30.835	24	9	1:39.142	1:39.553	16
9	402	Dick van Elk	31.975	31	10	36.713	28	9	31.112	30	11	1:39.800	1:40.174	30
10	182	Berad-Clerc	32.185	6	11	36.862	8	10	30.942	2	10	1:39.989	1:40.385	8
11	228	Oliver Freymuth	30.700	3	7	35.621	2	6	29.726	3	6	1:36.047	1:36.347	2

Superprix Zolder 2017

GT & Prototype Challenge
Laps and Sector Times - Race 2

14 - 16 July 2017
Zolder - 4000 mtr.

182 Berad-Clerc								HOWE Racing TA2											
lap	Sect-1	Speed	Sect-2	Speed	Sect-3	Speed	TopSpeed	laptime	pit	lap	Sect-1	Speed	Sect-2	Speed	Sect-3	Speed	Topspeed	laptime	pit
1	33.838		37.624		32.658	206.9		1:44.120		12	32.827		37.649		31.711	205.7		1:42.187	
2	33.486		37.017		<u>30.942</u>	208.1		1:41.445		13	32.794		37.302		31.860	205.7		1:41.956	
3	32.259		37.553		31.133	208.1		1:40.945		14	32.522		36.943		31.575	204.5		1:41.040	
4	32.590		38.342		31.391	206.9		1:42.323		15	37.163		39.178		33.712	201.1		1:50.053	
5	32.550		37.342		32.173	210.5		1:42.065		16	36.243		40.922		In			1:57.406	P
6	<u>32.185</u>		37.046		31.292	205.7		1:40.523		17	Out		40.228		34.166	210.5		7:06.967	P
7	32.480		37.262		31.191	208.1		1:40.933		18	35.428		40.212		33.725	210.5		1:49.365	
8	32.327		<u>36.862</u>		31.196	208.1		<u>1:40.385</u>		19	35.049		39.177		In			1:55.885	P
9	32.588		37.660		34.708	205.7		1:44.956		20	Out		40.565		32.666	210.5		6:44.228	P
10	32.949		37.760		31.685	206.9		1:42.394		21	34.962		39.018		In			1:56.610	P
11	33.250		37.217		31.362	206.9		1:41.829		22									

202 Lequeux-Ueberecken								Ginetta G57											
lap	Sect-1	Speed	Sect-2	Speed	Sect-3	Speed	TopSpeed	laptime	pit	lap	Sect-1	Speed	Sect-2	Speed	Sect-3	Speed	Topspeed	laptime	pit
1	33.311		36.141		29.999	216.9		1:39.451		20	Out		35.140		30.045	218.2		3:47.113	P
2	30.515		36.125		29.522	216.9		1:36.162		21	29.937		34.723		29.460	220.9		1:34.120	
3	30.047		34.479		29.299	220.9		1:33.825		22	29.385		34.352		29.308	219.5		1:33.045	
4	29.497		34.878		29.065	220.9		1:33.440		23	29.489		35.061		29.817	219.5		1:34.367	
5	29.570		34.387		29.016	219.5		1:32.973		24	29.786		34.503		30.140	216.9		1:34.429	
6	29.343		34.559		29.231	216.9		1:33.133		25	29.958		34.631		29.798	220.9		1:34.387	
7	29.432		34.488		29.038	220.9		1:32.958		26	29.924		34.915		29.828	219.5		1:34.667	
8	29.545		34.714		<u>28.910</u>	219.5		1:33.169		27	29.587		35.134		29.896	219.5		1:34.617	
9	29.388		34.169		29.069	220.9		1:32.626		28	29.728		35.040		29.917	219.5		1:34.685	
10	29.422		<u>34.057</u>		28.918	219.5		<u>1:32.397</u>		29	29.496		34.971		29.946	216.9		1:34.413	
11	29.627		34.627		29.559	218.2		1:33.813		30	31.340		34.546		30.041	219.5		1:35.927	
12	29.410		34.649		29.487	219.5		1:33.546		31	29.608		34.799		29.995	219.5		1:34.402	
13	29.625		36.363		29.329	218.2		1:35.317		32	30.713		35.057		29.948	219.5		1:35.718	
14	29.618		34.410		30.465	218.2		1:34.493		33	30.263		35.712		30.029	219.5		1:36.004	
15	29.745		34.318		29.357	219.5		1:33.420		34	31.532		35.367		29.630	220.9		1:36.529	
16	29.500		34.548		29.261	219.5		1:33.309		35	30.067		35.217		29.766	220.9		1:35.050	
17	29.394		34.349		29.058	220.9		1:32.801		36	29.591		34.645		29.977	220.9		1:34.213	
18	<u>29.300</u>		34.778		29.223	220.9		1:33.301		37	29.831		35.099		30.504	216.9		1:35.434	
19	29.600		34.933		In			1:42.422	P	38									

203 Smiechowski-Dreyspring								Ligier LMP3											
lap	Sect-1	Speed	Sect-2	Speed	Sect-3	Speed	TopSpeed	laptime	pit	lap	Sect-1	Speed	Sect-2	Speed	Sect-3	Speed	Topspeed	laptime	pit
1	31.061		35.548		29.311	208.1		1:35.920		20	Out		34.119		29.020	210.5		3:26.768	P
2	29.375		34.231		29.085	208.1		1:32.691		21	29.037		33.481		29.071	211.8		1:31.589	
3	29.325		34.028		29.076	210.5		1:32.429		22	28.750		33.404		28.744	214.3		1:30.898	
4	29.276		33.943		28.869	210.5		1:32.088		23	28.729		33.219		28.770	213.0		1:30.718	
5	29.182		33.722		28.814	210.5		1:31.718		24	28.545		33.178		28.709	213.0		1:30.432	
6	29.125		33.837		28.955	211.8		1:31.917		25	28.753		33.298		28.735	213.0		1:30.786	
7	29.128		33.788		28.808	213.0		1:31.724		26	28.755		33.456		28.677	213.0		1:30.888	
8	29.076		33.806		28.598	213.0		1:31.480		27	28.645		34.290		28.827	213.0		1:31.762	
9	29.013		33.732		28.811	213.0		1:31.556		28	28.778		33.425		28.841	214.3		1:31.044	
10	29.669		33.826		28.800	211.8		1:32.295		29	28.927		34.243		28.900	213.0		1:32.070	
11	29.130		33.698		28.958	210.5		1:31.786		30	28.842		33.413		28.793	213.0		1:31.048	
12	28.866		33.527		28.819	211.8		1:31.212		31	29.535		33.431		28.761	213.0		1:31.727	
13	28.757		33.617		28.560	211.8		1:30.934		32	28.535		33.289		28.582	213.0		1:30.406	
14	28.732		33.213		28.684	213.0		1:30.629		33	28.553		33.700		28.827	213.0		1:31.080	
15	28.753		33.351		28.568	211.8		1:30.672		34	28.568		<u>33.089</u>		28.584	213.0		<u>1:30.241</u>	
16	28.935		34.045		28.831	213.0		1:31.811		35	<u>28.524</u>		33.156		28.585	214.3		1:30.265	
17	29.224		33.473		<u>28.377</u>	213.0		1:31.074		36	28.983		33.326		28.827	213.0		1:31.136	
18	28.950		33.310		28.799	211.8		1:31.059		37	28.555		33.318		28.818	213.0		1:30.691	
19	28.902		33.934		In			1:38.813	P	38	28.789		33.415		29.156	211.8		1:31.360	

222 David Hauser								Ligier LMP3											
lap	Sect-1	Speed	Sect-2	Speed	Sect-3	Speed	TopSpeed	laptime	pit	lap	Sect-1	Speed	Sect-2	Speed	Sect-3	Speed	Topspeed	laptime	pit
1	31.981		35.332		29.519	206.9		1:36.832		20	28.732		33.879		In			1:38.871	P
2	29.864		34.643		29.335	206.9		1:33.842		21	Out		34.319		28.861	218.2		3:22.665	P
3	29.540		34.515		29.053	211.8		1:33.108		22	29.038		34.189		28.822	211.8		1:32.049	
4	29.348		34.249		29.001	208.1		1:32.598		23	29.322		34.907		28.642	213.0		1:32.871	
5	29.383		33.975		28.906	213.0		1:32.264		24	29.455		33.734		29.008	214.3		1:32.197	

Superprix Zolder 2017

GT & Prototype Challenge

14 - 16 July 2017

Laps and Sector Times - Race 2

Zolder - 4000 mtr.

6	29.293	33.893	28.762	211.8	1:31.948	25	28.836	33.951	28.643	213.0	1:31.430
7	29.071	34.456	28.768	211.8	1:32.295	26	28.903	33.708	28.811	213.0	1:31.422
8	28.827	33.969	28.642	213.0	1:31.438	27	28.896	34.006	28.533	214.3	1:31.435
9	29.022	34.055	28.807	215.6	1:31.884	28	30.611	34.244	28.924	209.3	1:33.779
10	28.837	35.410	29.195	211.8	1:33.442	29	28.960	33.733	28.755	213.0	1:31.448
11	29.196	33.983	29.040	214.3	1:32.219	30	28.708	33.909	28.720	215.6	1:31.337
12	29.204	34.090	29.105	213.0	1:32.399	31	28.661	33.747	29.279	213.0	1:31.687
13	29.020	33.976	29.038	214.3	1:32.034	32	29.023	33.895	28.922	213.0	1:31.840
14	28.887	33.728	28.728	213.0	1:31.343	33	28.791	33.645	28.748	216.9	1:31.184
15	28.723	33.779	28.637	214.3	1:31.139	34	29.229	33.684	28.762	214.3	1:31.675
16	28.653	33.742	28.529	213.0	1:30.924	35	29.916	35.186	28.902	215.6	1:34.004
17	28.816	33.949	28.914	215.6	1:31.679	36	28.772	33.643	28.743	213.0	1:31.158
18	29.863	34.137	28.610	216.9	1:32.610	37	<u>28.609</u>	<u>33.630</u>	<u>28.384</u>	213.0	<u>1:30.623</u>
19	28.872	33.663	28.881	211.8	1:31.416	38	28.763	33.746	28.637	215.6	1:31.146

228 Oliver Freymuth									Renault RS01 Trophy										
lap	Sect-1	Speed	Sect-2	Speed	Sect-3	Speed	TopSpeed	laptime	pit	lap	Sect-1	Speed	Sect-2	Speed	Sect-3	Speed	Topspeed	laptime	pit
1	33.958		36.156		30.036	209.3		1:40.150		3	<u>30.700</u>		38.687		<u>29.726</u>	208.1		1:39.113	
2	30.890		<u>35.621</u>		29.836	210.5		<u>1:36.347</u>		4	32.363		58.255		In			2:16.064	P

301 de Cock-Joosen-de Jonghe									Norma 20FC											
lap	Sect-1	Speed	Sect-2	Speed	Sect-3	Speed	TopSpeed	laptime	pit	lap	Sect-1	Speed	Sect-2	Speed	Sect-3	Speed	Topspeed	laptime	pit	
1	32.921		35.724		30.279	200.0		1:38.924		20	30.431		34.053		29.557	204.5		1:34.041		
2	30.761		36.110		29.976	200.0		1:36.847		21	29.148		33.598		29.234	202.2		1:31.980		
3	31.268		35.800		30.696	200.0		1:37.764		22	29.138		33.590		29.111	203.4		1:31.839		
4	30.228		35.424		29.883	198.9		1:35.535		23	29.009		33.667		29.183	203.4		1:31.859		
5	30.080		35.340		30.025	200.0		1:35.445		24	29.063		33.810		29.828	201.1		1:32.701		
6	30.112		35.393		29.805	200.0		1:35.310		25	30.353		34.435		29.323	202.2		1:34.111		
7	29.978		35.205		30.110	200.0		1:35.293		26	29.222		34.414		29.445	203.4		1:33.081		
8	30.244		35.154		30.083	202.2		1:35.481		27	28.939		<u>33.571</u>		29.244	204.5		<u>1:31.754</u>		
9	29.984		35.105		30.167	201.1		1:35.256		28	28.893		33.752		29.470	204.5		1:32.115		
10	30.264		35.272		30.109	201.1		1:35.645		29	29.293		34.120		29.516	203.4		1:32.929		
11	30.056		35.104		29.836	200.0		1:34.996		30	28.952		33.777		29.541	202.2		1:32.270		
12	29.899		34.896		30.314	200.0		1:35.109		31	<u>28.860</u>		33.705		29.481	197.8		1:32.046		
13	30.049		35.015		30.131	198.9		1:35.195		32	30.171		34.195		29.439	200.0		1:33.805		
14	29.852		35.169		30.782	198.9		1:35.803		33	29.191		33.822		29.561	200.0		1:32.574		
15	29.854		35.102		30.110	200.0		1:35.066		34	29.417		33.819		29.699	198.9		1:32.935		
16	30.414		36.470		In			1:45.418	P	35	29.551		34.315		29.581	202.2		1:33.447		
17	Out		35.463		29.558	203.4		4:18.419	P	36	29.059		34.663		29.516	200.0		1:33.238		
18	29.670		34.032		29.262	202.2		1:32.964		37	29.235		33.809		29.720	198.9		1:32.764		
19	29.182		33.715		<u>29.057</u>	204.5		1:31.954		38										

396 Gray-Hewitt									Praga R1T										
lap	Sect-1	Speed	Sect-2	Speed	Sect-3	Speed	TopSpeed	laptime	pit	lap	Sect-1	Speed	Sect-2	Speed	Sect-3	Speed	Topspeed	laptime	pit
1	32.658		35.763		30.413	204.5		1:38.834		20	29.698		34.368		<u>29.062</u>	205.7		1:33.128	
2	30.489		34.963		29.255	208.1		1:34.707		21	29.785		34.468		In			1:41.598	P
3	29.673		34.419		29.246	205.7		1:33.338		22	Out		35.066		29.973	204.5		3:12.835	P
4	29.904		34.818		29.224	208.1		1:33.946		23	30.257		34.777		29.572	205.7		1:34.606	
5	29.461		34.045		29.205	206.9		1:32.711		24	29.913		34.578		29.520	203.4		1:34.011	
6	29.453		34.280		29.258	208.1		1:32.991		25	30.190		34.672		30.186	202.2		1:35.048	
7	29.355		34.123		29.115	206.9		<u>1:32.593</u>		26	30.416		35.613		29.380	204.5		1:35.409	
8	29.384		34.285		29.096	206.9		1:32.765		27	29.635		35.038		29.699	204.5		1:34.372	
9	<u>29.274</u>		34.246		29.284	205.7		1:32.804		28	29.858		34.160		29.255	206.9		1:33.273	
10	29.449		34.448		29.470	205.7		1:33.367		29	29.982		34.394		29.661	204.5		1:34.037	
11	29.514		34.493		29.333	206.9		1:33.340		30	29.826		34.538		29.505	204.5		1:33.869	
12	29.543		34.340		29.321	209.3		1:33.204		31	29.959		34.942		29.565	205.7		1:34.466	
13	30.160		34.167		29.347	205.7		1:33.674		32	29.657		34.218		29.685	206.9		1:33.560	
14	29.343		34.727		29.187	205.7		1:33.257		33	29.828		34.401		29.545	205.7		1:33.774	
15	29.774		34.792		29.342	204.5		1:33.908		34	29.981		34.124		29.537	203.4		1:33.642	
16	29.494		<u>33.969</u>		29.261	204.5		1:32.724		35	29.620		34.158		29.283	205.7		1:33.061	
17	29.501		34.059		29.463	205.7		1:33.023		36	29.690		34.259		29.492	206.9		1:33.441	
18	29.368		34.162		29.257	205.7		1:32.787		37	29.918		34.800		29.226	206.9		1:33.944	
19	29.425		34.130		29.076	206.9		1:32.631		38	29.932		34.566		29.783	204.5		1:34.281	

Superprix Zolder 2017

GT & Prototype Challenge
Laps and Sector Times - Race 2

14 - 16 July 2017
Zolder - 4000 mtr.

401 Cor Euser								Praga R1											
lap	Sect-1	Speed	Sect-2	Speed	Sect-3	Speed	TopSpeed	laptime	pit	lap	Sect-1	Speed	Sect-2	Speed	Sect-3	Speed	Topspeed	laptime	pit
1	34.395		37.655		31.983	182.7		1:44.033		19	30.497		37.278		In			1:52.211	P
2	30.946		36.209		30.816	184.6		1:37.971		20	Out		36.954		31.254	185.6		3:26.031	P
3	31.203		36.214		30.757	186.5		1:38.174		21	31.374		36.442		30.782	185.6		1:38.598	
4	30.672		38.002		30.943	185.6		1:39.617		22	30.516		36.095		33.521	184.6		1:40.132	
5	30.731		36.291		31.028	186.5		1:38.050		23	31.195		36.454		31.057	184.6		1:38.706	
6	30.545		36.174		30.674	187.5		1:37.393		24	31.154		38.116		30.907	185.6		1:40.177	
7	30.622		35.981		30.811	187.5		1:37.414		25	31.048		36.603		30.907	186.5		1:38.558	
8	30.425		35.884		30.673	186.5		1:36.982		26	30.983		37.330		30.830	186.5		1:39.143	
9	30.527		<u>35.748</u>		31.139	186.5		1:37.414		27	31.080		36.421		31.153	185.6		1:38.654	
10	30.677		36.017		30.847	187.5		1:37.541		28	31.089		36.179		31.665	188.5		1:38.933	
11	30.470		36.023		31.385	184.6		1:37.878		29	30.935		36.026		31.351	187.5		1:38.312	
12	30.520		35.981		30.926	185.6		1:37.427		30	31.132		36.046		31.062	187.5		1:38.240	
13	30.515		36.060		30.750	185.6		1:37.325		31	31.360		37.076		30.959	187.5		1:39.395	
14	30.541		35.797		30.726	186.5		1:37.064		32	31.011		36.408		30.892	188.5		1:38.311	
15	<u>30.396</u>		36.337		31.293	185.6		1:38.026		33	31.330		37.038		30.900	187.5		1:39.268	
16	30.677		36.012		30.713	186.5		1:37.402		34	31.259		36.589		31.816	185.6		1:39.664	
17	31.288		37.073		31.005	186.5		1:39.366		35	31.290		36.513		31.107	187.5		1:38.910	
18	31.365		36.750		<u>30.657</u>	186.5		1:38.772		36	31.148		36.184		31.569	186.5		1:38.901	

402 Dick van Elk								Praga R1											
lap	Sect-1	Speed	Sect-2	Speed	Sect-3	Speed	TopSpeed	laptime	pit	lap	Sect-1	Speed	Sect-2	Speed	Sect-3	Speed	Topspeed	laptime	pit
1	35.600		39.933		32.743	183.7		1:48.276		18	33.232		38.007		31.723	185.6		1:42.962	
2	33.655		38.114		31.880	183.7		1:43.649		19	33.486		37.681		31.275	185.6		1:42.442	
3	33.134		38.487		31.929	183.7		1:43.550		20	32.834		38.873		32.297	187.5		1:44.004	
4	32.604		37.884		32.182	185.6		1:42.670		21	33.105		38.752		31.561	187.5		1:43.418	
5	33.625		38.283		31.854	185.6		1:43.762		22	32.954		37.067		31.771	185.6		1:41.792	
6	32.986		37.472		31.516	185.6		1:41.974		23	33.345		36.924		31.878	180.0		1:42.147	
7	32.793		37.780		31.441	186.5		1:42.014		24	33.110		44.640		31.777	187.5		1:49.527	
8	32.664		37.398		31.476	187.5		1:41.538		25	33.052		38.709		31.750	187.5		1:43.511	
9	33.055		38.355		31.755	187.5		1:43.165		26	33.516		37.112		31.541	186.5		1:42.169	
10	32.812		37.295		32.933	185.6		1:43.040		27	32.563		37.229		31.401	187.5		1:41.193	
11	33.456		37.532		31.596	186.5		1:42.584		28	32.918		<u>36.713</u>		31.570	182.7		1:41.201	
12	32.737		37.200		31.871	184.6		1:41.808		29	31.996		38.180		31.573	187.5		1:41.749	
13	32.995		37.628		33.428	185.6		1:44.051		30	32.068		36.994		<u>31.112</u>	185.6		<u>1:40.174</u>	
14	33.115		37.551		31.598	186.5		1:42.264		31	<u>31.975</u>		37.362		33.105	189.5		1:42.442	
15	33.532		37.962		In			1:54.112	P	32	32.377		39.197		32.270	185.6		1:43.844	
16	Out		41.446		32.522	182.7		3:35.086	P	33	32.985		37.315		32.431	138.5		1:42.731	
17	33.710		38.231		34.096	184.6		1:46.037		34	35.938		38.380		33.286	182.7		1:47.604	

403 Wim Jeuris								Radical SR3L											
lap	Sect-1	Speed	Sect-2	Speed	Sect-3	Speed	TopSpeed	laptime	pit	lap	Sect-1	Speed	Sect-2	Speed	Sect-3	Speed	Topspeed	laptime	pit
1	35.195		37.316		32.493	193.5		1:45.004		19	32.496		37.194		31.573	193.5		1:41.263	
2	32.347		36.646		31.072	195.7		1:40.065		20	32.623		36.959		In			1:52.537	P
3	31.729		39.873		31.568	195.7		1:43.170		21	Out		36.966		31.198	194.6		3:28.588	P
4	31.855		38.599		31.641	192.5		1:42.095		22	32.048		36.402		31.146	194.6		1:39.596	
5	32.054		37.053		32.315	194.6		1:41.422		23	31.791		36.491		30.963	194.6		1:39.245	
6	32.044		37.417		31.400	193.5		1:40.861		24	31.804		36.567		31.140	194.6		1:39.511	
7	31.927		37.314		31.375	195.7		1:40.616		25	31.742		36.842		31.694	193.5		1:40.278	
8	32.156		36.974		31.427	195.7		1:40.557		26	32.132		37.828		31.511	195.7		1:41.471	
9	32.189		37.646		31.413	192.5		1:41.248		27	32.427		37.408		31.482	195.7		1:41.317	
10	31.861		36.721		31.213	192.5		1:39.795		28	32.500		37.326		31.405	195.7		1:41.231	
11	<u>31.588</u>		36.541		<u>30.765</u>	192.5		<u>1:38.894</u>		29	32.094		37.329		31.551	194.6		1:40.974	
12	31.694		<u>36.395</u>		30.954	195.7		1:39.043		30	32.261		37.076		31.618	196.7		1:40.955	
13	31.678		40.668		31.195	194.6		1:43.541		31	32.086		37.068		31.978	194.6		1:41.132	
14	32.363		36.939		31.167	194.6		1:40.469		32	32.474		37.098		31.839	194.6		1:41.411	
15	32.453		36.735		31.191	193.5		1:40.379		33	32.447		37.260		31.538	195.7		1:41.245	
16	31.886		36.702		31.000	194.6		1:39.588		34	32.896		37.734		31.932	194.6		1:42.562	
17	32.574		36.773		31.607	194.6		1:40.954		35	32.158		36.919		31.475	195.7		1:40.552	
18	32.025		37.317		30.913	194.6		1:40.255		36									

405 Cristian Holtappels								Ligier JS51											
lap	Sect-1	Speed	Sect-2	Speed	Sect-3	Speed	TopSpeed	laptime	pit	lap	Sect-1	Speed	Sect-2	Speed	Sect-3	Speed	Topspeed	laptime	pit
1	35.472		37.881		31.620	197.8		1:44.973		19	32.455		37.932		31.511	202.2		1:41.898	

Superprix Zolder 2017

GT & Prototype Challenge

14 - 16 July 2017

Laps and Sector Times - Race 2

Zolder - 4000 mtr.

2	33.143	37.194	30.921	201.1	1:41.258	20	31.871	38.133	31.492	195.7	1:41.496
3	31.931	37.700	31.312	203.4	1:40.943	21	32.109	38.052	31.200	203.4	1:41.361
4	32.230	38.642	31.470	202.2	1:42.342	22	31.430	37.109	31.085	200.0	1:39.624
5	32.256	38.284	31.923	201.1	1:42.463	23	31.884	37.467	31.489	202.2	1:40.840
6	32.905	39.579	32.438	197.8	1:44.922	24	32.452	<u>36.988</u>	<u>30.835</u>	203.4	1:40.275
7	32.543	38.000	31.277	203.4	1:41.820	25	31.761	38.211	31.964	195.7	1:41.936
8	32.189	37.596	31.492	202.2	1:41.277	26	32.423	37.948	31.527	200.0	1:41.898
9	31.356	37.325	31.326	201.1	1:40.007	27	32.231	38.386	31.349	197.8	1:41.966
10	32.262	38.252	31.450	201.1	1:41.964	28	32.170	37.790	31.676	198.9	1:41.636
11	31.822	38.032	31.550	198.9	1:41.404	29	32.196	38.392	31.557	198.9	1:42.145
12	31.904	38.067	31.469	200.0	1:41.440	30	32.405	37.395	31.072	201.1	1:40.872
13	32.374	38.438	31.457	197.8	1:42.269	31	31.890	37.869	31.320	202.2	1:41.079
14	31.885	38.157	31.159	200.0	1:41.201	32	31.759	37.794	32.281	200.0	1:41.834
15	31.858	37.158	30.883	202.2	1:39.899	33	32.149	37.658	31.427	202.2	1:41.234
16	<u>31.319</u>	37.171	31.063	200.0	<u>1:39.553</u>	34	32.071	39.326	31.091	201.1	1:42.488
17	31.548	38.092	In		1:52.712 P	35	32.015	37.551	31.969	201.1	1:41.535
18	Out	39.179	31.633	197.8	3:21.281 P	36					

Superprix Zolder 2017



14 - 16 July 2017
 Zolder - 4000 mtr.

Starting grid - GT & Prototype Challenge - Race 2

Start Time : 11:10 - Heat Duration : 1 Hour

Pos	Nbr	Name	time		Pos	Nbr	Name	time
				Row 6	11	402	Dick van Elk	1: 41.389
10	182	Berad-Charles-Aimé	1: 39.948	Row 5	9	405	Cristian Holtappels	1: 39.644
8	401	Cor Euser	1: 37.877	Row 4	7	403	Wim Jeuris	1: 37.753
6	228	Oliver Freymuth	1: 33.541	Row 3	5	396	Gray-Hewitt	1: 33.429
4	202	Lequeux-Ueberecken	1: 33.001	Row 2	3	222	David Hauser	1: 32.135
2	203	Smiechowski-Dreyspring	1: 30.092	Row 1	1	301	de Cock-Joosen-de Jonghe	1: 29.888

----- STARTLINE ----- Pole Left -----

Results: raceresults.nu		Timekeeping by : RSTime by Timeservice.nl		Publication-time	
Race Director		Steward		Time Printed 15-07-2017 - 18:22	
Bobbe Veldkamp				 Timekeeper Floortje Snoek	
Page 1 of 1					

Superprix Zolder 2017

Heat name : GT & Prototype Challenge - Race 2
 Heat Date : 16 July 2017
 Weather :
 CIRCUITNAME : Zolder - 4000 mtr.

Participants Started	: 11	Participants Classified	: 10
Participants Finished	: 9	Participants Not Classified	: 1
Participants Not Finished	: 2		

Green flag at	: 11:12:34	Heat recording start time	: 11:03:31
Finish flag waved at	: 12:12:32	Heat recording end time	:
Total time under Green	: 59:58	Total of All Laps in Heat	: 353
Number of cautions	: 0	Total time under Yellow	: 00:00:00
Number of code-60's	: 0	Total time under Code-60	: 00:00:00

Summary of winners per class

Nbr	Name / Team name	Car	Cls	Fastest Laptime	In	Avg. Speed	Laps	Race Time
203	Smiechowski-Dreyspring	Ligier LMP3	LMP3	1:30.241	34	152.04	38	59:59.004
396	Gray-Hewitt	Praga R1T	CN	1:32.593	7	149.02	38	1:01:11.817
401	Cor Euser	Praga R1	SR3	1:36.982	8	141.12	36	1:01:13.424
182	Berad-Clerc	HOWE Racing TA2	SGT	1:40.385	8	106.80	21	47:11.239

Leader history during the Heat

#	Nbr	Lap	to Lap	Name	Car
1	203	1	19	Smiechowski-Dreyspring	Ligier LMP3
2	222	20	20	David Hauser	Ligier LMP3
3	396	21	21	Gray-Hewitt	Praga R1T
4	203	22	38	Smiechowski-Dreyspring	Ligier LMP3

Best Lap time history during the Heat

#	Nbr	lap time	in lap	Name	Car	time of day
1	203	1:35.920	1	Smiechowski-Dreyspring	Ligier LMP3	11:14:12
2	203	1:32.691	2	Smiechowski-Dreyspring	Ligier LMP3	11:15:45
3	203	1:32.429	3	Smiechowski-Dreyspring	Ligier LMP3	11:17:17
4	203	1:32.088	4	Smiechowski-Dreyspring	Ligier LMP3	11:18:49
5	203	1:31.718	5	Smiechowski-Dreyspring	Ligier LMP3	11:20:21
6	203	1:31.480	8	Smiechowski-Dreyspring	Ligier LMP3	11:24:56
7	222	1:31.438	8	David Hauser	Ligier LMP3	11:25:01
8	203	1:31.212	12	Smiechowski-Dreyspring	Ligier LMP3	11:31:03
9	203	1:30.934	13	Smiechowski-Dreyspring	Ligier LMP3	11:32:34
10	203	1:30.629	14	Smiechowski-Dreyspring	Ligier LMP3	11:34:04
11	203	1:30.432	24	Smiechowski-Dreyspring	Ligier LMP3	11:51:18

Summary of best laptimes per class

Nbr	Name / Team name	Car	Cls	Fastest Laptime	In	Speed
182	Berad-Clerc	HOWE Racing TA2	SGT	1:40.385	8	143.45
301	de Cock-Joosen-de Jonghe	Norma 20FC	CN	1:31.754	27	156.94
203	Smiechowski-Dreyspring	Ligier LMP3	LMP3	1:30.241	34	159.57
401	Cor Euser	Praga R1	SR3	1:36.982	8	148.48

Summary of number of laps in the lead

#	Nbr	Name	Car	# Laps in the lead
1	203	Smiechowski-Dreyspring	Ligier LMP3	36

Superprix Zolder 2017

2	222	David Hauser	Ligier LMP3	1
3	396	Gray-Hewitt	Praga R1T	1