



SPA EURO RACE

SUPERCAR CHALLENGE

Results Booklet





SUPERCAR CHALLENGE
SPA EURO RACE
FREE PRACTICE 1

Classification


| Nr. Drivers | Team | Car | Cl | Time | Lap Total | Gap | Kph |
|---|---------------------------------|---------------------------|-------|-----------------|-----------|----------------|-------|
| 1152 W. Wijtzes / S. van Bellingen | EMG Motorsport | Porsche 991 GT3 Cup | GT | 2:49.156 | 11 12 | - - | 149.1 |
| 2123 K. Bogaeris / M. van der Aa | SDW Shipping by JR Motorsport | BMW M4 Silhouette | GT | 2:52.409 | 12 12 | +3.253 +3.253 | 146.2 |
| 3111 W. Sluys / B. Schouten | JR Motorsport | BMW M4 Silhouette | GT | 2:52.972 | 6 7 | +3.816 +0.563 | 145.8 |
| 4121 D. Meijer | JR Motorsport | BMW M4 Silhouette | GT | 2:54.660 | 9 10 | +5.504 +1.688 | 144.4 |
| 5169 A. Bosman | ABOG Racing | Porsche 991 Cup | GT | 2:56.196 | 5 6 | +7.040 +1.536 | 143.1 |
| 6108 B. Herber | JR Motorsport | f.b.a. | GT | 2:56.578 | 5 6 | +7.422 +0.382 | 142.8 |
| 7245 R. van den Berg / B. van den Berg | Harders Plaza | BMW | SS1 | 2:58.151 | 12 13 | +8.995 +1.573 | 141.5 |
| 8246 R. Olij | Stichting Euro Autosport | BMW E92 M3 | SS1 | 2:58.246 | 8 9 | +9.090 +0.095 | 141.5 |
| 9324 O. Taylor / J. Albert | West Suffolk Racing | BMW E90 | SS2 | 2:58.650 | 9 10 | +9.494 +0.404 | 141.1 |
| 10107 R. Grouwels | Team Raceart | Porsche 991 GT3 Cup | GT | 2:59.065 | 4 6 | +9.909 +0.415 | 140.8 |
| 11151 P. Lamster | EMG Motorsport | Porsche 991 GT3 Cup | GT | 2:59.819 | 5 11 | +10.663 +0.754 | 140.2 |
| 12204 E. van den Munckhof / H. Zumbrink | Munckhof Racing | BMW Z4 Coupe GTR | SS1 | 3:01.021 | 3 10 | +11.865 +1.202 | 139.3 |
| 13201 D. de Borst / M. de Kleijn | Febro Racing Team | Seat Sport Leon Cup Racer | SS1 | 3:02.227 | 3 4 | +13.071 +1.206 | 138.4 |
| 14217 M. Huisman / T. van de Grift | Ferry Monster Motorsport | Seat Sport Leon Cup Racer | SS1 | 3:03.514 | 4 12 | +14.358 +1.287 | 137.4 |
| 15109 D. Schulz | Topper Team | Porsche 997 GT3 Cup | GT | 3:03.769 | 11 12 | +14.613 +0.255 | 137.2 |
| 16127 C. Euser | Cor Euser Racing | Marcos Mantis | GT | 3:04.054 | 6 9 | +14.898 +0.285 | 137.0 |
| 17355 D. van Kuijk / W. Boerekamps | DRDO-Koopman Racing | BMW M3 E46 | SS2 | 3:04.183 | 11 11 | +15.027 +0.129 | 136.9 |
| 18311 J. Adriaenssens / K. van Kelst | Spork Racing Team | Seat Leon Supercopa | SS2 | 3:05.045 | 6 11 | +15.889 +0.862 | 136.3 |
| 19210 K. Kanaroglou | E2P Racing | Ginetta G50 | SS1 | 3:07.506 | 5 10 | +18.350 +2.461 | 134.5 |
| 20259 M. van de Maat / P. Schreurs | BS Racing Team | BMW E46 GTR | SS1 | 3:07.866 | 4 11 | +18.710 +0.360 | 134.2 |
| 21299 R. Renmans | JR Motorsport | BMW GTR | SS1 | 3:07.926 | 7 8 | +18.770 +0.060 | 134.2 |
| 22360 C. Lubbers / L. Rijnbeek | DRDO | BMW GTR | SS2 | 3:08.084 | 4 9 | +18.928 +0.158 | 134.1 |
| 23150 A. Hayes / K. Clarke | Intersport Racing | Lamborghini Super Trofeo | GT | 3:08.194 | 3 7 | +19.038 +0.110 | 134.0 |
| 24405 H. Tappel / T. Rutgers | Bronckhorst Car Racing | BMW Zilhouette 2.0 | Sport | 3:09.957 | 4 4 | +20.801 +1.763 | 132.7 |
| 25358 F. Dullaart | DRDO - Certainty | BMW M3 E46 | SS2 | 3:10.363 | 10 11 | +21.207 +0.406 | 132.5 |
| 26351 P. Koelewijn | DRDO-Koopman Racing | BMW M3 E46 | SS2 | 3:11.213 | 9 10 | +22.057 +0.850 | 131.9 |
| 27403 R. Nieman | Spirit Racing | Renault Clio RS 2.0 16V | Sport | 3:11.422 | 10 11 | +22.266 +0.209 | 131.7 |
| 28413 K. Troeijen / W. Lemmers | AT Motorsport | Ford Focus | Sport | 3:17.789 | 7 9 | +28.633 +6.367 | 127.5 |
| 29423 J. Veldboer | Spirit Racing | Renault Clio RS 2.0 16V | Sport | 3:18.862 | 10 10 | +29.706 +1.073 | 126.8 |
| 30371 A. Seinen | DRDO - Davytec | BMW 130i | SS2 | 3:21.168 | 9 10 | +32.012 +2.306 | 125.3 |
| 31357 D. van der Linden | DRDO - Certainty | BMW M3 E46 | SS2 | 3:23.805 | 9 9 | +34.649 +2.637 | 123.7 |
| 32208 T. van Vliet | JR Motorsport | BMW E92 V8 | SS1 | 3:26.558 | 4 5 | +37.402 +2.753 | 122.1 |
| 33401 B. Drost | Spirit Racing | Renault Clio RS 2.0 16V | Sport | 3:32.925 | 4 8 | +43.769 +6.367 | 118.4 |
| 34113 E. Grouwels | Team Raceart | Porsche 991 GT3 Cup | GT | | | | |
| 35126 J. Jansen | JJ Racing | Porsche 997 GT3 Cup | GT | | | | |
| 36134 D. Houthoofd | Norma Benelux** | Norma M20FC | GT | | | | |
| 37170 P. Moritz / B. Moritz | Moritz Racing | Marcos Mantis | GT | | | | |
| 38202 D. Houweling | Ferry Monster Motorsport | Seat Sport Leon Cup Racer | SS1 | | | | |
| 39203 P. Speelman / D. Kroes | Ferry Monster Motorsport | Seat Sport Leon Cup Racer | SS1 | | | | |
| 40205 P. de Vreede / R. de Leeuw | Brighifiber de Vreede/ de Leeuw | BMW E46 M3 | SS1 | | | | |
| 41222 R. van Loon / L. van Loon | Blueberry Racing | BMW E46 M3 | SS1 | | | | |
| 42244 O. Naaktgeboren | Naaktgeboren Racing | BMW E46 3.2 | SS1 | | | | |
| 43262 R. de Waard | Van der Kooi Racing | Lotus Exige V6 | SS1 | | | | |
| 44305 M. Smith | PDS Racing | Seat Leon Supercopa MK11 | SS2 | | | | |
| 45352 E. Drummen / R. Friederich | DRDO-Koopman Racing | BMW M3 E46 | SS2 | | | | |
| 46353 I. Moens | DRDO-Koopman Racing | BMW M3 E46 | SS2 | | | | |
| 47354 F. Schaap | DRDO-Koopman Racing | BMW M3 E46 | SS2 | | | | |
| 48356 J. Wintermans | DRDO-Koopman Racing | BMW M3 E46 | SS2 | | | | |
| 49361 K. Chandeck / A. Guven | DRDO | BMW | SS2 | | | | |
| 50370 P. Kievit / N. von Dincklage | DRDO | VW Golf Tdi | SS2 | | | | |
| 51372 D. ten Cate / L. Gooshouwer | DRDO - Certainty | BMW Compact | SS2 | | | | |
| 52402 C. Voet / B. van den Broeck | Traxx Racing Team | Peugeot RCZ Cup | Sport | | | | |
| 53416 J. van der Voort / S. van der Sloot | Kustlicht | Alfa 147 | Sport | | | | |

Fastest Lap Lap 11 Wiebe Wijtzes **2:49.156** 149.1 Kph

Published at:

Track Status: **WET**


| | |
|-----------------------|--------------------|
| Race Director: | Timekeeper: |
|-----------------------|--------------------|



SUPERCAR CHALLENGE
SPA EURO RACE
FREE PRACTICE 1

Best Sector Times

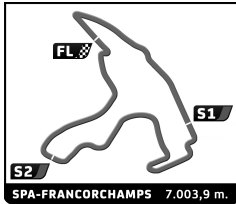
| SECTOR 1 | | | SECTOR 2 | | | SECTOR 3 | | | Pos | Team | Cl | Ideal Lap | Best Lap |
|----------|------------------------|--------|------------------------|----------|------------------------|----------|-----|-----------------------------------|-------|----------|----------|-----------|----------|
| Pos | Driver | Time | Driver | Time | Driver | Time | Pos | Team | | | | | |
| 1 | 152 W.Wijzes | 46.058 | 123 K.Bogaerts | 1:19.927 | 152 W.Wijzes | 43.014 | 1 | 152 EMG Motorsport | GT | 2:49.130 | 2:49.156 | (1) | |
| 2 | 111 W.Sluys | 47.367 | 152 W.Wijzes | 1:20.058 | 123 K.Bogaerts | 43.495 | 2 | 123 SDW Shipping by JR Motorsport | GT | 2:51.153 | 2:52.409 | (2) | |
| 3 | 169 A.Bosman | 47.608 | 111 W.Sluys | 1:20.217 | 121 D.Meijer | 44.174 | 3 | 111 JR Motorsport | GT | 2:52.124 | 2:52.972 | (3) | |
| 4 | 123 K.Bogaerts | 47.731 | 121 D.Meijer | 1:21.290 | 111 W.Sluys | 44.540 | 4 | 121 JR Motorsport | GT | 2:54.046 | 2:54.660 | (4) | |
| 5 | 121 D.Meijer | 48.582 | 324 O.Taylor | 1:22.318 | 169 A.Bosman | 44.703 | 5 | 169 ABOG Racing | GT | 2:55.710 | 2:56.196 | (5) | |
| 6 | 107 R.Grouwels | 48.663 | 108 B.Herber | 1:22.495 | 108 B.Herber | 45.046 | 6 | 108 JR Motorsport | GT | 2:56.223 | 2:56.578 | (6) | |
| 7 | 108 B.Herber | 48.682 | 245 R.van den Berg | 1:22.510 | 245 R.van den Berg | 45.350 | 7 | 245 Harders Plaza | SS1 | 2:57.759 | 2:58.151 | (7) | |
| 8 | 246 R.Olij | 48.862 | 127 C.Euser | 1:22.623 | 246 R.Olij | 45.544 | 8 | 246 Stichting Euro Autosport | SS1 | 2:57.964 | 2:58.246 | (8) | |
| 9 | 127 C.Euser | 49.185 | 169 A.Bosman | 1:23.399 | 107 R.Grouwels | 45.804 | 9 | 107 Team Raceart | GT | 2:58.210 | 2:59.065 | (10) | |
| 10 | 245 R.van den Berg | 49.899 | 246 R.Olij | 1:23.558 | 324 O.Taylor | 46.027 | 10 | 127 Cor Euser Racing | GT | 2:58.396 | 3:04.054 | (16) | |
| 11 | 201 D.de Borst | 50.137 | 107 R.Grouwels | 1:23.743 | 204 E.van den Munckhof | 46.215 | 11 | 324 West Suffolk Racing | SS2 | 2:58.631 | 2:58.650 | (9) | |
| 12 | 324 O.Taylor | 50.286 | 204 E.van den Munckhof | 1:23.822 | 201 D.de Borst | 46.524 | 12 | 204 Munckhof Racing | SS1 | 3:01.021 | 3:01.021 | (12) | |
| 13 | 109 D.Schulz | 50.623 | 355 D.van Kuijk | 1:24.733 | 127 C.Euser | 46.588 | 13 | 201 Febo Racing Team | SS1 | 3:01.816 | 3:02.227 | (13) | |
| 14 | 204 E.van den Munckhof | 50.984 | 311 J.Adriaenssens | 1:24.867 | 217 M.Huisman | 46.643 | 14 | 217 Ferry Monster Motorsport | SS1 | 3:03.514 | 3:03.514 | (14) | |
| 15 | 217 M.Huisman | 51.177 | 201 D.de Borst | 1:25.155 | 109 D.Schulz | 47.038 | 15 | 109 Topper Team | GT | 3:03.769 | 3:03.769 | (15) | |
| 16 | 259 M.van de Maat | 51.673 | 210 K.Kanaroglou | 1:25.586 | 311 J.Adriaenssens | 47.072 | 16 | 311 Spork Racing Team | SS2 | 3:03.892 | 3:05.045 | (18) | |
| 17 | 355 D.van Kuijk | 51.680 | 217 M.Huisman | 1:25.694 | 210 K.Kanaroglou | 47.272 | 17 | 355 DRDO-Koopman Racing | SS2 | 3:04.073 | 3:04.183 | (17) | |
| 18 | 150 A.Hayes | 51.709 | 109 D.Schulz | 1:26.108 | 355 D.van Kuijk | 47.660 | 18 | 210 E2P Racing | SS1 | 3:04.706 | 3:07.506 | (19) | |
| 19 | 299 R.Renmans | 51.738 | 405 H.Tappel | 1:26.323 | 150 A.Hayes | 48.109 | 19 | 150 Intersport Racing | GT | 3:06.501 | 3:08.194 | (23) | |
| 20 | 210 K.Kanaroglou | 51.848 | 150 A.Hayes | 1:26.683 | 299 R.Renmans | 48.112 | 20 | 259 BS Racing Team | SS1 | 3:07.026 | 3:07.866 | (20) | |
| 21 | 311 J.Adriaenssens | 51.953 | 360 C.Lubbers | 1:26.811 | 360 C.Lubbers | 48.154 | 21 | 299 JR Motorsport | SS1 | 3:07.334 | 3:07.926 | (21) | |
| 22 | 358 F.Dullaart | 52.619 | 259 M.van de Maat | 1:27.013 | 259 M.van de Maat | 48.340 | 22 | 360 DRDO | SS2 | 3:08.084 | 3:08.084 | (22) | |
| 23 | 360 C.Lubbers | 53.119 | 299 R.Renmans | 1:27.484 | 358 F.Dullaart | 48.732 | 23 | 405 Bronckhorst Car Racing | Sport | 3:09.957 | 3:09.957 | (24) | |
| 24 | 403 R.Nieman | 53.547 | 413 K.Troeijen | 1:28.062 | 405 H.Tappel | 48.835 | 24 | 358 DRDO - Certainty | SS2 | 3:10.171 | 3:10.363 | (25) | |
| 25 | 351 P.Koelewijn | 54.029 | 351 P.Koelewijn | 1:28.211 | 351 P.Koelewijn | 48.973 | 25 | 403 Spirit Racing | Sport | 3:11.203 | 3:11.422 | (27) | |
| 26 | 405 H.Tappel | 54.799 | 403 R.Nieman | 1:28.240 | 403 R.Nieman | 49.416 | 26 | 351 DRDO-Koopman Racing | SS2 | 3:11.213 | 3:11.213 | (26) | |
| 27 | 371 A.Seinen | 55.739 | 358 F.Dullaart | 1:28.820 | 413 K.Troeijen | 50.528 | 27 | 413 AT Motorsport | Sport | 3:15.327 | 3:17.789 | (28) | |
| 28 | 423 J.Veldboer | 56.659 | 423 J.Veldboer | 1:31.234 | 423 J.Veldboer | 50.854 | 28 | 423 Spirit Racing | | 3:18.747 | 3:18.862 | (29) | |
| 29 | 413 K.Troeijen | 56.737 | 371 A.Seinen | 1:31.887 | 371 A.Seinen | 51.926 | 29 | 371 DRDO- Davytec | SS2 | 3:19.552 | 3:21.168 | (30) | |
| 30 | 357 D.van der Linden | 57.141 | 401 B.Drost | 1:33.461 | 208 T.van Vliet | 52.330 | 30 | 357 DRDO - Certainty | SS2 | 3:23.805 | 3:23.805 | (31) | |
| 31 | 208 T.van Vliet | 57.963 | 357 D.van der Linden | 1:33.921 | 357 D.van der Linden | 52.743 | 31 | 208 JR Motorsport | SS1 | 3:24.658 | 3:26.558 | (32) | |
| 32 | 401 B.Drost | 58.681 | 208 T.van Vliet | 1:34.365 | 401 B.Drost | 53.584 | 32 | 401 Spirit Racing | Sport | 3:25.726 | 3:32.925 | (33) | |



SUPERCAR CHALLENGE
SPA EURO RACE
After FREE PRACTICE 1

Event maximum speed


| Team | Car | Class | Driver | Top Speed | Lap | Session |
|-----------------------------------|---------------------------|-------|-----------------------|--------------|-----|-----------------|
| 111 JR Motorsport | BMW M4 Silhouette | GT | Ward Sluys | 214.3 | 7 | FREE PRACTICE 1 |
| 152 EMG Motorsport | Porsche 991 GT3 Cup | GT | Wiebe Witzes | 213.4 | 11 | FREE PRACTICE 1 |
| 107 Team Raceart | Porsche 991 GT3 Cup | GT | Roger Grouwels | 213.0 | 4 | FREE PRACTICE 1 |
| 123 SDW Shipping by JR Motorsport | BMW M4 Silhouette | GT | Koen Bogaerts | 209.7 | 9 | FREE PRACTICE 1 |
| 246 Stichting Euro Autosport | BMW E92 M3 | SS1 | Ruud Olij | 209.3 | 9 | FREE PRACTICE 1 |
| 245 Harders Plaza | BMW | SS1 | Robert van den Berg | 208.9 | 11 | FREE PRACTICE 1 |
| 169 ABOG Racing | Porsche 991 Cup | GT | Aart Bosman | 208.5 | 6 | FREE PRACTICE 1 |
| 210 E2P Racing | Ginetta G50 | SS1 | Kosta Kanaroglou | 208.5 | 6 | FREE PRACTICE 1 |
| 204 Munckhof Racing | BMW Z4 Coupe GTR | SS1 | Eric van den Munckhof | 208.1 | 10 | FREE PRACTICE 1 |
| 108 JR Motorsport | t.b.a. | GT | Bob Herber | 206.1 | 6 | FREE PRACTICE 1 |
| 324 West Suffolk Racing | BMW E90 | SS2 | Ollie Taylor | 203.0 | 7 | FREE PRACTICE 1 |
| 121 JR Motorsport | BMW M4 Silhouette | GT | Daan Meijer | 200.4 | 10 | FREE PRACTICE 1 |
| 127 Cor Euser Racing | Marcos Mantis | GT | Cor Euser | 199.6 | 7 | FREE PRACTICE 1 |
| 360 DRDO | BMW GTR | SS2 | Cees Lubbers | 196.0 | 7 | FREE PRACTICE 1 |
| 355 DRDO-Koopman Racing | BMW M3 E46 | SS2 | Daan van Kuijk | 195.7 | 7 | FREE PRACTICE 1 |
| 311 Spork Racing Team | Seat Leon Supercopa | SS2 | Jimmy Adriaenssens | 195.3 | 6 | FREE PRACTICE 1 |
| 259 BS Racing Team | BMW E46 GTR | SS1 | Marcel van de Maat | 194.6 | 10 | FREE PRACTICE 1 |
| 358 DRDO - Certainty | BMW M3 E46 | SS2 | Floris Dullaart | 192.5 | 11 | FREE PRACTICE 1 |
| 109 Topper Team | Porsche 997 GT3 Cup | GT | Dirk Schulz | 192.2 | 12 | FREE PRACTICE 1 |
| 217 Ferry Monster Motorsport | Seat Sport Leon Cup Racer | SS1 | Martin Huisman | 189.8 | 9 | FREE PRACTICE 1 |
| 299 JR Motorsport | BMW GTR | SS1 | Rick Renmans | 183.4 | 7 | FREE PRACTICE 1 |
| 351 DRDO-Koopman Racing | BMW M3 E46 | SS2 | Peter Koelewijn | 183.4 | 7 | FREE PRACTICE 1 |
| 150 Intersport Racing | Lamborghini Super Trofeo | GT | Adam Hayes | 183.1 | 2 | FREE PRACTICE 1 |
| 201 Febo Racing Team | Seat Sport Leon Cup Racer | SS1 | Dennis de Borst | 181.8 | 4 | FREE PRACTICE 1 |
| 371 DRDO- Davytec | BMW 130i | SS2 | Andre Seinen | 181.8 | 7 | FREE PRACTICE 1 |
| 403 Spirit Racing | Renault Clio RS 2.0 16V | Sport | Rob Nieman | 181.5 | 9 | FREE PRACTICE 1 |
| 405 Bronckhorst Car Racing | BMW Zilhouette 2.0 | Sport | Henk Tappel | 179.4 | 4 | FREE PRACTICE 1 |
| 413 AT Motorsport | Ford Focus | Sport | Kim Troeijen | 175.3 | 9 | FREE PRACTICE 1 |
| 401 Spirit Racing | Renault Clio RS 2.0 16V | Sport | Bart Drost | 170.3 | 8 | FREE PRACTICE 1 |
| 423 Spirit Racing | Renault Clio RS 2.0 16V | Sport | Jos Veldboer | 170.1 | 10 | FREE PRACTICE 1 |
| 357 DRDO - Certainty | BMW M3 E46 | SS2 | Dennis van der Linden | 160.5 | 6 | FREE PRACTICE 1 |
| 208 JR Motorsport | BMW E92 V8 | SS1 | Ted van Vliet | 157.7 | 4 | FREE PRACTICE 1 |



SUPERCAR CHALLENGE
SPA EURO RACE
FREE PRACTICE 1

Fastest Lap Sequence

| Practice Time | Team | Car | Class | Driver | Time | Kph | |
|---------------|-----------------------------------|---------------------|-------|-----------------------|-----------------|-------|----|
| 6:34.645 | 204 Munckhof Racing | BMW Z4 Coupe GTR | SS1 | Eric van den Munckhof | 3:07.022 | 134.8 | 2 |
| 6:48.449 | 123 SDW Shipping by JR Motorsport | BMW M4 Silhouette | GT | Koen Bogaerts | 3:01.257 | 139.1 | 2 |
| 9:35.666 | 204 Munckhof Racing | BMW Z4 Coupe GTR | SS1 | Eric van den Munckhof | 3:01.021 | 139.3 | 3 |
| 12:47.191 | 123 SDW Shipping by JR Motorsport | BMW M4 Silhouette | GT | Koen Bogaerts | 2:57.573 | 142.0 | 4 |
| 15:43.714 | 123 SDW Shipping by JR Motorsport | BMW M4 Silhouette | GT | Koen Bogaerts | 2:56.523 | 142.8 | 5 |
| 19:24.338 | 111 JR Motorsport | BMW M4 Silhouette | GT | Ward Sluys | 2:56.026 | 143.2 | 5 |
| 22:17.310 | 111 JR Motorsport | BMW M4 Silhouette | GT | Ward Sluys | 2:52.972 | 145.8 | 6 |
| 34:28.715 | 152 EMG Motorsport | Porsche 991 GT3 Cup | GT | Wiebe Wijtzes | 2:50.874 | 147.6 | 10 |
| 37:17.871 | 152 EMG Motorsport | Porsche 991 GT3 Cup | GT | Wiebe Wijtzes | 2:49.156 | 149.1 | 11 |



SUPERCAR CHALLENGE SPA EURO RACE FREE PRACTICE 1

Sector Analysis

■ Personal Best
 ■ Session Best
 ■ Crossing the finish line in pit lane

| Lap | D | Time | Sector 1 | Sector 2 | Sector 3 | T. Spd | Elapsed | Lap | D | Time | Sector 1 | Sector 2 | Sector 3 | T. Spd | Elapsed |
|-----|---|----------|----------|----------|----------|--------|-----------|-----|---|------------|----------|----------|----------|--------|-----------|
| 2 | 1 | 3:08.599 | 50.756 | 1:28.228 | 49.615 | 169.0 | 10:41.969 | 5 | 1 | 3:07.506 | 54.648 | 1:25.586 | 47.272 | 183.4 | 19:14.704 |
| 3 | 1 | 3:03.005 | 51.244 | 1:24.858 | 46.903 | 179.1 | 13:44.974 | 6 | 1 | 3:08.013 | 51.848 | 1:26.548 | 49.617 | 208.5 | 22:22.717 |
| 4 | 1 | 2:59.659 | 48.492 | 1:24.207 | 46.960 | 182.4 | 16:44.633 | 7 | 1 | 3:20.350 B | 52.197 | 1:30.640 | 57.513 | 177.3 | 25:43.067 |
| 5 | 1 | 2:59.019 | 48.662 | 1:25.128 | 45.229 | 185.2 | 19:43.652 | 8 | 1 | 6:33.683 | 4:15.194 | 1:29.165 | 49.324 | 161.9 | 32:16.750 |
| 6 | 1 | 3:01.614 | 48.859 | 1:23.513 | 49.242 | 204.2 | 22:45.266 | 9 | 1 | 3:20.828 B | 52.819 | 1:28.876 | 59.133 | 169.8 | 35:37.578 |
| 7 | 1 | 2:58.272 | 48.691 | 1:23.897 | 45.684 | 180.6 | 25:43.538 | 10 | 1 | 5:16.599 | 2:59.282 | 1:30.010 | 47.307 | 185.2 | 40:54.177 |
| 8 | 1 | 2:57.851 | 49.361 | 1:24.138 | 44.352 | 187.2 | 28:41.389 | | | | | | | | |
| 9 | 1 | 2:56.452 | 47.206 | 1:22.615 | 46.631 | 201.9 | 31:37.841 | | | | | | | | |
| 10 | 1 | 2:50.874 | 46.423 | 1:21.094 | 43.357 | 208.1 | 34:28.715 | | | | | | | | |
| 11 | 1 | 2:49.156 | 46.084 | 1:20.058 | 43.014 | 213.4 | 37:17.871 | | | | | | | | |
| 12 | 1 | 2:50.513 | 46.058 | 1:21.125 | 43.330 | 209.3 | 40:08.384 | | | | | | | | |

| 169 ABOG Racing 1. Aart Bosman | | Porsche 991 Cup GT | | | | | |
|-----------------------------------|---|-----------------------|--------|----------|--------|-------|-----------|
| 1 | 1 | 26:59.624 | ... | 1:54.165 | 49.779 | 166.4 | 26:59.624 |
| 2 | 1 | 3:03.055 | 49.843 | 1:26.498 | 46.714 | 194.6 | 30:02.679 |
| 3 | 1 | 2:58.153 | 48.468 | 1:24.174 | 45.511 | 207.3 | 33:00.832 |
| 4 | 1 | 2:59.858 | 48.736 | 1:26.419 | 44.703 | 166.9 | 36:00.690 |
| 5 | 1 | 2:56.196 | 47.608 | 1:23.486 | 45.102 | 191.8 | 38:56.886 |
| 6 | 1 | 2:56.561 | 47.674 | 1:23.399 | 45.488 | 208.5 | 41:53.447 |

| 201 Febo Racing Team 1. Dennis de Borst 2. Martin de Kleijn | | Seat Sport Leon Cup Racer SS1 | | | | | |
|---|---|----------------------------------|----------|----------|----------|-------|-----------|
| 1 | 1 | 5:16.862 | 2:57.159 | 1:31.112 | 48.591 | 130.4 | 5:16.862 |
| 2 | 1 | 3:05.700 | 52.819 | 1:25.411 | 47.470 | 171.2 | 8:22.562 |
| 3 | 1 | 3:02.227 | 50.548 | 1:25.155 | 46.524 | 171.4 | 11:24.789 |
| 4 | 1 | 3:16.627 B | 50.137 | 1:25.227 | 1:01.263 | 181.8 | 14:41.416 |

| 204 Munckhof Racing 1. Eric van den Munckhof 2. Henry Zumbink | | BMW Z4 Coupe GTR SS1 | | | | | |
|---|---|-------------------------|----------|----------|----------|-------|-----------|
| 1 | 1 | 3:27.623 | 1:07.681 | 1:30.669 | 49.273 | 140.8 | 3:27.623 |
| 2 | 1 | 3:07.022 | 53.303 | 1:25.889 | 47.830 | 171.7 | 6:34.645 |
| 3 | 1 | 3:01.021 | 50.984 | 1:23.822 | 46.215 | 181.2 | 9:35.666 |
| 4 | 1 | 3:21.473 B | 53.942 | 1:26.944 | 1:00.587 | 165.4 | 12:57.139 |
| 5 | 1 | 7:30.952 | 5:06.974 | 1:34.045 | 49.933 | 170.1 | 20:28.091 |
| 6 | 1 | 3:11.293 | 53.866 | 1:28.319 | 49.108 | 173.1 | 23:39.384 |
| 7 | 1 | 3:08.357 | 51.370 | 1:28.558 | 48.429 | 180.6 | 26:47.741 |
| 8 | 1 | 3:05.389 | 52.459 | 1:25.817 | 47.113 | 206.9 | 29:53.130 |
| 9 | 1 | 3:03.726 | 51.055 | 1:25.603 | 47.068 | 197.4 | 32:56.856 |
| 10 | 1 | 3:21.252 B | 51.256 | 1:27.377 | 1:02.619 | 208.1 | 36:18.108 |

| 208 JR Motorsport 1. Ted van Vliet | | BMW E92 V8 SS1 | | | | | |
|---------------------------------------|---|-------------------|----------|----------|----------|-------|-----------|
| 1 | 1 | 4:11.074 | 1:37.109 | 1:38.887 | 55.078 | 122.2 | 4:11.074 |
| 2 | 1 | 3:28.910 | 1:00.312 | 1:34.365 | 54.233 | 139.5 | 7:39.984 |
| 3 | 1 | 3:30.092 | 1:00.037 | 1:36.270 | 53.785 | 148.4 | 11:10.076 |
| 4 | 1 | 3:26.558 | 57.963 | 1:36.265 | 52.330 | 157.7 | 14:36.634 |
| 5 | 1 | 3:44.077 B | 58.206 | 1:36.746 | 1:09.125 | 143.6 | 18:20.711 |


| 210 E2P Racing 1. Kosta Kanaroglou | | Ginetta G50 SS1 | | | | | |
|---------------------------------------|---|--------------------|----------|----------|--------|-------|-----------|
| 1 | 1 | 6:34.800 | 4:02.883 | 1:38.136 | 53.781 | 120.9 | 6:34.800 |
| 2 | 1 | 3:14.903 | 55.605 | 1:30.588 | 48.710 | 137.9 | 9:49.703 |
| 3 | 1 | 3:09.242 | 53.128 | 1:27.684 | 48.430 | 155.4 | 12:58.945 |
| 4 | 1 | 3:08.253 | 53.741 | 1:26.887 | 47.625 | 180.9 | 16:07.198 |

| 217 Ferry Monster Motorsport 1. Martin Huisman 2. Teunis van de Grift | | Seat Sport Leon Cup Racer SS1 | | | | | |
|---|---|----------------------------------|----------|----------|----------|-------|-----------|
| 1 | 1 | 5:29.794 | 3:00.225 | 1:31.647 | 57.922 | 154.1 | 5:29.794 |
| 2 | 1 | 3:12.073 | 54.989 | 1:28.168 | 48.916 | 166.7 | 8:41.867 |
| 3 | 1 | 3:06.427 | 52.130 | 1:27.431 | 46.866 | 172.8 | 11:48.294 |
| 4 | 1 | 3:03.514 | 51.177 | 1:25.694 | 46.643 | 187.5 | 14:51.808 |
| 5 | 1 | 3:26.456 B | 51.888 | 1:28.375 | 1:06.193 | 158.6 | 18:18.264 |
| 6 | 1 | 5:12.106 | 2:47.587 | 1:34.323 | 50.196 | 157.4 | 23:30.370 |
| 7 | 1 | 3:17.586 | 55.565 | 1:32.431 | 49.590 | 167.4 | 26:47.956 |
| 8 | 1 | 3:14.918 | 56.040 | 1:30.028 | 48.850 | 164.9 | 30:02.874 |
| 9 | 1 | 3:11.270 | 52.623 | 1:28.926 | 49.721 | 189.8 | 33:14.144 |
| 10 | 1 | 3:08.387 | 52.823 | 1:27.422 | 48.142 | 178.5 | 36:22.531 |
| 11 | 1 | 3:09.022 | 52.329 | 1:28.496 | 48.197 | 179.1 | 39:31.553 |
| 12 | 1 | 3:06.958 | 52.061 | 1:27.829 | 47.068 | 186.5 | 42:38.511 |

| 245 Hadders Plaza 1. Robert van den Berg 2. Benjamin van den Berg | | BMW SS1 | | | | | |
|---|---|------------|----------|----------|----------|-------|-----------|
| 1 | 1 | 3:34.399 | 1:06.755 | 1:30.993 | 56.651 | 159.3 | 3:34.399 |
| 2 | 1 | 3:07.384 | 53.178 | 1:26.270 | 47.936 | 185.6 | 6:41.783 |
| 3 | 1 | 3:19.660 | 55.841 | 1:29.105 | 54.714 | 172.8 | 10:01.443 |
| 4 | 1 | 3:03.981 | 52.031 | 1:24.585 | 47.365 | 183.1 | 13:05.424 |
| 5 | 1 | 3:45.048 | 55.105 | 1:37.706 | 1:12.237 | 150.8 | 16:50.472 |
| 6 | 1 | 3:01.104 | 51.167 | 1:23.845 | 46.092 | 193.5 | 19:51.576 |
| 7 | 1 | 3:01.987 | 51.187 | 1:23.514 | 47.286 | 191.2 | 22:53.563 |
| 8 | 1 | 3:06.095 | 50.857 | 1:26.115 | 49.123 | 181.5 | 25:59.658 |
| 9 | 1 | 3:02.196 | 50.532 | 1:24.129 | 47.535 | 197.1 | 29:01.854 |
| 10 | 1 | 3:06.140 | 52.220 | 1:27.461 | 46.459 | 183.7 | 32:07.994 |
| 11 | 1 | 2:58.200 | 49.899 | 1:22.510 | 45.791 | 208.9 | 35:06.194 |
| 12 | 1 | 2:58.151 | 50.135 | 1:22.666 | 45.350 | 198.9 | 38:04.345 |
| 13 | 1 | 3:16.044 B | 51.481 | 1:27.516 | 57.047 | 184.9 | 41:20.389 |

| 246 Stichting Euro Autosport 1. Ruud Olij | | BMW E92 M3 SS1 | | | | | |
|--|---|-------------------|----------|----------|--------|-------|-----------|
| 1 | 1 | 8:46.011 | 6:13.628 | 1:38.603 | 53.780 | 113.8 | 8:46.011 |
| 2 | 1 | 3:13.568 | 53.754 | 1:30.072 | 49.742 | 154.5 | 11:59.579 |
| 3 | 1 | 3:10.524 | 52.223 | 1:29.355 | 48.946 | 169.3 | 15:10.103 |
| 4 | 1 | 3:04.862 | 51.302 | 1:26.434 | 47.126 | 175.3 | 18:14.965 |
| 5 | 1 | 3:04.358 | 50.332 | 1:26.157 | 47.869 | 177.3 | 21:19.323 |
| 6 | 1 | 3:03.450 | 50.263 | 1:25.179 | 48.008 | 185.2 | 24:22.773 |
| 7 | 1 | 3:03.435 | 49.771 | 1:25.498 | 48.166 | 194.2 | 27:26.208 |
| 8 | 1 | 2:58.246 | 49.144 | 1:23.558 | 45.544 | 203.4 | 30:24.454 |
| 9 | 1 | 3:00.156 | 48.862 | 1:25.403 | 45.891 | 209.3 | 33:24.610 |

| 259 BS Racing Team 1. Marcel van de Maat 2. Peter Schreurs | | BMW E46 GTR SS1 | | | | | |
|--|---|--------------------|----------|----------|--------|-------|-----------|
| 1 | 1 | 3:38.949 | 1:12.757 | 1:33.164 | 53.028 | 163.4 | 3:38.949 |
| 2 | 1 | 3:26.086 B | 54.181 | 1:33.118 | 58.787 | 134.2 | 7:05.035 |
| 3 | 1 | 5:27.671 | 3:09.546 | 1:28.748 | 49.377 | 184.9 | 12:32.706 |
| 4 | 1 | 3:07.866 | 52.090 | 1:27.013 | 48.763 | 192.9 | 15:40.572 |




SUPERCAR CHALLENGE
SPA EURO RACE
FREE PRACTICE 1

Sector Analysis

Personal Best Session Best B Crossing the finish line in pit lane

| Lap | D | Time | Sector 1 | Sector 2 | Sector 3 | T. Spd | Elapsed | Lap | D | Time | Sector 1 | Sector 2 | Sector 3 | T. Spd | Elapsed | | |
|--|---|-----------|----------|----------|----------|----------|-----------|---|----|----------|----------|----------|----------|----------|-----------|-----------|-----------|
| 5 | 1 | 3:09.128 | 51.673 | 1:29.115 | 48.340 | 165.9 | 18:49.700 | 9 | 1 | 3:11.213 | 54.029 | 1:28.211 | 48.973 | 182.7 | 32:29.384 | | |
| 6 | 1 | 3:15.585 | B | 52.201 | 1:27.591 | 55.793 | 189.8 | 22:05.285 | 10 | 1 | 3:58.087 | B | 1:06.326 | 1:45.114 | 1:06.647 | 132.7 | 36:27.471 |
| 7 | 1 | 6:18.704 | 3:50.820 | 1:35.703 | 52.181 | 139.4 | 28:23.989 | 355 DRDO-Koopman Racing BMW M3 E46 | | | | | | | | | |
| 8 | 1 | 3:17.744 | 54.533 | 1:31.518 | 51.693 | 175.9 | 31:41.733 | 1.Daen van Kuijk SS2 | | | | | | | | | |
| 9 | 1 | 3:16.252 | 54.568 | 1:30.590 | 51.094 | 172.5 | 34:57.985 | 2.Wouter Boerekamps | | | | | | | | | |
| 10 | 1 | 3:10.915 | 53.400 | 1:28.683 | 48.832 | 194.6 | 38:08.900 | 1 | 1 | 4:01.212 | 1:25.389 | 1:40.561 | 55.262 | 130.6 | 4:01.212 | | |
| 11 | 1 | 3:10.368 | 52.640 | 1:28.430 | 49.298 | 182.7 | 41:19.268 | 2 | 1 | 3:22.809 | 58.589 | 1:30.085 | 54.135 | 166.2 | 7:24.021 | | |
| 299 JR Motorsport BMW GTR | | | | | | | | 357 DRDO - Certainty BMW M3 E46 | | | | | | | | | |
| 1.Rick Renmans SS1 | | | | | | | | 1.Dennis van der Linden SS2 | | | | | | | | | |
| 1 | 1 | 9:21.548 | 6:42.718 | 1:42.590 | 56.240 | 131.4 | 9:21.548 | 1 | 1 | 6:37.966 | 3:37.309 | 1:56.463 | 1:04.194 | 111.9 | 6:37.966 | | |
| 2 | 1 | 3:23.637 | 57.604 | 1:34.474 | 51.559 | 153.2 | 12:45.185 | 2 | 1 | 3:55.685 | 1:09.468 | 1:46.677 | 59.540 | 132.0 | 10:33.651 | | |
| 3 | 1 | 3:21.521 | 56.555 | 1:31.791 | 53.175 | 156.3 | 16:06.706 | 3 | 1 | 3:38.880 | 1:04.777 | 1:38.560 | 55.543 | 144.6 | 14:12.531 | | |
| 4 | 1 | 3:21.926 | 59.558 | 1:31.930 | 50.438 | 145.4 | 19:28.632 | 4 | 1 | 3:37.043 | 1:03.557 | 1:37.438 | 56.048 | 149.6 | 17:49.574 | | |
| 5 | 1 | 3:15.914 | 53.460 | 1:32.399 | 50.055 | 157.2 | 22:44.546 | 5 | 1 | 3:27.370 | 58.381 | 1:35.239 | 53.750 | 157.7 | 21:16.944 | | |
| 6 | 1 | 3:09.353 | 52.614 | 1:28.627 | 48.112 | 165.6 | 25:53.899 | 6 | 1 | 3:33.683 | 59.369 | 1:36.193 | 58.121 | 160.5 | 24:50.627 | | |
| 7 | 1 | 3:07.926 | 51.738 | 1:27.484 | 48.704 | 183.4 | 29:01.825 | 7 | 1 | 4:49.058 | B | 1:09.628 | 2:06.271 | 1:33.159 | 123.4 | 29:39.685 | |
| 8 | 1 | 3:27.107 | B | 54.209 | 1:29.390 | 1:03.508 | 175.9 | 32:28.932 | 8 | 1 | 7:16.751 | 4:43.821 | 1:37.203 | 55.727 | 153.2 | 36:56.436 | |
| 311 Spork Racing Team Seat Leon Supercopa | | | | | | | | 358 DRDO - Certainty BMW M3 E46 | | | | | | | | | |
| 1.Jimmy Adriaenssens SS2 | | | | | | | | 1.Floris Dullaart SS2 | | | | | | | | | |
| 2.Kris van Kelst | | | | | | | | 1 | 1 | 7:16.063 | 4:29.943 | 1:49.439 | 56.681 | 113.6 | 7:16.063 | | |
| 1 | 1 | 5:16.392 | B | 1:55.480 | 2:00.357 | 1:20.555 | 95.7 | 5:16.392 | 2 | 1 | 3:35.550 | 58.643 | 1:42.697 | 54.210 | 149.8 | 10:51.613 | |
| 2 | 1 | 6:14.956 | 3:54.473 | 1:31.262 | 49.221 | 161.2 | 11:31.348 | 3 | 1 | 3:21.849 | 55.866 | 1:31.511 | 54.472 | 173.9 | 14:13.462 | | |
| 3 | 1 | 3:08.166 | 53.298 | 1:26.037 | 48.831 | 188.8 | 14:39.514 | 4 | 1 | 3:27.151 | 1:00.489 | 1:33.611 | 53.051 | 170.6 | 17:40.613 | | |
| 4 | 1 | 3:07.065 | 54.329 | 1:25.110 | 47.626 | 187.8 | 17:46.579 | 5 | 1 | 3:19.670 | 55.018 | 1:32.847 | 51.805 | 163.4 | 21:00.283 | | |
| 5 | 1 | 3:05.886 | 52.761 | 1:26.053 | 47.072 | 191.8 | 20:52.465 | 6 | 1 | 3:14.905 | 53.496 | 1:30.671 | 50.738 | 180.9 | 24:15.188 | | |
| 6 | 1 | 3:05.045 | 51.953 | 1:24.867 | 48.225 | 195.3 | 23:57.510 | 7 | 1 | 3:17.136 | 53.397 | 1:32.769 | 50.970 | 188.2 | 27:32.324 | | |
| 7 | 1 | 3:15.243 | B | 52.127 | 1:25.174 | 57.942 | 186.9 | 27:12.753 | 8 | 1 | 3:12.134 | 53.681 | 1:28.952 | 49.501 | 175.3 | 30:44.458 | |
| 8 | 1 | 5:37.310 | 3:08.980 | 1:36.803 | 51.527 | 132.5 | 32:50.063 | 9 | 1 | 3:11.225 | 53.079 | 1:28.820 | 49.326 | 176.8 | 33:55.683 | | |
| 9 | 1 | 3:18.386 | 55.140 | 1:32.680 | 50.566 | 165.1 | 36:08.449 | 10 | 1 | 3:10.363 | 52.748 | 1:28.883 | 48.732 | 183.1 | 37:06.046 | | |
| 10 | 1 | 3:10.979 | 53.481 | 1:28.573 | 48.925 | 181.8 | 39:19.428 | 11 | 1 | 3:11.133 | 52.619 | 1:29.202 | 49.312 | 192.5 | 40:17.179 | | |
| 11 | 1 | 3:09.682 | 52.782 | 1:28.488 | 48.412 | 184.9 | 42:29.110 | 360 DRDO BMW GTR | | | | | | | | | |
| 324 West Suffolk Racing BMW E90 | | | | | | | | 1.Cees Lubbers SS2 | | | | | | | | | |
| 1.Ollie Taylor | | | | | | | | 2.Leon Rijnbeek | | | | | | | | | |
| 2.Jordan Albert | | | | | | | | 1 | 1 | 5:04.252 | 2:37.011 | 1:34.212 | 53.029 | 135.3 | 5:04.252 | | |
| 1 | 1 | 5:41.477 | 3:16.516 | 1:33.514 | 51.447 | 137.4 | 5:41.477 | 2 | 1 | 3:18.023 | 56.480 | 1:30.207 | 51.336 | 163.4 | 8:22.275 | | |
| 2 | 1 | 3:52.102 | B | 52.373 | 1:40.374 | 1:19.355 | 172.2 | 9:33.579 | 3 | 1 | 3:13.040 | 55.183 | 1:28.563 | 49.294 | 177.3 | 11:35.315 | |
| 3 | 1 | 10:00.207 | 7:43.523 | 1:27.880 | 48.804 | 161.0 | 19:33.786 | 4 | 1 | 3:08.084 | 53.119 | 1:26.811 | 48.154 | 191.8 | 14:43.399 | | |
| 4 | 1 | 3:07.070 | 52.245 | 1:26.933 | 47.892 | 170.9 | 22:40.856 | 5 | 1 | 3:27.137 | B | 54.972 | 1:27.596 | 1:04.569 | 179.7 | 18:10.536 | |
| 5 | 1 | 3:01.845 | 51.137 | 1:23.950 | 46.758 | 191.5 | 25:42.701 | 6 | 1 | 5:46.922 | B | 2:54.523 | 1:38.402 | 1:13.997 | 98.7 | 23:57.458 | |
| 6 | 1 | 3:03.468 | 51.381 | 1:24.700 | 47.387 | 187.5 | 28:46.169 | 7 | 1 | 9:38.408 | 7:23.233 | 1:26.967 | 48.208 | 196.0 | 33:35.866 | | |
| 7 | 1 | 3:00.251 | 50.918 | 1:22.923 | 46.410 | 203.0 | 31:46.420 | 8 | 1 | 3:15.081 | 54.875 | 1:29.902 | 50.304 | 140.4 | 36:50.947 | | |
| 8 | 1 | 3:01.596 | 50.306 | 1:24.556 | 46.734 | 169.5 | 34:48.016 | 9 | 1 | 3:10.803 | 53.229 | 1:28.913 | 48.661 | 166.9 | 40:01.750 | | |
| 9 | 1 | 2:58.650 | 50.305 | 1:22.318 | 46.027 | 201.9 | 37:46.666 | | | | | | | | | | |
| 10 | 1 | 3:09.599 | B | 50.286 | 1:22.606 | 56.707 | 188.8 | 40:56.265 | | | | | | | | | |
| 351 DRDO-Koopman Racing BMW M3 E46 | | | | | | | | | | | | | | | | | |
| 1.Peter Koelewijn SS2 | | | | | | | | | | | | | | | | | |
| 1 | 1 | 3:58.417 | 1:19.510 | 1:42.045 | 56.862 | 153.2 | 3:58.417 | | | | | | | | | | |
| 2 | 1 | 3:23.011 | 57.754 | 1:33.144 | 52.113 | 154.1 | 7:21.428 | | | | | | | | | | |
| 3 | 1 | 3:19.078 | 55.628 | 1:32.643 | 50.807 | 177.6 | 10:40.506 | | | | | | | | | | |
| 4 | 1 | 3:19.544 | 56.160 | 1:32.135 | 51.249 | 174.8 | 14:00.050 | | | | | | | | | | |
| 5 | 1 | 3:39.022 | B | 55.457 | 1:31.892 | 1:11.673 | 180.3 | 17:39.072 | | | | | | | | | |
| 6 | 1 | 5:07.069 | 2:42.431 | 1:32.131 | 52.507 | 162.9 | 22:46.141 | | | | | | | | | | |
| 7 | 1 | 3:16.839 | 55.209 | 1:31.005 | 50.625 | 183.4 | 26:02.980 | | | | | | | | | | |
| 8 | 1 | 3:15.191 | 55.347 | 1:29.968 | 49.876 | 175.6 | 29:18.171 | | | | | | | | | | |



SUPERCAR CHALLENGE


SPA EURO RACE

FREE PRACTICE 1

Sector Analysis

■ Personal Best
 ■ Session Best
 ■ Crossing the finish line in pit lane

| Lap | D | Time | Sector 1 | Sector 2 | Sector 3 | T. Spd | Elapsed | Lap | D | Time | Sector 1 | Sector 2 | Sector 3 | T. Spd | Elapsed | | | |
|------------|---|-----------------------------------|----------|----------|----------|----------|-------------------------------|-----------|----|------|----------|----------|----------|--------|----------|--------|-------|-----------|
| 371 | | DRDO- Davytec | | | | | BMW 130i SS2 | | 9 | | 1 | 3:24.369 | B | 57.386 | 1:28.062 | 58.921 | 175.3 | 40:15.923 |
| | | 1. Andre Seinen | | | | | | | | | | | | | | | | |
| 1 | 1 | 7:33.291 | 4:56.001 | 1:42.531 | 54.759 | 121.8 | 7:33.291 | | | | | | | | | | | |
| 2 | 1 | 3:29.296 | 1:00.045 | 1:35.849 | 53.402 | 148.8 | 11:02.587 | | | | | | | | | | | |
| 3 | 1 | 3:26.518 | 57.012 | 1:36.428 | 53.078 | 160.5 | 14:29.105 | | | | | | | | | | | |
| 4 | 1 | 7:49.017 | 5:19.132 | 1:34.859 | 55.026 | 166.4 | 22:18.122 | | | | | | | | | | | |
| 5 | 1 | 3:24.577 | 57.216 | 1:35.349 | 52.012 | 156.3 | 25:42.699 | | | | | | | | | | | |
| 6 | 1 | 3:22.954 | 57.173 | 1:31.887 | 53.894 | 174.5 | 29:05.653 | | | | | | | | | | | |
| 7 | 1 | 3:21.631 | 55.739 | 1:33.966 | 51.926 | 181.8 | 32:27.284 | | | | | | | | | | | |
| 8 | 1 | 3:22.121 | 56.795 | 1:32.594 | 52.732 | 155.8 | 35:49.405 | | | | | | | | | | | |
| 9 | 1 | 3:21.168 | 56.755 | 1:32.430 | 51.983 | 171.7 | 39:10.573 | | | | | | | | | | | |
| 10 | 1 | 3:23.487 | 56.855 | 1:34.263 | 52.369 | 165.4 | 42:34.060 | | | | | | | | | | | |
| 423 | | Spirit Racing | | | | | Renault Clio RS 2.0 16V | | 10 | | 1 | 3:18.862 | | 56.774 | 1:31.234 | 50.854 | 170.1 | 41:51.042 |
| | | 1. Jos Veldboer | | | | | | | | | | | | | | | | |
| 1 | 1 | 8:12.202 | B | 5:25.834 | 1:41.216 | 1:05.152 | 122.6 | 8:12.202 | | | | | | | | | | |
| 2 | 1 | 4:45.998 | 2:13.467 | 1:37.816 | 54.715 | 159.3 | 12:58.200 | | | | | | | | | | | |
| 3 | 1 | 3:33.333 | 1:01.137 | 1:38.049 | 54.147 | 146.7 | 16:31.533 | | | | | | | | | | | |
| 4 | 1 | 3:25.668 | 58.027 | 1:34.913 | 52.728 | 163.4 | 19:57.201 | | | | | | | | | | | |
| 5 | 1 | 3:26.130 | 58.082 | 1:35.611 | 52.437 | 156.5 | 23:23.331 | | | | | | | | | | | |
| 6 | 1 | 3:23.214 | 57.524 | 1:33.811 | 51.879 | 167.7 | 26:46.545 | | | | | | | | | | | |
| 7 | 1 | 3:34.702 | B | 57.898 | 1:34.918 | 1:01.886 | 145.9 | 30:21.247 | | | | | | | | | | |
| 8 | 1 | 4:50.669 | 2:25.807 | 1:32.377 | 52.485 | 163.4 | 35:11.916 | | | | | | | | | | | |
| 9 | 1 | 3:20.264 | 56.659 | 1:31.969 | 51.636 | 160.7 | 38:32.180 | | | | | | | | | | | |
| 10 | 1 | 3:18.862 | 56.774 | 1:31.234 | 50.854 | 170.1 | 41:51.042 | | | | | | | | | | | |
| 401 | | Spirit Racing | | | | | Renault Clio RS 2.0 16V Sport | | | | | | | | | | | |
| | | 1. Bart Drost | | | | | | | | | | | | | | | | |
| 1 | 1 | 4:20.633 | 1:39.386 | 1:43.814 | 57.433 | 133.2 | 4:20.633 | | | | | | | | | | | |
| 2 | 1 | 3:43.559 | B | 1:00.917 | 1:39.217 | 1:03.425 | 164.6 | 8:04.192 | | | | | | | | | | |
| 3 | 1 | 4:28.505 | 1:52.838 | 1:40.325 | 55.342 | 167.4 | 12:32.697 | | | | | | | | | | | |
| 4 | 1 | 3:32.925 | 1:00.959 | 1:38.195 | 53.771 | 151.3 | 16:05.622 | | | | | | | | | | | |
| 5 | 1 | 3:35.665 | 1:02.189 | 1:39.892 | 53.584 | 139.0 | 19:41.287 | | | | | | | | | | | |
| 6 | 1 | 3:45.380 | 1:02.470 | 1:37.208 | 1:05.702 | 158.6 | 23:26.667 | | | | | | | | | | | |
| 7 | 1 | 3:44.526 | B | 1:00.094 | 1:39.491 | 1:04.941 | 151.9 | 27:11.193 | | | | | | | | | | |
| 8 | 1 | 4:35.544 | 2:04.113 | 1:34.500 | 56.931 | 170.3 | 31:46.737 | | | | | | | | | | | |
| 403 | | Spirit Racing | | | | | Renault Clio RS 2.0 16V Sport | | | | | | | | | | | |
| | | 1. Rob Nieman | | | | | | | | | | | | | | | | |
| 1 | 1 | 4:07.609 | 1:32.355 | 1:39.285 | 55.969 | 136.9 | 4:07.609 | | | | | | | | | | | |
| 2 | 1 | 3:27.263 | 1:00.621 | 1:33.997 | 52.645 | 136.5 | 7:34.872 | | | | | | | | | | | |
| 3 | 1 | 3:28.967 | 1:01.473 | 1:35.383 | 52.111 | 139.4 | 11:03.839 | | | | | | | | | | | |
| 4 | 1 | 3:22.435 | 56.994 | 1:33.933 | 51.508 | 155.4 | 14:26.274 | | | | | | | | | | | |
| 5 | 1 | 3:33.310 | B | 59.203 | 1:34.540 | 59.567 | 163.9 | 17:59.584 | | | | | | | | | | |
| 6 | 1 | 7:40.167 | 5:13.803 | 1:34.225 | 52.139 | 181.2 | 25:39.751 | | | | | | | | | | | |
| 7 | 1 | 3:16.886 | 55.667 | 1:30.484 | 50.735 | 157.7 | 28:56.637 | | | | | | | | | | | |
| 8 | 1 | 3:16.963 | 54.884 | 1:31.649 | 50.430 | 177.9 | 32:13.600 | | | | | | | | | | | |
| 9 | 1 | 3:13.246 | 54.345 | 1:28.919 | 49.982 | 181.5 | 35:26.846 | | | | | | | | | | | |
| 10 | 1 | 3:11.422 | 53.766 | 1:28.240 | 49.416 | 164.6 | 38:38.268 | | | | | | | | | | | |
| 11 | 1 | 3:21.460 | B | 53.547 | 1:28.931 | 58.982 | 178.2 | 41:59.728 | | | | | | | | | | |
| 405 | | Bronckhorst Car Racing | | | | | BMW Zilhouette 2.0 Sport | | | | | | | | | | | |
| | | 1. Henk Tappel 2. Toon Rutgers | | | | | | | | | | | | | | | | |
| 1 | 1 | 4:00.185 | 1:24.169 | 1:40.253 | 55.763 | 127.2 | 4:00.185 | | | | | | | | | | | |
| 2 | 1 | 3:22.434 | 1:00.370 | 1:29.774 | 52.290 | 157.4 | 7:22.619 | | | | | | | | | | | |
| 3 | 1 | 3:12.060 | 55.631 | 1:27.142 | 49.287 | 172.0 | 10:34.679 | | | | | | | | | | | |
| 4 | 1 | 3:09.957 | 54.799 | 1:26.323 | 48.835 | 179.4 | 13:44.636 | | | | | | | | | | | |
| 413 | | AT Motorsport | | | | | Ford Focus Sport | | | | | | | | | | | |
| | | 1. Kim Troeijen 2. Wim Lemmers | | | | | | | | | | | | | | | | |
| 1 | 1 | 4:21.018 | 1:46.612 | 1:37.375 | 57.031 | 141.2 | 4:21.018 | | | | | | | | | | | |
| 2 | 1 | 3:37.142 | 1:04.160 | 1:36.441 | 56.541 | 155.2 | 7:58.160 | | | | | | | | | | | |
| 3 | 1 | 3:20.809 | 58.356 | 1:31.019 | 51.434 | 167.2 | 11:18.969 | | | | | | | | | | | |
| 4 | 1 | 3:22.105 | 58.299 | 1:30.722 | 53.084 | 171.4 | 14:41.074 | | | | | | | | | | | |
| 5 | 1 | 3:33.002 | B | 57.740 | 1:31.374 | 1:03.888 | 162.4 | 18:14.076 | | | | | | | | | | |
| 6 | 1 | 12:00.842 | 9:30.758 | 1:35.366 | 54.718 | 130.8 | 30:14.918 | | | | | | | | | | | |
| 7 | 1 | 3:17.789 | 56.737 | 1:30.524 | 50.528 | 171.2 | 33:32.707 | | | | | | | | | | | |
| 8 | 1 | 3:18.847 | 57.486 | 1:29.029 | 52.332 | 139.7 | 36:51.554 | | | | | | | | | | | |



SUPERCAR CHALLENGE
SPA EURO RACE
FREE PRACTICE 2

Classification


| Nr. Drivers | Team | Car | Cl | Time | Lap Total | Gap | Kph |
|--|---------------------------------|---------------------------|-------|-----------------|-----------|----------------|-------|
| 1 111 W. Sluys / B. Schouten | JR Motorsport | BMW M4 Silhouette | GT | 2:29.893 | 12 12 | - - | 168.2 |
| 2 151 P. Lamster | EMG Motorsport | Porsche 991 GT3 Cup | GT | 2:30.266 | 3 12 | +0.373 +0.373 | 167.8 |
| 3 123 K. Bogaerts / M. van der Aa | SDW Shipping by JR Motorsport | BMW M4 Silhouette | GT | 2:30.613 | 11 13 | +0.720 +0.347 | 167.4 |
| 4 121 D. Meijer | JR Motorsport | BMW M4 Silhouette | GT | 2:31.478 | 12 13 | +1.585 +0.865 | 166.5 |
| 5 152 W. Wijtzes / S. van Bellingen | EMG Motorsport | Porsche 991 GT3 Cup | GT | 2:31.812 | 4 13 | +1.919 +0.334 | 166.1 |
| 6 107 R. Grouwels | Team Raceart | Porsche 991 GT3 Cup | GT | 2:31.877 | 8 11 | +1.984 +0.065 | 166.0 |
| 7 108 B. Herber | JR Motorsport | t.b.a. | GT | 2:33.434 | 5 11 | +3.541 +1.557 | 164.3 |
| 8 169 A. Bosman | ABOG Racing | Porsche 991 Cup | GT | 2:33.667 | 12 13 | +3.774 +0.233 | 164.1 |
| 9 127 C. Euser | Cor Euser Racing | Marcos Mantis | GT | 2:33.671 | 4 5 | +3.778 +0.004 | 164.1 |
| 10 113 E. Grouwels | Team Raceart | Porsche 991 GT3 Cup | GT | 2:34.314 | 10 12 | +4.421 +0.643 | 163.4 |
| 11 201 D. de Borst / M. de Kleijn | Febo Racing Team | Seat Sport Leon Cup Racer | SS1 | 2:37.404 | 4 11 | +7.511 +3.090 | 160.2 |
| 12 245 R. van den Berg / B. van den Berg | Harders Plaza | BMW | SS1 | 2:38.288 | 5 13 | +8.395 +0.884 | 159.3 |
| 13 204 E. van den Munckhof / H. Zumbrink | Munckhof Racing | BMW Z4 Coupe GTR | SS1 | 2:38.769 | 5 11 | +8.876 +0.481 | 158.8 |
| 14 210 K. Kanaroglou | E2P Racing | Ginetta G50 | SS1 | 2:39.734 | 5 12 | +9.841 +0.965 | 157.9 |
| 15 259 M. van de Maat / P. Schreurs | BS Racing Team | BMW E46 GTR | SS1 | 2:40.765 | 10 10 | +10.872 +1.031 | 156.8 |
| 16 324 O. Taylor / J. Albert | West Suffolk Racing | BMW E90 | SS2 | 2:41.534 | 8 10 | +11.641 +0.769 | 156.1 |
| 17 262 R. de Waard | Van der Kooi Racing | Lotus Exige V6 | SS1 | 2:42.269 | 9 11 | +12.376 +0.735 | 155.4 |
| 18 306 A. Hayes / K. Clarke | Intersport Racing | Lamborghini Super Trofeo | GT | 2:42.819 | 3 7 | +12.926 +0.550 | 154.9 |
| 19 109 D. Schulz | Topper Team | Porsche 997 GT3 Cup | GT | 2:42.952 | 10 11 | +13.059 +0.133 | 154.7 |
| 20 246 R. Olij | Stichting Euro Autosport | BMW E92 M3 | SS1 | 2:43.541 | 11 12 | +13.648 +0.589 | 154.2 |
| 21 299 R. Renmans | JR Motorsport | BMW GTR | SS1 | 2:45.430 | 2 10 | +15.537 +1.889 | 152.4 |
| 22 222 R. van Loon / L. van Loon | Blueberry Racing | BMW E46 M3 | SS1 | 2:46.392 | 3 7 | +16.499 +0.962 | 151.5 |
| 23 217 M. Huisman / T. van de Griff | Ferry Monster Motorsport | Seat Sport Leon Cup Racer | SS1 | 2:46.593 | 12 12 | +16.700 +0.201 | 151.4 |
| 24 355 D. van Kuijk / W. Boerekamps | DRDO-Koopman Racing | BMW M3 E46 | SS2 | 2:46.950 | 11 11 | +17.057 +0.357 | 151.0 |
| 25 205 P. de Vreede / R. de Leeuw | Brightfiber de Vreede/ de Leeuw | BMW E46 M3 | SS1 | 2:47.005 | 3 11 | +17.112 +0.055 | 151.0 |
| 26 208 T. van Vliet | JR Motorsport | BMW E92 V8 | SS1 | 2:48.786 | 3 9 | +18.893 +1.781 | 149.4 |
| 27 360 C. Lubbers / L. Rijnbeek | DRDO | BMW GTR | SS2 | 2:50.048 | 11 11 | +20.155 +1.262 | 148.3 |
| 28 416 J. van der Voort / S. van der Sloot | Kustlicht | Alfa 147 | Sport | 2:50.650 | 11 12 | +20.757 +0.602 | 147.8 |
| 29 311 J. Adriaenssens / K. van Kelst | Spork Racing Team | Seat Leon Supercopa | SS2 | 2:50.990 | 11 11 | +21.097 +0.340 | 147.5 |
| 30 354 F. Schaap | DRDO-Koopman Racing | BMW M3 E46 | SS2 | 2:51.535 | 11 12 | +21.642 +0.545 | 147.0 |
| 31 352 E. Drummen / R. Friederich | DRDO-Koopman Racing | BMW M3 E46 | SS2 | 2:51.550 | 9 10 | +21.657 +0.015 | 147.0 |
| 32 402 C. Voet / B. van den Broeck | Traxx Racing Team | Peugeot RCZ Cup | Sport | 2:51.899 | 4 10 | +22.006 +0.349 | 146.7 |
| 33 358 F. Dullaart | DRDO - Certainty | BMW M3 E46 | SS2 | 2:52.884 | 5 10 | +22.991 +0.985 | 145.8 |
| 34 405 H. Tappel / T. Rutgers | Bronckhorst Car Racing | BMW Zilhouette 2.0 | Sport | 2:53.420 | 4 10 | +23.527 +0.536 | 145.4 |
| 35 403 R. Nieman | Spirit Racing | Renault Clio RS 2.0 16V | Sport | 2:53.479 | 11 12 | +23.586 +0.059 | 145.3 |
| 36 305 M. Smith | PDS Racing | Seat Leon Supercoppa MK11 | SS2 | 2:54.230 | 2 3 | +24.337 +0.751 | 144.7 |
| 37 357 D. van der Linden | DRDO - Certainty | BMW M3 E46 | SS2 | 2:54.277 | 11 11 | +24.384 +0.047 | 144.7 |
| 38 351 P. Koelewijn | DRDO-Koopman Racing | BMW M3 E46 | SS2 | 2:54.547 | 3 11 | +24.654 +0.270 | 144.5 |
| 39 371 A. Seinen | DRDO- Davytec | BMW 130i | SS2 | 2:55.896 | 5 10 | +26.003 +1.349 | 143.3 |
| 40 413 K. Troeijen / W. Lemmers | AT Motorsport | Ford Focus | Sport | 2:58.792 | 9 10 | +28.899 +2.896 | 141.0 |
| 41 401 B. Drost | Spirit Racing | Renault Clio RS 2.0 16V | Sport | 3:00.031 | 7 10 | +30.138 +1.239 | 140.1 |
| 42 423 J. Veldboer | Spirit Racing | Renault Clio RS 2.0 16V | Sport | 3:02.045 | 9 9 | +32.152 +2.014 | 138.5 |
| 43 126 J. Jansen | JJ Racing | Porsche 997 GT3 Cup | GT | | | | |
| 44 134 D. Houthoofd | Norma Benelux** | Norma M20FC | GT | | | | |
| 45 170 P. Moritz / B. Moritz | Moritz Racing | Marcos Mantis | GT | | | | |
| 46 202 D. Houweling | Ferry Monster Motorsport | Seat Sport Leon Cup Racer | SS1 | | | | |
| 47 203 P. Speelman / D. Kroes | Ferry Monster Motorsport | Seat Sport Leon Cup Racer | SS1 | | | | |
| 48 244 O. Naaktgeboren | Naaktgeboren Racing | BMW E46 3.2 | SS1 | | | | |
| 49 353 I. Moens | DRDO-Koopman Racing | BMW M3 E46 | SS2 | | | | |
| 50 356 J. Wintermans | DRDO-Koopman Racing | BMW M3 E46 | SS2 | | | | |
| 51 361 K. Chandeck / A. Guven | DRDO | BMW | SS2 | | | | |
| 52 370 P. Kievit / N. von Dincklage | DRDO | VW Golf Tdi | SS2 | | 4 | | |
| 53 372 D. ten Cate / L. Gooshouwer | DRDO- Certainty | BMW Compact | SS2 | | | | |

Fastest Lap | Lap 12 | Ward Sluys | **2:29.893** | 168.2 Kph

Published at:

Track Status: **DRY**

| | |
|-----------------------|--------------------|
| Race Director: | Timekeeper: |
|-----------------------|--------------------|



SUPERCAR CHALLENGE

SPA EURO RACE


FREE PRACTICE

Classification

| Nr Drivers | Team | | Session 1 | | Session 2 | | Time | Gap | | |
|------------|--|---------------------------------|-----------|----------|-----------|----------|------|----------|---------|--------|
| | | | Time | Lap | Time | Lap | | | | |
| 1 | 111 Ward Sluys/Bas Schouten | JR Motorsport | GT | 2:52.972 | 6 | 2:29.893 | 12 | 2:29.893 | | |
| 2 | 151 Patrick Lamster | EMG Motorsport | GT | 2:59.819 | 5 | 2:30.266 | 3 | 2:30.266 | +0.373 | +0.373 |
| 3 | 123 Koen Bogaerts/Mark van der A | SDW Shipping by JR Motorsport | GT | 2:52.409 | 12 | 2:30.613 | 11 | 2:30.613 | +0.720 | +0.347 |
| 4 | 121 Daan Meijer | JR Motorsport | GT | 2:54.660 | 9 | 2:31.478 | 12 | 2:31.478 | +1.585 | +0.865 |
| 5 | 152 Wiebe Witzes/Steve van Bell | EMG Motorsport | GT | 2:49.156 | 11 | 2:31.812 | 4 | 2:31.812 | +1.919 | +0.334 |
| 6 | 107 Roger Grouwels | Team Raceart | GT | 2:59.065 | 4 | 2:31.877 | 8 | 2:31.877 | +1.984 | +0.065 |
| 7 | 108 Bob Herber | JR Motorsport | GT | 2:56.578 | 5 | 2:33.434 | 5 | 2:33.434 | +3.541 | +1.557 |
| 8 | 169 Aart Bosman | ABOG Racing | GT | 2:56.196 | 5 | 2:33.667 | 12 | 2:33.667 | +3.774 | +0.233 |
| 9 | 127 Cor Euser | Cor Euser Racing | GT | 3:04.054 | 6 | 2:33.671 | 4 | 2:33.671 | +3.778 | +0.004 |
| 10 | 113 Edward Grouwels | Team Raceart | GT | | | 2:34.314 | 10 | 2:34.314 | +4.421 | +0.643 |
| 11 | 201 Dennis de Borst/Martin de Klei | Febo Racing Team | SS1 | 3:02.227 | 3 | 2:37.404 | 4 | 2:37.404 | +7.511 | +3.090 |
| 12 | 245 Robert van den Berg/Benjamin van d | Harders Plaza | SS1 | 2:58.151 | 12 | 2:38.288 | 5 | 2:38.288 | +8.395 | +0.884 |
| 13 | 204 Eric van den Munchhof/Henry Zumbrink | Munckhof Racing | SS1 | 3:01.021 | 3 | 2:38.769 | 5 | 2:38.769 | +8.876 | +0.481 |
| 14 | 210 Kosta Kanaroglou | E2P Racing | SS1 | 3:07.506 | 5 | 2:39.734 | 5 | 2:39.734 | +9.841 | +0.965 |
| 15 | 259 Marcel van de Maat/Peter Schreurs | BS Racing Team | SS1 | 3:07.866 | 4 | 2:40.765 | 10 | 2:40.765 | +10.872 | +1.031 |
| 16 | 324 Ollie Taylor/Jordan Albert | West Suffolk Racing | SS2 | 2:58.650 | 9 | 2:41.534 | 8 | 2:41.534 | +11.641 | +0.769 |
| 17 | 262 Roelant de Waard | Van der Kooi Racing | SS1 | | | 2:42.269 | 9 | 2:42.269 | +12.376 | +0.735 |
| 18 | 306 Adam Hayes/Kevin Clarke | Intersport Racing | GT | 3:08.194 | 3 | 2:42.819 | 3 | 2:42.819 | +12.926 | +0.550 |
| 19 | 109 Dirk Schulz | Topper Team | GT | 3:03.769 | 11 | 2:42.952 | 10 | 2:42.952 | +13.059 | +0.133 |
| 20 | 246 Ruud Olij | Stichting Euro Autosport | SS1 | 2:58.246 | 8 | 2:43.541 | 11 | 2:43.541 | +13.648 | +0.589 |
| 21 | 299 Rick Renmans | JR Motorsport | SS1 | 3:07.926 | 7 | 2:45.430 | 2 | 2:45.430 | +15.537 | +1.889 |
| 22 | 222 Ronald van Loon/Luuk van Loon | Blueberry Racing | SS1 | | | 2:46.392 | 3 | 2:46.392 | +16.499 | +0.962 |
| 23 | 217 Martin Huisman/Teunis van de | Ferry Monster Motorsport | SS1 | 3:03.514 | 4 | 2:46.593 | 12 | 2:46.593 | +16.700 | +0.201 |
| 24 | 355 Daan van Kuijk/Wouter Boereka | DRDO-Koopman Racing | SS2 | 3:04.183 | 11 | 2:46.950 | 11 | 2:46.950 | +17.057 | +0.357 |
| 25 | 205 Patrick de Vreede/Rogier de Leeuw | Brightfiber de Vreede/ de Leeuw | SS1 | | | 2:47.005 | 3 | 2:47.005 | +17.112 | +0.055 |
| 26 | 208 Ted van Vliet | JR Motorsport | SS1 | 3:26.558 | 4 | 2:48.786 | 3 | 2:48.786 | +18.893 | +1.781 |
| 27 | 360 Cees Lubbers/Leon Rijnbeek | DRDO | SS2 | 3:08.084 | 4 | 2:50.048 | 11 | 2:50.048 | +20.155 | +1.262 |
| 28 | 416 John van der Voort/Sandra van der | Kustlicht | Sport | | | 2:50.650 | 11 | 2:50.650 | +20.757 | +0.602 |
| 29 | 311 Jimmy Adriaenssens/Kris van Kelst | Spork Racing Team | SS2 | 3:05.045 | 6 | 2:50.990 | 11 | 2:50.990 | +21.097 | +0.340 |
| 30 | 354 Freddy Schaap | DRDO-Koopman Racing | SS2 | | | 2:51.535 | 11 | 2:51.535 | +21.642 | +0.545 |
| 31 | 352 Emile Drummen/Ronald Frieder | DRDO-Koopman Racing | SS2 | | | 2:51.550 | 9 | 2:51.550 | +21.657 | +0.015 |
| 32 | 402 Chris Voet/Bart van den B | Traxx Racing Team | Sport | | | 2:51.899 | 4 | 2:51.899 | +22.006 | +0.349 |
| 33 | 358 Floris Dullaart | DRDO - Certainty | SS2 | 3:10.363 | 10 | 2:52.884 | 5 | 2:52.884 | +22.991 | +0.985 |
| 34 | 405 Henk Tappel/Toon Rutgers | Bronckhorst Car Racing | Sport | 3:09.957 | 4 | 2:53.420 | 4 | 2:53.420 | +23.527 | +0.536 |
| 35 | 403 Rob Nieman | Spirit Racing | Sport | 3:11.422 | 10 | 2:53.479 | 11 | 2:53.479 | +23.586 | +0.059 |
| 36 | 305 Michael Smith | PDS Racing | SS2 | | | 2:54.230 | 2 | 2:54.230 | +24.337 | +0.751 |
| 37 | 357 Dennis van der Linden | DRDO - Certainty | SS2 | 3:23.805 | 9 | 2:54.277 | 11 | 2:54.277 | +24.384 | +0.047 |
| 38 | 351 Peter Koelewijn | DRDO-Koopman Racing | SS2 | 3:11.213 | 9 | 2:54.547 | 3 | 2:54.547 | +24.654 | +0.270 |
| 39 | 371 Andre Seinen | DRDO- Davytec | SS2 | 3:21.168 | 9 | 2:55.896 | 5 | 2:55.896 | +26.003 | +1.349 |
| 40 | 413 Kim Troeijen/Wim Lemmers | AT Motorsport | Sport | 3:17.789 | 7 | 2:58.792 | 9 | 2:58.792 | +28.899 | +2.896 |
| 41 | 401 Bart Drost | Spirit Racing | Sport | 3:32.925 | 4 | 3:00.031 | 7 | 3:00.031 | +30.138 | +1.239 |
| 42 | 423 Jos Veldboer | Spirit Racing | | 3:18.862 | 10 | 3:02.045 | 9 | 3:02.045 | +32.152 | +2.014 |
| 43 | 126 Jos Jansen | JJ Racing | GT | | | | | | | |
| 44 | 134 David Houthoofd | Norma Benelux** | GT | | | | | | | |
| 45 | 170 Patrick Moritz/Bert Moritz | Moritz Racing | GT | | | | | | | |
| 46 | 202 Dennis Houweling | Ferry Monster Motorsport | SS1 | | | | | | | |
| 47 | 203 Priscilla Speelman/Danny Kroes | Ferry Monster Motorsport | SS1 | | | | | | | |
| 48 | 244 Olivier Naaktgeboren | Naaktgeboren Racing | SS1 | | | | | | | |
| 49 | 353 Ivar Moens | DRDO-Koopman Racing | SS2 | | | | | | | |
| 50 | 356 Jonas Wintermans | DRDO-Koopman Racing | SS2 | | | | | | | |
| 51 | 361 Karls Chandek/Ayhancan Guven | DRDO | SS2 | | | | | | | |
| 52 | 370 Pim Kievit/Nick van Dinck | DRDO | SS2 | | | | | | | |
| 53 | 372 Diederik ten Cate/Laurens Goosho | DRDO- Certainty | SS2 | | | | | | | |

Published at:


| | |
|------------------|--------------------|
| Stewards: | Timekeeper: |
|------------------|--------------------|



SUPERCAR CHALLENGE
SPA EURO RACE
FREE PRACTICE 2

Best Sector Times

| SECTOR 1 | | | SECTOR 2 | | | SECTOR 3 | | | Pos | Team | Cl | Ideal Lap | Best Lap |
|----------|------------------------|--------|------------------------|----------|------------------------|----------|-----|-------------------------------------|-------|-----------|---------------|-----------|----------|
| Pos | Driver | Time | Driver | Time | Driver | Time | Pos | Team | Cl | Ideal Lap | Best Lap | | |
| 1 | 151 P.Lamster | 42.066 | 111 W.Sluys | 1:08.377 | 151 P.Lamster | 37.974 | 1 | 123 SDW Shipping by JR Motorsport | GT | 2:29.623 | 2:30.613 (3) | | |
| 2 | 107 R.Grouwels | 42.322 | 123 K.Bogaerts | 1:08.576 | 123 K.Bogaerts | 38.187 | 2 | 111 JR Motorsport | GT | 2:29.679 | 2:29.893 (1) | | |
| 3 | 127 C.Euser | 42.337 | 121 D.Meijer | 1:09.428 | 107 R.Grouwels | 38.538 | 3 | 151 EMG Motorsport | GT | 2:29.801 | 2:30.266 (2) | | |
| 4 | 152 W.Wijzes | 42.424 | 151 P.Lamster | 1:09.761 | 169 A.Bosman | 38.660 | 4 | 107 Team Raceart | GT | 2:30.851 | 2:31.877 (6) | | |
| 5 | 111 W.Sluys | 42.614 | 107 R.Grouwels | 1:09.991 | 111 W.Sluys | 38.688 | 5 | 121 JR Motorsport | GT | 2:31.375 | 2:31.478 (4) | | |
| 6 | 108 B.Herber | 42.774 | 152 W.Wijzes | 1:10.249 | 121 D.Meijer | 38.741 | 6 | 152 EMG Motorsport | GT | 2:31.452 | 2:31.812 (5) | | |
| 7 | 123 K.Bogaerts | 42.860 | 108 B.Herber | 1:10.581 | 152 W.Wijzes | 38.779 | 7 | 127 Cor Euser Racing | GT | 2:32.032 | 2:33.671 (9) | | |
| 8 | 113 E.Grouwels | 42.901 | 127 C.Euser | 1:10.603 | 108 B.Herber | 38.992 | 8 | 108 JR Motorsport | GT | 2:32.347 | 2:33.434 (7) | | |
| 9 | 169 A.Bosman | 43.132 | 169 A.Bosman | 1:10.847 | 127 C.Euser | 39.092 | 9 | 169 ABOG Racing | GT | 2:32.639 | 2:33.667 (8) | | |
| 10 | 121 D.Meijer | 43.206 | 113 E.Grouwels | 1:11.309 | 113 E.Grouwels | 39.305 | 10 | 113 Team Raceart | GT | 2:33.515 | 2:34.314 (10) | | |
| 11 | 201 D.de Borst | 44.818 | 201 D.de Borst | 1:11.366 | 201 D.de Borst | 40.451 | 11 | 201 Febo Racing Team | SS1 | 2:36.635 | 2:37.404 (11) | | |
| 12 | 299 R.Renmans | 44.950 | 210 K.Kanaroglou | 1:11.863 | 204 E.van den Munckhof | 40.492 | 12 | 245 Harders Plaza | SS1 | 2:38.110 | 2:38.288 (12) | | |
| 13 | 109 D.Schulz | 45.239 | 245 R.van den Berg | 1:11.938 | 210 K.Kanaroglou | 40.631 | 13 | 299 JR Motorsport | SS1 | 2:38.436 | 2:45.430 (21) | | |
| 14 | 245 R.van den Berg | 45.521 | 204 E.van den Munckhof | 1:12.074 | 245 R.van den Berg | 40.651 | 14 | 204 Munckhof Racing | SS1 | 2:38.491 | 2:38.769 (13) | | |
| 15 | 246 R.Olij | 45.652 | 299 R.Renmans | 1:12.355 | 299 R.Renmans | 41.131 | 15 | 210 E2P Racing | SS1 | 2:38.631 | 2:39.734 (14) | | |
| 16 | 204 E.van den Munckhof | 45.925 | 324 O.Taylor | 1:12.875 | 262 R.de Waard | 41.390 | 16 | 259 BS Racing Team | SS1 | 2:40.671 | 2:40.765 (15) | | |
| 17 | 259 M.van de Maat | 45.958 | 259 M.van de Maat | 1:13.086 | 246 R.Olij | 41.409 | 17 | 324 West Suffolk Racing | SS2 | 2:40.895 | 2:41.534 (16) | | |
| 18 | 324 O.Taylor | 45.987 | 262 R.de Waard | 1:14.270 | 259 M.van de Maat | 41.627 | 18 | 262 Van der Kooi Racing | SS1 | 2:41.798 | 2:42.269 (17) | | |
| 19 | 222 R.van Loon | 46.084 | 306 A.Hayes | 1:14.433 | 306 A.Hayes | 41.769 | 19 | 246 Stichting Euro Autosport | SS1 | 2:42.411 | 2:43.541 (20) | | |
| 20 | 210 K.Kanaroglou | 46.137 | 222 R.van Loon | 1:14.483 | 109 D.Schulz | 41.875 | 20 | 306 Intersport Racing | GT | 2:42.749 | 2:42.819 (18) | | |
| 21 | 262 R.de Waard | 46.138 | 246 R.Olij | 1:15.350 | 217 M.Huisman | 42.027 | 21 | 109 Topper Team | GT | 2:42.952 | 2:42.952 (19) | | |
| 22 | 306 A.Hayes | 46.547 | 355 D.van Kuijk | 1:15.578 | 324 O.Taylor | 42.033 | 22 | 222 Blueberry Racing | SS1 | 2:42.987 | 2:46.392 (22) | | |
| 23 | 217 M.Huisman | 47.178 | 205 P.de Vreede | 1:15.608 | 222 R.van Loon | 42.420 | 23 | 217 Ferry Monster Motorsport | SS1 | 2:44.980 | 2:46.593 (23) | | |
| 24 | 360 C.Lubbers | 47.458 | 217 M.Huisman | 1:15.775 | 205 P.de Vreede | 42.853 | 24 | 355 DRDO-Koopman Racing | SS2 | 2:46.483 | 2:46.950 (24) | | |
| 25 | 355 D.van Kuijk | 47.838 | 109 D.Schulz | 1:15.838 | 305 M.Smith | 43.014 | 25 | 205 Brightfiber de Vreede/ de Leeuw | SS1 | 2:46.858 | 2:47.005 (25) | | |
| 26 | 208 T.van Vliet | 48.059 | 405 H.Tappel | 1:15.993 | 355 D.van Kuijk | 43.067 | 26 | 360 DRDO | SS2 | 2:48.334 | 2:50.048 (27) | | |
| 27 | 205 P.de Vreede | 48.397 | 416 J.van der Voort | 1:16.312 | 360 C.Lubbers | 43.132 | 27 | 208 JR Motorsport | SS1 | 2:48.786 | 2:48.786 (26) | | |
| 28 | 311 J.Adriaenssens | 48.685 | 311 J.Adriaenssens | 1:17.010 | 354 F.Schaap | 43.438 | 28 | 311 Spork Racing Team | SS2 | 2:49.824 | 2:50.990 (29) | | |
| 29 | 354 F.Schaap | 48.853 | 402 C.Voet | 1:17.018 | 208 T.van Vliet | 43.472 | 29 | 416 Kustlicht | Sport | 2:50.558 | 2:50.650 (28) | | |
| 30 | 358 F.Dullaart | 49.116 | 208 T.van Vliet | 1:17.255 | 352 E.Drummen | 44.095 | 30 | 354 DRDO-Koopman Racing | SS2 | 2:51.370 | 2:51.535 (30) | | |
| 31 | 352 E.Drummen | 49.154 | 403 R.Nieman | 1:17.722 | 416 J.van der Voort | 44.121 | 31 | 402 Traxx Racing Team | Sport | 2:51.430 | 2:51.899 (32) | | |
| 32 | 351 P.Koelewijn | 49.401 | 360 C.Lubbers | 1:17.744 | 311 J.Adriaenssens | 44.129 | 32 | 352 DRDO-Koopman Racing | SS2 | 2:51.462 | 2:51.550 (31) | | |
| 33 | 357 D.van der Linden | 49.673 | 358 F.Dullaart | 1:18.099 | 358 F.Dullaart | 44.488 | 33 | 358 DRDO - Certainty | SS2 | 2:51.703 | 2:52.884 (33) | | |
| 34 | 402 C.Voet | 49.831 | 352 E.Drummen | 1:18.213 | 402 C.Voet | 44.581 | 34 | 405 Bronckhorst Car Racing | Sport | 2:51.863 | 2:53.420 (34) | | |
| 35 | 416 J.van der Voort | 50.125 | 305 M.Smith | 1:18.621 | 351 P.Koelewijn | 44.626 | 35 | 403 Spirit Racing | Sport | 2:53.135 | 2:53.479 (35) | | |
| 36 | 371 A.Seinen | 50.237 | 371 A.Seinen | 1:18.638 | 357 D.van der Linden | 44.724 | 36 | 351 DRDO-Koopman Racing | SS2 | 2:53.258 | 2:54.547 (38) | | |
| 37 | 403 R.Nieman | 50.461 | 357 D.van der Linden | 1:19.051 | 405 H.Tappel | 44.725 | 37 | 357 DRDO - Certainty | SS2 | 2:53.448 | 2:54.277 (37) | | |
| 38 | 405 H.Tappel | 51.145 | 354 F.Schaap | 1:19.079 | 403 R.Nieman | 44.952 | 38 | 305 PDS Racing | SS2 | 2:54.230 | 2:54.230 (36) | | |
| 39 | 423 J.Veldboer | 52.510 | 351 P.Koelewijn | 1:19.231 | 371 A.Seinen | 45.415 | 39 | 371 DRDO- Davytec | SS2 | 2:54.290 | 2:55.896 (39) | | |
| 40 | 413 K.Troijnen | 52.551 | 413 K.Troijnen | 1:19.559 | 401 B.Drost | 46.356 | 40 | 413 AT Motorsport | Sport | 2:58.505 | 2:58.792 (40) | | |
| 41 | 305 M.Smith | 52.595 | 401 B.Drost | 1:19.970 | 413 K.Troijnen | 46.395 | 41 | 401 Spirit Racing | Sport | 2:58.957 | 3:00.031 (41) | | |
| 42 | 401 B.Drost | 52.631 | 423 J.Veldboer | 1:22.260 | 423 J.Veldboer | 47.275 | 42 | 423 Spirit Racing | | 3:02.045 | 3:02.045 (42) | | |
| 43 | 370 P.Kievit | 54.865 | 370 P.Kievit | 1:25.497 | 370 P.Kievit | 50.730 | 43 | 370 DRDO | SS2 | 3:11.092 | | | |



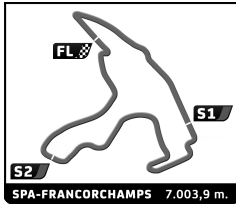
SUPERCAR CHALLENGE

SPA EURO RACE

After FREE PRACTICE 2

Event maximum speed


| Team | Car | Class | Driver | Top Speed | Lap | Session |
|-------------------------------------|---------------------------|-------|-----------------------|-----------|-----|-----------------|
| 107 Team Raceart | Porsche 991 GT3 Cup | GT | Roger Grouwels | 259.0 | 11 | FREE PRACTICE 2 |
| 127 Cor Euser Racing | Marcos Mantis | GT | Cor Euser | 257.8 | 5 | FREE PRACTICE 2 |
| 113 Team Raceart | Porsche 991 GT3 Cup | GT | Edward Grouwels | 254.7 | 10 | FREE PRACTICE 2 |
| 169 ABOG Racing | Porsche 991 Cup | GT | Aart Bosman | 254.7 | 12 | FREE PRACTICE 2 |
| 108 JR Motorsport | t.b.a. | GT | Bob Herber | 254.1 | 10 | FREE PRACTICE 2 |
| 151 EMG Motorsport | Porsche 991 GT3 Cup | GT | Patrick Lamster | 253.5 | 4 | FREE PRACTICE 2 |
| 152 EMG Motorsport | Porsche 991 GT3 Cup | GT | Wiebe Wijtzes | 253.5 | 7 | FREE PRACTICE 2 |
| 111 JR Motorsport | BMW M4 Silhouette | GT | Ward Sluys | 246.6 | 12 | FREE PRACTICE 2 |
| 121 JR Motorsport | BMW M4 Silhouette | GT | Daan Meijer | 243.8 | 5 | FREE PRACTICE 2 |
| 123 SDW Shipping by JR Motorsport | BMW M4 Silhouette | GT | Koen Bogaerts | 242.7 | 12 | FREE PRACTICE 2 |
| 246 Stichting Euro Autosport | BMW E92 M3 | SS1 | Ruud Olij | 240.0 | 8 | FREE PRACTICE 2 |
| 262 Van der Kooi Racing | Lotus Exige V6 | SS1 | Roelant de Waard | 240.0 | 10 | FREE PRACTICE 2 |
| 299 JR Motorsport | BMW GTR | SS1 | Rick Renmans | 238.9 | 3 | FREE PRACTICE 2 |
| 204 Munckhof Racing | BMW Z4 Coupe GTR | SS1 | Eric van den Munckhof | 234.3 | 9 | FREE PRACTICE 2 |
| 201 Febo Racing Team | Seat Sport Leon Cup Racer | SS1 | Dennis de Borst | 233.8 | 11 | FREE PRACTICE 2 |
| 324 West Suffolk Racing | BMW E90 | SS2 | Ollie Taylor | 230.3 | 8 | FREE PRACTICE 2 |
| 208 JR Motorsport | BMW E92 V8 | SS1 | Ted van Vliet | 228.8 | 5 | FREE PRACTICE 2 |
| 245 Harders Plaza | BMW | SS1 | Robert van den Berg | 228.8 | 3 | FREE PRACTICE 2 |
| 222 Blueberry Racing | BMW E46 M3 | SS1 | Ronald van Loon | 227.4 | 4 | FREE PRACTICE 2 |
| 259 BS Racing Team | BMW E46 GTR | SS1 | Marcel van de Maat | 227.4 | 10 | FREE PRACTICE 2 |
| 355 DRDO-Koopman Racing | BMW M3 E46 | SS2 | Daan van Kuijk | 227.4 | 11 | FREE PRACTICE 2 |
| 217 Ferry Monster Motorsport | Seat Sport Leon Cup Racer | SS1 | Martin Huisman | 224.5 | 12 | FREE PRACTICE 2 |
| 109 Topper Team | Porsche 997 GT3 Cup | GT | Dirk Schulz | 224.1 | 10 | FREE PRACTICE 2 |
| 210 E2P Racing | Ginetta G50 | SS1 | Kosta Kanaroglou | 224.1 | 10 | FREE PRACTICE 2 |
| 360 DRDO | BMW GTR | SS2 | Cees Lubbers | 224.1 | 10 | FREE PRACTICE 2 |
| 354 DRDO-Koopman Racing | BMW M3 E46 | SS2 | Freddy Schaap | 223.1 | 11 | FREE PRACTICE 2 |
| 352 DRDO-Koopman Racing | BMW M3 E46 | SS2 | Emile Drummen | 220.0 | 10 | FREE PRACTICE 2 |
| 306 Intersport Racing | Lamborghini Super Trofeo | GT | Adam Hayes | 218.2 | 6 | FREE PRACTICE 2 |
| 358 DRDO - Certainty | BMW M3 E46 | SS2 | Floris Dullaart | 216.4 | 5 | FREE PRACTICE 2 |
| 311 Spork Racing Team | Seat Leon Supercopa | SS2 | Jimmy Adriaenssens | 212.6 | 11 | FREE PRACTICE 2 |
| 351 DRDO-Koopman Racing | BMW M3 E46 | SS2 | Peter Koelewijn | 212.6 | 7 | FREE PRACTICE 2 |
| 402 Traxx Racing Team | Peugeot RCZ Cup | Sport | Chris Voet | 207.3 | 5 | FREE PRACTICE 2 |
| 205 Brightfiber de Vreede/ de Leeuw | BMW E46 M3 | SS1 | Patrick de Vreede | 206.9 | 4 | FREE PRACTICE 2 |
| 371 DRDO- Davytec | BMW 130i | SS2 | Andre Seinen | 206.5 | 6 | FREE PRACTICE 2 |
| 403 Spirit Racing | Renault Clio RS 2.0 16V | Sport | Rob Nieman | 206.5 | 11 | FREE PRACTICE 2 |
| 416 Kustlicht | Alfa 147 | Sport | John van der Voort | 201.5 | 11 | FREE PRACTICE 2 |
| 405 Bronckhorst Car Racing | BMW Zilhouette 2.0 | Sport | Henk Tappel | 199.3 | 8 | FREE PRACTICE 2 |
| 357 DRDO - Certainty | BMW M3 E46 | SS2 | Dennis van der Linden | 197.1 | 8 | FREE PRACTICE 2 |
| 401 Spirit Racing | Renault Clio RS 2.0 16V | Sport | Bart Drost | 195.3 | 9 | FREE PRACTICE 2 |
| 413 AT Motorsport | Ford Focus | Sport | Kim Troeijen | 193.2 | 9 | FREE PRACTICE 2 |
| 370 DRDO | VW Golf Tdi | SS2 | Pim Kievit | 189.8 | 4 | FREE PRACTICE 2 |
| 423 Spirit Racing | Renault Clio RS 2.0 16V | Sport | Jos Veldboer | 187.2 | 9 | FREE PRACTICE 2 |
| 305 PDS Racing | Seat Leon Supercoppa MK11 | SS2 | Michael Smith | 172.8 | 2 | FREE PRACTICE 2 |



SUPERCAR CHALLENGE
SPA EURO RACE
FREE PRACTICE 2

Fastest Lap Sequence

| Practice Time | Team | Car | Class | Driver | Time | Kph | |
|---------------|--------------------|---------------------|-------|-----------------|-----------------|-------|----|
| 5:25.739 | 151 EMG Motorsport | Porsche 991 GT3 Cup | GT | Patrick Lamster | 2:34.789 | 162.9 | 2 |
| 7:56.005 | 151 EMG Motorsport | Porsche 991 GT3 Cup | GT | Patrick Lamster | 2:30.266 | 167.8 | 3 |
| 40:03.919 | 111 JR Motorsport | BMW M4 Silhouette | GT | Ward Sluys | 2:29.893 | 168.2 | 12 |




SUPERCAR CHALLENGE
SPA EURO RACE
FREE PRACTICE 2

Sector Analysis

Personal Best Session Best B Crossing the finish line in pit lane

| Lap | D | Time | Sector 1 | Sector 2 | Sector 3 | T. Spd | Elapsed | Lap | D | Time | Sector 1 | Sector 2 | Sector 3 | T. Spd | Elapsed | | | | |
|------------|--|----------|----------|----------|----------|--------|-----------|---------------------------|--|-----------|----------|----------|----------|--------|-----------|-------------------------|--|--|--|
| 107 | Team Raceart 1. Roger Grouwels | | | | | | | Porsche 991 GT3 Cup GT | | | | | | | | | | | |
| 1 | 1 | 3:29.226 | 1:23.951 | 1:22.234 | 43.041 | 169.8 | 3:29.226 | 12 | 1 | 2:29.893 | 42.614 | 1:08.591 | 38.688 | 246.6 | 40:03.919 | | | | |
| 2 | 1 | 2:37.365 | 45.287 | 1:12.861 | 39.217 | 248.3 | 6:06.591 | 1 | 1 | 3:43.230 | 1:25.992 | 1:32.147 | 45.091 | 154.7 | 3:43.230 | | | | |
| 3 | 1 | 2:34.996 | 44.157 | 1:10.478 | 40.361 | 217.3 | 8:41.587 | 2 | 1 | 2:48.037 | 46.868 | 1:18.558 | 42.611 | 220.4 | 6:31.267 | | | | |
| 4 | 1 | 2:33.701 | 43.761 | 1:11.172 | 38.768 | 247.7 | 11:15.288 | 3 | 1 | 2:45.105 | 45.538 | 1:17.187 | 42.380 | 172.5 | 9:16.372 | | | | |
| 5 | 1 | 2:39.720 | 42.806 | 1:10.735 | 46.179 | 255.9 | 13:55.008 | 4 | 1 | 2:57.708 | 44.505 | 1:18.207 | 54.996 | 209.7 | 12:14.080 | | | | |
| 6 | 1 | 5:18.023 | 2:46.823 | 1:29.809 | 1:01.391 | 251.7 | 19:13.031 | 5 | 1 | 4:04.602 | 2:07.699 | 1:15.933 | 40.970 | 221.8 | 16:18.682 | | | | |
| 7 | 1 | 7:42.094 | 5:46.802 | 1:14.391 | 40.901 | 221.8 | 26:55.125 | 6 | 1 | 3:34.527 | 43.441 | 1:37.311 | 1:13.775 | 200.7 | 19:53.209 | | | | |
| 8 | 1 | 2:31.877 | 42.830 | 1:10.509 | 38.538 | 254.1 | 29:27.002 | 7 | 1 | 7:15.144 | 5:07.696 | 1:22.963 | 44.485 | 191.2 | 27:08.353 | | | | |
| 9 | 1 | 2:37.475 | 42.322 | 1:09.991 | 45.162 | 256.5 | 32:04.477 | 8 | 1 | 2:38.968 | 43.718 | 1:14.815 | 40.435 | 248.3 | 29:47.321 | | | | |
| 10 | 1 | 5:44.018 | 3:52.924 | 1:10.609 | 40.485 | 250.0 | 37:48.495 | 9 | 1 | 2:34.653 | 43.097 | 1:12.251 | 39.305 | 243.8 | 32:21.974 | | | | |
| 11 | 1 | 2:33.257 | 42.371 | 1:10.858 | 40.028 | 259.0 | 40:21.752 | 10 | 1 | 2:34.314 | 42.901 | 1:11.309 | 40.104 | 254.7 | 34:56.288 | | | | |
| | | | | | | | | 11 | 1 | 2:38.443 | 43.378 | 1:12.815 | 42.250 | 252.3 | 37:34.731 | | | | |
| | | | | | | | | 12 | 1 | 2:38.491 | 44.858 | 1:13.237 | 40.396 | 250.0 | 40:13.222 | | | | |
| 108 | JR Motorsport 1. Bob Herber | | | | | | | t.b.a. GT | | | | | | | | | | | |
| 1 | 1 | 2:51.674 | 48.399 | 1:19.966 | 43.309 | 165.1 | 2:51.674 | 121 | JR Motorsport 1. Daan Meijer | | | | | | | BMW M4 Silhouette GT | | | |
| 2 | 1 | 2:38.069 | 44.759 | 1:13.377 | 39.933 | 229.3 | 5:29.743 | 1 | 1 | 3:26.147 | 1:16.544 | 1:25.211 | 44.392 | 151.7 | 3:26.147 | | | | |
| 3 | 1 | 2:41.207 | 43.783 | 1:11.417 | 46.007 | 248.8 | 8:10.950 | 2 | 1 | 2:39.019 | 45.660 | 1:12.989 | 40.370 | 221.3 | 6:05.166 | | | | |
| 4 | 1 | 4:41.263 | 2:48.599 | 1:12.941 | 39.723 | 246.0 | 12:52.213 | 3 | 1 | 2:36.166 | 44.568 | 1:10.575 | 41.023 | 237.4 | 8:41.332 | | | | |
| 5 | 1 | 2:33.434 | 43.861 | 1:10.581 | 38.992 | 248.3 | 15:25.647 | 4 | 1 | 2:34.931 | 44.152 | 1:11.522 | 39.257 | 236.3 | 11:16.263 | | | | |
| 6 | 1 | 2:49.539 | 43.406 | 1:14.086 | 52.047 | 252.9 | 18:15.186 | 5 | 1 | 2:34.209 | 44.141 | 1:11.327 | 38.741 | 243.8 | 13:50.472 | | | | |
| 7 | 1 | 9:32.135 | 7:39.096 | 1:13.596 | 39.443 | 235.8 | 27:47.321 | 6 | 1 | 2:35.297 | 43.278 | 1:12.005 | 40.014 | 243.2 | 16:25.769 | | | | |
| 8 | 1 | 2:35.370 | 43.442 | 1:12.495 | 39.433 | 246.0 | 30:22.691 | 7 | 1 | 3:40.018 | 46.308 | 1:36.166 | 1:17.544 | 161.7 | 20:05.787 | | | | |
| 9 | 1 | 2:35.047 | 42.774 | 1:11.998 | 40.275 | 251.7 | 32:57.738 | 8 | 1 | 7:48.717 | 5:45.070 | 1:12.395 | 51.252 | 237.4 | 27:54.504 | | | | |
| 10 | 1 | 2:34.341 | 43.096 | 1:12.062 | 39.183 | 254.1 | 35:32.079 | 9 | 1 | 4:15.784 | 2:25.938 | 1:10.717 | 39.129 | 225.0 | 32:10.288 | | | | |
| 11 | 1 | 2:40.955 | 42.974 | 1:11.266 | 46.715 | 254.1 | 38:13.034 | 10 | 1 | 2:34.570 | 43.484 | 1:11.634 | 39.452 | 243.2 | 34:44.858 | | | | |
| 109 | Topper Team 1. Dirk Schulz | | | | | | | Porsche 997 GT3 Cup GT | | | | | | | | | | | |
| 1 | 1 | 5:53.065 | 3:38.473 | 1:28.915 | 45.677 | 146.1 | 5:53.065 | 123 | SDW Shipping by JR Motorsport 1. Koen Bogaerts 2. Mark van der Aa | | | | | | | BMW M4 Silhouette GT | | | |
| 2 | 1 | 2:52.020 | 46.556 | 1:19.964 | 45.500 | 207.7 | 8:45.085 | 1 | 1 | 3:34.075 | 1:33.003 | 1:19.591 | 41.481 | 175.6 | 3:34.075 | | | | |
| 3 | 1 | 2:50.168 | 47.357 | 1:19.345 | 43.466 | 202.6 | 11:35.253 | 2 | 1 | 2:39.269 | 47.072 | 1:11.887 | 40.310 | 220.4 | 6:13.344 | | | | |
| 4 | 1 | 2:55.200 | 46.283 | 1:17.382 | 51.535 | 211.4 | 14:30.453 | 3 | 1 | 2:32.814 | 44.249 | 1:09.541 | 39.024 | 236.8 | 8:46.158 | | | | |
| 5 | 1 | 6:22.816 | 2:59.716 | 1:59.704 | 1:23.396 | 96.2 | 20:53.269 | 4 | 1 | 2:30.968 | 44.205 | 1:08.576 | 38.187 | 236.3 | 11:17.126 | | | | |
| 6 | 1 | 7:08.022 | 5:04.155 | 1:19.618 | 44.249 | 209.3 | 28:01.291 | 5 | 1 | 2:34.014 | 44.774 | 1:10.275 | 38.965 | 236.3 | 13:51.140 | | | | |
| 7 | 1 | 2:49.437 | 46.653 | 1:20.024 | 42.760 | 188.2 | 30:50.728 | 6 | 1 | 2:42.886 | 43.146 | 1:10.122 | 49.618 | 240.5 | 16:34.026 | | | | |
| 8 | 1 | 2:46.690 | 46.239 | 1:17.796 | 42.655 | 208.9 | 33:37.418 | 7 | 1 | 10:16.500 | 8:25.166 | 1:11.843 | 39.491 | 213.0 | 26:50.526 | | | | |
| 9 | 1 | 2:48.124 | 45.837 | 1:19.254 | 43.033 | 181.5 | 36:25.542 | 8 | 1 | 2:31.904 | 43.734 | 1:09.175 | 38.995 | 237.4 | 29:22.430 | | | | |
| 10 | 1 | 2:42.952 | 45.239 | 1:15.838 | 41.875 | 224.1 | 39:08.494 | 9 | 1 | 2:31.332 | 43.174 | 1:09.024 | 39.134 | 240.5 | 31:53.762 | | | | |
| 11 | 1 | 2:44.950 | 45.697 | 1:16.704 | 42.549 | 222.2 | 41:53.444 | 10 | 1 | 2:31.653 | 43.362 | 1:09.388 | 38.903 | 241.6 | 34:25.415 | | | | |
| 111 | JR Motorsport 1. Ward Sluys 2. Bas Schouten | | | | | | | BMW M4 Silhouette GT | | | | | | | | | | | |
| 1 | 1 | 3:34.421 | 1:22.842 | 1:26.776 | 44.803 | 169.0 | 3:34.421 | 127 | Cor Euser Racing 1. Cor Euser | | | | | | | Marcos Mantis GT | | | |
| 2 | 1 | 2:41.125 | 46.966 | 1:14.290 | 39.869 | 213.0 | 6:15.546 | 1 | 1 | 17:48.037 | ... | 1:27.649 | 1:03.526 | 176.2 | 17:48.037 | | | | |
| 3 | 1 | 2:36.945 | 45.224 | 1:12.187 | 39.534 | 233.3 | 8:52.491 | 2 | 1 | 9:47.733 | 7:50.001 | 1:16.627 | 41.105 | 204.5 | 27:35.770 | | | | |
| 4 | 1 | 2:32.776 | 44.038 | 1:09.828 | 38.910 | 236.8 | 11:25.267 | 3 | 1 | 2:35.559 | 43.449 | 1:12.105 | 40.005 | 241.1 | 30:11.329 | | | | |
| 5 | 1 | 2:33.303 | 43.624 | 1:09.121 | 40.558 | 238.4 | 13:58.570 | 4 | 1 | 2:33.671 | 42.486 | 1:12.093 | 39.092 | 245.5 | 32:45.000 | | | | |
| 6 | 1 | 2:33.098 | 43.344 | 1:09.644 | 40.110 | 238.9 | 16:31.668 | 5 | 1 | 2:45.285 | 42.337 | 1:10.603 | 52.345 | 257.8 | 35:30.285 | | | | |
| 7 | 1 | 4:27.105 | 1:02.802 | 1:58.188 | 1:26.115 | 104.9 | 20:58.773 | | | | | | | | | | | | |
| 8 | 1 | 6:30.705 | 4:33.928 | 1:14.439 | 42.338 | 209.3 | 27:29.478 | | | | | | | | | | | | |
| 9 | 1 | 2:48.651 | 44.876 | 1:13.160 | 50.615 | 232.3 | 30:18.129 | | | | | | | | | | | | |
| 10 | 1 | 4:43.540 | 2:53.405 | 1:10.904 | 39.231 | 194.6 | 35:01.669 | | | | | | | | | | | | |
| 11 | 1 | 2:32.357 | 44.903 | 1:08.377 | 39.077 | 238.9 | 37:34.026 | | | | | | | | | | | | |




SUPERCAR CHALLENGE SPA EURO RACE FREE PRACTICE 2

Sector Analysis

■ Personal Best ■ Session Best B Crossing the finish line in pit lane

| Lap | D | Time | Sector 1 | Sector 2 | Sector 3 | T. Spd | Elapsed | Lap | D | Time | Sector 1 | Sector 2 | Sector 3 | T. Spd | Elapsed |
|---|---|------------|----------|----------|----------|--------|-----------|-----|---|------------|----------|----------|----------|--------|-----------|
| 151 EMG Motorsport Porsche 991 GT3 Cup GT 1. Patrick Lamster | | | | | | | | | | | | | | | |
| 1 | 1 | 2:50.950 | 47.629 | 1:20.130 | 43.191 | 164.6 | 2:50.950 | 7 | 1 | 8:57.632 | 6:52.836 | 1:20.354 | 44.442 | 178.8 | 28:42.686 |
| 2 | 1 | 2:34.789 | 44.158 | 1:11.779 | 38.852 | 225.9 | 5:25.739 | 8 | 1 | 2:48.580 B | 46.235 | 1:13.625 | 48.720 | 228.8 | 31:31.266 |
| 3 | 1 | 2:30.266 | 42.531 | 1:09.761 | 37.974 | 248.8 | 7:56.005 | 9 | 1 | 4:36.083 | 2:38.651 | 1:14.451 | 42.981 | 231.3 | 36:07.349 |
| 4 | 1 | 2:42.522 B | 42.066 | 1:10.976 | 49.480 | 253.5 | 10:38.527 | 10 | 1 | 2:42.054 | 45.732 | 1:15.309 | 41.013 | 222.7 | 38:49.403 |
| 5 | 1 | 4:23.002 | 2:29.540 | 1:13.428 | 40.034 | 224.5 | 15:01.529 | 11 | 1 | 2:38.509 | 44.818 | 1:11.711 | 41.980 | 233.8 | 41:27.912 |
| 6 | 1 | 3:02.123 B | 42.088 | 1:13.750 | 1:06.285 | 252.9 | 18:03.652 | | | | | | | | |
| 7 | 1 | 8:57.724 | 7:00.395 | 1:15.468 | 41.861 | 225.9 | 27:01.376 | | | | | | | | |
| 8 | 1 | 2:42.569 | 44.948 | 1:16.393 | 41.228 | 218.2 | 29:43.945 | | | | | | | | |
| 9 | 1 | 2:39.929 | 44.665 | 1:14.944 | 40.320 | 224.1 | 32:23.874 | | | | | | | | |
| 10 | 1 | 2:39.027 | 44.357 | 1:13.463 | 41.207 | 225.0 | 35:02.901 | | | | | | | | |
| 11 | 1 | 2:38.601 | 44.767 | 1:13.705 | 40.129 | 237.9 | 37:41.502 | | | | | | | | |
| 12 | 1 | 2:39.388 | 43.553 | 1:15.058 | 40.777 | 225.0 | 40:20.890 | | | | | | | | |
| 152 EMG Motorsport Porsche 991 GT3 Cup GT 1. Wiebe Wijtzes 2. Steve van Bellingen | | | | | | | | | | | | | | | |
| 1 | 1 | 3:11.744 | 1:07.885 | 1:21.669 | 42.190 | 188.8 | 3:11.744 | | | | | | | | |
| 2 | 1 | 2:38.659 | 44.837 | 1:13.047 | 40.775 | 231.8 | 5:50.403 | | | | | | | | |
| 3 | 1 | 2:32.330 | 43.063 | 1:10.336 | 38.931 | 247.1 | 8:22.733 | | | | | | | | |
| 4 | 1 | 2:31.812 | 42.784 | 1:10.249 | 38.779 | 246.6 | 10:54.545 | | | | | | | | |
| 5 | 1 | 2:32.462 | 42.683 | 1:10.544 | 39.235 | 247.7 | 13:27.007 | | | | | | | | |
| 6 | 1 | 2:36.826 | 44.005 | 1:11.552 | 41.269 | 250.0 | 16:03.833 | | | | | | | | |
| 7 | 1 | 3:11.741 B | 42.674 | 1:30.515 | 58.552 | 253.5 | 19:15.574 | | | | | | | | |
| 8 | 1 | 8:28.759 | 6:35.530 | 1:12.857 | 40.372 | 233.8 | 27:44.333 | | | | | | | | |
| 9 | 1 | 2:37.022 | 45.319 | 1:12.474 | 39.229 | 238.4 | 30:21.355 | | | | | | | | |
| 10 | 1 | 2:34.412 | 42.477 | 1:12.621 | 39.314 | 216.9 | 32:55.767 | | | | | | | | |
| 11 | 1 | 2:33.161 | 42.468 | 1:11.371 | 39.322 | 244.9 | 35:28.928 | | | | | | | | |
| 12 | 1 | 2:32.339 | 42.424 | 1:10.440 | 39.475 | 252.9 | 38:01.267 | | | | | | | | |
| 13 | 1 | 2:40.350 B | 43.038 | 1:11.409 | 45.903 | 238.4 | 40:41.617 | | | | | | | | |
| 169 ABOG Racing Porsche 991 Cup GT 1. Aart Bosman | | | | | | | | | | | | | | | |
| 1 | 1 | 3:10.470 | 1:04.172 | 1:23.185 | 43.113 | 174.8 | 3:10.470 | | | | | | | | |
| 2 | 1 | 2:40.889 | 45.261 | 1:15.127 | 40.501 | 237.9 | 5:51.359 | | | | | | | | |
| 3 | 1 | 2:34.698 | 43.568 | 1:11.859 | 39.271 | 215.1 | 8:26.057 | | | | | | | | |
| 4 | 1 | 2:35.074 | 43.696 | 1:11.650 | 39.728 | 251.7 | 11:01.131 | | | | | | | | |
| 5 | 1 | 2:33.668 | 43.727 | 1:11.281 | 38.660 | 250.0 | 13:34.799 | | | | | | | | |
| 6 | 1 | 2:41.685 | 44.485 | 1:16.457 | 40.743 | 198.2 | 16:16.484 | | | | | | | | |
| 7 | 1 | 3:30.626 B | 44.215 | 1:35.562 | 1:10.849 | 210.9 | 19:47.110 | | | | | | | | |
| 8 | 1 | 7:21.898 | 5:18.844 | 1:18.662 | 44.392 | 240.0 | 27:09.008 | | | | | | | | |
| 9 | 1 | 2:35.753 | 43.468 | 1:13.013 | 39.272 | 241.1 | 29:44.761 | | | | | | | | |
| 10 | 1 | 2:36.282 | 44.453 | 1:11.872 | 39.957 | 238.4 | 32:21.043 | | | | | | | | |
| 11 | 1 | 2:34.822 | 43.137 | 1:10.847 | 40.838 | 253.5 | 34:55.865 | | | | | | | | |
| 12 | 1 | 2:33.667 | 43.132 | 1:10.948 | 39.587 | 254.7 | 37:29.532 | | | | | | | | |
| 13 | 1 | 2:48.453 B | 43.538 | 1:11.901 | 53.014 | 243.8 | 40:17.985 | | | | | | | | |
| 201 Febo Racing Team Seat Sport Leon Cup Racer SS1 1. Dennis de Borst 2. Martin de Kleijn | | | | | | | | | | | | | | | |
| 1 | 1 | 3:47.010 B | 1:19.007 | 1:28.512 | 59.491 | 151.9 | 3:47.010 | | | | | | | | |
| 2 | 1 | 4:25.280 | 2:26.914 | 1:16.850 | 41.516 | 196.0 | 8:12.290 | | | | | | | | |
| 3 | 1 | 2:39.748 | 45.823 | 1:12.830 | 41.095 | 210.9 | 10:52.038 | | | | | | | | |
| 4 | 1 | 2:37.404 | 45.587 | 1:11.366 | 40.451 | 223.1 | 13:29.442 | | | | | | | | |
| 5 | 1 | 2:43.958 | 47.475 | 1:13.010 | 43.473 | 206.5 | 16:13.400 | | | | | | | | |
| 6 | 1 | 3:31.654 B | 45.144 | 1:37.042 | 1:09.468 | 193.5 | 19:45.054 | | | | | | | | |
| 204 Munckhof Racing BMW Z4 Coupe GTR SS1 1. Eric van den Munckhof 2. Henry Zumbink | | | | | | | | | | | | | | | |
| 1 | 1 | 3:13.743 B | 47.389 | 1:26.315 | 1:00.039 | 152.8 | 3:13.743 | | | | | | | | |
| 2 | 1 | 5:18.556 | 3:20.675 | 1:16.224 | 41.657 | 173.4 | 8:32.299 | | | | | | | | |
| 3 | 1 | 2:42.207 | 46.656 | 1:14.486 | 41.065 | 204.5 | 11:14.506 | | | | | | | | |
| 4 | 1 | 2:43.789 | 48.818 | 1:12.919 | 42.052 | 225.5 | 13:58.295 | | | | | | | | |
| 5 | 1 | 2:38.769 | 46.203 | 1:12.074 | 40.492 | 228.3 | 16:37.064 | | | | | | | | |
| 6 | 1 | 4:23.411 B | 59.317 | 1:57.520 | 1:26.574 | 105.5 | 21:00.475 | | | | | | | | |
| 7 | 1 | 6:38.384 | 4:35.427 | 1:18.144 | 44.813 | 210.9 | 27:38.859 | | | | | | | | |
| 8 | 1 | 2:45.169 | 47.387 | 1:15.270 | 42.512 | 226.4 | 30:24.028 | | | | | | | | |
| 9 | 1 | 2:41.721 | 45.925 | 1:14.626 | 41.170 | 234.3 | 33:05.749 | | | | | | | | |
| 10 | 1 | 2:41.113 | 46.322 | 1:12.965 | 41.826 | 232.3 | 35:46.862 | | | | | | | | |
| 11 | 1 | 3:00.253 B | 47.228 | 1:13.857 | 59.168 | 231.3 | 38:47.115 | | | | | | | | |
| 205 Brightfiber de Vreede/ de Leeuw BMW E46 M3 SS1 1. Patrick de Vreede 2. Rogier de Leeuw | | | | | | | | | | | | | | | |
| 1 | 1 | 3:54.579 | 1:44.067 | 1:26.656 | 43.856 | 161.0 | 3:54.579 | | | | | | | | |
| 2 | 1 | 2:49.253 | 49.645 | 1:16.349 | 43.259 | 197.1 | 6:43.832 | | | | | | | | |
| 3 | 1 | 2:47.005 | 48.397 | 1:15.608 | 43.000 | 203.0 | 9:30.837 | | | | | | | | |
| 4 | 1 | 3:04.153 B | 48.441 | 1:17.316 | 58.396 | 206.9 | 12:34.990 | | | | | | | | |
| 5 | 1 | 4:03.699 | 2:04.906 | 1:15.940 | 42.853 | 203.4 | 16:38.689 | | | | | | | | |
| 6 | 1 | 4:30.645 B | 1:03.311 | 1:57.070 | 1:30.264 | 120.3 | 21:09.334 | | | | | | | | |
| 7 | 1 | 7:33.395 | 5:21.213 | 1:24.690 | 47.492 | 144.2 | 28:42.729 | | | | | | | | |
| 8 | 1 | 2:59.149 | 52.959 | 1:20.793 | 45.397 | 184.9 | 31:41.878 | | | | | | | | |
| 9 | 1 | 2:54.163 | 50.306 | 1:19.177 | 44.680 | 163.4 | 34:36.041 | | | | | | | | |
| 10 | 1 | 2:55.006 | 50.396 | 1:19.863 | 44.747 | 185.9 | 37:31.047 | | | | | | | | |
| 11 | 1 | 2:52.164 | 50.690 | 1:17.435 | 44.039 | 198.5 | 40:23.211 | | | | | | | | |
| 208 JR Motorsport BMW E92 V8 SS1 1. Ted van Vliet | | | | | | | | | | | | | | | |
| 1 | 1 | 3:46.443 | 1:32.448 | 1:26.655 | 47.340 | 152.8 | 3:46.443 | | | | | | | | |
| 2 | 1 | 2:51.925 | 49.222 | 1:19.064 | 43.639 | 218.2 | 6:38.368 | | | | | | | | |
| 3 | 1 | 2:48.786 | 48.059 | 1:17.255 | 43.472 | 218.2 | 9:27.154 | | | | | | | | |
| 4 | 1 | 3:10.173 B | 49.501 | 1:22.331 | 58.341 | 207.3 | 12:37.327 | | | | | | | | |
| 5 | 1 | 5:36.335 B | 3:07.267 | 1:19.282 | 1:09.786 | 228.8 | 18:13.662 | | | | | | | | |
| 6 | 1 | 9:50.638 | 7:47.960 | 1:18.585 | 44.093 | 202.6 | 28:04.300 | | | | | | | | |
| 7 | 1 | 2:52.268 | 49.209 | 1:18.674 | 44.385 | 215.6 | 30:56.568 | | | | | | | | |
| 8 | 1 | 2:53.625 | 49.250 | 1:19.973 | 44.402 | 214.3 | 33:50.193 | | | | | | | | |
| 9 | 1 | 3:05.800 B | 49.189 | 1:18.808 | 57.803 | 214.3 | 36:55.993 | | | | | | | | |
| 210 E2P Racing Ginetta G50 SS1 1. Kosta Kanaroglou | | | | | | | | | | | | | | | |
| 1 | 1 | 4:08.054 | 1:47.156 | 1:31.728 | 49.170 | 126.3 | 4:08.054 | | | | | | | | |
| 2 | 1 | 2:53.143 | 51.750 | 1:17.095 | 44.298 | 159.8 | 7:01.197 | | | | | | | | |
| 3 | 1 | 2:50.299 B | 47.949 | 1:13.921 | 48.429 | 175.6 | 9:51.496 | | | | | | | | |
| 4 | 1 | 4:09.214 | 2:06.306 | 1:18.262 | 44.646 | 198.2 | 14:00.710 | | | | | | | | |
| 5 | 1 | 2:39.734 | 46.715 | 1:11.863 | 41.156 | 211.8 | 16:40.444 | | | | | | | | |
| 6 | 1 | 4:26.223 B | 59.671 | 1:57.784 | 1:28.768 | 109.0 | 21:06.667 | | | | | | | | |
| 7 | 1 | 6:36.052 | 4:40.429 | 1:14.603 | 41.020 | 192.9 | 27:42.719 | | | | | | | | |
| 8 | 1 | 2:43.178 | 47.167 | 1:15.380 | 40.631 | 203.4 | 30:25.897 | | | | | | | | |



SUPERCAR CHALLENGE
SPA EURO RACE
FREE PRACTICE 2

Sector Analysis

Personal Best Session Best B Crossing the finish line in pit lane

| Lap | D | Time | Sector 1 | Sector 2 | Sector 3 | T. Spd | Elapsed | Lap | D | Time | Sector 1 | Sector 2 | Sector 3 | T. Spd | Elapsed |
|-----|---|----------|----------|----------|----------|--------|-----------|-----|---|----------|----------|----------|----------|--------|-----------|
| 9 | 1 | 2:40.046 | 46.185 | 1:13.047 | 40.814 | 220.0 | 33:05.943 | 9 | 1 | 2:44.607 | 47.100 | 1:16.098 | 41.409 | 236.3 | 33:21.745 |
| 10 | 1 | 2:48.298 | B 46.935 | 1:12.740 | 48.623 | 224.1 | 35:54.241 | 10 | 1 | 2:45.199 | 45.652 | 1:16.639 | 42.908 | 238.9 | 36:06.944 |
| 11 | 1 | 3:49.757 | 1:56.882 | 1:12.232 | 40.643 | 217.7 | 39:43.998 | 11 | 1 | 2:43.541 | 45.794 | 1:15.668 | 42.079 | 232.8 | 38:50.485 |
| 12 | 1 | 2:39.866 | 46.137 | 1:12.940 | 40.789 | 222.2 | 42:23.864 | 12 | 1 | 2:55.596 | B 45.858 | 1:16.137 | 53.601 | 238.9 | 41:46.081 |

217 **Ferry Monster Motorsport** Seat Sport Leon Cup Racer
1. Martin Huisman SS1
2. Teunis van de Grift

| | | | | | | | |
|----|---|----------|----------|----------|----------|-------|-----------|
| 1 | 1 | 3:29.500 | 1:14.643 | 1:29.921 | 44.936 | 143.0 | 3:29.500 |
| 2 | 1 | 2:54.247 | 49.143 | 1:21.683 | 43.421 | 208.9 | 6:23.747 |
| 3 | 1 | 3:05.179 | B 48.489 | 1:19.123 | 57.567 | 213.9 | 9:28.926 |
| 4 | 1 | 4:31.604 | 2:25.684 | 1:20.876 | 45.044 | 215.1 | 14:00.530 |
| 5 | 1 | 2:52.146 | 49.509 | 1:19.872 | 42.765 | 208.1 | 16:52.676 |
| 6 | 1 | 4:21.686 | B 58.099 | 1:51.261 | 1:32.326 | 148.4 | 21:14.362 |
| 7 | 1 | 6:07.586 | 4:06.269 | 1:18.466 | 42.851 | 210.9 | 27:21.948 |
| 8 | 1 | 2:51.452 | 47.708 | 1:19.074 | 44.670 | 217.7 | 30:13.400 |
| 9 | 1 | 2:46.695 | 47.178 | 1:17.490 | 42.027 | 215.1 | 33:00.095 |
| 10 | 1 | 2:49.375 | 48.048 | 1:16.224 | 45.103 | 223.1 | 35:49.470 |
| 11 | 1 | 2:47.075 | 47.341 | 1:17.175 | 42.559 | 218.2 | 38:36.545 |
| 12 | 1 | 2:46.593 | 47.517 | 1:15.775 | 43.301 | 224.5 | 41:23.138 |

222 **Blueberry Racing** BMW E46 M3
1. Ronald van Loon SS1
2. Luuk van Loon

| | | | | | | | |
|---|---|----------|------------|----------|----------|-------|-----------|
| 1 | 1 | 3:32.396 | 1:15.569 | 1:29.790 | 47.037 | 162.9 | 3:32.396 |
| 2 | 1 | 2:55.259 | 50.525 | 1:21.116 | 43.618 | 213.9 | 6:27.655 |
| 3 | 1 | 2:46.392 | 48.224 | 1:15.748 | 42.420 | 225.0 | 9:14.047 |
| 4 | 1 | 2:51.022 | B 46.084 | 1:14.483 | 50.455 | 227.4 | 12:05.069 |
| 5 | 1 | 4:17.823 | 2:14.167 | 1:21.190 | 42.466 | 166.9 | 16:22.892 |
| 6 | 1 | 3:39.512 | B 47.956 | 1:36.068 | 1:15.488 | 161.0 | 20:02.404 |
| 7 | 1 | 9:09.781 | B 6:34.508 | 1:30.633 | 1:04.640 | 167.4 | 29:12.185 |

245 **Harders Plaza** BMW
1. Robert van den Berg SS1
2. Benjamin van den Berg

| | | | | | | | |
|----|---|----------|----------|----------|----------|-------|-----------|
| 1 | 1 | 2:46.724 | 42.025 | 1:20.889 | 43.810 | 189.1 | 2:46.724 |
| 2 | 1 | 2:44.253 | 47.484 | 1:15.309 | 41.460 | 219.1 | 5:30.977 |
| 3 | 1 | 2:38.823 | 45.997 | 1:11.938 | 40.888 | 228.8 | 8:09.800 |
| 4 | 1 | 2:38.307 | 45.521 | 1:12.135 | 40.651 | 228.3 | 10:48.107 |
| 5 | 1 | 2:38.288 | 45.554 | 1:12.004 | 40.730 | 228.8 | 13:26.395 |
| 6 | 1 | 2:49.406 | 49.591 | 1:15.124 | 44.691 | 219.5 | 16:15.801 |
| 7 | 1 | 3:35.395 | B 46.231 | 1:35.354 | 1:13.810 | 195.3 | 19:51.196 |
| 8 | 1 | 8:07.529 | 6:01.608 | 1:20.910 | 45.011 | 178.5 | 27:58.725 |
| 9 | 1 | 2:51.540 | | | | | 30:50.265 |
| 10 | 1 | 2:48.063 | | | | | 33:38.328 |
| 11 | 1 | 2:49.426 | | | | | 36:27.754 |
| 12 | 1 | 2:46.558 | | | | | 39:14.312 |
| 13 | 1 | 2:43.725 | | | | | 41:58.037 |

246 **Stichting Euro Autosport** BMW E92 M3
1. Ruud Olij SS1

| | | | | | | | |
|---|---|----------|----------|----------|----------|-------|-----------|
| 1 | 1 | 4:16.875 | 2:07.585 | 1:22.822 | 46.468 | 168.5 | 4:16.875 |
| 2 | 1 | 2:52.520 | 49.734 | 1:19.754 | 43.032 | 214.7 | 7:09.395 |
| 3 | 1 | 2:43.837 | 46.507 | 1:15.350 | 41.980 | 231.8 | 9:53.232 |
| 4 | 1 | 2:45.188 | 46.452 | 1:17.204 | 41.532 | 224.1 | 12:38.420 |
| 5 | 1 | 2:43.629 | 45.697 | 1:15.707 | 42.225 | 230.8 | 15:22.049 |
| 6 | 1 | 3:16.550 | B 45.696 | 1:27.062 | 1:03.792 | 237.4 | 18:38.599 |
| 7 | 1 | 9:14.184 | 7:13.263 | 1:18.758 | 42.163 | 225.5 | 27:52.783 |
| 8 | 1 | 2:44.355 | 45.767 | 1:16.409 | 42.179 | 240.0 | 30:37.138 |

259 **BS Racing Team** BMW E46 GTR
1. Marcel van de Maat SS1
2. Peter Schreurs

| | | | | | | | |
|----|---|----------|----------|----------|----------|-------|-----------|
| 1 | 1 | 4:15.878 | 2:04.331 | 1:25.208 | 46.339 | 144.4 | 4:15.878 |
| 2 | 1 | 3:03.472 | B 51.145 | 1:19.695 | 52.632 | 197.8 | 7:19.350 |
| 3 | 1 | 6:04.209 | 4:05.494 | 1:15.370 | 43.345 | 211.4 | 13:23.559 |
| 4 | 1 | 2:45.856 | 48.073 | 1:14.694 | 43.089 | 222.2 | 16:09.415 |
| 5 | 1 | 3:29.211 | B 48.056 | 1:35.218 | 1:05.937 | 166.7 | 19:38.626 |
| 6 | 1 | 8:03.153 | 6:05.364 | 1:15.418 | 42.371 | 209.7 | 27:41.779 |
| 7 | 1 | 2:46.205 | 47.783 | 1:16.545 | 41.877 | 225.9 | 30:27.984 |
| 8 | 1 | 2:51.707 | B 47.323 | 1:13.604 | 50.780 | 226.9 | 33:19.691 |
| 9 | 1 | 4:05.853 | 2:07.518 | 1:16.708 | 41.627 | 205.3 | 37:25.544 |
| 10 | 1 | 2:40.765 | 45.958 | 1:13.086 | 41.721 | 227.4 | 40:06.309 |

262 **Van der Kooi Racing** Lotus Exige V6
1. Roelant de Waard SS1

| | | | | | | | |
|----|---|----------|------------|----------|----------|-------|-----------|
| 1 | 1 | 3:33.080 | 1:14.089 | 1:32.707 | 46.284 | 144.2 | 3:33.080 |
| 2 | 1 | 2:54.512 | 49.726 | 1:20.825 | 43.961 | 215.6 | 6:27.592 |
| 3 | 1 | 2:48.264 | 47.431 | 1:18.034 | 42.799 | 221.8 | 9:15.856 |
| 4 | 1 | 2:56.802 | B 47.504 | 1:17.517 | 51.781 | 216.0 | 12:12.658 |
| 5 | 1 | 5:56.950 | B 3:27.962 | 1:18.320 | 1:10.668 | 214.7 | 18:09.608 |
| 6 | 1 | 8:52.217 | 6:49.525 | 1:18.838 | 43.854 | 211.4 | 27:01.825 |
| 7 | 1 | 2:45.128 | 47.255 | 1:16.039 | 41.834 | 237.4 | 29:46.953 |
| 8 | 1 | 2:42.634 | 46.274 | 1:14.970 | 41.390 | 236.3 | 32:29.587 |
| 9 | 1 | 2:42.269 | 46.138 | 1:14.270 | 41.861 | 238.4 | 35:11.856 |
| 10 | 1 | 2:46.480 | 46.186 | 1:16.228 | 44.066 | 240.0 | 37:58.336 |
| 11 | 1 | 2:52.046 | B 46.565 | 1:16.239 | 49.242 | 217.3 | 40:50.382 |

299 **JR Motorsport** BMW GTR
1. Rick Renmans SS1


| | | | | | | | |
|----|---|----------|------------|----------|----------|-------|-----------|
| 1 | 1 | 3:34.985 | 1:31.898 | 1:20.326 | 42.761 | 190.8 | 3:34.985 |
| 2 | 1 | 2:45.430 | 49.063 | 1:15.236 | 41.131 | 231.3 | 6:20.415 |
| 3 | 1 | 2:46.744 | B 44.950 | 1:12.355 | 49.439 | 238.9 | 9:07.159 |
| 4 | 1 | 7:05.503 | 5:10.801 | 1:13.490 | 41.212 | 220.9 | 16:12.662 |
| 5 | 1 | 3:27.627 | B 45.659 | 1:35.433 | 1:06.535 | 196.4 | 19:40.289 |
| 6 | 1 | 9:03.757 | B 7:00.452 | 1:15.382 | 47.923 | 218.6 | 28:44.046 |
| 7 | 1 | 4:55.493 | 2:52.104 | 1:20.114 | 43.275 | 210.1 | 33:39.539 |
| 8 | 1 | 2:48.702 | 48.429 | 1:16.974 | 43.299 | 214.3 | 36:28.241 |
| 9 | 1 | 2:45.629 | 47.788 | 1:15.142 | 42.699 | 210.9 | 39:13.870 |
| 10 | 1 | 2:46.067 | 46.238 | 1:15.398 | 44.431 | 220.9 | 41:59.937 |

305 **PDS Racing** Seat Leon Supercoppa MK11
1. Michael Smith SS2

| | | | | | | | |
|---|---|----------|----------|----------|----------|-------|-----------|
| 1 | 1 | 9:24.673 | 7:04.510 | 1:31.980 | 48.183 | 122.0 | 9:24.673 |
| 2 | 1 | 2:54.230 | 52.595 | 1:18.621 | 43.014 | 172.8 | 12:18.903 |
| 3 | 1 | 4:12.510 | B 59.487 | 2:10.962 | 1:02.061 | 102.2 | 16:31.413 |

306 **Intersport Racing** Lamborghini Super Trofeo
1. Adam Hayes GT
2. Kevin Clarke

| | | | | | | | |
|---|---|----------|----------|----------|--------|-------|----------|
| 1 | 1 | 4:02.829 | 1:54.391 | 1:24.449 | 43.989 | 166.4 | 4:02.829 |
| 2 | 1 | 2:48.347 | 48.172 | 1:17.404 | 42.771 | 196.7 | 6:51.176 |



SUPERCAR CHALLENGE
SPA EURO RACE
FREE PRACTICE 2

Sector Analysis

Personal Best Session Best B Crossing the finish line in pit lane

| Lap | D | Time | Sector 1 | Sector 2 | Sector 3 | T. Spd | Elapsed | Lap | D | Time | Sector 1 | Sector 2 | Sector 3 | T. Spd | Elapsed |
|-----|---|-----------|----------|----------|----------|--------|-----------|-----|---|----------|----------|----------|----------|--------|-----------|
| 3 | 1 | 2:42.819 | 46.617 | 1:14.433 | 41.769 | 210.9 | 9:33.995 | 8 | 1 | 2:52.153 | 49.845 | 1:18.213 | 44.095 | 210.9 | 36:43.801 |
| 4 | 1 | 2:45.648 | 46.547 | 1:16.298 | 42.803 | 195.7 | 12:19.643 | 9 | 1 | 2:51.550 | 49.172 | 1:18.251 | 44.127 | 218.6 | 39:35.351 |
| 5 | 1 | 23:46.330 | ... | 1:20.987 | 43.726 | 197.1 | 36:05.973 | 10 | 1 | 2:52.471 | 49.154 | 1:18.783 | 44.534 | 220.0 | 42:27.822 |
| 6 | 1 | 2:46.827 | 46.835 | 1:17.169 | 42.823 | 218.2 | 38:52.800 | | | | | | | | |
| 7 | 1 | 2:46.984 | 47.294 | 1:16.748 | 42.942 | 216.9 | 41:39.784 | | | | | | | | |

311 Spork Racing Team Seat Leon Supercopa SS2
1. Jimmy Adriaenssens
2. Kris van Kelst

| | | | | | | | |
|----|---|------------|----------|----------|----------|-------|-----------|
| 1 | 1 | 3:13.178 | 52.044 | 1:32.542 | 48.592 | 122.9 | 3:13.178 |
| 2 | 1 | 3:02.165 | 50.516 | 1:26.240 | 45.409 | 206.1 | 6:15.343 |
| 3 | 1 | 3:05.798 B | 48.685 | 1:17.010 | 1:00.103 | 210.5 | 9:21.141 |
| 4 | 1 | 7:14.333 | 4:55.842 | 1:30.697 | 47.794 | 180.6 | 16:35.474 |
| 5 | 1 | 4:27.457 B | 1:02.892 | 1:58.066 | 1:26.499 | 100.7 | 21:02.931 |
| 6 | 1 | 6:53.187 | 4:43.291 | 1:23.973 | 45.923 | 196.0 | 27:56.118 |
| 7 | 1 | 2:57.977 | 50.211 | 1:22.503 | 45.263 | 205.3 | 30:54.095 |
| 8 | 1 | 2:57.227 | 49.549 | 1:20.713 | 46.965 | 209.3 | 33:51.322 |
| 9 | 1 | 2:54.935 | 50.662 | 1:19.411 | 44.862 | 203.4 | 36:46.257 |
| 10 | 1 | 2:53.833 | 49.428 | 1:19.733 | 44.672 | 210.5 | 39:40.090 |
| 11 | 1 | 2:50.990 | 49.072 | 1:17.789 | 44.129 | 212.6 | 42:31.080 |

324 West Suffolk Racing BMW E90 SS2
1. Ollie Taylor
2. Jordan Albert

| | | | | | | | |
|----|---|------------|----------|----------|----------|-------|-----------|
| 1 | 1 | 3:31.086 | 1:25.209 | 1:21.544 | 44.333 | 184.6 | 3:31.086 |
| 2 | 1 | 2:46.161 | 48.885 | 1:15.243 | 42.033 | 225.9 | 6:17.247 |
| 3 | 1 | 2:43.133 | 46.685 | 1:13.524 | 42.924 | 227.4 | 9:00.380 |
| 4 | 1 | 3:42.355 B | 47.703 | 1:47.598 | 1:07.054 | 170.1 | 12:42.735 |
| 5 | 1 | 4:14.579 | 2:16.386 | 1:16.003 | 42.190 | 217.7 | 16:57.314 |
| 6 | 1 | 4:20.828 B | 58.370 | 1:48.113 | 1:34.345 | 163.1 | 21:18.142 |
| 7 | 1 | 7:54.827 | 5:50.187 | 1:20.321 | 44.319 | 202.6 | 29:12.969 |
| 8 | 1 | 2:41.534 | 45.987 | 1:13.304 | 42.243 | 230.3 | 31:54.503 |
| 9 | 1 | 2:52.257 B | 49.806 | 1:13.383 | 49.068 | 206.1 | 34:46.760 |
| 10 | 1 | 3:58.657 B | 1:46.152 | 1:12.875 | 59.630 | 223.6 | 38:45.417 |

351 DRDO-Koopman Racing BMW M3 E46 SS2
1. Peter Koelewijn

| | | | | | | | |
|----|---|------------|----------|----------|----------|-------|-----------|
| 1 | 1 | 3:28.946 | 1:12.020 | 1:29.305 | 47.621 | 131.1 | 3:28.946 |
| 2 | 1 | 3:00.582 | 51.565 | 1:22.772 | 46.245 | 206.1 | 6:29.528 |
| 3 | 1 | 2:54.547 | 49.916 | 1:19.231 | 45.400 | 210.5 | 9:24.075 |
| 4 | 1 | 3:05.998 B | 50.154 | 1:19.659 | 56.185 | 207.3 | 12:30.073 |
| 5 | 1 | 3:56.529 | 1:48.756 | 1:21.177 | 46.596 | 187.5 | 16:26.602 |
| 6 | 1 | 4:30.248 B | 1:06.092 | 1:58.942 | 1:25.214 | 105.7 | 20:56.850 |
| 7 | 1 | 6:21.160 | 4:15.355 | 1:21.179 | 44.626 | 212.6 | 27:18.010 |
| 8 | 1 | 2:55.431 | 49.401 | 1:20.477 | 45.553 | 210.9 | 30:13.441 |
| 9 | 1 | 2:57.080 | 49.785 | 1:22.531 | 44.764 | 207.7 | 33:10.521 |
| 10 | 1 | 3:07.441 B | 50.102 | 1:22.400 | 54.939 | 210.1 | 36:17.962 |
| 11 | 1 | 5:28.627 | 3:23.080 | 1:20.690 | 44.857 | 195.3 | 41:46.589 |

352 DRDO-Koopman Racing BMW M3 E46 SS2
1. Emile Drummen
2. Ronald Friederich

| | | | | | | | |
|---|---|------------|----------|----------|----------|-------|-----------|
| 1 | 1 | 4:15.538 | 1:44.596 | 1:37.597 | 53.345 | 129.2 | 4:15.538 |
| 2 | 1 | 3:09.173 | 55.572 | 1:25.528 | 48.073 | 173.9 | 7:24.711 |
| 3 | 1 | 3:58.382 B | | | 1:04.209 | | 11:23.093 |
| 4 | 1 | 6:12.297 B | 3:43.155 | 1:25.023 | 1:04.119 | 185.6 | 17:35.390 |
| 5 | 1 | 10:21.884 | 8:12.376 | 1:23.678 | 45.830 | 178.2 | 27:57.274 |
| 6 | 1 | 2:57.651 | 50.136 | 1:22.357 | 45.158 | 192.9 | 30:54.925 |
| 7 | 1 | 2:56.723 | 49.485 | 1:21.695 | 45.543 | 212.2 | 33:51.648 |

354 DRDO-Koopman Racing BMW M3 E46 SS2
1. Freddy Schaap

| | | | | | | | |
|----|---|------------|----------|----------|----------|-------|-----------|
| 1 | 1 | 3:41.812 | 1:20.680 | 1:32.926 | 48.206 | 163.6 | 3:41.812 |
| 2 | 1 | 3:10.483 B | 51.590 | 1:20.725 | 58.168 | 205.3 | 6:52.295 |
| 3 | 1 | 3:38.195 | 1:33.962 | 1:19.288 | 44.945 | 215.6 | 10:30.490 |
| 4 | 1 | 2:54.775 | 49.829 | 1:19.528 | 45.418 | 213.4 | 13:25.265 |
| 5 | 1 | 2:56.312 | 50.566 | 1:21.195 | 44.551 | 211.8 | 16:21.577 |
| 6 | 1 | 4:11.663 B | 54.122 | 1:49.443 | 1:28.098 | 139.7 | 20:33.240 |
| 7 | 1 | 6:43.782 | 4:40.165 | 1:19.177 | 44.440 | 215.6 | 27:17.022 |
| 8 | 1 | 2:53.286 | 48.853 | 1:20.436 | 43.997 | 207.3 | 30:10.308 |
| 9 | 1 | 2:54.358 | 49.279 | 1:21.015 | 44.064 | 210.1 | 33:04.666 |
| 10 | 1 | 2:53.261 | 50.225 | 1:19.088 | 43.948 | 222.2 | 35:57.927 |
| 11 | 1 | 2:51.535 | 48.858 | 1:19.113 | 43.564 | 223.1 | 38:49.462 |
| 12 | 1 | 2:51.959 | 49.442 | 1:19.079 | 43.438 | 216.0 | 41:41.421 |

355 DRDO-Koopman Racing BMW M3 E46 SS2
1. Daan van Kuijk
2. Wouter Boerekamps


| | | | | | | | |
|----|---|------------|----------|----------|----------|-------|-----------|
| 1 | 1 | 3:22.382 | 1:10.844 | 1:25.938 | 45.600 | 136.4 | 3:22.382 |
| 2 | 1 | 2:50.504 | 48.620 | 1:18.501 | 43.383 | 219.5 | 6:12.886 |
| 3 | 1 | 2:48.647 | 48.697 | 1:15.578 | 44.372 | 219.5 | 9:01.533 |
| 4 | 1 | 2:57.556 B | 48.122 | 1:16.077 | 53.357 | 214.3 | 11:59.089 |
| 5 | 1 | 4:52.277 | 2:51.578 | 1:17.430 | 43.269 | 214.3 | 16:51.366 |
| 6 | 1 | 4:19.593 B | 57.610 | 1:51.239 | 1:30.744 | 154.7 | 21:10.959 |
| 7 | 1 | 5:59.745 | 3:59.306 | 1:16.917 | 43.522 | 216.0 | 27:10.704 |
| 8 | 1 | 2:48.032 | 47.866 | 1:16.997 | 43.169 | 217.7 | 29:58.736 |
| 9 | 1 | 2:56.549 B | 48.887 | 1:16.891 | 50.771 | 219.5 | 32:55.285 |
| 10 | 1 | 4:29.210 | 2:27.851 | 1:15.646 | 45.713 | 222.2 | 37:24.495 |
| 11 | 1 | 2:46.950 | 47.838 | 1:16.045 | 43.067 | 227.4 | 40:11.445 |

357 DRDO - Certainty BMW M3 E46 SS2
1. Dennis van der Linden

| | | | | | | | |
|----|---|------------|----------|----------|--------|-------|-----------|
| 1 | 1 | 4:14.573 | 1:55.237 | 1:29.445 | 49.891 | 145.9 | 4:14.573 |
| 2 | 1 | 3:04.296 | 52.451 | 1:24.591 | 47.254 | 166.9 | 7:18.869 |
| 3 | 1 | 2:59.105 | 51.464 | 1:21.315 | 46.326 | 184.3 | 10:17.974 |
| 4 | 1 | 2:55.870 | 50.585 | 1:19.673 | 45.612 | 192.5 | 13:13.844 |
| 5 | 1 | 3:06.077 B | 51.333 | 1:20.038 | 54.706 | 181.8 | 16:19.921 |
| 6 | 1 | 11:17.670 | 9:10.074 | 1:21.286 | 46.310 | 192.5 | 27:37.591 |
| 7 | 1 | 2:57.059 | 50.473 | 1:21.234 | 45.352 | 194.6 | 30:34.650 |
| 8 | 1 | 2:55.735 | 50.639 | 1:19.547 | 45.549 | 197.1 | 33:30.385 |
| 9 | 1 | 2:55.989 | 50.416 | 1:20.113 | 45.460 | 196.7 | 36:26.374 |
| 10 | 1 | 2:54.475 | 49.673 | 1:19.398 | 45.404 | 191.8 | 39:20.849 |
| 11 | 1 | 2:54.277 | 50.502 | 1:19.051 | 44.724 | 197.1 | 42:15.126 |

358 DRDO - Certainty BMW M3 E46 SS2
1. Floris Dullaart

| | | | | | | | |
|---|---|------------|----------|----------|----------|-------|-----------|
| 1 | 1 | 4:01.015 | 1:43.381 | 1:31.503 | 46.131 | 142.1 | 4:01.015 |
| 2 | 1 | 2:56.989 | 50.903 | 1:20.781 | 45.305 | 191.5 | 6:58.004 |
| 3 | 1 | 2:56.330 | 49.895 | 1:20.174 | 46.261 | 200.7 | 9:54.334 |
| 4 | 1 | 2:55.806 | 50.966 | 1:19.752 | 45.088 | 213.0 | 12:50.140 |
| 5 | 1 | 2:52.884 | 49.834 | 1:18.562 | 44.488 | 216.4 | 15:43.024 |
| 6 | 1 | 3:27.461 B | 49.182 | 1:28.570 | 1:09.709 | 213.0 | 19:10.485 |
| 7 | 1 | 8:30.305 | 6:20.369 | 1:24.582 | 45.354 | 168.5 | 27:40.790 |



SUPERCAR CHALLENGE
SPA EURO RACE
FREE PRACTICE 2

Sector Analysis

■ Personal Best ■ Session Best B Crossing the finish line in pit lane

| Lap | D | Time | Sector 1 | Sector 2 | Sector 3 | T. Spd | Elapsed | Lap | D | Time | Sector 1 | Sector 2 | Sector 3 | T. Spd | Elapsed |
|-----|---|----------|----------|----------|----------|--------|-----------|-----|---|----------|----------|----------|----------|--------|-----------|
| 8 | 1 | 2:57.559 | 52.098 | 1:18.099 | 47.362 | 198.5 | 30:38.349 | 3 | 1 | 2:55.650 | 50.368 | 1:19.871 | 45.411 | 204.9 | 11:58.175 |
| 9 | 1 | 3:02.135 | 49.116 | 1:19.705 | 53.314 | 205.7 | 33:40.484 | 4 | 1 | 2:51.899 | 50.114 | 1:17.018 | 44.767 | 206.1 | 14:50.074 |
| 10 | 1 | 3:14.008 | B 49.507 | 1:18.288 | 1:06.213 | 212.2 | 36:54.492 | 5 | 1 | 3:17.901 | B 49.831 | 1:18.441 | 1:09.629 | 207.3 | 18:07.975 |

360 DRDO BMW GTR SS2
1. Cees Lubbers
2. Leon Rijnbeek

| | | | | | | | |
|----|---|-----------|----------|----------|--------|-------|-----------|
| 1 | 1 | 4:12.510 | 1:49.977 | 1:33.031 | 49.502 | 159.5 | 4:12.510 |
| 2 | 1 | 3:00.393 | 51.307 | 1:22.207 | 46.879 | 174.8 | 7:12.903 |
| 3 | 1 | 2:53.961 | 49.388 | 1:19.861 | 44.712 | 211.4 | 10:06.864 |
| 4 | 1 | 2:52.805 | 49.415 | 1:19.552 | 43.838 | 212.2 | 12:59.669 |
| 5 | 1 | 3:02.699 | B 48.743 | 1:18.433 | 55.523 | 216.4 | 16:02.368 |
| 6 | 1 | 11:10.627 | 8:58.007 | 1:24.729 | 47.891 | 184.0 | 27:12.995 |
| 7 | 1 | 2:52.604 | 47.735 | 1:19.387 | 45.482 | 221.8 | 30:05.599 |
| 8 | 1 | 2:50.386 | 48.173 | 1:17.744 | 44.469 | 220.0 | 32:55.985 |
| 9 | 1 | 2:50.342 | 49.390 | 1:17.806 | 43.146 | 220.9 | 35:46.327 |
| 10 | 1 | 2:52.711 | 48.935 | 1:20.644 | 43.132 | 224.1 | 38:39.038 |
| 11 | 1 | 2:50.048 | 47.458 | 1:18.267 | 44.323 | 222.7 | 41:29.086 |

370 DRDO VW Golf Tdi SS2
1. Pim Kievit
2. Nick von Dincklage

| | | | | | | | |
|---|---|-----------|----------|----------|--------|-------|-----------|
| 1 | 1 | 5:03.338 | 2:37.963 | 1:34.645 | 50.730 | 139.9 | 5:03.338 |
| 2 | 1 | 3:19.543 | B 55.691 | 1:25.702 | 58.150 | 174.8 | 8:22.881 |
| 3 | 1 | 4:34.399 | 2:16.786 | 1:25.497 | 52.116 | 184.6 | 12:57.280 |
| 4 | 1 | 18:42.399 | B 54.865 | | | 189.8 | 31:39.679 |

371 DRDO- Davytec BMW 130i SS2
1. Andre Seinen

| | | | | | | | |
|----|---|----------|----------|----------|----------|-------|-----------|
| 1 | 1 | 3:31.536 | 1:13.659 | 1:29.799 | 48.078 | 139.4 | 3:31.536 |
| 2 | 1 | 3:00.348 | 53.943 | 1:20.854 | 45.551 | 201.5 | 6:31.884 |
| 3 | 1 | 2:56.380 | 51.463 | 1:18.638 | 46.279 | 203.4 | 9:28.264 |
| 4 | 1 | 2:58.921 | 51.524 | 1:19.995 | 47.402 | 192.2 | 12:27.185 |
| 5 | 1 | 2:55.896 | 51.056 | 1:19.391 | 45.449 | 174.8 | 15:23.081 |
| 6 | 1 | 3:43.915 | B 50.237 | 1:28.585 | 1:25.093 | 206.5 | 19:06.996 |
| 7 | 1 | 9:45.588 | 7:31.857 | 1:22.708 | 51.023 | 179.1 | 28:52.584 |
| 8 | 1 | 4:20.514 | 2:14.756 | 1:20.343 | 45.415 | 182.4 | 33:13.098 |
| 9 | 1 | 2:59.080 | 50.810 | 1:19.803 | 48.467 | 199.6 | 36:12.178 |
| 10 | 1 | 5:12.905 | 3:06.017 | 1:19.996 | 46.892 | 187.8 | 41:25.083 |

401 Spirit Racing Renault Clio RS 2.0 16V Sport
1. Bart Drost

| | | | | | | | |
|----|---|-----------|----------|----------|--------|-------|-----------|
| 1 | 1 | 4:09.628 | 1:43.065 | 1:35.326 | 51.237 | 154.9 | 4:09.628 |
| 2 | 1 | 3:09.140 | 54.975 | 1:26.280 | 47.885 | 167.7 | 7:18.768 |
| 3 | 1 | 3:03.285 | 54.382 | 1:21.858 | 47.045 | 186.9 | 10:22.053 |
| 4 | 1 | 3:01.274 | 53.723 | 1:21.195 | 46.356 | 189.8 | 13:23.327 |
| 5 | 1 | 3:18.046 | B 55.272 | 1:27.808 | 54.966 | 183.7 | 16:41.373 |
| 6 | 1 | 12:14.655 | ... | 1:24.840 | 47.435 | 180.9 | 28:56.028 |
| 7 | 1 | 3:00.031 | 52.644 | 1:20.734 | 46.653 | 192.9 | 31:56.059 |
| 8 | 1 | 3:00.250 | 52.892 | 1:20.620 | 46.738 | 194.6 | 34:56.309 |
| 9 | 1 | 3:00.484 | 52.631 | 1:21.454 | 46.399 | 195.3 | 37:56.793 |
| 10 | 1 | 3:00.389 | 53.237 | 1:19.970 | 47.182 | 192.5 | 40:57.182 |

402 Traxx Racing Team Peugeot RCZ Cup Sport
1. Chris Voet
2. Bart van den Broeck

| | | | | | | | |
|---|---|----------|----------|----------|--------|-------|----------|
| 1 | 1 | 5:57.039 | 3:33.486 | 1:33.211 | 50.342 | 138.5 | 5:57.039 |
| 2 | 1 | 3:05.486 | 52.878 | 1:24.999 | 47.609 | 177.6 | 9:02.525 |

403 Spirit Racing Renault Clio RS 2.0 16V Sport
1. Rob Nieman

| | | | | | | | |
|----|---|----------|----------|----------|----------|-------|-----------|
| 1 | 1 | 4:07.579 | 1:42.016 | 1:35.237 | 50.326 | 160.7 | 4:07.579 |
| 2 | 1 | 3:08.976 | 55.457 | 1:26.939 | 46.580 | 176.5 | 7:16.555 |
| 3 | 1 | 2:56.327 | 51.123 | 1:20.041 | 45.163 | 201.5 | 10:12.882 |
| 4 | 1 | 2:56.205 | 50.461 | 1:20.019 | 45.725 | 201.1 | 13:09.087 |
| 5 | 1 | 2:57.697 | 50.574 | 1:20.996 | 46.127 | 204.5 | 16:06.784 |
| 6 | 1 | 3:29.883 | B 50.559 | 1:34.636 | 1:04.688 | 172.2 | 19:36.667 |
| 7 | 1 | 8:03.179 | 5:53.590 | 1:22.612 | 46.977 | 172.5 | 27:39.846 |
| 8 | 1 | 2:55.969 | 50.890 | 1:19.612 | 45.467 | 179.7 | 30:35.815 |
| 9 | 1 | 2:56.114 | 51.107 | 1:18.681 | 46.326 | 206.1 | 33:31.929 |
| 10 | 1 | 2:55.392 | 50.688 | 1:18.920 | 45.784 | 185.9 | 36:27.321 |
| 11 | 1 | 2:53.479 | 50.805 | 1:17.722 | 44.952 | 206.5 | 39:20.800 |
| 12 | 1 | 2:55.223 | 50.622 | 1:19.410 | 45.191 | 197.8 | 42:16.023 |

405 Bronckhorst Car Racing BMW Zilhouette 2.0 Sport
1. Henk Tappel
2. Toon Rutgers


| | | | | | | | |
|----|---|-----------|----------|----------|----------|-------|-----------|
| 1 | 1 | 3:04.864 | 51.538 | 1:25.062 | 48.264 | 177.3 | 3:04.864 |
| 2 | 1 | 2:58.181 | 53.854 | 1:18.466 | 45.861 | 181.2 | 6:03.045 |
| 3 | 1 | 2:54.829 | 52.015 | 1:16.970 | 45.844 | 193.2 | 8:57.874 |
| 4 | 1 | 2:53.420 | 51.975 | 1:16.612 | 44.833 | 184.3 | 11:51.294 |
| 5 | 1 | 3:09.380 | B 51.391 | 1:16.029 | 1:01.960 | 189.8 | 15:00.674 |
| 6 | 1 | 12:41.872 | ... | 1:17.332 | 45.329 | 185.9 | 27:42.546 |
| 7 | 1 | 2:53.717 | 52.999 | 1:15.993 | 44.725 | 190.5 | 30:36.263 |
| 8 | 1 | 2:54.492 | 51.769 | 1:17.015 | 45.708 | 199.3 | 33:30.755 |
| 9 | 1 | 3:02.654 | B 51.145 | 1:16.603 | 54.906 | 197.8 | 36:33.409 |
| 10 | 1 | 3:52.267 | 1:51.169 | 1:16.369 | 44.729 | 196.7 | 40:25.676 |

413 AT Motorsport Ford Focus Sport
1. Kim Troeijen
2. Wim Lemmers

| | | | | | | | |
|----|---|-----------|------------|----------|----------|-------|-----------|
| 1 | 1 | 3:26.896 | 58.630 | 1:35.266 | 53.000 | 138.8 | 3:26.896 |
| 2 | 1 | 3:11.306 | 57.630 | 1:25.211 | 48.465 | 189.1 | 6:38.202 |
| 3 | 1 | 3:03.583 | 54.155 | 1:21.807 | 47.621 | 187.2 | 9:41.785 |
| 4 | 1 | 3:17.373 | B 53.752 | 1:23.878 | 59.743 | 187.2 | 12:59.158 |
| 5 | 1 | 5:38.168 | B 2:59.308 | 1:35.451 | 1:03.409 | 180.9 | 18:37.326 |
| 6 | 1 | 10:09.917 | 7:52.131 | 1:28.412 | 49.374 | 169.3 | 28:47.243 |
| 7 | 1 | 3:03.895 | 53.909 | 1:21.680 | 48.306 | 185.6 | 31:51.138 |
| 8 | 1 | 3:00.876 | 53.898 | 1:20.583 | 46.395 | 189.1 | 34:52.014 |
| 9 | 1 | 2:58.792 | 52.551 | 1:19.559 | 46.682 | 193.2 | 37:50.806 |
| 10 | 1 | 3:14.167 | B 53.245 | 1:23.443 | 57.479 | 188.8 | 41:04.973 |

416 Kustlicht Alfa 147 Sport
1. John van der Voort
2. Sandra van der Sloot

| | | | | | | | |
|---|---|----------|----------|----------|--------|-------|-----------|
| 1 | 1 | 3:53.321 | 1:09.625 | 1:48.572 | 55.124 | 107.1 | 3:53.321 |
| 2 | 1 | 3:11.392 | 56.766 | 1:26.432 | 48.194 | 188.2 | 7:04.713 |
| 3 | 1 | 3:03.139 | 53.388 | 1:21.986 | 47.765 | 192.9 | 10:07.852 |
| 4 | 1 | 3:02.258 | 52.192 | 1:22.940 | 47.126 | 190.8 | 13:10.110 |



SUPERCAR CHALLENGE
SPA EURO RACE
FREE PRACTICE 2

Sector Analysis

■ Personal Best ■ Session Best B Crossing the finish line in pit lane


| Lap | D | Time | Sector 1 | Sector 2 | Sector 3 | T. Spd | Elapsed | Lap | D | Time | Sector 1 | Sector 2 | Sector 3 | T. Spd | Elapsed |
|-----|---|-------------------|---------------|-----------------|---------------|--------|-----------|-----|---|------|----------|----------|----------|--------|---------|
| 5 | 1 | 3:00.378 | 52.308 | 1:19.904 | 48.166 | 196.4 | 16:10.488 | | | | | | | | |
| 6 | 1 | 3:45.050 B | 53.265 | 1:39.820 | 1:11.965 | 162.7 | 19:55.538 | | | | | | | | |
| 7 | 1 | 8:28.246 | 6:19.188 | 1:22.272 | 46.786 | 183.4 | 28:23.784 | | | | | | | | |
| 8 | 1 | 2:56.069 | 51.612 | 1:18.873 | 45.584 | 196.7 | 31:19.853 | | | | | | | | |
| 9 | 1 | 2:52.785 | 50.931 | 1:16.973 | 44.881 | 198.5 | 34:12.638 | | | | | | | | |
| 10 | 1 | 2:51.139 | 50.340 | 1:16.312 | 44.487 | 198.5 | 37:03.777 | | | | | | | | |
| 11 | 1 | 2:50.650 | 50.125 | 1:16.404 | 44.121 | 201.5 | 39:54.427 | | | | | | | | |
| 12 | 1 | 3:08.508 B | 50.452 | 1:17.442 | 1:00.614 | 199.6 | 43:02.935 | | | | | | | | |

423

Spirit Racing
1. Jos Veldboer

Renault Clio RS 2.0 16V

| | | | | | | | |
|---|---|-------------------|---------------|-----------------|---------------|-------|-----------|
| 1 | 1 | 8:23.091 | 6:01.492 | 1:31.629 | 49.970 | 166.4 | 8:23.091 |
| 2 | 1 | 3:09.837 | 55.118 | 1:26.076 | 48.643 | 173.9 | 11:32.928 |
| 3 | 1 | 3:06.298 | 53.751 | 1:24.151 | 48.396 | 183.1 | 14:39.226 |
| 4 | 1 | 3:22.641 B | 53.246 | 1:24.709 | 1:04.686 | 171.7 | 18:01.867 |
| 5 | 1 | 10:47.212 | 8:34.363 | 1:24.456 | 48.393 | 167.2 | 28:49.079 |
| 6 | 1 | 3:03.560 | 52.856 | 1:23.126 | 47.578 | 180.9 | 31:52.639 |
| 7 | 1 | 3:05.070 | 53.369 | 1:22.579 | 49.122 | 184.3 | 34:57.709 |
| 8 | 1 | 3:04.179 | 53.207 | 1:23.091 | 47.881 | 183.7 | 38:01.888 |
| 9 | 1 | 3:02.045 | 52.510 | 1:22.260 | 47.275 | 187.2 | 41:03.933 |



SUPERCAR CHALLENGE

SPA EURO RACE

QUALIFYING

Final Classification

| Nr. Drivers | Team | Car | Cl | Time | Lap Total | Gap | Kph |
|--------------------------------------|---------------------------------|---------------------------|-------|-----------------|-----------|----------------|-------|
| 1 111 W. Sluys/Schouten | JR Motorsport | BMW M4 Silhouette | GT | 2:26.019 | 4 8 | - - | 172.7 |
| 2 151 P. Lamster/Molenaar | EMG Motorsport | Porsche 991 GT3 Cup | GT | 2:26.485 | 8 10 | +0.466 +0.466 | 172.1 |
| 3 107 R. Grouwels | Team Raceart | Porsche 991 GT3 Cup | GT | 2:27.332 | 8 10 | +1.313 +0.847 | 171.1 |
| 4 152 J. de Wilde / S. van Bellingen | EMG Motorsport | Porsche 991 GT3 Cup | GT | 2:29.140 | 10 10 | +3.121 +1.808 | 169.1 |
| 5 123 K. Bogaerts/Van der Aa | SDW Shipping by JR Motorsport | BMW M4 Silhouette | GT | 2:29.197 | 6 11 | +3.178 +0.057 | 169.0 |
| 6 121 D. Meijer | JR Motorsport | BMW M4 Silhouette | GT | 2:30.062 | 5 11 | +4.043 +0.865 | 168.0 |
| 7 169 A. Bosman | ABOG Racing | Porsche 991 Cup | GT | 2:31.087 | 4 9 | +5.068 +1.025 | 166.9 |
| 8 108 B. Herber | JR Motorsport | t.b.a. | GT | 2:31.174 | 4 5 | +5.155 +0.087 | 166.8 |
| 9 113 E. Grouwels | Team Raceart | Porsche 991 GT3 Cup | GT | 2:31.552 | 8 10 | +5.533 +0.378 | 166.4 |
| 10 201 D. de Borst/de Kleijn | Febo Racing Team | Seat Sport Leon Cup Racer | SS1 | 2:35.644 | 5 11 | +9.625 +4.092 | 162.0 |
| 11 204 E. van den Munckhof/Zumbrink | Munckhof Racing | BMW Z4 Coupe GTR | SS1 | 2:35.725 | 6 10 | +9.706 +0.081 | 161.9 |
| 12 259 M. van de Maat/Schreurs | BS Racing Team | BMW E46 GTR | SS1 | 2:36.284 | 10 10 | +10.265 +0.559 | 161.3 |
| 13 127 C. Euser | Cor Euser Racing | Marcos Mantis | GT | 2:36.899 | 3 6 | +10.880 +0.615 | 160.7 |
| 14 245 R. van den Berg/van den Berg | Harders Plaza | BMW | SS1 | 2:37.091 | 7 10 | +11.072 +0.192 | 160.5 |
| 15 217 M. Huisman/Van den Berg | Ferry Monster Motorsport | Seat Sport Leon Cup Racer | SS1 | 2:37.947 | 3 11 | +11.928 +0.856 | 159.6 |
| 16 210 K. Kanaroglou | E2P Racing | Ginetta G50 | SS1 | 2:38.246 | 11 11 | +12.227 +0.299 | 159.3 |
| 17 262 R. de Waard | Van der Kooi Racing | Lotus Exige V6 | SS1 | 2:38.713 | 6 9 | +12.694 +0.467 | 158.9 |
| 18 299 R. Renmans | JR Motorsport | BMW GTR | SS1 | 2:39.092 | 10 11 | +13.073 +0.379 | 158.5 |
| 19 324 O. Taylor / J. Albert | West Suffolk Racing | BMW E90 | SS2 | 2:39.141 | 5 6 | +13.122 +0.049 | 158.4 |
| 20 246 R. Olij | Stichting Euro Autosport | BMW E92 M3 | SS1 | 2:39.318 | 5 7 | +13.299 +0.177 | 158.3 |
| 21 222 R. van Loon/van Loon | Blueberry Racing | BMW E46 M3 | SS1 | 2:41.184 | 4 8 | +15.165 +1.866 | 156.4 |
| 22 306 A. Hayes/Clarke | Intersport Racing | Lamborghini Super Trofeo | GT | 2:41.417 | 10 11 | +15.398 +0.233 | 156.2 |
| 23 109 D. Schulz | Topper Team | Porsche 997 GT3 Cup | GT | 2:43.197 | 7 11 | +17.178 +1.780 | 154.5 |
| 24 360 C. Lubbers/Rijnbeek | DRDO | BMW GTR | SS2 | 2:43.487 | 7 9 | +17.468 +0.290 | 154.2 |
| 25 311 J. Adriaenssens/van Kelst | Spork Racing Team | Seat Leon Supercopa | SS2 | 2:43.806 | 9 9 | +17.787 +0.319 | 153.9 |
| 26 205 P. de Vreede/de Leeuw | Brighifiber de Vreede/ de Leeuw | BMW E46 M3 | SS1 | 2:45.089 | 8 9 | +19.070 +1.283 | 152.7 |
| 27 208 T. van Vliet | JR Motorsport | BMW E92 V8 | SS1 | 2:45.180 | 2 10 | +19.161 +0.091 | 152.6 |
| 28 355 D. van Kuijk/Boerekamps | DRDO-Koopman Racing | BMW M3 E46 | SS2 | 2:46.750 | 2 4 | +20.731 +1.570 | 151.2 |
| 29 351 P. Koelewijn | DRDO-Koopman Racing | BMW M3 E46 | SS2 | 2:47.461 | 4 9 | +21.442 +0.711 | 150.6 |
| 30 352 E. Drummen/Friederich | DRDO-Koopman Racing | BMW M3 E46 | SS2 | 2:48.170 | 6 9 | +22.151 +0.709 | 149.9 |
| 31 402 C. Voet/van den Broeck | Traxx Racing Team | Peugeot RCZ Cup | Sport | 2:48.210 | 4 11 | +22.191 +0.040 | 149.9 |
| 32 358 F. Dullaart | DRDO - Certainty | BMW M3 E46 | SS2 | 2:48.474 | 9 9 | +22.455 +0.264 | 149.7 |
| 33 416 J. v. der Voort/v. der Sloot | Kustlicht | Alfa 147 | Sport | 2:48.650 | 4 6 | +22.631 +0.176 | 149.5 |
| 34 403 R. Nieman | Spirit Racing | Renault Clio RS 2.0 16V | Sport | 2:49.425 | 6 9 | +23.406 +0.775 | 148.8 |
| 35 354 F. Schaap | DRDO-Koopman Racing | BMW M3 E46 | SS2 | 2:51.543 | 6 9 | +25.524 +2.118 | 147.0 |
| 36 357 D. van der Linden | DRDO - Certainty | BMW M3 E46 | SS2 | 2:52.218 | 6 9 | +26.199 +0.675 | 146.4 |
| 37 401 B. Drost | Spirit Racing | Renault Clio RS 2.0 16V | Sport | 2:57.278 | 7 10 | +31.259 +5.060 | 142.2 |
| 38 423 J. Veldboer | Spirit Racing | Renault Clio RS 2.0 16V | Sport | 2:58.388 | 9 10 | +32.369 +1.110 | 141.3 |
| 39 413 K. Troeijen/Lemmers | AT Motorsport | Ford Focus | Sport | 2:58.751 | 5 9 | +32.732 +0.363 | 141.1 |
| 40 371 A. Seinen | DRDO- Davytec | BMW 130i | SS2 | 3:17.121 | 2 5 | +51.102+18.370 | 127.9 |
| 41 305 M. Smith | PDS Racing | Seat Leon Supercopa MK11 | SS2 | 3:24.870 | 5 6 | +58.851 +7.749 | 123.1 |

Not classified:

| | | | | | | | |
|-----------------------------|------------------------|--------------------|-------|--|---|--|--|
| 370 P. Kievit/von Dincklage | DRDO | VW Golf Tdi | SS2 | | | | |
| 405 H. Tappel/Rutgers | Bronckhorst Car Racing | BMW Zilhouette 2.0 | Sport | | 4 | | |


| | | | | |
|--------------------|-------|-------------------------|-----------------|-----------|
| Fastest Lap | Lap 4 | Ward/Bas Sluys/Schouten | 2:26.019 | 172.7 Kph |
|--------------------|-------|-------------------------|-----------------|-----------|

LAP 4 OF CARS N° 413 INVALIDATED DUE TO TRACK LIMITS

Published at:

Track Status: **DRY**

| | |
|------------------|--------------------|
| Stewards: | Timekeeper: |
|------------------|--------------------|



SUPERCAR CHALLENGE
SPA EURO RACE
QUALIFYING

Final Classification by 2nd Fastest Lap

| Driver | Team | Vehicle | Time | Gap |
|--------------------------------------|---------------------------------|---------------------------|-------|-----------------------------------|
| 1 151 P. Lamster/Molenaar | EMG Motorsport | Porsche 991 GT3 Cup | GT | 2:27.354 - - |
| 2 111 W. Sluys/Schouten | JR Motorsport | BMW M4 Silhouette | GT | 2:27.463 +0.109 +0.109 |
| 3 152 J. de Wilde / S. van Bellingen | EMG Motorsport | Porsche 991 GT3 Cup | GT | 2:29.505 +2.151 +2.042 |
| 4 123 K. Bogaerts/Yan der Aa | SDW Shipping by JR Motorsport | BMW M4 Silhouette | GT | 2:29.554 +2.200 +0.049 |
| 5 121 D. Meijer | JR Motorsport | BMW M4 Silhouette | GT | 2:30.561 +3.207 +1.007 |
| 6 108 B. Herber | JR Motorsport | t.b.a. | GT | 2:31.636 +4.282 +1.075 |
| 7 107 R. Grouwels | Team Raceart | Porsche 991 GT3 Cup | GT | 2:31.953 +4.599 +0.317 |
| 8 169 A. Bosman | ABOG Racing | Porsche 991 Cup | GT | 2:32.181 +4.827 +0.228 |
| 9 113 E. Grouwels | Team Raceart | Porsche 991 GT3 Cup | GT | 2:33.144 +5.790 +0.963 |
| 10 204 E. van den Munckhof/Zumb | Munckhof Racing | BMW Z4 Coupe GTR | SS1 | 2:35.753 +8.399 +2.609 |
| 11 201 D. de Borst/de Kleijn | Febo Racing Team | Seat Sport Leon Cup Racer | SS1 | 2:36.291 +8.937 +0.538 |
| 12 259 M. van de Maat/Schreurs | BS Racing Team | BMW E46 GTR | SS1 | 2:36.876 +9.522 +0.585 |
| 13 245 R. van den Berg/van den | Harders Plaza | BMW | SS1 | 2:37.142 +9.788 +0.266 |
| 14 217 M. Huisman/Van den Berg | Ferry Monster Motorsport | Seat Sport Leon Cup Racer | SS1 | 2:38.079 +10.725 +0.937 |
| 15 210 K. Kanaroglou | E2P Racing | Ginetta G50 | SS1 | 2:38.291 +10.937 +0.212 |
| 16 127 C. Euser | Cor Euser Racing | Marcos Mantis | GT | 2:38.395 +11.041 +0.104 |
| 17 299 R. Renmans | JR Motorsport | BMW GTR | SS1 | 2:39.110 +11.756 +0.715 |
| 18 246 R. Olij | Stichting Euro Autosport | BMW E92 M3 | SS1 | 2:39.657 +12.303 +0.547 |
| 19 262 R. de Waard | Van der Kooi Racing | Lotus Exige V6 | SS1 | 2:40.473 +13.119 +0.816 |
| 20 324 O. Taylor / J. Albert | West Suffolk Racing | BMW E90 | SS2 | 2:41.061 +13.707 +0.588 |
| 21 222 R. van Loon/van Loon | Blueberry Racing | BMW E46 M3 | SS1 | 2:41.434 +14.080 +0.373 |
| 22 306 A. Hayes/Clarke | Intersport Racing | Lamborghini Super Trofeo | GT | 2:41.679 +14.325 +0.245 |
| 23 109 D. Schulz | Topper Team | Porsche 997 GT3 Cup | GT | 2:43.219 +15.865 +1.540 |
| 24 360 C. Lubbers/Rijnbeek | DRDO | BMW GTR | SS2 | 2:44.241 +16.887 +1.022 |
| 25 311 J. Adriaenssens/van Kels | Spork Racing Team | Seat Leon Supercopa | SS2 | 2:44.530 +17.176 +0.289 |
| 26 208 T. van Vliet | JR Motorsport | BMW E92 V8 | SS1 | 2:45.445 +18.091 +0.915 |
| 27 205 P. de Vreede/de Leeuw | Brightfiber de Vreede/ de Leeuw | BMW E46 M3 | SS1 | 2:45.644 +18.290 +0.199 |
| 28 355 D. van Kuijk/Boerekamps | DRDO-Koopman Racing | BMW M3 E46 | SS2 | 2:47.823 +20.469 +2.179 |
| 29 351 P. Koelewijn | DRDO-Koopman Racing | BMW M3 E46 | SS2 | 2:48.135 +20.781 +0.312 |
| 30 402 C. Voet/van den Broeck | Traxx Racing Team | Peugeot RCZ Cup | Sport | 2:48.434 +21.080 +0.299 |
| 31 352 E. Drummen/Friederich | DRDO-Koopman Racing | BMW M3 E46 | SS2 | 2:48.569 +21.215 +0.135 |
| 32 358 F. Dullaart | DRDO - Certainty | BMW M3 E46 | SS2 | 2:48.905 +21.551 +0.336 |
| 33 416 J. v. der Voort/v. der S | Kustlicht | Alfa 147 | Sport | 2:50.043 +22.689 +1.138 |
| 34 403 R. Nieman | Spirit Racing | Renault Clio RS 2.0 16V | Sport | 2:51.091 +23.737 +1.048 |
| 35 354 F. Schaap | DRDO-Koopman Racing | BMW M3 E46 | SS2 | 2:52.153 +24.799 +1.062 |
| 36 357 D. van der Linden | DRDO - Certainty | BMW M3 E46 | SS2 | 2:52.355 +25.001 +0.202 |
| 37 401 B. Drost | Spirit Racing | Renault Clio RS 2.0 16V | Sport | 2:58.527 +31.173 +6.172 |
| 38 423 J. Veldboer | Spirit Racing | Renault Clio RS 2.0 16V | Sport | 2:58.636 +31.282 +0.109 |
| 39 413 K. Troeijen/Lemmers | AT Motorsport | Ford Focus | Sport | 2:59.085 +31.731 +0.449 |
| 40 371 A. Seinen | DRDO- Davytec | BMW 130i | SS2 | 3:28.349 -1:00.995 +29.264 |
| 41 305 M. Smith | PDS Racing | Seat Leon Supercopa MK11 | SS2 | 3:29.074 -1:01.720 +0.725 |

Not classified:

| | | | |
|--------------------------------|------------------------|--------------------|-------|
| 42 370 P. Kievit/von Dincklage | DRDO | VW Golf Tdi | SS2 |
| 43 405 H. Tappel/Rutgers | Bronckhorst Car Racing | BMW Zilhouette 2.0 | Sport |


Fastest Lap Lap 4 Ward/Bas Sluys/Schouten **2:26.019** 172.7 Kph

LAP 4 OF CARS N° 413 INVALIDATED DUE TO TRACK LIMITS

Published at:

Track Status: **DRY**


| | |
|-----------|-------------|
| Stewards: | Timekeeper: |
|-----------|-------------|



SUPERCAR CHALLENGE
SPA EURO RACE
QUALIFYING

Best Sector Times

| SECTOR 1 | | | SECTOR 2 | | | SECTOR 3 | | | Pos | Team | Cl | Ideal Lap | Best Lap |
|----------|---------------------------------|----------|---------------------------------|----------|---------------------------------|----------|-----|-------------------------------------|-------|-----------|---------------|-----------|----------|
| Pos | Driver | Time | Driver | Time | Driver | Time | Pos | Team | Cl | Ideal Lap | Best Lap | | |
| 1 | 151 P.Lamster/Molenaar | 41.152 | 111 W.Sluis/Schouten | 1:06.799 | 111 W.Sluis/Schouten | 37.216 | 1 | JR Motorsport | GT | 2:26.019 | 2:26.019 (1) | | |
| 2 | 107 R.Grouwels | 41.496 | 123 K.Bogaerts/Van der Aa | 1:07.635 | 151 P.Lamster/Molenaar | 37.312 | 2 | EMG Motorsport | GT | 2:26.321 | 2:26.485 (2) | | |
| 3 | 152 J.de Wilde | 41.824 | 151 P.Lamster/Molenaar | 1:07.857 | 107 R.Grouwels | 37.871 | 3 | 107 Team Raceart | GT | 2:27.332 | 2:27.332 (3) | | |
| 4 | 111 W.Sluis/Schouten | 42.004 | 107 R.Grouwels | 1:07.965 | 123 K.Bogaerts/Van der Aa | 38.025 | 4 | SDW Shipping by JR Motorsport | GT | 2:28.024 | 2:29.197 (5) | | |
| 5 | 108 B.Herber | 42.340 | 121 D.Meijer | 1:08.311 | 152 J.de Wilde | 38.177 | 5 | 121 JR Motorsport | GT | 2:28.988 | 2:30.062 (6) | | |
| 6 | 123 K.Bogaerts/Van der Aa | 42.364 | 152 J.de Wilde | 1:09.051 | 121 D.Meijer | 38.202 | 6 | 152 EMG Motorsport | GT | 2:29.052 | 2:29.140 (4) | | |
| 7 | 121 D.Meijer | 42.475 | 108 B.Herber | 1:09.606 | 169 A.Bosman | 38.480 | 7 | 108 JR Motorsport | GT | 2:30.884 | 2:31.174 (8) | | |
| 8 | 113 E.Grouwels | 42.491 | 169 A.Bosman | 1:09.946 | 113 E.Grouwels | 38.571 | 8 | 169 ABOG Racing | GT | 2:30.953 | 2:31.087 (7) | | |
| 9 | 169 A.Bosman | 42.527 | 113 E.Grouwels | 1:10.454 | 108 B.Herber | 38.938 | 9 | 113 Team Raceart | GT | 2:31.516 | 2:31.552 (9) | | |
| 10 | 127 C.Euser | 44.031 | 201 D.de Borst/de Kleijn | 1:10.466 | 127 C.Euser | 39.364 | 10 | 201 Febo Racing Team | SS1 | 2:35.285 | 2:35.644 (10) | | |
| 11 | 201 D.de Borst/de Kleijn | 44.553 | 204 E.van den Munckhof/Zumbrink | 1:10.736 | 204 E.van den Munckhof/Zumbrink | 39.760 | 11 | 204 Munckhof Racing | SS1 | 2:35.347 | 2:35.725 (11) | | |
| 12 | 246 R.Olij | 44.702 | 259 M.van de Maat/Schreurs | 1:10.919 | 217 M.Huisman/Van den Berg | 40.091 | 12 | 127 Cor Euser Racing | GT | 2:35.954 | 2:36.899 (13) | | |
| 13 | 204 E.van den Munckhof/Zumbrink | 44.851 | 210 K.Kanaroglou | 1:11.244 | 259 M.van de Maat/Schreurs | 40.111 | 13 | 259 BS Racing Team | SS1 | 2:36.031 | 2:36.284 (12) | | |
| 14 | 262 R.de Waard | 44.946 | 217 M.Huisman/Van den Berg | 1:11.705 | 201 D.de Borst/de Kleijn | 40.266 | 14 | 217 Ferry Monster Motorsport | SS1 | 2:36.951 | 2:37.947 (15) | | |
| 15 | 259 M.van de Maat/Schreurs | 45.001 | 262 R.de Waard | 1:12.469 | 210 K.Kanaroglou | 40.350 | 15 | 210 E2P Racing | SS1 | 2:37.416 | 2:38.246 (16) | | |
| 16 | 217 M.Huisman/Van den Berg | 45.155 | 127 C.Euser | 1:12.559 | 246 R.Olij | 40.681 | 16 | 246 Van der Kooi Racing | SS1 | 2:38.449 | 2:38.713 (17) | | |
| 17 | 324 O.Taylor | 45.215 | 324 O.Taylor | 1:12.771 | 299 R.Renmans | 40.704 | 17 | 246 Stichting Euro Autosport | SS1 | 2:38.747 | 2:39.318 (20) | | |
| 18 | 109 D.Schulz | 45.320 | 299 R.Renmans | 1:12.907 | 222 R.van Loon/van Loon | 40.975 | 18 | 299 JR Motorsport | SS1 | 2:38.950 | 2:39.092 (18) | | |
| 19 | 299 R.Renmans | 45.339 | 246 R.Olij | 1:13.364 | 262 R.de Waard | 41.034 | 19 | 324 West Suffolk Racing | SS2 | 2:39.083 | 2:39.141 (19) | | |
| 20 | 222 R.van Loon/van Loon | 45.462 | 306 A.Hayes | 1:13.499 | 324 O.Taylor | 41.097 | 20 | 306 Intersport Racing | GT | 2:40.594 | 2:41.417 (22) | | |
| 21 | 306 A.Hayes | 45.548 | 311 J.Adriaenssens | 1:13.727 | 109 D.Schulz | 41.492 | 21 | 222 Blueberry Racing | SS1 | 2:40.678 | 2:41.184 (21) | | |
| 22 | 210 K.Kanaroglou | 45.822 | 360 C.Lubbers | 1:14.222 | 306 A.Hayes | 41.547 | 22 | 109 Topper Team | GT | 2:42.794 | 2:43.197 (23) | | |
| 23 | 208 T.van Vliet | 46.472 | 222 R.van Loon/van Loon | 1:14.241 | 360 C.Lubbers | 41.769 | 23 | 360 DRDO | SS2 | 2:42.965 | 2:43.487 (24) | | |
| 24 | 360 C.Lubbers | 46.974 | 208 T.van Vliet | 1:14.966 | 205 P.de Vreede/de Leeuw | 42.002 | 24 | 311 Spork Racing Team | SS2 | 2:43.752 | 2:43.806 (25) | | |
| 25 | 355 D.van Kuijk | 47.509 | 416 J.van der Voort | 1:15.044 | 208 T.van Vliet | 42.335 | 25 | 208 JR Motorsport | SS1 | 2:43.773 | 2:45.180 (27) | | |
| 26 | 311 J.Adriaenssens | 47.683 | 205 P.de Vreede/de Leeuw | 1:15.224 | 311 J.Adriaenssens | 42.342 | 26 | 205 Brightfiber de Vreede/ de Leeuw | SS1 | 2:44.920 | 2:45.089 (26) | | |
| 27 | 205 P.de Vreede/de Leeuw | 47.694 | 402 C.Voet | 1:15.456 | 355 D.van Kuijk | 42.906 | 27 | 355 DRDO-Koopman Racing | SS2 | 2:46.551 | 2:46.750 (28) | | |
| 28 | 351 P.Koelewijn | 47.823 | 403 R.Nieman | 1:15.979 | 402 C.Voet | 42.946 | 28 | 402 Traxx Racing Team | Sport | 2:47.315 | 2:48.210 (31) | | |
| 29 | 358 F.Dullaart | 48.103 | 109 D.Schulz | 1:15.982 | 352 E.Drummen | 43.034 | 29 | 351 DRDO-Koopman Racing | SS2 | 2:47.345 | 2:47.461 (29) | | |
| 30 | 352 E.Drummen | 48.647 | 355 D.van Kuijk | 1:16.136 | 351 P.Koelewijn | 43.253 | 30 | 358 DRDO - Certainty | SS2 | 2:47.882 | 2:48.474 (32) | | |
| 31 | 354 F.Schaap | 48.677 | 358 F.Dullaart | 1:16.249 | 358 F.Dullaart | 43.530 | 31 | 352 DRDO-Koopman Racing | SS2 | 2:48.055 | 2:48.170 (30) | | |
| 32 | 402 C.Voet | 48.913 | 351 P.Koelewijn | 1:16.269 | 416 J.van der Voort | 43.660 | 32 | 416 Kustlicht | Sport | 2:48.437 | 2:48.650 (33) | | |
| 33 | 403 R.Nieman | 49.216 | 352 E.Drummen | 1:16.374 | 403 R.Nieman | 43.697 | 33 | 403 Spirit Racing | Sport | 2:48.892 | 2:49.425 (34) | | |
| 34 | 357 D.van der Linden | 49.633 | 357 D.van der Linden | 1:18.093 | 354 F.Schaap | 43.902 | 34 | 354 DRDO-Koopman Racing | SS2 | 2:51.168 | 2:51.543 (35) | | |
| 35 | 416 J.van der Voort | 49.733 | 405 H.Tappel | 1:18.579 | 357 D.van der Linden | 44.266 | 35 | 357 DRDO - Certainty | SS2 | 2:51.992 | 2:52.218 (36) | | |
| 36 | 423 J.Veldboer | 51.872 | 354 F.Schaap | 1:18.589 | 401 B.Drost | 45.420 | 36 | 401 Spirit Racing | Sport | 2:57.182 | 2:57.278 (37) | | |
| 37 | 413 K.Troeijen | 52.543 | 401 B.Drost | 1:19.149 | 413 K.Troeijen | 45.943 | 37 | 423 Spirit Racing | | 2:58.118 | 2:58.388 (38) | | |
| 38 | 401 B.Drost | 52.613 | 413 K.Troeijen | 1:19.662 | 423 J.Veldboer | 46.284 | 38 | 413 AT Motorsport | Sport | 2:58.148 | 2:58.751 (39) | | |
| 39 | 405 H.Tappel | 53.235 | 423 J.Veldboer | 1:19.962 | 371 A.Seinen | 49.477 | 39 | 405 Bronckhorst Car Racing | Sport | 3:04.369 | | | |
| 40 | 371 A.Seinen | 54.372 | 305 M.Smith | 1:26.413 | 405 H.Tappel | 52.555 | 40 | 371 DRDO- Davytec | SS2 | 3:13.321 | 3:17.121 (40) | | |
| 41 | 305 M.Smith | 1:02.854 | 371 A.Seinen | 1:29.472 | 305 M.Smith | 54.467 | 41 | 305 PDS Racing | SS2 | 3:23.734 | 3:24.870 (41) | | |



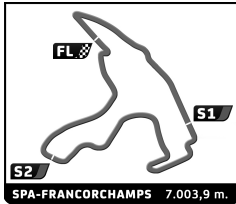
SUPERCAR CHALLENGE

SPA EURO RACE

After QUALIFYING

Event maximum speed


| Team | Car | Class | Driver | Top Speed | Lap | Session |
|-------------------------------------|---------------------------|-------|--------------------------------------|-----------|-----|------------|
| 107 Team Raceart | Porsche 991 GT3 Cup | GT | Roger Grouwels | 262.8 | 8 | QUALIFYING |
| 151 EMG Motorsport | Porsche 991 GT3 Cup | GT | Patrick/Donald Lamster/Molenaar | 258.4 | 10 | QUALIFYING |
| 108 JR Motorsport | t.b.a. | GT | Bob Herber | 254.1 | 3 | QUALIFYING |
| 113 Team Raceart | Porsche 991 GT3 Cup | GT | Edward Grouwels | 254.1 | 4 | QUALIFYING |
| 169 ABOG Racing | Porsche 991 Cup | GT | Aart Bosman | 254.1 | 6 | QUALIFYING |
| 152 EMG Motorsport | Porsche 991 GT3 Cup | GT | John de Wilde | 252.9 | 9 | QUALIFYING |
| 111 JR Motorsport | BMW M4 Silhouette | GT | Ward/Bas Stuys/Schouten | 248.3 | 4 | QUALIFYING |
| 121 JR Motorsport | BMW M4 Silhouette | GT | Daan Meijer | 245.5 | 4 | QUALIFYING |
| 123 SDW Shipping by JR Motorsport | BMW M4 Silhouette | GT | Koen/Mark Bogaerts/Van der Aa | 244.9 | 7 | QUALIFYING |
| 262 Van der Kooij Racing | Lotus Exige V6 | SS1 | Roelant de Waard | 244.3 | 6 | QUALIFYING |
| 246 Stichting Euro Autosport | BMW E92 M3 | SS1 | Ruud Olij | 240.0 | 5 | QUALIFYING |
| 299 JR Motorsport | BMW GTR | SS1 | Rick Renmans | 237.9 | 11 | QUALIFYING |
| 201 Febo Racing Team | Seat Sport Leon Cup Racer | SS1 | Dennis/Martin de Bors/De Kleijn | 235.8 | 6 | QUALIFYING |
| 217 Ferry Monster Motorsport | Seat Sport Leon Cup Racer | SS1 | Martin/Teunis Huisman/Van den Berg | 235.3 | 5 | QUALIFYING |
| 324 West Suffolk Racing | BMW E90 | SS2 | Ollie Taylor | 234.8 | 4 | QUALIFYING |
| 204 Munckhof Racing | BMW Z4 Coupe GTR | SS1 | Eric/Henry van den Munckhof/Zumbrink | 234.3 | 9 | QUALIFYING |
| 208 JR Motorsport | BMW E92 V8 | SS1 | Ted van Vliet | 232.3 | 2 | QUALIFYING |
| 222 Blueberry Racing | BMW E46 M3 | SS1 | Ronald/Luuk van Loon/van Loon | 232.3 | 4 | QUALIFYING |
| 127 Cor Euser Racing | Marcos Mantis | GT | Cor Euser | 231.8 | 3 | QUALIFYING |
| 259 BS Racing Team | BMW E46 GTR | SS1 | Marcel/Peter van de Maat/Schreurs | 231.3 | 4 | QUALIFYING |
| 306 Intersport Racing | Lamborghini Super Trofeo | GT | Adam Hayes | 230.8 | 5 | QUALIFYING |
| 109 Topper Team | Porsche 997 GT3 Cup | GT | Dirk Schulz | 226.4 | 7 | QUALIFYING |
| 210 E2P Racing | Ginetta G50 | SS1 | Kosta Kanaroglou | 225.9 | 10 | QUALIFYING |
| 354 DRDO-Koopman Racing | BMW M3 E46 | SS2 | Freddy Schaap | 225.9 | 9 | QUALIFYING |
| 358 DRDO - Certainty | BMW M3 E46 | SS2 | Floris Dullaart | 224.5 | 9 | QUALIFYING |
| 360 DRDO | BMW GTR | SS2 | Cees Lubbers | 224.5 | 7 | QUALIFYING |
| 351 DRDO-Koopman Racing | BMW M3 E46 | SS2 | Peter Koelwijn | 222.2 | 9 | QUALIFYING |
| 352 DRDO-Koopman Racing | BMW M3 E46 | SS2 | Emile Drummen | 221.8 | 3 | QUALIFYING |
| 355 DRDO-Koopman Racing | BMW M3 E46 | SS2 | Daan van Kuijk | 219.1 | 2 | QUALIFYING |
| 205 Brightfiber de Vreede/ de Leeuw | BMW E46 M3 | SS1 | Patrick/Rogier de Vreede/de Leeuw | 218.2 | 9 | QUALIFYING |
| 311 Spork Racing Team | Seat Leon Supercopa | SS2 | Jimmy Adriaenssens | 216.9 | 9 | QUALIFYING |
| 402 Traxx Racing Team | Peugeot RCZ Cup | Sport | Chris Voet | 211.4 | 7 | QUALIFYING |
| 403 Spirit Racing | Renault Clio RS 2.0 16V | Sport | Rob Nieman | 211.4 | 6 | QUALIFYING |
| 416 Kustlicht | Alfa 147 | Sport | John van der Voort | 204.5 | 5 | QUALIFYING |
| 357 DRDO - Certainty | BMW M3 E46 | SS2 | Dennis van der Linden | 199.6 | 8 | QUALIFYING |
| 423 Spirit Racing | Renault Clio RS 2.0 16V | Sport | Jos Veldboer | 197.8 | 9 | QUALIFYING |
| 401 Spirit Racing | Renault Clio RS 2.0 16V | Sport | Bart Drost | 195.3 | 6 | QUALIFYING |
| 413 AT Motorsport | Ford Focus | Sport | Kim Troeijen | 194.6 | 9 | QUALIFYING |
| 371 DRDO- Davytec | BMW 130i | SS2 | Andre Seinen | 193.2 | 4 | QUALIFYING |
| 405 Bronckhorst Car Racing | BMW Zilhouette 2.0 | Sport | Henk Tappel | 184.9 | 3 | QUALIFYING |
| 305 PDS Racing | Seat Leon Supercoppa MK11 | SS2 | Michael Smith | 150.8 | 5 | QUALIFYING |



SUPERCAR CHALLENGE
SPA EURO RACE
QUALIFYING

Fastest Lap Sequence

| Practice Time | Team | Car | Class | Driver | Time | Kph | |
|---------------|-----------------------------------|---------------------|-------|-------------------------------|-----------------|-------|---|
| 5:53.378 | 123 SDW Shipping by JR Motorsport | BMW M4 Silhouette | GT | Koen/Mark Bogaerts/Van der Aa | 2:39.131 | 158.4 | 2 |
| 5:53.626 | 111 JR Motorsport | BMW M4 Silhouette | GT | Ward/Bas Sluys/Schouten | 2:38.802 | 158.8 | 2 |
| 6:12.606 | 107 Team Raceart | Porsche 991 GT3 Cup | GT | Roger Grouwels | 2:31.953 | 165.9 | 2 |
| 8:24.743 | 111 JR Motorsport | BMW M4 Silhouette | GT | Ward/Bas Sluys/Schouten | 2:31.117 | 166.9 | 3 |
| 10:50.762 | 111 JR Motorsport | BMW M4 Silhouette | GT | Ward/Bas Sluys/Schouten | 2:26.019 | 172.7 | 4 |




SUPERCAR CHALLENGE
SPA EURO RACE
QUALIFYING

Sector Analysis

Personal Best Session Best B Crossing the finish line in pit lane

| Lap | D | Time | Sector 1 | Sector 2 | Sector 3 | T. Spd | Elapsed | Lap | D | Time | Sector 1 | Sector 2 | Sector 3 | T. Spd | Elapsed | |
|------------|---|---------------------|---------------|-----------------|---------------|--------|-----------|-----|---|----------|----------|----------|----------|--------|-----------|--|
| 107 | Team Raceart 1. Roger Grouwels Porsche 991 GT3 Cup GT | | | | | | | 9 | 1 | 2:40.891 | 44.271 | 1:15.219 | 41.401 | 244.3 | 28:01.981 | |
| | | | | | | | | 10 | 1 | 2:45.749 | 43.028 | 1:14.223 | 48.498 | 218.2 | 30:47.730 | |
| | 1 | 3:40.653 | 1:34.043 | 1:21.725 | 44.885 | 173.9 | 3:40.653 | | | | | | | | | |
| | 2 | 2:31.953 | 43.150 | 1:10.555 | 38.248 | 248.3 | 6:12.606 | | | | | | | | | |
| | 3 | 2:33.620 | 41.815 | 1:12.718 | 39.087 | 246.0 | 8:46.226 | | | | | | | | | |
| | 4 | 2:32.637 | 42.137 | 1:11.560 | 38.940 | 251.7 | 11:18.863 | | | | | | | | | |
| | 5 | 2:40.498 B | 41.994 | 1:11.387 | 47.117 | 248.3 | 13:59.361 | | | | | | | | | |
| | 6 | 6:25.113 | 4:36.157 | 1:10.687 | 38.269 | 217.7 | 20:24.474 | | | | | | | | | |
| | 7 | 2:32.161 | 42.985 | 1:11.297 | 37.879 | 216.0 | 22:56.635 | | | | | | | | | |
| | 8 | 1 2:27.332 | 41.496 | 1:07.965 | 37.871 | 262.8 | 25:23.967 | | | | | | | | | |
| | 9 | 2:33.001 | 41.876 | 1:11.443 | 39.682 | 258.4 | 27:56.968 | | | | | | | | | |
| | 10 | 2:45.544 B | 43.390 | 1:13.848 | 48.306 | 242.2 | 30:42.512 | | | | | | | | | |
| 108 | JR Motorsport 1. Bob Herber t.b.a. GT | | | | | | | | | | | | | | | |
| | 1 | 5:54.321 | 3:39.414 | 1:27.997 | 46.910 | 163.9 | 5:54.321 | | | | | | | | | |
| | 2 | 2:37.563 | 44.200 | 1:13.715 | 39.648 | 229.3 | 8:31.884 | | | | | | | | | |
| | 3 | 2:31.636 | 42.511 | 1:10.187 | 38.938 | 254.1 | 11:03.520 | | | | | | | | | |
| | 4 | 1 2:31.174 | 42.340 | 1:09.606 | 39.228 | 246.0 | 13:34.694 | | | | | | | | | |
| | 5 | 2:41.466 B | 43.403 | 1:12.997 | 45.066 | 194.6 | 16:16.160 | | | | | | | | | |
| 109 | Topper Team 1. Dirk Schulz Porsche 997 GT3 Cup GT | | | | | | | | | | | | | | | |
| | 1 | 4:44.202 | 2:30.368 | 1:28.667 | 45.167 | 142.7 | 4:44.202 | | | | | | | | | |
| | 2 | 2:49.737 | 48.619 | 1:18.580 | 42.538 | 213.9 | 7:33.939 | | | | | | | | | |
| | 3 | 2:46.042 | 45.909 | 1:18.120 | 42.013 | 222.7 | 10:19.981 | | | | | | | | | |
| | 4 | 2:48.040 | 46.568 | 1:19.980 | 41.492 | 183.7 | 13:08.021 | | | | | | | | | |
| | 5 | 2:44.933 | 45.643 | 1:17.676 | 41.614 | 220.4 | 15:52.954 | | | | | | | | | |
| | 6 | 2:45.639 | 45.399 | 1:17.360 | 42.880 | 221.8 | 18:38.593 | | | | | | | | | |
| | 7 | 1 2:43.197 | 45.379 | 1:15.982 | 41.836 | 226.4 | 21:21.790 | | | | | | | | | |
| | 8 | 2:45.445 | 45.900 | 1:17.732 | 41.813 | 221.3 | 24:07.235 | | | | | | | | | |
| | 9 | 2:43.219 | 45.320 | 1:16.366 | 41.533 | 221.8 | 26:50.454 | | | | | | | | | |
| | 10 | 2:53.574 B | 45.382 | 1:16.600 | 51.592 | 210.5 | 29:44.028 | | | | | | | | | |
| 110 | JR Motorsport 1. Daan Meijer BMW M4 Silhouette GT | | | | | | | | | | | | | | | |
| | 1 | 3:15.527 | 1:14.220 | 1:19.747 | 41.560 | 189.5 | 3:15.527 | | | | | | | | | |
| | 2 | 2:39.913 | 44.213 | 1:11.682 | 44.018 | 227.8 | 5:55.440 | | | | | | | | | |
| | 3 | 2:37.988 | 45.490 | 1:12.141 | 40.357 | 214.3 | 8:33.428 | | | | | | | | | |
| | 4 | 1 2:31.635 | 43.023 | 1:08.966 | 39.646 | 245.5 | 11:05.063 | | | | | | | | | |
| | 5 | 1 2:30.062 | 42.829 | 1:08.462 | 38.771 | 243.8 | 13:35.125 | | | | | | | | | |
| | 6 | 1 2:30.741 | 42.946 | 1:09.593 | 38.202 | 237.9 | 16:05.866 | | | | | | | | | |
| | 7 | 2:30.561 | 43.079 | 1:08.311 | 39.171 | 244.3 | 18:36.427 | | | | | | | | | |
| | 8 | 2:47.699 B | 45.556 | 1:13.154 | 48.989 | 182.7 | 21:24.126 | | | | | | | | | |
| | 9 | 4:02.559 | 2:14.813 | 1:09.380 | 38.366 | 239.5 | 25:26.685 | | | | | | | | | |
| | 10 | 1 2:34.949 | 42.475 | 1:11.089 | 41.385 | 245.5 | 28:01.634 | | | | | | | | | |
| | 11 | 2:33.915 | 43.084 | 1:10.192 | 40.639 | 244.3 | 30:35.549 | | | | | | | | | |
| 111 | SDW Shipping by JR Motorsport 1. Koen/Mark Bogaerts/Van BMW M4 Silhouette GT | | | | | | | | | | | | | | | |
| | 1 | 3:14.247 | 1:12.774 | 1:19.784 | 41.689 | 183.7 | 3:14.247 | | | | | | | | | |
| | 2 | 2:39.131 | 44.603 | 1:11.537 | 42.991 | 236.8 | 5:53.378 | | | | | | | | | |
| | 3 | 1 2:33.831 | 44.651 | 1:10.760 | 38.420 | 216.4 | 8:27.209 | | | | | | | | | |
| | 4 | 1 2:29.628 | 42.746 | 1:08.857 | 38.025 | 242.2 | 10:56.837 | | | | | | | | | |
| | 5 | 1 2:30.651 | 42.623 | 1:09.537 | 38.491 | 241.6 | 13:27.488 | | | | | | | | | |
| | 6 | 1 2:29.197 | 43.408 | 1:07.635 | 38.154 | 238.4 | 15:56.685 | | | | | | | | | |
| | 7 | 2:40.271 B | 42.509 | 1:09.507 | 48.255 | 244.9 | 18:36.956 | | | | | | | | | |
| | 8 | 1 4:10.347 | 2:18.302 | 1:12.977 | 39.068 | 177.0 | 22:47.303 | | | | | | | | | |
| | 9 | 1 2:29.554 | 42.905 | 1:07.778 | 38.871 | 240.5 | 25:16.857 | | | | | | | | | |
| | 10 | 1 2:33.542 | 43.697 | 1:09.688 | 40.157 | 238.4 | 27:50.399 | | | | | | | | | |
| | 11 | 1 2:35.109 | 42.364 | 1:09.476 | 43.269 | 244.9 | 30:25.508 | | | | | | | | | |
| 112 | Cor Euser Racing 1. Cor Euser Marcos Mantis GT | | | | | | | | | | | | | | | |
| | 1 | 17:21.370 | ... | 1:22.364 | 41.594 | 185.2 | 17:21.370 | | | | | | | | | |
| | 2 | 2:38.395 | 44.558 | 1:14.473 | 39.364 | 230.3 | 19:59.765 | | | | | | | | | |
| | 3 | 1 2:36.899 | 44.031 | 1:12.559 | 40.309 | 231.8 | 22:36.664 | | | | | | | | | |
| | 4 | 2:41.156 | 46.721 | 1:13.933 | 40.502 | 156.3 | 25:17.820 | | | | | | | | | |
| | 5 | 1 2:42.598 | 46.082 | 1:15.054 | 41.462 | 221.3 | 28:00.418 | | | | | | | | | |
| | 6 | 2:59.291 B | 44.620 | 1:15.808 | 58.863 | 209.7 | 30:59.709 | | | | | | | | | |
| 113 | EMG Motorsport 1. Patrick/Donald Lamster/M Porsche 991 GT3 Cup GT | | | | | | | | | | | | | | | |
| | 1 | 5:53.732 | 3:38.651 | 1:28.474 | 46.607 | 163.9 | 5:53.732 | | | | | | | | | |
| | 2 | 2:44.962 | 46.799 | 1:16.870 | 41.293 | 204.9 | 8:38.694 | | | | | | | | | |
| | 3 | 1 2:40.685 | 44.833 | 1:14.340 | 41.512 | 214.7 | 11:19.379 | | | | | | | | | |
| | 4 | 1 2:52.972 B | 43.522 | 1:13.814 | 55.636 | 225.5 | 14:12.351 | | | | | | | | | |
| | 5 | 1 4:38.011 | 2:45.232 | 1:13.622 | 39.157 | 218.2 | 18:50.362 | | | | | | | | | |
| | 6 | 1 2:29.435 | 41.780 | 1:09.569 | 38.086 | 241.1 | 21:19.797 | | | | | | | | | |
| | 7 | 1 2:27.354 | 41.575 | 1:08.109 | 37.670 | 257.8 | 23:47.151 | | | | | | | | | |
| | 8 | 1 2:26.485 | 41.316 | 1:07.857 | 37.312 | 256.5 | 26:13.636 | | | | | | | | | |
| | 9 | 1 2:34.390 | 42.449 | 1:11.514 | 40.427 | 239.5 | 28:48.026 | | | | | | | | | |
| | 10 | 1 2:27.848 | 41.152 | 1:08.665 | 38.031 | 258.4 | 31:15.874 | | | | | | | | | |
| 114 | Team Raceart 1. Edward Grouwels Porsche 991 GT3 Cup GT | | | | | | | | | | | | | | | |
| | 1 | 3:42.475 | 1:30.431 | 1:27.215 | 44.829 | 155.4 | 3:42.475 | | | | | | | | | |
| | 2 | 2:42.683 | 44.331 | 1:16.264 | 42.088 | 223.1 | 6:25.158 | | | | | | | | | |
| | 3 | 1 2:36.649 | 42.893 | 1:13.463 | 40.293 | 241.1 | 9:01.807 | | | | | | | | | |
| | 4 | 1 2:33.144 | 43.392 | 1:11.181 | 38.571 | 254.1 | 11:34.951 | | | | | | | | | |
| | 5 | 1 2:52.431 B | 42.739 | 1:17.166 | 52.526 | 217.7 | 14:27.382 | | | | | | | | | |
| | 6 | 1 5:48.614 | 3:51.654 | 1:16.181 | 40.779 | 166.9 | 20:15.996 | | | | | | | | | |
| | 7 | 1 2:33.542 | 43.642 | 1:11.312 | 38.588 | 236.8 | 22:49.538 | | | | | | | | | |
| | 8 | 1 2:31.552 | 42.491 | 1:10.454 | 38.607 | 254.1 | 25:21.090 | | | | | | | | | |
| 115 | EMG Motorsport 1. John de Wilde 2. Steve van Bellingen Porsche 991 GT3 Cup GT | | | | | | | | | | | | | | | |




SUPERCAR CHALLENGE SPA EURO RACE QUALIFYING

Sector Analysis

■ Personal Best ■ Session Best B Crossing the finish line in pit lane

| Lap | D | Time | Sector 1 | Sector 2 | Sector 3 | T. Spd | Elapsed | Lap | D | Time | Sector 1 | Sector 2 | Sector 3 | T. Spd | Elapsed | |
|------------|--|-----------------|---------------|-----------------|---------------|-------------------------------|-----------|-----|---|-----------------|---------------|-----------------|---------------|-------------------------------|-----------|--|
| 1 | 1 | 5:55.545 | 3:45.920 | 1:23.211 | 46.414 | 160.0 | 5:55.545 | 5 | 1 | 5:35.247 | 3:36.461 | 1:15.986 | 42.800 | 203.0 | 19:53.787 | |
| 2 | 1 | 2:39.464 | 45.965 | 1:13.906 | 39.593 | 224.5 | 8:35.009 | 6 | 1 | 2:46.101 | 47.748 | 1:15.585 | 42.768 | 212.6 | 22:39.888 | |
| 3 | 1 | 2:31.013 | 42.379 | 1:10.004 | 38.630 | 248.3 | 11:06.022 | 7 | 1 | 2:48.011 | 47.952 | 1:16.150 | 43.909 | 211.4 | 25:27.899 | |
| 4 | 1 | 2:30.189 | 42.212 | 1:09.662 | 38.315 | 212.6 | 13:36.211 | 8 | 1 | 2:45.089 | 47.766 | 1:15.321 | 42.002 | 211.8 | 28:12.988 | |
| 5 | 1 | 2:30.919 | 41.824 | 1:10.908 | 38.187 | 238.9 | 16:07.130 | 9 | 1 | 2:46.447 | 47.694 | 1:16.250 | 42.503 | 218.2 | 30:59.435 | |
| 6 | 1 | 2:29.505 | 42.078 | 1:09.196 | 38.231 | 225.0 | 18:36.635 | | | | | | | | | |
| 7 | 1 | 2:40.684 | B 42.407 | 1:12.324 | 45.953 | 249.4 | 21:17.319 | | | | | | | | | |
| 8 | 1 | 5:14.052 | 3:10.925 | 1:19.490 | 43.637 | 150.2 | 26:31.371 | | | | | | | | | |
| 9 | 1 | 2:32.548 | 43.139 | 1:10.464 | 38.945 | 252.9 | 29:03.919 | | | | | | | | | |
| 10 | 1 | 2:29.140 | 41.912 | 1:09.051 | 38.177 | 252.9 | 31:33.059 | | | | | | | | | |
| 169 | ABOG Racing 1. Aart Bosman | | | | | Porsche 991 Cup GT | | | | | | | | BMW E92 V8 SS1 | | |
| 1 | 1 | 5:17.758 | 3:18.969 | 1:15.762 | 43.027 | 192.2 | 5:17.758 | 1 | 1 | 3:21.684 | 1:20.582 | 1:18.033 | 43.069 | 180.9 | 3:21.684 | |
| 2 | 1 | 2:33.448 | 43.800 | 1:11.105 | 38.543 | 247.1 | 7:51.206 | 2 | 1 | 2:45.180 | 46.905 | 1:15.794 | 42.481 | 232.3 | 6:06.864 | |
| 3 | 1 | 2:32.181 | 43.303 | 1:10.140 | 38.738 | 238.4 | 10:23.387 | 3 | 1 | 2:49.137 | 46.611 | 1:19.251 | 43.275 | 220.9 | 8:56.001 | |
| 4 | 1 | 2:31.087 | 42.527 | 1:10.080 | 38.480 | 248.3 | 12:54.474 | 4 | 1 | 2:46.121 | 46.472 | 1:16.413 | 43.236 | 230.8 | 11:42.122 | |
| 5 | 1 | 2:32.379 | 42.584 | 1:09.946 | 39.849 | 253.5 | 15:26.853 | 5 | 1 | 3:15.269 | B 48.461 | 1:27.265 | 59.543 | 191.2 | 14:57.391 | |
| 6 | 1 | 2:32.799 | 42.920 | 1:10.417 | 39.462 | 254.1 | 17:59.652 | 6 | 1 | 4:35.743 | 2:30.032 | 1:20.590 | 45.121 | 176.2 | 19:33.134 | |
| 7 | 1 | 2:46.427 | B 44.417 | 1:12.747 | 49.263 | 217.7 | 20:46.079 | 7 | 1 | 2:45.498 | 47.514 | 1:15.649 | 42.335 | 230.8 | 22:18.632 | |
| 8 | 1 | 3:56.615 | 2:03.345 | 1:12.207 | 41.063 | 238.4 | 24:42.694 | 8 | 1 | 2:49.020 | 50.031 | 1:16.423 | 42.566 | 205.7 | 25:07.652 | |
| 9 | 1 | 2:49.383 | B 42.755 | 1:18.885 | 47.743 | 248.8 | 27:32.077 | 9 | 1 | 2:45.445 | 47.232 | 1:14.966 | 43.247 | 219.1 | 27:53.097 | |
| 10 | 1 | | | | | | | 10 | 1 | 2:48.382 | 48.581 | 1:16.804 | 42.997 | 220.0 | 30:41.479 | |
| 201 | Febo Racing Team 1. Dennis/Martin de Borst/de | | | | | Seat Sport Leon Cup Racer SS1 | | | | | | | | Ginetta G50 SS1 | | |
| 1 | 1 | 4:31.859 | 2:29.705 | 1:18.041 | 44.113 | 181.8 | 4:31.859 | 1 | 1 | 3:34.647 | 1:32.214 | 1:19.087 | 43.346 | 163.1 | 3:34.647 | |
| 2 | 1 | 2:40.912 | 47.476 | 1:12.417 | 41.019 | 220.4 | 7:12.771 | 2 | 1 | 2:42.896 | 47.450 | 1:14.029 | 41.417 | 211.8 | 6:17.543 | |
| 3 | 1 | 2:36.291 | 45.078 | 1:10.685 | 40.528 | 227.8 | 9:49.062 | 3 | 1 | 2:43.173 | 47.494 | 1:14.136 | 41.543 | 222.7 | 9:00.716 | |
| 4 | 1 | 2:37.406 | 45.177 | 1:11.880 | 40.349 | 223.6 | 12:26.468 | 4 | 1 | 2:57.907 | B 46.442 | 1:18.793 | 52.672 | 204.9 | 11:58.623 | |
| 5 | 1 | 2:35.644 | 44.912 | 1:10.466 | 40.266 | 233.3 | 15:02.112 | 5 | 1 | 3:29.152 | 1:34.261 | 1:12.777 | 42.114 | 216.9 | 15:27.775 | |
| 6 | 1 | 2:36.489 | 44.662 | 1:11.360 | 40.467 | 235.8 | 17:38.601 | 6 | 1 | 2:39.143 | 45.822 | 1:11.908 | 41.413 | 223.6 | 18:06.918 | |
| 7 | 1 | 2:54.115 | B 49.646 | 1:13.237 | 51.232 | 180.6 | 20:32.716 | 7 | 1 | 2:44.744 | 46.718 | 1:16.215 | 41.811 | 214.7 | 20:51.662 | |
| 8 | 1 | 3:31.771 | 1:38.458 | 1:12.666 | 40.647 | 229.8 | 24:04.487 | 8 | 1 | 2:41.104 | 46.183 | 1:13.057 | 41.864 | 213.9 | 23:32.766 | |
| 9 | 1 | 2:36.925 | 44.553 | 1:11.415 | 40.957 | 216.0 | 26:41.412 | 9 | 1 | 2:38.644 | 46.183 | 1:11.957 | 40.504 | 220.4 | 26:11.410 | |
| 10 | 1 | 2:36.875 | 45.125 | 1:11.279 | 40.471 | 233.8 | 29:18.287 | 10 | 1 | 2:38.291 | 46.067 | 1:11.874 | 40.350 | 225.9 | 28:49.701 | |
| 11 | 1 | 2:37.181 | 44.834 | 1:11.493 | 40.854 | 233.8 | 31:55.468 | 11 | 1 | 2:38.246 | 45.908 | 1:11.244 | 41.094 | 225.5 | 31:27.947 | |
| 204 | Munckhof Racing 1. Eric/Henry van den Muncck | | | | | BMW Z4 Coupe GTR SS1 | | | | | | | | Seat Sport Leon Cup Racer SS1 | | |
| 1 | 1 | 5:44.285 | B 3:16.567 | 1:25.349 | 1:02.369 | 194.9 | 5:44.285 | 1 | 1 | 3:57.977 | 1:54.949 | 1:21.152 | 41.876 | 200.4 | 3:57.977 | |
| 2 | 1 | 3:17.149 | 1:21.187 | 1:14.715 | 41.247 | 186.2 | 9:01.434 | 2 | 1 | 2:40.249 | 46.119 | 1:13.176 | 40.954 | 229.8 | 6:38.226 | |
| 3 | 1 | 2:38.693 | 45.532 | 1:13.044 | 40.117 | 224.5 | 11:40.127 | 3 | 1 | 2:37.947 | 46.151 | 1:11.705 | 40.091 | 230.8 | 9:16.173 | |
| 4 | 1 | 2:37.083 | 44.877 | 1:12.110 | 40.096 | 231.3 | 14:17.210 | 4 | 1 | 2:38.079 | 45.454 | 1:12.037 | 40.588 | 232.3 | 11:54.252 | |
| 5 | 1 | 2:36.526 | 45.035 | 1:11.322 | 40.169 | 233.8 | 16:53.736 | 5 | 1 | 2:49.326 | B 45.155 | 1:13.433 | 50.738 | 235.3 | 14:43.578 | |
| 6 | 1 | 2:35.725 | 45.113 | 1:10.736 | 39.876 | 228.3 | 19:29.461 | 6 | 1 | 3:21.954 | 1:28.275 | 1:12.494 | 41.185 | 230.8 | 18:05.532 | |
| 7 | 1 | 2:35.753 | 44.881 | 1:11.085 | 39.787 | 225.5 | 22:05.214 | 7 | 1 | 2:39.430 | 45.762 | 1:12.026 | 41.642 | 232.3 | 20:44.962 | |
| 8 | 1 | 2:52.098 | 49.543 | 1:15.900 | 46.655 | 191.5 | 24:57.312 | 8 | 1 | 2:38.390 | 45.526 | 1:12.340 | 40.524 | 231.8 | 23:23.352 | |
| 9 | 1 | 2:38.346 | 44.881 | 1:13.032 | 40.433 | 234.3 | 27:35.658 | 9 | 1 | 2:38.875 | 45.573 | 1:12.423 | 40.879 | 230.8 | 26:02.227 | |
| 10 | 1 | 2:35.972 | 44.851 | 1:11.361 | 39.760 | 231.8 | 30:11.630 | 10 | 1 | 2:39.434 | 46.223 | 1:12.535 | 40.676 | 230.8 | 28:41.661 | |
| 11 | 1 | | | | | | | 11 | 1 | 2:39.589 | 45.853 | 1:13.095 | 40.641 | 232.3 | 31:21.250 | |
| 205 | Brightfiber de Vreede/ de Leeuw 1. Patrick/Rogier de Vreede/ | | | | | BMW E46 M3 SS1 | | | | | | | | BMW E46 M3 SS1 | | |
| 1 | 1 | 3:51.256 | 1:44.389 | 1:22.881 | 43.986 | 150.0 | 3:51.256 | 1 | 1 | 5:42.701 | 3:36.584 | 1:21.049 | 45.068 | 188.2 | 5:42.701 | |
| 2 | 1 | 2:45.880 | 47.865 | 1:15.224 | 42.791 | 217.3 | 6:37.136 | 2 | 1 | 2:45.461 | 48.304 | 1:14.878 | 42.279 | 224.5 | 8:28.162 | |
| 3 | 1 | 2:45.644 | 47.816 | 1:15.257 | 42.571 | 209.7 | 9:22.780 | 3 | 1 | 2:42.942 | 45.758 | 1:15.824 | 41.360 | 229.3 | 11:11.104 | |
| 4 | 1 | 4:55.760 | B 50.972 | 2:51.736 | 1:13.052 | 138.3 | 14:18.540 | 4 | 1 | 2:41.184 | 45.462 | 1:14.241 | 41.481 | 232.3 | 13:52.288 | |
| 5 | 1 | | | | | | | 5 | 1 | 2:58.457 | B 50.000 | 1:16.690 | 51.767 | 210.5 | 16:50.745 | |
| 6 | 1 | | | | | | | 6 | 1 | 7:55.133 | 5:55.132 | 1:17.264 | 42.737 | 225.0 | 24:45.878 | |
| 7 | 1 | | | | | | | 7 | 1 | 2:46.938 | 46.506 | 1:18.859 | 41.573 | 227.8 | 27:32.816 | |




SUPERCAR CHALLENGE
SPA EURO RACE
QUALIFYING

Sector Analysis

Personal Best Session Best B Crossing the finish line in pit lane

| Lap | D | Time | Sector 1 | Sector 2 | Sector 3 | T. Spd | Elapsed | Lap | D | Time | Sector 1 | Sector 2 | Sector 3 | T. Spd | Elapsed |
|---|---|------------|----------|----------|----------|--------|-----------|---|---|------------|----------|----------|----------|--------|-----------|
| 8 | 1 | 2:41.434 | 45.741 | 1:14.718 | 40.975 | 229.3 | 30:14.250 | 4 | 1 | 2:43.382 | 46.274 | 1:15.701 | 41.407 | 171.2 | 12:13.727 |
| 245 Harders Plaza BMW SS1 1. Robert/Benjamin van den | | | | | | | | 5 1 2:40.221 45.578 1:13.697 40.946 227.8 14:53.948 | | | | | | | |
| 1 | 1 | 5:40.481 | | | | | 5:40.481 | 6 | 1 | 2:41.249 | 45.618 | 1:13.065 | 42.566 | 230.3 | 17:35.197 |
| 2 | 1 | 3:02.868 | | | | | 8:43.349 | 7 | 1 | 2:42.397 | 45.517 | 1:15.045 | 41.835 | 210.9 | 20:17.594 |
| 3 | 1 | 2:40.459 | | | | | 11:23.808 | 8 | 1 | 2:46.265 | 49.344 | 1:15.354 | 41.567 | 198.9 | 23:03.859 |
| 4 | 1 | 2:37.770 | | | | | 14:01.578 | 9 | 1 | 2:39.110 | 45.499 | 1:12.907 | 40.704 | 230.3 | 25:42.969 |
| 5 | 1 | 2:37.434 | | | | | 16:39.012 | 10 | 1 | 2:39.092 | 45.340 | 1:12.995 | 40.757 | 236.8 | 28:22.061 |
| 6 | 1 | 2:39.775 | | | | | 19:18.787 | 11 | 1 | 2:39.723 | 45.339 | 1:13.445 | 40.939 | 237.9 | 31:01.784 |
| 7 | 1 | 2:37.091 | | | | | 21:55.878 | 305 PDS Racing Seat Leon Supercopa MK11 SS2 1. Michael Smith | | | | | | | |
| 8 | 1 | 2:44.548 | | | | | 24:40.426 | 1 | 1 | 4:13.735 B | 1:33.065 | 1:38.108 | 1:02.562 | 130.4 | 4:13.735 |
| 9 | 1 | 2:37.142 | | | | | 27:17.568 | 2 | 1 | 7:15.975 B | 4:39.051 | 1:32.003 | 1:04.921 | 135.2 | 11:29.710 |
| 10 | 1 | 2:45.290 | | | | | 30:02.858 | 3 | 1 | 8:51.643 | 6:26.189 | 1:30.987 | 54.467 | 124.0 | 20:21.353 |
| 246 Stichting Euro Autosport BMW E92 M3 SS1 1. Ruud Olij | | | | | | | | 4 | 1 | 3:29.074 | 1:04.141 | 1:29.875 | 55.058 | 148.1 | 23:50.427 |
| 1 | 1 | 3:47.575 | 1:36.351 | 1:25.467 | 45.757 | 148.6 | 3:47.575 | 5 | 1 | 3:24.870 | 1:02.854 | 1:26.413 | 55.603 | 150.8 | 27:15.297 |
| 2 | 1 | 2:45.379 | 47.337 | 1:16.013 | 42.029 | 221.8 | 6:32.954 | 6 | 1 | 3:52.100 B | 1:06.047 | 1:39.916 | 1:06.137 | 141.2 | 31:07.397 |
| 3 | 1 | 2:41.081 | 45.773 | 1:13.973 | 41.335 | 235.8 | 9:14.035 | 306 Intersport Racing Lamborghini Super Trofeo GT 1. Adam Hayes 2. Kevin Clarke | | | | | | | |
| 4 | 1 | 2:39.657 | 44.936 | 1:14.040 | 40.681 | 222.2 | 11:53.692 | 1 | 1 | 3:36.164 | 1:24.614 | 1:25.398 | 46.152 | 163.6 | 3:36.164 |
| 5 | 1 | 2:39.318 | 44.702 | 1:13.364 | 41.252 | 240.0 | 14:33.010 | 2 | 1 | 2:49.258 | 47.646 | 1:18.604 | 43.008 | 191.8 | 6:25.422 |
| 6 | 1 | 2:39.944 | 45.052 | 1:13.821 | 41.071 | 210.5 | 17:12.954 | 3 | 1 | 2:52.857 B | 46.464 | 1:15.936 | 50.457 | 219.1 | 9:18.279 |
| 7 | 1 | 3:01.067 B | 46.149 | 1:18.862 | 56.056 | 168.2 | 20:14.021 | 4 | 1 | 4:13.745 | 2:14.630 | 1:16.684 | 42.431 | 179.4 | 13:32.024 |
| 259 BS Racing Team BMW E46 GTR SS1 1. Marcel/Peter van de Maat | | | | | | | | 5 | 1 | 2:43.917 | 45.548 | 1:15.910 | 42.459 | 230.8 | 16:15.941 |
| 1 | 1 | 5:41.042 | 3:26.197 | 1:26.463 | 48.382 | 143.8 | 5:41.042 | 6 | 1 | 2:41.798 | 46.054 | 1:14.069 | 41.675 | 211.8 | 18:57.739 |
| 2 | 1 | 2:53.453 | 50.875 | 1:17.855 | 44.723 | 187.2 | 8:34.495 | 7 | 1 | 2:42.298 | 46.152 | 1:14.007 | 42.139 | 196.0 | 21:40.037 |
| 3 | 1 | 2:39.672 | 46.413 | 1:12.304 | 40.955 | 228.3 | 11:14.167 | 8 | 1 | 2:42.643 | 47.083 | 1:13.863 | 41.697 | 214.3 | 24:22.680 |
| 4 | 1 | 2:38.444 | 45.143 | 1:12.228 | 41.073 | 231.3 | 13:52.611 | 9 | 1 | 2:41.679 | 46.259 | 1:13.499 | 41.921 | 219.5 | 27:04.359 |
| 5 | 1 | 2:37.820 | 45.915 | 1:11.228 | 40.677 | 227.8 | 16:30.431 | 10 | 1 | 2:41.417 | 45.738 | 1:14.132 | 41.547 | 225.5 | 29:45.776 |
| 6 | 1 | 2:36.876 | 45.253 | 1:11.512 | 40.111 | 230.8 | 19:07.307 | 11 | 1 | 2:43.021 | 46.552 | 1:14.512 | 41.957 | 209.7 | 32:28.797 |
| 7 | 1 | 2:37.058 | 45.085 | 1:10.949 | 41.024 | 230.8 | 21:44.365 | 311 Spork Racing Team Seat Leon Supercopa SS2 1. Jimmy Adriaenssens 2. Kris van Kelst | | | | | | | |
| 8 | 1 | 2:58.821 | 58.427 | 1:17.664 | 42.730 | 170.9 | 24:43.186 | 1 | 1 | 5:48.715 | 3:28.881 | 1:31.780 | 48.054 | 108.1 | 5:48.715 |
| 9 | 1 | 2:38.309 | 45.494 | 1:12.623 | 40.192 | 230.8 | 27:21.495 | 2 | 1 | 3:20.382 B | 51.006 | 1:32.597 | 56.779 | 185.2 | 9:09.097 |
| 10 | 1 | 2:36.284 | 45.001 | 1:10.919 | 40.364 | 231.3 | 29:57.779 | 3 | 1 | 4:52.584 | 2:44.563 | 1:20.872 | 47.149 | 203.0 | 14:01.681 |
| 262 Van der Kooi Racing Lotus Exige V6 SS1 1. Roelant de Waard | | | | | | | | 4 | 1 | 3:03.585 B | 49.545 | 1:19.018 | 55.022 | 209.3 | 17:05.266 |
| 1 | 1 | 5:30.734 | 3:17.730 | 1:27.114 | 45.890 | 173.4 | 5:30.734 | 5 | 1 | 4:05.123 | 2:05.629 | 1:16.642 | 42.852 | 212.2 | 21:10.389 |
| 2 | 1 | 2:42.593 | 46.478 | 1:14.938 | 41.177 | 238.4 | 8:13.327 | 6 | 1 | 2:50.046 | 51.977 | 1:14.853 | 43.216 | 208.5 | 24:00.435 |
| 3 | 1 | 2:40.473 | 45.892 | 1:13.199 | 41.382 | 240.0 | 10:53.800 | 7 | 1 | 2:44.530 | 48.052 | 1:14.136 | 42.342 | 215.6 | 26:44.965 |
| 4 | 1 | 2:44.761 | 45.704 | 1:15.604 | 43.453 | 213.0 | 13:38.561 | 8 | 1 | 2:45.057 | 48.318 | 1:14.354 | 42.385 | 213.9 | 29:30.022 |
| 5 | 1 | 2:42.309 | 45.927 | 1:15.348 | 41.034 | 241.6 | 16:20.870 | 9 | 1 | 2:43.806 | 47.683 | 1:13.727 | 42.396 | 216.9 | 32:13.828 |
| 6 | 1 | 2:38.713 | 44.946 | 1:12.469 | 41.298 | 244.3 | 18:59.583 | 324 West Suffolk Racing BMW E90 SS2 1. Ollie Taylor 2. Jordan Albert | | | | | | | |
| 7 | 1 | 2:47.523 | 46.394 | 1:17.139 | 43.990 | 229.8 | 21:47.106 | 1 | 1 | 3:08.305 | 1:07.471 | 1:18.176 | 42.658 | 193.9 | 3:08.305 |
| 8 | 1 | 2:45.581 | 50.331 | 1:13.809 | 41.441 | 217.7 | 24:32.687 | 2 | 1 | 2:46.728 | 46.234 | 1:14.829 | 45.665 | 226.9 | 5:55.033 |
| 9 | 1 | 3:44.317 B | 47.181 | 1:38.824 | 1:18.312 | 188.2 | 28:17.004 | 3 | 1 | 2:51.867 | 46.544 | 1:16.523 | 48.800 | 202.6 | 8:46.900 |
| 299 JR Motorsport BMW GTR SS1 1. Rick Renmans | | | | | | | | 4 | 1 | 2:41.061 | 45.955 | 1:14.009 | 41.097 | 234.8 | 11:27.961 |
| 1 | 1 | 3:52.752 | 1:36.802 | 1:29.014 | 46.936 | 128.1 | 3:52.752 | 5 | 1 | 2:39.141 | 45.215 | 1:12.771 | 41.155 | 234.3 | 14:07.102 |
| 2 | 1 | 2:52.130 | 48.502 | 1:20.272 | 43.356 | 210.1 | 6:44.882 | 6 | 1 | 3:02.105 B | 51.472 | 1:19.891 | 50.742 | 201.1 | 17:09.207 |
| 3 | 1 | 2:45.463 | 46.991 | 1:16.686 | 41.786 | 223.1 | 9:30.345 | 351 DRDO-Koopman Racing BMW M3 E46 SS2 1. Peter Koelewijn | | | | | | | |



SUPERCAR CHALLENGE
SPA EURO RACE
QUALIFYING

Sector Analysis

■ Personal Best ■ Session Best B Crossing the finish line in pit lane

| Lap | D | Time | Sector 1 | Sector 2 | Sector 3 | T. Spd | Elapsed | Lap | D | Time | Sector 1 | Sector 2 | Sector 3 | T. Spd | Elapsed |
|-----|---|------------|----------|----------|----------|--------|-----------|-----|---|----------|----------|----------|----------|--------|-----------|
| 1 | 1 | 5:44.723 | 3:29.509 | 1:27.018 | 48.196 | 145.6 | 5:44.723 | 1 | 1 | 7:40.822 | 5:24.707 | 1:30.285 | 45.830 | 156.3 | 7:40.822 |
| 2 | 1 | 2:53.153 | 49.484 | 1:18.538 | 45.131 | 210.9 | 8:37.876 | 2 | 1 | 2:53.121 | 50.273 | 1:17.992 | 44.856 | 197.8 | 10:33.943 |
| 3 | 1 | 2:50.013 | 49.199 | 1:17.561 | 43.253 | 216.9 | 11:27.889 | 3 | 1 | 2:52.321 | 49.325 | 1:17.920 | 45.076 | 187.5 | 13:26.264 |
| 4 | 1 | 2:47.461 | 47.905 | 1:16.269 | 43.287 | 215.1 | 14:15.350 | 4 | 1 | 2:54.742 | 49.353 | 1:20.132 | 45.257 | 212.6 | 16:21.006 |
| 5 | 1 | 2:48.639 | 48.599 | 1:16.417 | 43.623 | 216.0 | 17:03.989 | 5 | 1 | 2:50.969 | 49.382 | 1:17.516 | 44.071 | 218.6 | 19:11.975 |
| 6 | 1 | 3:14.531 B | 49.466 | 1:26.866 | 58.199 | 206.9 | 20:18.520 | 6 | 1 | 2:49.895 | 48.957 | 1:16.930 | 44.008 | 212.6 | 22:01.870 |
| 7 | 1 | 4:28.231 | 2:22.707 | 1:20.039 | 45.485 | 183.4 | 24:46.751 | 7 | 1 | 2:48.905 | 49.053 | 1:16.249 | 43.603 | 219.5 | 24:50.775 |
| 8 | 1 | 2:50.818 | 48.097 | 1:18.093 | 44.628 | 217.7 | 27:37.569 | 8 | 1 | 2:49.682 | 48.768 | 1:17.010 | 43.904 | 220.0 | 27:40.457 |
| 9 | 1 | 2:48.135 | 47.823 | 1:16.474 | 43.838 | 222.2 | 30:25.704 | 9 | 1 | 2:48.474 | 48.103 | 1:16.841 | 43.530 | 224.5 | 30:28.931 |

352 DRDO-Koopman Racing BMW M3 E46 SS2
1. Emile Drummen
2. Ronald Friederich

| | | | | | | | |
|---|---|------------|----------|----------|--------|-------|-----------|
| 1 | 1 | 5:59.310 | 3:33.253 | 1:34.854 | 51.203 | 143.8 | 5:59.310 |
| 2 | 1 | 2:58.433 | 50.460 | 1:23.453 | 44.520 | 197.8 | 8:57.743 |
| 3 | 1 | 2:50.546 | 48.786 | 1:18.506 | 43.254 | 221.8 | 11:48.289 |
| 4 | 1 | 2:49.658 | 48.781 | 1:17.042 | 43.835 | 208.1 | 14:37.947 |
| 5 | 1 | 2:48.569 | 48.724 | 1:16.811 | 43.034 | 216.0 | 17:26.516 |
| 6 | 1 | 2:48.170 | 48.647 | 1:16.374 | 43.149 | 211.8 | 20:14.686 |
| 7 | 1 | 3:10.128 B | 51.445 | 1:22.398 | 56.285 | 202.6 | 23:24.814 |
| 8 | 1 | 4:26.103 | 2:15.504 | 1:23.433 | 47.166 | 202.6 | 27:50.917 |
| 9 | 1 | 2:59.217 | 50.490 | 1:22.102 | 46.625 | 191.8 | 30:50.134 |

360 DRDO BMW GTR SS2
1. Cees Lubbers
2. Leon Rijnbeek

| | | | | | | | |
|---|---|------------|----------|----------|--------|-------|-----------|
| 1 | 1 | 3:17.937 | 1:14.412 | 1:20.886 | 42.639 | 175.6 | 3:17.937 |
| 2 | 1 | 2:44.267 | 47.458 | 1:15.040 | 41.769 | 220.0 | 6:02.204 |
| 3 | 1 | 2:44.300 | 46.974 | 1:14.625 | 42.701 | 222.7 | 8:46.504 |
| 4 | 1 | 2:56.466 B | 48.746 | 1:16.709 | 51.011 | 219.1 | 11:42.970 |
| 5 | 1 | 4:04.953 | 2:06.366 | 1:15.911 | 42.676 | 219.5 | 15:47.923 |
| 6 | 1 | 2:44.448 | 47.037 | 1:15.478 | 41.933 | 222.2 | 18:32.371 |
| 7 | 1 | 2:43.487 | 47.344 | 1:14.222 | 41.921 | 224.5 | 21:15.858 |
| 8 | 1 | 2:44.241 | 47.102 | 1:14.865 | 42.274 | 224.1 | 24:00.099 |
| 9 | 1 | 3:11.816 B | 49.081 | 1:26.224 | 56.511 | 153.6 | 27:11.915 |

354 DRDO-Koopman Racing BMW M3 E46 SS2
1. Freddy Schaap

| | | | | | | | |
|---|---|------------|----------|----------|----------|-------|-----------|
| 1 | 1 | 5:42.083 | 3:27.524 | 1:25.750 | 48.809 | 145.0 | 5:42.083 |
| 2 | 1 | 2:55.215 | 50.446 | 1:20.020 | 44.749 | 195.3 | 8:37.298 |
| 3 | 1 | 2:55.174 | 49.918 | 1:20.939 | 44.317 | 197.8 | 11:32.472 |
| 4 | 1 | 2:52.153 | 49.233 | 1:18.913 | 44.007 | 221.8 | 14:24.625 |
| 5 | 1 | 2:52.715 | 48.967 | 1:19.715 | 44.033 | 212.2 | 17:17.340 |
| 6 | 1 | 2:51.543 | 49.052 | 1:18.589 | 43.902 | 213.0 | 20:08.883 |
| 7 | 1 | 3:12.251 B | 49.527 | 1:22.237 | 1:00.487 | 200.4 | 23:21.134 |
| 8 | 1 | 4:42.650 | 2:34.431 | 1:20.923 | 47.296 | 196.0 | 28:03.784 |
| 9 | 1 | 2:52.925 | 48.677 | 1:19.945 | 44.303 | 225.9 | 30:56.709 |

371 DRDO - Davytec BMW 130i SS2
1. Andre Seinen

| | | | | | | | |
|---|---|----------|----------|----------|--------|-------|-----------|
| 1 | 1 | 6:36.519 | 3:39.589 | 1:59.475 | 57.455 | 127.2 | 6:36.519 |
| 2 | 1 | 3:17.121 | 58.172 | 1:29.472 | 49.477 | 178.2 | 9:53.640 |
| 3 | 1 | 4:54.161 | 2:22.646 | 1:36.425 | 55.090 | 180.0 | 14:47.801 |
| 4 | 1 | 3:28.349 | 54.372 | 1:36.772 | 57.205 | 193.2 | 18:16.150 |
| 5 | 1 | 5:28.300 | 2:58.767 | 1:35.508 | 54.025 | 154.5 | 23:44.450 |

355 DRDO-Koopman Racing BMW M3 E46 SS2
1. Daan van Kuijk
2. Wouter Boerekamps

| | | | | | | | |
|---|---|------------|----------|----------|----------|-------|-----------|
| 1 | 1 | 5:31.872 | 3:26.662 | 1:21.374 | 43.836 | 137.8 | 5:31.872 |
| 2 | 1 | 2:46.750 | 47.509 | 1:16.136 | 43.105 | 219.1 | 8:18.622 |
| 3 | 1 | 2:47.823 | 48.163 | 1:16.754 | 42.906 | 213.4 | 11:06.445 |
| 4 | 1 | 3:13.790 B | 51.397 | 1:21.277 | 1:01.116 | 185.2 | 14:20.235 |

401 Spirit Racing Renault Clio RS 2.0 16V Sport
1. Bart Drost

| | | | | | | | |
|----|---|------------|----------|----------|--------|-------|-----------|
| 1 | 1 | 4:13.998 | 1:56.838 | 1:29.116 | 48.044 | 185.2 | 4:13.998 |
| 2 | 1 | 3:02.974 | 53.371 | 1:22.898 | 46.705 | 184.3 | 7:16.972 |
| 3 | 1 | 3:01.693 | 53.621 | 1:21.656 | 46.416 | 191.2 | 10:18.665 |
| 4 | 1 | 3:02.536 | 53.954 | 1:21.416 | 47.166 | 189.1 | 13:21.201 |
| 5 | 1 | 2:59.172 | 52.775 | 1:20.200 | 46.197 | 193.9 | 16:20.373 |
| 6 | 1 | 2:58.527 | 52.762 | 1:20.071 | 45.694 | 195.3 | 19:18.900 |
| 7 | 1 | 2:57.278 | 52.709 | 1:19.149 | 45.420 | 194.6 | 22:16.178 |
| 8 | 1 | 2:59.475 | 52.661 | 1:20.950 | 45.864 | 189.5 | 25:15.653 |
| 9 | 1 | 3:00.092 | 52.613 | 1:21.566 | 45.913 | 195.3 | 28:15.745 |
| 10 | 1 | 3:09.491 B | 54.011 | 1:21.275 | 54.205 | 190.1 | 31:25.236 |


357 DRDO - Certainty BMW M3 E46 SS2
1. Dennis van der Linden

| | | | | | | | |
|---|---|----------|----------|----------|--------|-------|-----------|
| 1 | 1 | 7:43.357 | 5:22.943 | 1:31.499 | 48.915 | 151.9 | 7:43.357 |
| 2 | 1 | 2:56.980 | 51.004 | 1:20.641 | 45.335 | 188.8 | 10:40.337 |
| 3 | 1 | 2:54.744 | 50.232 | 1:20.246 | 44.266 | 185.6 | 13:35.081 |
| 4 | 1 | 2:55.742 | 52.050 | 1:18.526 | 45.166 | 199.3 | 16:30.823 |
| 5 | 1 | 2:53.729 | 49.847 | 1:19.223 | 44.659 | 196.0 | 19:24.552 |
| 6 | 1 | 2:52.218 | 49.633 | 1:18.093 | 44.492 | 193.2 | 22:16.770 |
| 7 | 1 | 2:55.586 | 51.491 | 1:19.671 | 44.424 | 189.1 | 25:12.356 |
| 8 | 1 | 2:56.006 | 49.826 | 1:21.356 | 44.824 | 199.6 | 28:08.362 |
| 9 | 1 | 2:52.355 | 49.711 | 1:18.236 | 44.408 | 198.9 | 31:00.717 |

402 Traxx Racing Team Peugeot RCZ Cup Sport
1. Chris Voet
2. Bart van den Broeck

| | | | | | | | |
|----|---|----------|----------|----------|--------|-------|-----------|
| 1 | 1 | 3:23.869 | 1:09.136 | 1:28.036 | 46.697 | 170.9 | 3:23.869 |
| 2 | 1 | 2:54.531 | 50.768 | 1:18.979 | 44.784 | 201.1 | 6:18.400 |
| 3 | 1 | 2:50.921 | 49.412 | 1:18.074 | 43.435 | 204.2 | 9:09.321 |
| 4 | 1 | 2:48.210 | 49.152 | 1:16.112 | 42.946 | 209.3 | 11:57.531 |
| 5 | 1 | 2:48.951 | 49.082 | 1:15.493 | 44.376 | 209.7 | 14:46.482 |
| 6 | 1 | 2:48.434 | 49.296 | 1:15.456 | 43.682 | 210.1 | 17:34.916 |
| 7 | 1 | 2:49.639 | 49.375 | 1:16.080 | 44.184 | 211.4 | 20:24.555 |
| 8 | 1 | 2:48.648 | 49.431 | 1:15.847 | 43.370 | 210.1 | 23:13.203 |
| 9 | 1 | 2:51.289 | 50.357 | 1:16.723 | 44.209 | 206.5 | 26:04.492 |
| 10 | 1 | 2:49.828 | 49.306 | 1:17.246 | 43.276 | 210.9 | 28:54.320 |
| 11 | 1 | 2:49.415 | 48.913 | 1:16.883 | 43.619 | 211.4 | 31:43.735 |

358 DRDO - Certainty BMW M3 E46 SS2
1. Floris Dullaart



SUPERCAR CHALLENGE
SPA EURO RACE
QUALIFYING

Sector Analysis

■ Personal Best ■ Session Best B Crossing the finish line in pit lane

| Lap | D | Time | Sector 1 | Sector 2 | Sector 3 | T. Spd | Elapsed | Lap | D | Time | Sector 1 | Sector 2 | Sector 3 | T. Spd | Elapsed |
|-----|---|------|----------|----------|----------|--------|---------|-----|---|------|----------|----------|----------|--------|---------|
|-----|---|------|----------|----------|----------|--------|---------|-----|---|------|----------|----------|----------|--------|---------|


| 403 | | Spirit Racing | | Renault Clio RS 2.0 16V Sport | | | | | | | | | | | |
|-----|---|-------------------|---------------|-------------------------------|---------------|-------|-----------|--|--|--|--|--|--|--|--|
| | | 1.Rob Nieman | | | | | | | | | | | | | |
| 1 | 1 | 3:57.753 | 1:39.589 | 1:30.457 | 47.707 | 136.4 | 3:57.753 | | | | | | | | |
| 2 | 1 | 2:54.272 | 50.558 | 1:18.902 | 44.812 | 202.6 | 6:52.025 | | | | | | | | |
| 3 | 1 | 2:52.412 | 49.661 | 1:18.487 | 44.264 | 208.1 | 9:44.437 | | | | | | | | |
| 4 | 1 | 2:52.057 | 49.954 | 1:18.406 | 43.697 | 179.4 | 12:36.494 | | | | | | | | |
| 5 | 1 | 2:51.966 | 49.655 | 1:17.385 | 44.926 | 208.1 | 15:28.460 | | | | | | | | |
| 6 | 1 | 2:49.425 | 49.216 | 1:15.979 | 44.230 | 211.4 | 18:17.885 | | | | | | | | |
| 7 | 1 | 2:51.091 | 50.257 | 1:16.799 | 44.035 | 207.7 | 21:08.976 | | | | | | | | |
| 8 | 1 | 3:08.930 B | 55.130 | 1:19.833 | 53.967 | 179.1 | 24:17.906 | | | | | | | | |

| 405 | | Bronckhorst Car Racing | | BMW Zilhouette 2.0 Sport | | | | | | | | | | | |
|-----|---|------------------------|---------------|--------------------------|---------------|-------|-----------|--|--|--|--|--|--|--|--|
| | | 1.Henk Tappel | | | | | | | | | | | | | |
| | | 2.Toon Rutgers | | | | | | | | | | | | | |
| 1 | 1 | 6:01.212 | 3:36.185 | 1:32.472 | 52.555 | 136.5 | 6:01.212 | | | | | | | | |
| 2 | 1 | 3:09.678 B | 53.235 | 1:20.255 | 56.188 | 182.1 | 9:10.890 | | | | | | | | |
| 3 | 1 | 4:01.249 B | 1:48.316 | 1:18.677 | 54.256 | 184.9 | 13:12.139 | | | | | | | | |
| 4 | 1 | 8:23.916 B | 6:08.352 | 1:18.579 | 56.985 | 169.5 | 21:36.055 | | | | | | | | |

| 413 | | AT Motorsport | | Ford Focus Sport | | | | | | | | | | | |
|-----|---|-----------------|---------------|------------------|---------------|-------|-----------|--|--|--|--|--|--|--|--|
| | | 1.Kim Troeijen | | | | | | | | | | | | | |
| | | 2.Wim Lemmers | | | | | | | | | | | | | |
| 1 | 1 | 5:58.866 | 3:31.962 | 1:34.720 | 52.184 | 145.4 | 5:58.866 | | | | | | | | |
| 2 | 1 | 3:03.092 | 54.549 | 1:22.570 | 45.973 | 190.5 | 9:01.958 | | | | | | | | |
| 3 | 1 | 3:17.033 | 52.693 | 1:36.999 | 47.341 | 192.9 | 12:18.991 | | | | | | | | |
| 4 | 1 | 3:00.605 | 53.557 | 1:20.580 | 46.468 | 190.8 | 15:19.596 | | | | | | | | |
| 5 | 1 | 2:58.751 | 52.688 | 1:19.662 | 46.401 | 188.8 | 18:18.347 | | | | | | | | |
| 6 | 1 | 3:24.248 | 53.495 | 1:42.797 | 47.956 | 194.2 | 21:42.595 | | | | | | | | |
| 7 | 1 | 3:00.149 | 53.223 | 1:20.401 | 46.525 | 189.1 | 24:42.744 | | | | | | | | |
| 8 | 1 | 2:59.085 | 52.737 | 1:20.405 | 45.943 | 188.5 | 27:41.829 | | | | | | | | |
| 9 | 1 | 2:59.232 | 52.543 | 1:20.016 | 46.673 | 194.6 | 30:41.061 | | | | | | | | |

| 416 | | Kustlicht | | Alfa 147 Sport | | | | | | | | | | | |
|-----|---|------------------------|---------------|-----------------|---------------|-------|-----------|--|--|--|--|--|--|--|--|
| | | 1.John van der Voort | | | | | | | | | | | | | |
| | | 2.Sandra van der Sloot | | | | | | | | | | | | | |
| 1 | 1 | 6:14.854 | 3:38.759 | 1:45.790 | 50.305 | 135.2 | 6:14.854 | | | | | | | | |
| 2 | 1 | 2:59.952 | 50.920 | 1:24.307 | 44.725 | 190.1 | 9:14.806 | | | | | | | | |
| 3 | 1 | 2:50.043 | 49.994 | 1:16.210 | 43.839 | 202.6 | 12:04.849 | | | | | | | | |
| 4 | 1 | 2:48.650 | 49.946 | 1:15.044 | 43.660 | 200.7 | 14:53.499 | | | | | | | | |
| 5 | 1 | 2:51.869 | 49.733 | 1:18.297 | 43.839 | 204.5 | 17:45.368 | | | | | | | | |
| 6 | 1 | 3:03.394 B | 50.427 | 1:17.206 | 55.761 | 199.6 | 20:48.762 | | | | | | | | |

| 423 | | Spirit Racing | | Renault Clio RS 2.0 16V | | | | | | | | | | | |
|-----|---|-------------------|---------------|-------------------------|---------------|-------|-----------|--|--|--|--|--|--|--|--|
| | | 1.Jos Veldboer | | | | | | | | | | | | | |
| 1 | 1 | 4:10.337 | 1:43.745 | 1:34.845 | 51.747 | 136.4 | 4:10.337 | | | | | | | | |
| 2 | 1 | 3:09.965 | 56.058 | 1:25.400 | 48.507 | 162.2 | 7:20.302 | | | | | | | | |
| 3 | 1 | 3:03.799 | 53.793 | 1:22.827 | 47.179 | 191.2 | 10:24.101 | | | | | | | | |
| 4 | 1 | 3:02.220 | 52.715 | 1:22.438 | 47.067 | 183.7 | 13:26.321 | | | | | | | | |
| 5 | 1 | 3:11.064 B | 52.550 | 1:21.804 | 56.710 | 188.8 | 16:37.385 | | | | | | | | |
| 6 | 1 | 4:07.091 | 1:58.930 | 1:21.208 | 46.953 | 179.4 | 20:44.476 | | | | | | | | |
| 7 | 1 | 2:59.606 | 52.120 | 1:20.510 | 46.976 | 188.2 | 23:44.082 | | | | | | | | |
| 8 | 1 | 2:58.636 | 52.303 | 1:20.049 | 46.284 | 195.3 | 26:42.718 | | | | | | | | |
| 9 | 1 | 2:58.388 | 51.872 | 1:19.962 | 46.554 | 197.8 | 29:41.106 | | | | | | | | |
| 10 | 1 | 3:27.319 B | 1:00.967 | 1:28.324 | 58.028 | 137.1 | 33:08.425 | | | | | | | | |




SUPERCAR CHALLENGE
SPA EURO RACE
RACE 1 (60' +1 lap)

Starting Grid

| | | | | | | |
|----------|--|-------------------------------|------------|--------|--|--|
| 3:24.870 | Michael Smith | PDS Racing | 305 | - 21 - | | |
| 2:58.751 | Kim/Wim Troeijen/Lemmers | AT Motorsport | 413 | - 20 - | 371 DRDO- Davytec | 3:17.121 Andre Seinen |
| 2:57.278 | Bart Drost | Spirit Racing | 401 | - 19 - | 423 Spirit Racing | 2:58.388 Jos Veldboer |
| 2:51.543 | Freddy Schaap | DRDO-Koopman Racing | 354 | - 18 - | 357 DRDO - Certainty | 2:52.218 Dennis van der Linden |
| 2:48.650 | John/Sandra v. der Voort/v. der Slaat | Kustlicht | 416 | - 17 - | 403 Spirit Racing | 2:49.425 Rob Nieman |
| 2:48.210 | Chris/Bart Voet/van den Broeck | Traxx Racing Team | 402 | - 16 - | 358 DRDO - Certainty | 2:48.474 Floris Dullaart |
| 2:47.461 | Peter Koelewijn | DRDO-Koopman Racing | 351 | - 15 - | 352 DRDO-Koopman Racing | 2:48.170 Emile/Ronald Drummen/Friederich |
| 2:45.180 | Ted van Vliet | JR Motorsport | 208 | - 14 - | 355 DRDO-Koopman Racing | 2:46.750 Daan/Wouter van Kuijk/Boerekampe |
| 2:43.806 | Jimmy/Kris Adriaenssens/van Kelst | Spork Racing Team | 311 | - 13 - | 205 Brightfiber de Vreede/ de Leeuw | 2:45.089 Patrick/Rogier de Vreede/de Leeuw |
| 2:43.197 | Dirk Schulz | Topper Team | 109 | - 12 - | 360 DRDO | 2:43.487 Cees/Leon Lubbers/Rijnbeek |
| 2:41.184 | Ronald/Luuk van Loon/van Loon | Blueberry Racing | 222 | - 11 - | 306 Intersport Racing | 2:41.417 Adam/Kevin Hayes/Clarke |
| 2:39.141 | Ollie Taylor | West Suffolk Racing | 324 | - 10 - | 246 Stichting Euro Autosport | 2:39.318 Ruud Olij |
| 2:38.713 | Roelant de Waard | Van der Kooi Racing | 262 | - 9 - | 299 JR Motorsport | 2:39.092 Rick Renmans |
| 2:37.947 | Martin/Teunis Hulman/van den Berg | Ferry Monster Motorsport | 217 | - 8 - | 210 E2P Racing | 2:38.246 Kosta Kanaroglou |
| 2:36.899 | Cor Euser | Cor Euser Racing | 127 | - 7 - | 245 Harders Plaza | 2:37.091 Robert/Benjamin van den Berg/van den Berg |
| 2:35.725 | Eric/Henry van den Mandhof/Zumbink | Munckhof Racing | 204 | - 6 - | 259 BS Racing Team | 2:36.284 Marcel/Peter van de Maat/Schreurs |
| 2:31.552 | Edward Grouwels | Team Raceart | 113 | - 5 - | 201 Febo Racing Team | 2:35.644 Dennis/Martin de Bors/de Kleijn |
| 2:31.087 | Aart Bosman | ABOG Racing | 169 | - 4 - | 108 JR Motorsport | 2:31.174 Bob Herber |
| 2:29.197 | Koen/Mark Bogaerts/van der Aa | SDW Shipping by JR Motorsport | 123 | - 3 - | 121 JR Motorsport | 2:30.062 Daan Meijer |
| 2:27.332 | Roger Grouwels | Team Raceart | 107 | - 2 - | 152 EMG Motorsport | 2:29.140 John de Wilde |
| 2:26.019 | Ward/Bas Sluys/Schouten | JR Motorsport | 111 | - 1 - | 151 EMG Motorsport | 2:26.485 Patrick/Donald Lamster/Molenaar |

Pole

| | |
|-----------|-------------|
| Stewards: | Timekeeper: |
|-----------|-------------|



SUPERCAR CHALLENGE
SPA EURO RACE
RACE 1 ((60' +1 lap))

Final Classification

| Drivers | Team | Vehicle | Class | Laps | Total Time | Gap | Kph | Best Lap | |
|--------------------------------------|---------------------------------|---------------------------|-------|------|--------------------|-----------|------|----------|-----------------------|
| | | | | | | | | Lap | Time Kph |
| 1111 Ward/Bas Sluys/Schouten | JR Motorsport | BMW M4 Silhouette | GT | 24 | 1:03:00.359 | - | 99.4 | 7 | 2:28.725 169.5 |
| 2123 Koen/Mark Bogaerts/Van der Aa | SDW Shipping by JR Motorsport | BMW M4 Silhouette | GT | 24 | 1:03:17.003 | +16.644 | 99.0 | 12 | 2:31.002 167.0 |
| 3107 Roger Grouwels | Team Raceart | Porsche 991 GT3 Cup | GT | 24 | 1:03:20.217 | +19.858 | 98.9 | 3 | 2:30.082 168.0 |
| 4151 Patrick/Donald Lamster/Molenaar | EMG Motorsport | Porsche 991 GT3 Cup | GT | 24 | 1:03:37.377 | +37.018 | 98.4 | 12 | 2:30.703 167.3 |
| 5152 John de Wilde | EMG Motorsport | Porsche 991 GT3 Cup | GT | 24 | 1:04:00.493 | +1:00.134 | 97.9 | 3 | 2:31.546 166.4 |
| 6108 Bob Herber | JR Motorsport | t.b.a. | GT | 24 | 1:04:01.057 | +1:00.698 | 97.8 | 3 | 2:31.587 166.3 |
| 7113 Edward Grouwels | Team Raceart | Porsche 991 GT3 Cup | GT | 24 | 1:04:23.793 | +1:23.434 | 97.3 | 7 | 2:33.741 164.0 |
| 8169 Aart Bosman | ABOG Racing | Porsche 991 Cup | GT | 24 | 1:04:24.606 | +1:24.247 | 97.3 | 12 | 2:34.590 163.1 |
| 9204 Eric/Henry van den Munckhof/Zu | Munckhof Racing | BMW Z4 Coupe GTR | SS1 | 23 | 1:03:52.322 | 1 Lap | 94.0 | 20 | 2:39.262 158.3 |
| 10245 Robert/Benjamin van den Berg/v | Harders Plaza | BMW | SS1 | 23 | 1:03:56.670 | 1 Lap | 93.9 | 7 | 2:37.424 160.2 |
| 11201 Dennis/Martin de Borst/de Klei | Febo Racing Team | Seat Sport Leon Cup Racer | SS1 | 23 | 1:03:57.183 | 1 Lap | 93.8 | 7 | 2:38.452 159.1 |
| 12210 Kosta Kanaroglou | E2P Racing | Ginetta G50 | SS1 | 23 | 1:03:59.415 | 1 Lap | 93.8 | 22 | 2:38.520 159.1 |
| 13262 Roelant de Waard | Van der Kooi Racing | Lotus Exige V6 | SS1 | 23 | 1:04:19.293 | 1 Lap | 93.3 | 8 | 2:40.108 157.5 |
| 14222 Ronald/Luuk van Loon/van Loon | Blueberry Racing | BMW E46 M3 | SS1 | 23 | 1:04:48.540 | 1 Lap | 92.6 | 23 | 2:40.140 157.5 |
| 15217 Martin/Teunis Huisman/Van de G | Ferry Monster Motorsport | Seat Sport Leon Cup Racer | SS1 | 23 | 1:04:50.253 | 1 Lap | 92.6 | 14 | 2:40.476 157.1 |
| 16324 Ollie Taylor/Jordan Albert | West Suffolk Racing | BMW E90 | SS2 | 23 | 1:05:26.502 | 1 Lap | 91.7 | 7 | 2:40.843 156.8 |
| 17311 Jimmy/Kris Adriaenssens/van Ke | Spork Racing Team | Seat Leon Supercopa | SS2 | 23 | 1:05:30.828 | 1 Lap | 91.6 | 6 | 2:43.492 154.2 |
| 18109 Dirk Schulz | Topper Team | Porsche 997 GT3 Cup | GT | 22 | 1:03:12.105 | 2 Laps | 90.9 | 2 | 2:43.372 154.3 |
| 19305 Michael Smith | PDS Racing | Seat Leon Supercopa MK11 | SS2 | 22 | 1:03:43.268 | 2 Laps | 90.1 | 6 | 2:45.273 152.6 |
| 20208 Ted van Vliet | JR Motorsport | BMW E92 V8 | SS1 | 22 | 1:03:50.680 | 2 Laps | 89.9 | 17 | 2:41.270 156.3 |
| 21360 Cees/Leon Lubbers/Rijnbeek | DRDO | BMW GTR | SS1 | 22 | 1:04:25.595 | 2 Laps | 89.1 | 18 | 2:45.794 152.1 |
| 22355 Daan/Wouter van Kuijk/Boerekam | DRDO-Koopman Racing | BMW M3 E46 | DRDO | 22 | 1:04:52.568 | 2 Laps | 88.5 | 6 | 2:48.051 150.0 |
| 23205 Patrick/Rogier de Vreede/de Le | Brightfiber de Vreede/ de Leeuw | BMW E46 M3 | SS1 | 22 | 1:05:02.152 | 2 Laps | 88.3 | 8 | 2:47.058 150.9 |
| 24354 Freddy Schaap | DRDO-Koopman Racing | BMW M3 E46 | DRDO | 21 | 1:03:45.730 | 3 Laps | 85.9 | 11 | 2:53.083 145.7 |
| 25352 Emile/Ronald Drummen/Friederic | DRDO-Koopman Racing | BMW M3 E46 | DRDO | 21 | 1:03:47.827 | 3 Laps | 85.9 | 2 | 2:50.010 148.3 |
| 26402 Chris/Bart Voet/van den Broeck | Traxx Racing Team | Peugeot RCZ Cup | Sport | 21 | 1:03:50.090 | 3 Laps | 85.8 | 17 | 2:51.665 146.9 |
| 27403 Rob Nieman | Spirit Racing | Renault Clio RS 2.0 16V | Sport | 21 | 1:04:01.982 | 3 Laps | 85.6 | 8 | 2:53.080 145.7 |
| 28357 Dennis van der Linden | DRDO - Certainty | BMW M3 E46 | DRDO | 21 | 1:05:08.276 | 3 Laps | 84.1 | 6 | 2:52.790 145.9 |
| 29401 Bart Drost | Spirit Racing | Renault Clio RS 2.0 16V | Sport | 21 | 1:05:13.777 | 3 Laps | 84.0 | 7 | 2:57.818 141.8 |
| 30413 Kim/Wim Troeijen/Lemmers | AT Motorsport | Ford Focus | Sport | 21 | 1:05:48.686 | 3 Laps | 83.3 | 20 | 2:56.869 142.6 |
| 31423 Jos Veldboer | Spirit Racing | Renault Clio RS 2.0 16V | Sport | 20 | 1:04:08.647 | 4 Laps | 81.3 | 3 | 3:02.474 138.2 |
| 32121 Daan Meijer | JR Motorsport | BMW M4 Silhouette | GT | 19 | 50:35.259 | 5 Laps | 98.0 | 6 | 2:31.234 166.7 |
| 33299 Rick Renmans | JR Motorsport | BMW GTR | SS1 | 19 | 1:02:37.441 | 5 Laps | 79.2 | 15 | 2:42.177 155.5 |

Not classified:

| | | | | | | | | | |
|------------------------------------|--------------------------|---------------|-------|----|------------------|--|--|---|-----------------------|
| 246 Ruud Olij | Stichting Euro Autosport | BMW E92 M3 | SS1 | 13 | 35:53.336 | | | 7 | 2:37.418 160.2 |
| 351 Peter Koelewijn | DRDO-Koopman Racing | BMW M3 E46 | DRDO | 13 | 39:22.587 | | | 8 | 2:47.740 150.3 |
| 306 Adam/Kevin Hayes/Clarke | Intersport Racing | BMW E46 M3 | SS2 | 6 | 17:19.249 | | | 6 | 2:44.748 153.0 |
| 371 Andre Seinen | DRDO- Davytec | BMW 130i | SS2 | 3 | 10:28.014 | | | 2 | 3:05.904 135.6 |
| 259 Marcel/Peter van de Maat/Schre | BS Racing Team | BMW E46 GTR | SS1 | 2 | 5:26.921 | | | 2 | 2:40.778 156.8 |
| 358 Floris Dullaart | DRDO - Certainty | BMW M3 E46 | DRDO | 2 | 5:56.659 | | | 2 | 2:51.933 146.7 |
| 127 Cor Euser | Cor Euser Racing | Marcos Manfis | GT | | | | | | |
| 416 John/Sandra v. der Voort/v. de | Kustlicht | Alfa 147 | Sport | | | | | | |


| | | | |
|----------------------|-------------------------------|-----------------|-----------|
| Pole Position | W. Sluys/Schouten | 2:26.019 | 172.7 Kph |
| Fastest Lap | Lap 7 Ward/Bas Sluys/Schouten | 2:28.725 | 169.5 Kph |

TEN SECONDS PENALTY FOR CAR #403 DUE TO OVERSPEEDING ON PITLANE
TEN SECONDS PENALTY FOR CAR #222 DUE TO TRACK LIMITS

Published at:

Track Status: **DRY**

| | |
|------------------|--------------------|
| Stewards: | Timekeeper: |
|------------------|--------------------|



SUPERCAR CHALLENGE
SPA EURO RACE
RACE 1

Final Classification by Class

| Nr. Drivers | Team | Car | Laps | Total Time | Gap | Kph | Best Lap | |
|------------------------------------|---------------------------------|---------------------------|------|--------------------|-----------|-------|----------|-----------------------|
| | | | | | | | Lap | Time Kph |
| DRDO | | | | | | | | |
| 1 355 D. van Kuijk/Boerekamps | DRDO-Koopman Racing | BMW M3 E46 | 22 | 1:04:52.568 | | 142.5 | 6 | 2:48.051 150.0 |
| 2 354 F. Schaap | DRDO-Koopman Racing | BMW M3 E46 | 21 | 1:03:45.730 | 1 Laps | 138.4 | 11 | 2:53.083 145.7 |
| 3 352 E. Drummen/Friederich | DRDO-Koopman Racing | BMW M3 E46 | 21 | 1:03:47.827 | 1 Laps | 138.3 | 2 | 2:50.010 148.3 |
| 4 357 D. van der Linden | DRDO - Certainty | BMW M3 E46 | 21 | 1:05:08.276 | 1 Laps | 135.5 | 6 | 2:52.790 145.9 |
| Not classified: | | | | | | | | |
| 351 P. Koelewijn | DRDO-Koopman Racing | BMW M3 E46 | 13 | 39:22.587 | | 138.7 | 8 | 2:47.740 150.3 |
| 358 F. Dullaart | DRDO - Certainty | BMW M3 E46 | 2 | 5:56.659 | 20 Laps | 141.4 | 2 | 2:51.933 146.7 |
| GT | | | | | | | | |
| 1 111 W. Sluys/Schouten | JR Motorsport | BMW M4 Silhouette | 24 | 1:03:00.359 | | 160.1 | 7 | 2:28.725 169.5 |
| 2 123 K. Bogaerts/Van der Aa | SDW Shipping by JR Motorsport | BMW M4 Silhouette | 24 | 1:03:17.003 | +16.644 | 159.4 | 12 | 2:31.002 167.0 |
| 3 107 R. Grouwels | Team Raceart | Porsche 991 GT3 Cup | 24 | 1:03:20.217 | +19.858 | 159.2 | 3 | 2:30.082 168.0 |
| 4 151 P. Lamster/Molenaar | EMG Motorsport | Porsche 991 GT3 Cup | 24 | 1:03:37.377 | +37.018 | 158.5 | 12 | 2:30.703 167.3 |
| 5 152 J. de Wilde / . | EMG Motorsport | Porsche 991 GT3 Cup | 24 | 1:04:00.493 | +1'00.134 | 157.6 | 3 | 2:31.546 166.4 |
| 6 108 B. Herber | JR Motorsport | t.b.a. | 24 | 1:04:01.057 | +1'00.698 | 157.5 | 3 | 2:31.587 166.3 |
| 7 113 E. Grouwels | Team Raceart | Porsche 991 GT3 Cup | 24 | 1:04:23.793 | +1'23.434 | 156.6 | 7 | 2:33.741 164.0 |
| 8 169 A. Bosman | ABOG Racing | Porsche 991 Cup | 24 | 1:04:24.606 | +1'24.247 | 156.6 | 12 | 2:34.590 163.1 |
| 9 109 D. Schulz | Topper Team | Porsche 997 GT3 Cup | 22 | 1:03:12.105 | 2 Laps | 146.3 | 2 | 2:43.372 154.3 |
| 10 121 D. Meijer | JR Motorsport | BMW M4 Silhouette | 19 | 50:35.259 | 5 Laps | 157.8 | 6 | 2:31.234 166.7 |
| Not classified: | | | | | | | | |
| 127 C. Euser | Cor Euser Racing | Marcos Mantis | | | | | | 0.0 |
| Sport | | | | | | | | |
| 1 402 C. Voet/van den Broeck | Traxx Racing Team | Peugeot RCZ Cup | 21 | 1:03:50.090 | | 138.2 | 17 | 2:51.665 146.9 |
| 2 403 R. Nieman | Spirit Racing | Renault Clio RS 2.0 16V | 21 | 1:04:01.982 | +11.892 | 137.8 | 8 | 2:53.080 145.7 |
| 3 401 B. Drost | Spirit Racing | Renault Clio RS 2.0 16V | 21 | 1:05:13.777 | +1'23.687 | 135.3 | 7 | 2:57.818 141.8 |
| 4 413 K. Troeijen/Lemmers | AT Motorsport | Ford Focus | 21 | 1:05:48.686 | +1'58.596 | 134.1 | 20 | 2:56.869 142.6 |
| Not classified: | | | | | | | | |
| 416 J. v. der Voort/v. der Sloot | Kustlicht | Alfa 147 | | | | | | 0.0 |
| SS1 | | | | | | | | |
| 1 204 E. van den Munckhof/Zumbrink | Munckhof Racing | BMW Z4 Coupe GTR | 23 | 1:03:52.322 | | 151.3 | 20 | 2:39.262 158.3 |
| 2 245 R. van den Berg/van den Berg | Harders Plaza | BMW | 23 | 1:03:56.670 | +4.348 | 151.2 | 7 | 2:37.424 160.2 |
| 3 201 D. de Borst/de Kleijn | Febo Racing Team | Seat Sport Leon Cup Racer | 23 | 1:03:57.183 | +4.861 | 151.1 | 7 | 2:38.452 159.1 |
| 4 210 K. Kanaroglou | E2P Racing | Ginetta G50 | 23 | 1:03:59.415 | +7.093 | 151.0 | 22 | 2:38.520 159.1 |
| 5 262 R. de Waard | Van der Kooi Racing | Lotus Exige V6 | 23 | 1:04:19.293 | +26.971 | 150.3 | 8 | 2:40.108 157.5 |
| 6 222 R. van Loon/van Loon | Blueberry Racing | BMW E46 M3 | 23 | 1:04:48.540 | +56.218 | 149.1 | 23 | 2:40.140 157.5 |
| 7 217 M. Huisman/Van de Griff | Ferry Monster Motorsport | Seat Sport Leon Cup Racer | 23 | 1:04:50.253 | +57.931 | 149.1 | 14 | 2:40.476 157.1 |
| 8 208 T. van Vliet | JR Motorsport | BMW E92 V8 | 22 | 1:03:50.680 | 1 Laps | 144.8 | 17 | 2:41.270 156.3 |
| 9 360 C. Lubbers/Rijnbeek | DRDO | BMW GTR | 22 | 1:04:25.595 | 1 Laps | 143.5 | 18 | 2:45.794 152.1 |
| 10 205 P. de Vreede/de Leeuw | Brightfiber de Vreede/ de Leeuw | BMW E46 M3 | 22 | 1:05:02.152 | 1 Laps | 142.2 | 8 | 2:47.058 150.9 |
| 11 299 R. Renmans | JR Motorsport | BMW GTR | 19 | 1:02:37.441 | 4 Laps | 127.5 | 15 | 2:42.177 155.5 |
| Not classified: | | | | | | | | |
| 246 R. Olij | Stichting Euro Autosport | BMW E92 M3 | 13 | 35:53.336 | 10 Laps | 152.2 | 7 | 2:37.418 160.2 |
| 259 M. van de Maat/Schreurs | BS Racing Team | BMW E46 GTR | 2 | 5:26.921 | | 154.3 | 2 | 2:40.778 156.8 |
| SS2 | | | | | | | | |
| 1 324 O. Taylor / J. Albert | West Suffolk Racing | BMW E90 | 23 | 1:05:26.502 | | 147.7 | 7 | 2:40.843 156.8 |
| 2 311 J. Adriaenssens/van Kelst | Spork Racing Team | Seat Leon Supercopa | 23 | 1:05:30.828 | +4.326 | 147.5 | 6 | 2:43.492 154.2 |
| 3 305 M. Smith | PDS Racing | Seat Leon Supercoppa MK11 | 22 | 1:03:43.268 | 1 Laps | 145.1 | 6 | 2:45.273 152.6 |
| Not classified: | | | | | | | | |
| 306 A. Hayes/Clarke | Intersport Racing | BMW E46 M3 | 6 | 17:19.249 | | 145.6 | 6 | 2:44.748 153.0 |
| 371 A. Seinen | DRDO- Davytec | BMW 130i | 3 | 10:28.014 | 20 Laps | 120.4 | 2 | 3:05.904 135.6 |

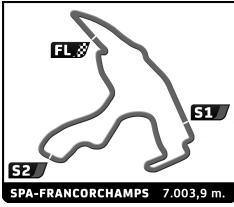
TEN SECONDS PENALTY FOR CAR #403 DUE TO OVERSPEEDING ON PITLANE
TEN SECONDS PENALTY FOR CAR #222 DUE TO TRACK LIMITS

Published at:

Track Status: **DRY**

Stewards:


Timekeeper:



SUPERCAR CHALLENGE
SPA EURO RACE
RACE 1

Lap Chart


| Nr | Pos | Grid | LAP | | | | | | | | | | | | | | | | | | | | | | | |
|-----|-----------|------|-----|-----|-----|-----|-----|-----|-----|-----|-----|-----|-----|-----|-----|-----|-----|-----|-----|-----|-----|-----|-----|-----|-----|-----|
| | | | 1 | 2 | 3 | 4 | 5 | 6 | 7 | 8 | 9 | 10 | 11 | 12 | 13 | 14 | 15 | 16 | 17 | 18 | 19 | 20 | 21 | 22 | 23 | 24 |
| 111 | 1 | 111 | 111 | 111 | 111 | 111 | 111 | 111 | 111 | 111 | 111 | 111 | 111 | 111 | 111 | 111 | 111 | 111 | 111 | 111 | 111 | 111 | 111 | 111 | 111 | 111 |
| 151 | 2 | 151 | 152 | 107 | 107 | 107 | 107 | 107 | 107 | 107 | 107 | 152 | 152 | 245 | 123 | 123 | 123 | 123 | 123 | 123 | 123 | 123 | 123 | 123 | 123 | 123 |
| 107 | 3 | 107 | 107 | 152 | 152 | 152 | 152 | 152 | 152 | 152 | 121 | 245 | 123 | 121 | 121 | 121 | 121 | 121 | 107 | 107 | 107 | 107 | 107 | 107 | 107 | 107 |
| 152 | 4 | 152 | 151 | 123 | 123 | 123 | 123 | 123 | 123 | 123 | 123 | 123 | 121 | 245 | 107 | 107 | 107 | 107 | 107 | 121 | 121 | 151 | 151 | 151 | 151 | 151 |
| 123 | 5 | 123 | 108 | 108 | 108 | 108 | 121 | 121 | 121 | 121 | 113 | 121 | 107 | 107 | 245 | 152 | 151 | 151 | 151 | 151 | 152 | 152 | 152 | 152 | 152 | 152 |
| 121 | 6 | 121 | 123 | 151 | 121 | 121 | 108 | 108 | 108 | 108 | 108 | 245 | 204 | 246 | 210 | 152 | 151 | 152 | 152 | 152 | 152 | 108 | 108 | 108 | 108 | 108 |
| 169 | 7 | 169 | 121 | 121 | 151 | 113 | 113 | 113 | 113 | 113 | 204 | 107 | 210 | 152 | 151 | 169 | 169 | 108 | 108 | 108 | 169 | 169 | 169 | 169 | 113 | |
| 108 | 8 | 108 | 113 | 113 | 113 | 151 | 151 | 151 | 151 | 169 | 169 | 201 | 246 | 204 | 169 | 169 | 108 | 108 | 169 | 169 | 169 | 113 | 113 | 113 | 113 | |
| 113 | 9 | 113 | 169 | 169 | 169 | 169 | 169 | 169 | 169 | 151 | 245 | 246 | 210 | 169 | 151 | 108 | 113 | 113 | 113 | 113 | 245 | 245 | 204 | 204 | 204 | |
| 201 | 10 | 201 | 204 | 204 | 204 | 245 | 245 | 245 | 245 | 204 | 210 | 201 | 262 | 262 | 113 | 245 | 245 | 245 | 245 | 245 | 204 | 204 | 245 | 245 | 245 | |
| 204 | 11 | 204 | 259 | 201 | 201 | 245 | 204 | 204 | 204 | 201 | 107 | 262 | 152 | 113 | 210 | 204 | 204 | 204 | 204 | 204 | 201 | 201 | 201 | 201 | 201 | |
| 259 | 12 | 259 | 201 | 259 | 245 | 201 | 201 | 201 | 201 | 246 | 262 | 169 | 113 | 108 | 262 | 201 | 201 | 201 | 201 | 201 | 210 | 210 | 210 | 210 | 210 | |
| 127 | 13 | 127 | 245 | 245 | 324 | 324 | 324 | 324 | 324 | 210 | 217 | 113 | 151 | 246 | 204 | 210 | 210 | 210 | 210 | 262 | 262 | 262 | 262 | 262 | 262 | |
| 245 | 14 | 245 | 262 | 324 | 217 | 217 | 210 | 210 | 210 | 246 | 324 | 324 | 217 | 108 | 204 | 201 | 262 | 262 | 262 | 262 | 222 | 222 | 222 | 222 | 222 | |
| 217 | 15 | 217 | 324 | 217 | 210 | 210 | 217 | 217 | 246 | 210 | 262 | 222 | 151 | 201 | 201 | 222 | 222 | 222 | 222 | 217 | 217 | 217 | 217 | 217 | 217 | |
| 210 | 16 | 210 | 217 | 210 | 262 | 262 | 262 | 246 | 262 | 262 | 217 | 169 | 108 | 205 | 222 | 217 | 217 | 217 | 217 | 222 | 222 | 324 | 324 | 324 | 324 | |
| 262 | 17 | 262 | 210 | 262 | 109 | 246 | 222 | 262 | 217 | 222 | 108 | 222 | 217 | 217 | 109 | 311 | 311 | 311 | 311 | 311 | 311 | 311 | 311 | 311 | 311 | |
| 299 | 18 | 299 | 311 | 109 | 208 | 222 | 246 | 222 | 222 | 222 | 109 | 151 | 205 | 222 | 109 | 311 | 109 | 324 | 324 | 324 | 324 | 109 | 109 | 109 | 109 | |
| 324 | 19 | 324 | 109 | 208 | 222 | 109 | 109 | 109 | 109 | 109 | 311 | 305 | 208 | 208 | 311 | 324 | 324 | 109 | 109 | 109 | 109 | 305 | 305 | 305 | 305 | |
| 246 | 20 | 246 | 208 | 222 | 306 | 311 | 311 | 311 | 311 | 311 | 151 | 205 | 360 | 109 | 324 | 305 | 305 | 305 | 305 | 305 | 305 | 208 | 208 | 208 | 208 | |
| 222 | 21 | 222 | 222 | 311 | 311 | 306 | 306 | 306 | 305 | 305 | 208 | 109 | 311 | 305 | 205 | 205 | 208 | 208 | 208 | 208 | 360 | 360 | 360 | 360 | 360 | |
| 306 | 22 | 306 | 306 | 306 | 246 | 208 | 299 | 305 | 205 | 205 | 205 | 360 | 311 | 324 | 205 | 355 | 208 | 205 | 205 | 360 | 360 | 355 | 355 | 355 | 355 | |
| 109 | 23 | 109 | 205 | 205 | 299 | 299 | 305 | 205 | 355 | 355 | 355 | 109 | 324 | 305 | 355 | 208 | 355 | 360 | 360 | 205 | 355 | 205 | 205 | 205 | 205 | |
| 360 | 24 | 360 | 351 | 246 | 205 | 305 | 205 | 355 | 351 | 351 | 351 | 311 | 305 | 355 | 360 | 360 | 355 | 355 | 355 | 205 | 352 | 354 | 354 | 354 | 354 | |
| 311 | 25 | 311 | 355 | 355 | 305 | 205 | 208 | 351 | 208 | 360 | 360 | 402 | 402 | 360 | 208 | 357 | 352 | 352 | 352 | 352 | 352 | 354 | 352 | 352 | 352 | |
| 205 | 26 | 205 | 305 | 351 | 355 | 355 | 355 | 208 | 360 | 208 | 208 | 403 | 355 | 351 | 351 | 352 | 354 | 354 | 354 | 403 | 403 | 403 | 403 | 403 | 403 | |
| 208 | 27 | 208 | 360 | 299 | 351 | 351 | 351 | 352 | 352 | 357 | 357 | 355 | 351 | 352 | 352 | 354 | 357 | 403 | 403 | 354 | 354 | 402 | 403 | 403 | 403 | |
| 355 | 28 | 355 | 299 | 305 | 352 | 352 | 352 | 360 | 357 | 402 | 402 | 401 | 401 | 357 | 357 | 403 | 403 | 402 | 402 | 402 | 402 | 357 | 357 | 357 | 357 | |
| 351 | 29 | 351 | 352 | 352 | 360 | 360 | 360 | 299 | 354 | 403 | 403 | 351 | 352 | 354 | 354 | 402 | 402 | 357 | 357 | 357 | 357 | 401 | 401 | 401 | 401 | |
| 352 | 30 | 352 | 358 | 360 | 354 | 354 | 357 | 357 | 402 | 401 | 401 | 352 | 357 | 403 | 403 | 401 | 401 | 401 | 401 | 401 | 401 | 413 | 413 | 413 | 413 | |
| 402 | 31 | 402 | 246 | 358 | 357 | 357 | 354 | 354 | 403 | 413 | 352 | 357 | 354 | 402 | 402 | 413 | 413 | 413 | 413 | 413 | 413 | 413 | 413 | 413 | 413 | |
| 358 | 32 | 358 | 357 | 354 | 403 | 403 | 402 | 402 | 401 | 352 | 423 | 354 | 403 | 401 | 401 | 423 | 423 | 423 | 423 | 423 | 423 | 423 | 423 | 423 | 423 | |
| 416 | 33 | 416 | 354 | 357 | 401 | 401 | 403 | 403 | 413 | 423 | 354 | 423 | 413 | 413 | 413 | 299 | 299 | 299 | 299 | 299 | 299 | 299 | 299 | 299 | 299 | |
| 403 | 34 | 403 | 403 | 403 | 423 | 402 | 401 | 401 | 423 | 354 | 413 | 413 | 423 | 423 | 423 | 423 | 423 | 423 | 423 | 423 | 423 | 423 | 423 | 423 | 423 | |
| 354 | 35 | 354 | 423 | 401 | 413 | 413 | 413 | 413 | 299 | 299 | 299 | 299 | 299 | 299 | 299 | 299 | 299 | 299 | 299 | 299 | 299 | 299 | 299 | 299 | 299 | |
| 357 | 36 | 357 | 401 | 423 | 402 | 423 | 423 | 423 | 423 | 423 | 423 | 423 | 423 | 423 | 423 | 423 | 423 | 423 | 423 | 423 | 423 | 423 | 423 | 423 | 423 | |
| 401 | 37 | 401 | 413 | 413 | 371 | 371 | 371 | 371 | 371 | 371 | 371 | 371 | 371 | 371 | 371 | 371 | 371 | 371 | 371 | 371 | 371 | 371 | 371 | 371 | 371 | |
| 423 | 38 | 423 | 371 | 371 | 371 | 371 | 371 | 371 | 371 | 371 | 371 | 371 | 371 | 371 | 371 | 371 | 371 | 371 | 371 | 371 | 371 | 371 | 371 | 371 | 371 | |
| 413 | 39 | 413 | 402 | 402 | 402 | 402 | 402 | 402 | 402 | 402 | 402 | 402 | 402 | 402 | 402 | 402 | 402 | 402 | 402 | 402 | 402 | 402 | 402 | 402 | 402 | |
| 371 | 40 | 371 | 371 | 371 | 371 | 371 | 371 | 371 | 371 | 371 | 371 | 371 | 371 | 371 | 371 | 371 | 371 | 371 | 371 | 371 | 371 | 371 | 371 | 371 | 371 | |
| 305 | 41 | 305 | 305 | 305 | 305 | 305 | 305 | 305 | 305 | 305 | 305 | 305 | 305 | 305 | 305 | 305 | 305 | 305 | 305 | 305 | 305 | 305 | 305 | 305 | 305 | |



SUPERCAR CHALLENGE
SPA EURO RACE
RACE 1

Best Sector Times

| SECTOR 1 | | | SECTOR 2 | | | SECTOR 3 | | | Pos | Team | Cl | Ideal Lap | Best Lap |
|----------|---------------------------------|--------|---------------------------------|----------|---------------------------------|----------|-----|-------------------------------------|-------|-----------|---------------|-----------|----------|
| Pos | Driver | Time | Driver | Time | Driver | Time | Pos | Team | Cl | Ideal Lap | Best Lap | | |
| 1 | 151 P.Lamster/Molenaar | 41.759 | 111 W.Sluis/Schouten | 1:08.079 | 111 W.Sluis/Schouten | 37.843 | 1 | JR Motorsport | GT | 2:28.213 | 2:28.725 (1) | | |
| 2 | 107 R.Grouwels | 42.111 | 123 K.Bogaerts/Van der Aa | 1:08.731 | 107 R.Grouwels | 38.209 | 2 | Team Raceart | GT | 2:29.608 | 2:30.082 (2) | | |
| 3 | 111 W.Sluis/Schouten | 42.291 | 107 R.Grouwels | 1:09.288 | 151 P.Lamster/Molenaar | 38.274 | 3 | EMG Motorsport | GT | 2:30.153 | 2:30.703 (3) | | |
| 4 | 152 J.de Wilde | 42.331 | 121 D.Meijer | 1:09.484 | 108 B.Herber | 38.586 | 4 | SDW Shipping by JR Motorsport | GT | 2:30.192 | 2:31.002 (4) | | |
| 5 | 108 B.Herber | 42.673 | 108 B.Herber | 1:09.560 | 121 D.Meijer | 38.708 | 5 | JR Motorsport | GT | 2:30.819 | 2:31.587 (7) | | |
| 6 | 123 K.Bogaerts/Van der Aa | 42.722 | 151 P.Lamster/Molenaar | 1:10.120 | 123 K.Bogaerts/Van der Aa | 38.739 | 6 | JR Motorsport | GT | 2:31.059 | 2:31.234 (5) | | |
| 7 | 121 D.Meijer | 42.867 | 152 J.de Wilde | 1:10.171 | 113 E.Grouwels | 38.773 | 7 | EMG Motorsport | GT | 2:31.293 | 2:31.546 (6) | | |
| 8 | 113 E.Grouwels | 43.011 | 169 A.Bosman | 1:11.230 | 152 J.de Wilde | 38.791 | 8 | Team Raceart | GT | 2:33.178 | 2:33.741 (8) | | |
| 9 | 169 A.Bosman | 43.023 | 113 E.Grouwels | 1:11.394 | 169 A.Bosman | 39.392 | 9 | ABOG Racing | GT | 2:33.645 | 2:34.590 (9) | | |
| 10 | 246 R.Olij | 44.754 | 245 E.van den Berg/van den Berg | 1:11.653 | 246 R.Olij | 40.018 | 10 | Stichting Euro Autosport | SS1 | 2:36.912 | 2:37.418 (10) | | |
| 11 | 245 E.van den Berg/van den Berg | 45.121 | 210 K.Kanaroglou | 1:11.832 | 245 E.van den Berg/van den Berg | 40.466 | 11 | Harders Plaza | SS1 | 2:37.240 | 2:37.424 (11) | | |
| 12 | 222 R.van Loon/van Loon | 45.129 | 246 R.Olij | 1:12.140 | 204 E.van den Munchhof/Zumbink | 40.539 | 12 | 201 Febo Racing Team | SS1 | 2:38.213 | 2:38.452 (12) | | |
| 13 | 204 E.van den Munchhof/Zumbink | 45.203 | 201 D.de Borst/de Kleijn | 1:12.282 | 262 R.de Waard | 40.557 | 13 | 210 E2P Racing | SS1 | 2:38.322 | 2:38.520 (13) | | |
| 14 | 201 D.de Borst/de Kleijn | 45.246 | 204 E.van den Munchhof/Zumbink | 1:12.734 | 210 K.Kanaroglou | 40.613 | 14 | 204 Munchhof Racing | SS1 | 2:38.476 | 2:39.262 (14) | | |
| 15 | 109 D.Schulz | 45.247 | 217 M.Huisman/Van de Grift | 1:12.961 | 201 D.de Borst/de Kleijn | 40.685 | 15 | 262 Van der Kooi Racing | SS1 | 2:39.414 | 2:40.108 (15) | | |
| 16 | 262 R.de Waard | 45.274 | 324 O.Taylor | 1:13.185 | 259 M.van de Maat/Schreurs | 40.727 | 16 | 222 Blueberry Racing | SS1 | 2:39.675 | 2:40.140 (16) | | |
| 17 | 324 O.Taylor | 45.516 | 208 T.van Vliet | 1:13.261 | 222 R.van Loon/van Loon | 40.983 | 17 | 324 West Suffolk Racing | SS2 | 2:39.883 | 2:40.843 (19) | | |
| 18 | 299 R.Renmans | 45.848 | 311 J.Adriaenssens/van Kalst | 1:13.482 | 217 M.Huisman/Van de Grift | 41.048 | 18 | 217 Ferry Monster Motorsport | SS1 | 2:39.893 | 2:40.476 (17) | | |
| 19 | 210 K.Kanaroglou | 45.877 | 222 R.van Loon/van Loon | 1:13.563 | 324 O.Taylor | 41.182 | 19 | 259 BS Racing Team | SS1 | 2:40.778 | 2:40.778 (18) | | |
| 20 | 217 M.Huisman/Van de Grift | 45.884 | 262 R.de Waard | 1:13.583 | 208 T.van Vliet | 41.421 | 20 | 208 JR Motorsport | SS1 | 2:40.949 | 2:41.270 (20) | | |
| 21 | 306 A.Hayes/Clarke | 46.189 | 259 M.van de Maat/Schreurs | 1:13.757 | 299 R.Renmans | 41.460 | 21 | 299 JR Motorsport | SS1 | 2:41.353 | 2:42.177 (21) | | |
| 22 | 208 T.van Vliet | 46.267 | 299 R.Renmans | 1:14.045 | 109 D.Schulz | 41.506 | 22 | 109 Topper Team | GT | 2:42.623 | 2:43.372 (22) | | |
| 23 | 259 M.van de Maat/Schreurs | 46.294 | 305 M.Smith | 1:14.677 | 306 A.Hayes/Clarke | 41.753 | 23 | 311 Spork Racing Team | SS2 | 2:43.338 | 2:43.492 (23) | | |
| 24 | 360 C.Lubbers/Rijnbeek | 47.283 | 360 C.Lubbers/Rijnbeek | 1:15.546 | 311 J.Adriaenssens/van Kalst | 42.267 | 24 | 306 Intersport Racing | SS2 | 2:43.758 | 2:44.748 (24) | | |
| 25 | 305 M.Smith | 47.377 | 306 A.Hayes/Clarke | 1:15.816 | 305 M.Smith | 42.483 | 25 | 305 PDS Racing | SS2 | 2:44.537 | 2:45.273 (25) | | |
| 26 | 311 J.Adriaenssens/van Kalst | 47.589 | 109 D.Schulz | 1:15.870 | 360 C.Lubbers/Rijnbeek | 42.537 | 26 | 360 DRDO | SS1 | 2:45.366 | 2:45.794 (26) | | |
| 27 | 355 D.van Kuijk/Boerelkamps | 47.661 | 355 D.van Kuijk/Boerelkamps | 1:16.061 | 205 P.de Vreede/de Leeuw | 42.704 | 27 | 205 Brightfiber de Vreede/ de Leeuw | SS1 | 2:46.816 | 2:47.058 (27) | | |
| 28 | 351 P.Koelewijn | 47.891 | 205 P.de Vreede/de Leeuw | 1:16.196 | 351 P.Koelewijn | 43.095 | 28 | 355 DRDO-Koopman Racing | DRDO | 2:46.967 | 2:48.051 (29) | | |
| 29 | 205 P.de Vreede/de Leeuw | 47.916 | 351 P.Koelewijn | 1:16.622 | 355 D.van Kuijk/Boerelkamps | 43.245 | 29 | 351 DRDO-Koopman Racing | DRDO | 2:47.608 | 2:47.740 (28) | | |
| 30 | 352 E.Drummen/Friederich | 48.590 | 352 E.Drummen/Friederich | 1:17.241 | 352 E.Drummen/Friederich | 43.339 | 30 | 352 DRDO-Koopman Racing | DRDO | 2:49.170 | 2:50.010 (30) | | |
| 31 | 354 F.Schaap | 48.981 | 402 C.Voet/van den Broeck | 1:17.274 | 354 F.Schaap | 44.066 | 31 | 402 Traxx Racing Team | Sport | 2:51.169 | 2:51.665 (31) | | |
| 32 | 358 F.Dullaart | 49.012 | 403 R.Nieman | 1:17.484 | 403 R.Nieman | 44.073 | 32 | 358 DRDO - Certainty | DRDO | 2:51.933 | 2:51.933 (32) | | |
| 33 | 357 D.van der Linden | 49.559 | 413 K.Troelien/Lemmers | 1:17.617 | 402 C.Voet/van den Broeck | 44.094 | 33 | 403 Spirit Racing | Sport | 2:51.960 | 2:53.080 (34) | | |
| 34 | 402 C.Voet/van den Broeck | 49.801 | 358 F.Dullaart | 1:18.018 | 357 D.van der Linden | 44.506 | 34 | 357 DRDO - Certainty | DRDO | 2:52.439 | 2:52.790 (33) | | |
| 35 | 403 R.Nieman | 50.403 | 357 D.van der Linden | 1:18.374 | 358 F.Dullaart | 44.903 | 35 | 354 DRDO-Koopman Racing | DRDO | 2:52.561 | 2:53.083 (35) | | |
| 36 | 401 B.Drost | 52.514 | 401 B.Drost | 1:19.187 | 413 K.Troelien/Lemmers | 45.380 | 36 | 413 AT Motorsport | Sport | 2:55.719 | 2:56.869 (36) | | |
| 37 | 413 K.Troelien/Lemmers | 52.722 | 354 F.Schaap | 1:19.514 | 401 B.Drost | 45.477 | 37 | 401 Spirit Racing | Sport | 2:57.178 | 2:57.818 (37) | | |
| 38 | 423 J.Veldboer | 52.825 | 423 J.Veldboer | 1:21.261 | 423 J.Veldboer | 46.782 | 38 | 423 Spirit Racing | Sport | 3:00.868 | 3:02.474 (38) | | |
| 39 | 371 A.Seinen | 53.346 | 371 A.Seinen | 1:22.117 | 371 A.Seinen | 47.482 | 39 | 371 DRDO - Davytec | SS2 | 3:02.945 | 3:05.904 (39) | | |




SUPERCAR CHALLENGE

SPA EURO RACE

After RACE 1

Event maximum speed

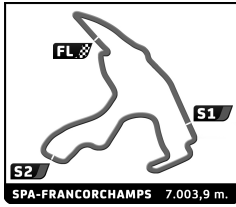
| Team | Car | Class | Driver | Top Speed | Lap | Session |
|-------------------------------------|---------------------------|-------|---|-----------|-----|------------|
| 107 Team Raceart | Porsche 991 GT3 Cup | GT | Roger Grouwels | 262.8 | 8 | QUALIFYING |
| 151 EMG Motorsport | Porsche 991 GT3 Cup | GT | Patrick/Donald Lamster/Moenaar | 258.4 | 10 | QUALIFYING |
| 108 JR Motorsport | t.b.a. | GT | Bob Herber | 254.7 | 24 | RACE 1 |
| 113 Team Raceart | Porsche 991 GT3 Cup | GT | Edward Grouwels | 254.1 | 4 | QUALIFYING |
| 169 ABOG Racing | Porsche 991 Cup | GT | Aart Bosman | 254.1 | 6 | QUALIFYING |
| 152 EMG Motorsport | Porsche 991 GT3 Cup | GT | John de Wilde | 253.5 | 21 | RACE 1 |
| 111 JR Motorsport | BMW M4 Silhouette | GT | Ward/Bas Sluys/Schouten | 250.0 | 11 | RACE 1 |
| 121 JR Motorsport | BMW M4 Silhouette | GT | Daan Meijer | 245.5 | 4 | QUALIFYING |
| 123 SDW Shipping by JR Motorsport | BMW M4 Silhouette | GT | Koen/Mark Bogaerts/Van der Aa | 244.9 | 7 | QUALIFYING |
| 262 Van der Kooij Racing | Lotus Exige V6 | SS1 | Roelant de Waard | 244.3 | 6 | QUALIFYING |
| 246 Stichting Euro Autosport | BMW E92 M3 | SS1 | Ruud Olij | 240.0 | 5 | QUALIFYING |
| 127 Cor Euser Racing | Marcos Mantis | GT | Cor Euser | 238.9 | 1 | RACE 1 |
| 299 JR Motorsport | BMW GTR | SS1 | Rick Renmans | 237.9 | 11 | QUALIFYING |
| 201 Febo Racing Team | Seat Sport Leon Cup Racer | SS1 | Dennis/Martin de Borst/de Kleijn | 235.8 | 6 | QUALIFYING |
| 217 Ferry Monster Motorsport | Seat Sport Leon Cup Racer | SS1 | Martin/Teunis Huisman/Van de Griff | 235.3 | 5 | QUALIFYING |
| 324 West Suffolk Racing | BMW E90 | SS2 | Ollie Taylor | 234.8 | 4 | QUALIFYING |
| 204 Munckhof Racing | BMW Z4 Coupe GTR | SS1 | Eric/Henry van den Munckhof/Zumbrink | 234.3 | 9 | QUALIFYING |
| 222 Blueberry Racing | BMW E46 M3 | SS1 | Ronald/Luuk van Loon/van Loon | 234.3 | 22 | RACE 1 |
| 245 Harders Plaza | BMW | SS1 | Robert/Benjamin van den Berg/van den Berg | 233.3 | 17 | RACE 1 |
| 208 JR Motorsport | BMW E92 V8 | SS1 | Ted van Vliet | 232.3 | 2 | QUALIFYING |
| 259 BS Racing Team | BMW E46 GTR | SS1 | Marcel/Peter van de Maat/Schreurs | 231.3 | 4 | QUALIFYING |
| 306 Intersport Racing | BMW E46 M3 | SS2 | Adam/Kevin Hayes/Clarke | 230.8 | 5 | QUALIFYING |
| 109 Topper Team | Porsche 997 GT3 Cup | GT | Dirk Schulz | 227.8 | 6 | RACE 1 |
| 210 E2P Racing | Ginetta G50 | SS1 | Kosta Kanaroglou | 225.9 | 10 | QUALIFYING |
| 354 DRDO-Koopman Racing | BMW M3 E46 | DRDO | Freddy Schaap | 225.9 | 9 | QUALIFYING |
| 358 DRDO - Certainty | BMW M3 E46 | DRDO | Floris Dullaart | 224.5 | 9 | QUALIFYING |
| 360 DRDO | BMW GTR | SS1 | Cees/Leon Lubbers/Rijnbeek | 224.5 | 7 | QUALIFYING |
| 352 DRDO-Koopman Racing | BMW M3 E46 | DRDO | Emile/Ronald Drummen/Friederich | 222.7 | 7 | RACE 1 |
| 355 DRDO-Koopman Racing | BMW M3 E46 | DRDO | Daan/Wouter van Kuijl/Boenkamps | 222.7 | 9 | RACE 1 |
| 351 DRDO-Koopman Racing | BMW M3 E46 | DRDO | Peter Koelewijn | 222.2 | 9 | QUALIFYING |
| 305 PDS Racing | Seat Leon Supercoppa MK11 | SS2 | Michael Smith | 219.5 | 15 | RACE 1 |
| 205 Brightfiber de Vreede/ de Leeuw | BMW E46 M3 | SS1 | Patrick/Rogier de Vreede/de Leeuw | 218.2 | 9 | QUALIFYING |
| 311 Spork Racing Team | Seat Leon Supercopa | SS2 | Jimmy/Kris Adriaenssens/van Kelst | 216.9 | 9 | QUALIFYING |
| 402 Traxx Racing Team | Peugeot RCZ Cup | Sport | Chris/Bart Voet/van den Broeck | 211.4 | 7 | QUALIFYING |
| 403 Spirit Racing | Renault Clio RS 2.0 16V | Sport | Rob Nieman | 211.4 | 6 | QUALIFYING |
| 357 DRDO - Certainty | BMW M3 E46 | DRDO | Dennis van der Linden | 210.5 | 7 | RACE 1 |
| 416 Kustlicht | Alfa 147 | Sport | John/Sandra v. der Voort/v. der Sloot | 204.5 | 5 | QUALIFYING |
| 423 Spirit Racing | Renault Clio RS 2.0 16V | Sport | Jos Veldboer | 197.8 | 9 | QUALIFYING |
| 401 Spirit Racing | Renault Clio RS 2.0 16V | Sport | Bart Drost | 195.3 | 6 | QUALIFYING |
| 371 DRDO- Davytec | BMW 130i | SS2 | Andre Seinen | 194.9 | 2 | RACE 1 |
| 413 AT Motorsport | Ford Focus | Sport | Kim/Wim Troeijen/Lemmers | 194.6 | 9 | QUALIFYING |
| 405 Bronckhorst Car Racing | BMW Zilhouette 2.0 | Sport | Henk/Toon Tappel/Rutgers | 184.9 | 3 | QUALIFYING |



SUPERCAR CHALLENGE
SPA EURO RACE
RACE 1

Leader Sequence


| Nr | Team | Car | Start Lap | End Lap | Laps | Total Laps |
|--------------|---------------------|-------------------------|-----------|---------|-----------|------------|
| 423 | Spirit Racing | Renault Clio RS 2.0 16V | 1 | 20 | 20 | 20 |
| DRDO | | | | | | |
| 351 | DRDO-Koopman Racing | BMW M3 E46 | 1 | 1 | 1 | 1 |
| 355 | DRDO-Koopman Racing | BMW M3 E46 | 2 | 22 | 21 | 21 |
| GT | | | | | | |
| 111 | JR Motorsport | BMW M4 Silhouette | 1 | 24 | 24 | 24 |
| Sport | | | | | | |
| 403 | Spirit Racing | Renault Clio RS 2.0 16V | 1 | 4 | 4 | 4 |
| 402 | Traxx Racing Team | Peugeot RCZ Cup | 5 | 11 | 7 | 7 |
| 403 | Spirit Racing | Renault Clio RS 2.0 16V | 12 | 20 | 9 | 13 |
| 402 | Traxx Racing Team | Peugeot RCZ Cup | 21 | 21 | 1 | 8 |
| SS1 | | | | | | |
| 204 | Munckhof Racing | BMW Z4 Coupe GTR | 1 | 4 | 4 | 4 |
| 245 | Harders Plaza | BMW | 5 | 21 | 17 | 17 |
| 204 | Munckhof Racing | BMW Z4 Coupe GTR | 22 | 23 | 2 | 6 |
| SS2 | | | | | | |
| 324 | West Suffolk Racing | BMW E90 | 1 | 10 | 10 | 10 |
| 311 | Spork Racing Team | Seat Leon Supercopa | 11 | 19 | 9 | 9 |
| 324 | West Suffolk Racing | BMW E90 | 20 | 23 | 4 | 14 |



SUPERCAR CHALLENGE
SPA EURO RACE
RACE 1

Fastest Lap Sequence

| Practice Time | Team | Car | Class | Driver | Time | Kph | |
|---------------|-------------------|-------------------|-------|-------------------------|-----------------|-------|---|
| 5:00.286 | 111 JR Motorsport | BMW M4 Silhouette | GT | Ward/Bas Sluys/Schouten | 2:28.930 | 169.3 | 2 |
| 18:09.020 | 111 JR Motorsport | BMW M4 Silhouette | GT | Ward/Bas Sluys/Schouten | 2:28.725 | 169.5 | 7 |



SUPERCAR CHALLENGE


SPA EURO RACE

RACE 1

Analysis by lap

■ Lapped

| Nr | Lap Time | Gap | Nr | Lap Time | Gap | Nr | Lap Time | Gap | Nr | Lap Time | Gap | Nr | Lap Time | Gap |
|---------------|----------|--------|---------------|----------|----------|--------------|----------|----------|--------------|----------|----------|--------------|------------|----------|
| Lap 1 | | | 217 | 2:42.930 | 32.818 | 357 | 2:55.860 | 1:29.584 | 245 | 3:18.712 | 56.006 | 299 | 3:17.402 | 2:15.269 |
| 111 | 2:31.356 | | 210 | 2:43.208 | 34.728 | 403 | 2:54.862 | 1:29.644 | 204 | 3:19.718 | 56.781 | Lap 7 | | |
| 152 | 2:34.081 | 2.725 | 262 | 2:48.073 | 36.632 | 401 | 3:00.399 | 1:45.258 | 201 | 3:23.953 | 1:02.591 | 111 | 2:28.725 | |
| 107 | 2:34.458 | 3.102 | 109 | 2:43.372 | 38.605 | 423 | 3:02.474 | 1:48.439 | 324 | 3:19.509 | 1:04.578 | 357 | 2:52.790 | 1 Lap |
| 151 | 2:38.264 | 6.908 | 208 | 2:44.137 | 40.408 | 413 | 3:01.571 | 1:48.576 | 210 | 3:19.022 | 1:07.493 | 354 | 2:53.388 | 1 Lap |
| 108 | 2:38.675 | 7.319 | 222 | 2:44.137 | 40.929 | 402 | 2:54.790 | 1:49.774 | 217 | 3:21.925 | 1:09.631 | 107 | 2:31.343 | 10.528 |
| 123 | 2:38.675 | 7.319 | 311 | 2:47.546 | 41.248 | Lap 4 | | | 262 | 3:17.194 | 1:10.834 | 152 | 2:33.693 | 21.604 |
| 121 | 2:39.519 | 8.163 | 306 | 2:45.165 | 42.619 | 111 | 2:30.364 | | 222 | 3:13.164 | 1:13.121 | 123 | 2:32.670 | 22.222 |
| 113 | 2:42.358 | 11.002 | 205 | 2:47.349 | 45.586 | 107 | 2:30.180 | 5.806 | 246 | 3:15.057 | 1:13.918 | 402 | 2:53.645 | 1 Lap |
| 169 | 2:43.298 | 11.942 | 246 | 2:41.410 | 47.160 | 152 | 2:31.611 | 10.379 | 109 | 3:17.410 | 1:18.273 | 121 | 2:33.741 | 33.033 |
| 204 | 2:45.868 | 14.512 | 355 | 2:48.261 | 48.211 | 123 | 2:32.186 | 16.613 | 311 | 3:18.089 | 1:22.566 | 151 | 2:36.004 | 36.211 |
| 259 | 2:46.143 | 14.787 | 351 | 2:49.244 | 48.496 | 108 | 2:32.244 | 18.414 | 306 | 3:18.675 | 1:25.480 | 169 | 2:35.202 | 37.680 |
| 201 | 2:46.470 | 15.114 | 299 | 2:46.601 | 49.110 | 121 | 2:32.622 | 23.842 | 299 | 3:18.182 | 1:29.141 | 403 | 2:54.494 | 1 Lap |
| 245 | 2:47.289 | 15.933 | 305 | 2:48.291 | 49.668 | 113 | 2:34.356 | 27.780 | 305 | 3:16.231 | 1:29.949 | 113 | 2:33.741 | 33.033 |
| 262 | 2:48.845 | 17.489 | 352 | 2:50.010 | 53.044 | 371 | 4:07.820 | 1 Lap | 205 | 3:16.166 | 1:33.567 | 151 | 2:36.004 | 36.211 |
| 324 | 2:49.654 | 18.298 | 360 | 2:53.368 | 55.578 | 151 | 2:35.885 | 28.464 | 208 | 3:25.196 | 1:34.204 | 169 | 2:35.202 | 37.680 |
| 217 | 2:50.174 | 18.818 | 358 | 2:51.933 | 56.373 | 169 | 2:34.699 | 29.281 | 355 | 3:10.099 | 1:37.184 | 401 | 3:02.454 | 1 Lap |
| 210 | 2:51.806 | 20.450 | 354 | 2:54.324 | 1:02.048 | 204 | 2:39.616 | 46.141 | 351 | 3:08.228 | 1:38.230 | 413 | 2:59.993 | 1 Lap |
| 311 | 2:53.988 | 22.632 | 357 | 2:55.876 | 1:03.017 | 245 | 2:39.251 | 46.372 | 352 | 3:03.905 | 1:41.004 | 423 | 3:06.423 | 1 Lap |
| 109 | 2:55.519 | 24.163 | 403 | 2:55.390 | 1:04.075 | 201 | 2:40.983 | 47.716 | 360 | 3:03.588 | 1:42.201 | 245 | 2:37.424 | 1:12.164 |
| 208 | 2:56.557 | 25.201 | 401 | 3:01.200 | 1:14.152 | 324 | 2:40.454 | 54.147 | 357 | 2:55.987 | 2:09.975 | 204 | 2:39.896 | 1:16.236 |
| 222 | 2:57.078 | 25.722 | 423 | 3:02.763 | 1:15.258 | 217 | 2:41.193 | 56.784 | 354 | 2:58.886 | 2:11.845 | 201 | 2:38.452 | 1:19.870 |
| 306 | 2:57.740 | 26.384 | 413 | 3:02.352 | 1:16.298 | 210 | 2:40.517 | 57.549 | 402 | 2:52.983 | 2:29.789 | 324 | 2:40.843 | 1:26.333 |
| 205 | 2:58.523 | 27.167 | 371 | 3:05.904 | 1:19.908 | 262 | 2:41.853 | 1:02.718 | Lap 6 | | | 210 | 2:39.672 | 1:28.076 |
| 351 | 2:59.538 | 28.182 | 402 | 2:54.516 | 1:24.277 | 246 | 2:39.644 | 1:07.939 | 111 | 2:31.274 | | 246 | 2:37.418 | 1:30.613 |
| 355 | 3:00.236 | 28.880 | Lap 3 | | | 222 | 2:43.678 | 1:09.035 | 403 | 3:06.406 | 1 Lap | 262 | 2:40.887 | 1:34.846 |
| 305 | 3:01.663 | 30.307 | 111 | 2:29.293 | | 109 | 2:46.954 | 1:09.941 | 401 | 3:01.114 | 1 Lap | 217 | 2:44.301 | 1:36.026 |
| 360 | 3:02.496 | 31.140 | 107 | 2:30.082 | 5.990 | 311 | 2:45.395 | 1:13.555 | 107 | 2:30.689 | 7.910 | 222 | 2:42.058 | 1:37.377 |
| 299 | 3:02.795 | 31.439 | 152 | 2:31.546 | 9.132 | 306 | 2:47.964 | 1:15.883 | 413 | 2:58.479 | 1 Lap | 109 | 2:44.778 | 1:48.434 |
| 352 | 3:03.320 | 31.964 | 123 | 2:31.433 | 14.791 | 208 | 2:53.513 | 1:18.086 | 152 | 2:33.009 | 16.636 | 311 | 2:43.745 | 1:49.804 |
| 358 | 3:04.726 | 33.370 | 108 | 2:31.587 | 16.534 | 299 | 2:46.233 | 1:20.037 | 423 | 3:07.698 | 1 Lap | 305 | 2:45.284 | 2:00.507 |
| 246 | 3:06.036 | 34.680 | 121 | 2:35.173 | 21.584 | 305 | 2:46.614 | 1:22.796 | 123 | 2:31.091 | 18.277 | 205 | 2:49.374 | 2:11.775 |
| 357 | 3:07.427 | 36.071 | 151 | 2:36.702 | 22.943 | 205 | 2:51.988 | 1:26.479 | 121 | 2:31.234 | 19.327 | 355 | 2:48.725 | 2:13.961 |
| 354 | 3:08.010 | 36.654 | 113 | 2:35.297 | 23.788 | 355 | 2:57.566 | 1:36.163 | 108 | 2:31.886 | 20.753 | 351 | 2:47.993 | 2:15.079 |
| 403 | 3:08.971 | 37.615 | 169 | 2:35.687 | 24.946 | 351 | 2:59.807 | 1:39.080 | 113 | 2:34.281 | 28.017 | 208 | 2:49.951 | 2:19.543 |
| 423 | 3:12.781 | 41.425 | 204 | 2:40.222 | 36.889 | 352 | 3:02.050 | 1:46.177 | 151 | 2:33.792 | 28.932 | 360 | 2:49.518 | 2:21.834 |
| 401 | 3:13.238 | 41.882 | 201 | 2:39.887 | 37.097 | 360 | 3:00.509 | 1:47.691 | 169 | 2:34.774 | 31.203 | 352 | 2:56.902 | 2:28.295 |
| 413 | 3:14.232 | 42.876 | 245 | 2:39.570 | 37.485 | 354 | 3:23.363 | 2:22.037 | 245 | 2:38.733 | 1:03.465 | Lap 8 | | |
| 371 | 3:14.290 | 42.934 | 324 | 2:41.388 | 44.057 | 357 | 3:23.846 | 2:23.066 | 204 | 2:39.558 | 1:05.065 | 111 | 2:28.808 | |
| 402 | 3:30.047 | 58.691 | 217 | 2:42.430 | 45.955 | 403 | 3:36.839 | 2:36.119 | 201 | 2:38.826 | 1:10.143 | 107 | 2:31.363 | 13.083 |
| Lap 2 | | | 210 | 2:41.961 | 47.396 | 401 | 3:28.976 | 2:43.870 | 324 | 2:40.911 | 1:14.215 | 152 | 2:33.001 | 25.797 |
| 111 | 2:28.930 | | 262 | 2:43.890 | 51.229 | 402 | 3:26.474 | 2:45.884 | 210 | 2:40.910 | 1:17.129 | 123 | 2:32.464 | 25.878 |
| 107 | 2:31.029 | 5.201 | 109 | 2:44.039 | 53.351 | 413 | 3:31.746 | 2:49.958 | 217 | 2:42.093 | 1:20.450 | 121 | 2:31.966 | 26.988 |
| 152 | 2:33.084 | 6.879 | 208 | 2:43.822 | 54.937 | 423 | 3:32.182 | 2:50.257 | 246 | 2:39.276 | 1:21.920 | 357 | 2:53.394 | 1 Lap |
| 123 | 2:34.262 | 12.651 | 222 | 2:44.085 | 55.721 | Lap 5 | | | 262 | 2:43.124 | 1:22.684 | 108 | 2:32.584 | 29.775 |
| 108 | 2:35.851 | 14.240 | 306 | 2:44.957 | 58.283 | 111 | 3:09.078 | | 222 | 2:42.197 | 1:24.044 | 113 | 2:35.228 | 39.453 |
| 151 | 2:37.556 | 15.534 | 311 | 2:46.569 | 58.524 | 107 | 3:11.767 | 8.495 | 109 | 2:45.382 | 1:32.381 | 354 | 3:03.664 | 1 Lap |
| 121 | 2:36.471 | 15.704 | 246 | 2:40.792 | 58.659 | 152 | 3:13.600 | 14.901 | 311 | 2:43.492 | 1:34.784 | 169 | 2:35.167 | 44.039 |
| 113 | 2:35.712 | 17.784 | 299 | 2:44.351 | 1:04.168 | 123 | 3:10.925 | 18.460 | 306 | 2:44.748 | 1:38.954 | 402 | 2:54.055 | 1 Lap |
| 169 | 2:35.540 | 18.552 | 205 | 2:48.562 | 1:04.855 | 108 | 3:04.603 | 19.367 | 305 | 2:45.273 | 1:43.948 | 403 | 2:53.268 | 1 Lap |
| 204 | 2:40.378 | 25.960 | 305 | 2:46.171 | 1:06.546 | 113 | 3:06.308 | 25.010 | 205 | 2:48.833 | 1:51.126 | 151 | 2:45.334 | 52.737 |
| 201 | 2:40.319 | 26.503 | 355 | 2:50.043 | 1:08.961 | 109 | 3:07.028 | 26.414 | 355 | 2:48.051 | 1:53.961 | 401 | 2:57.818 | 1 Lap |
| 259 | 2:40.778 | 26.635 | 351 | 2:50.434 | 1:09.637 | 169 | 3:07.500 | 27.703 | 351 | 2:48.855 | 1:55.811 | 413 | 2:57.738 | 1 Lap |
| 245 | 2:40.205 | 27.208 | 352 | 2:50.740 | 1:14.491 | Lap 6 | | | 208 | 2:55.387 | 1:58.317 | 245 | 2:38.639 | 1:21.995 |
| 324 | 2:42.594 | 31.962 | 360 | 2:51.261 | 1:17.546 | 222 | 2:42.983 | 1:20.450 | 352 | 2:50.388 | 2:00.118 | 204 | 2:41.081 | 1:28.509 |
| Lap 3 | | | 354 | 2:56.283 | 1:29.038 | 246 | 2:39.644 | 1:07.939 | 360 | 2:50.114 | 2:01.041 | Lap 7 | | |
| Lap 4 | | | Lap 5 | | | 222 | 2:43.678 | 1:09.035 | 111 | 2:28.725 | | 357 | 2:52.790 | 1 Lap |
| Lap 5 | | | Lap 6 | | | 109 | 2:46.954 | 1:09.941 | 401 | 3:02.454 | 1 Lap | 354 | 2:53.388 | 1 Lap |
| Lap 6 | | | Lap 7 | | | 311 | 2:45.395 | 1:13.555 | 107 | 2:31.343 | 10.528 | 152 | 2:33.693 | 21.604 |
| Lap 7 | | | Lap 8 | | | 306 | 2:47.964 | 1:15.883 | 413 | 2:59.993 | 1 Lap | 123 | 2:32.670 | 22.222 |
| Lap 8 | | | Lap 9 | | | 208 | 2:53.513 | 1:18.086 | 152 | 2:33.009 | 16.636 | 402 | 2:53.645 | 1 Lap |
| Lap 9 | | | Lap 10 | | | 299 | 2:46.233 | 1:20.037 | 423 | 3:07.698 | 1 Lap | 121 | 2:33.228 | 23.830 |
| Lap 10 | | | Lap 11 | | | 305 | 2:46.614 | 1:22.796 | 123 | 2:31.091 | 18.277 | 108 | 2:33.971 | 25.999 |
| Lap 11 | | | Lap 12 | | | 205 | 2:51.988 | 1:26.479 | 121 | 2:31.234 | 19.327 | 403 | 2:54.494 | 1 Lap |
| Lap 12 | | | Lap 13 | | | 355 | 2:57.566 | 1:36.163 | 108 | 2:31.886 | 20.753 | 113 | 2:33.741 | 33.033 |
| Lap 13 | | | Lap 14 | | | 351 | 2:59.807 | 1:39.080 | 113 | 2:34.281 | 28.017 | 151 | 2:36.004 | 36.211 |
| Lap 14 | | | Lap 15 | | | 352 | 3:02.050 | 1:46.177 | 151 | 2:33.792 | 28.932 | 169 | 2:35.202 | 37.680 |
| Lap 15 | | | Lap 16 | | | 360 | 3:00.509 | 1:47.691 | 169 | 2:34.774 | 31.203 | 401 | 3:02.454 | 1 Lap |
| Lap 16 | | | Lap 17 | | | 354 | 3:23.363 | 2:22.037 | 245 | 2:38.733 | 1:03.465 | 413 | 2:59.993 | 1 Lap |
| Lap 17 | | | Lap 18 | | | 357 | 3:23.846 | 2:23.066 | 204 | 2:39.558 | 1:05.065 | 423 | 3:06.423 | 1 Lap |
| Lap 18 | | | Lap 19 | | | 403 | 3:36.839 | 2:36.119 | 201 | 2:38.826 | 1:10.143 | 245 | 2:37.424 | 1:12.164 |
| Lap 19 | | | Lap 20 | | | 401 | 3:28.976 | 2:43.870 | 324 | 2:40.911 | 1:14.215 | 204 | 2:39.896 | 1:16.236 |
| Lap 20 | | | Lap 21 | | | 402 | 3:26.474 | 2:45.884 | 210 | 2:40.910 | 1:17.129 | 201 | 2:38.452</ | |



SUPERCAR CHALLENGE

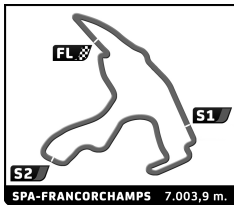
SPA EURO RACE

RACE 1

Analysis by lap

■ Lapped

| Nr | Lap Time | Gap | Nr | Lap Time | Gap | Nr | Lap Time | Gap | Nr | Lap Time | Gap | Nr | Lap Time | Gap |
|---------------|----------|----------|-----|----------|----------|-----|----------|----------|-----|----------|----------|-----|----------|----------|
| 423 | 3:04.825 | 1 Lap | 121 | 2:40.335 | 38.181 | 357 | 4:16.259 | 1 Lap | 169 | 2:37.703 | 50.538 | 123 | 2:32.718 | 15.414 |
| 201 | 2:41.366 | 1:32.428 | 123 | 2:42.448 | 40.014 | 354 | 2:54.833 | 1 Lap | 151 | 2:33.133 | 53.719 | 121 | 2:33.806 | 21.062 |
| 324 | 2:42.298 | 1:39.823 | 299 | 8:26.080 | 3 Laps | 205 | 2:48.316 | 3:13.237 | 262 | 2:41.943 | 55.161 | 107 | 2:32.692 | 23.179 |
| 246 | 2:38.211 | 1:40.016 | 113 | 2:43.225 | 56.270 | 423 | 3:14.478 | 1 Lap | 113 | 2:36.140 | 55.583 | 403 | 2:55.339 | 2 Laps |
| 210 | 2:41.156 | 1:40.424 | 357 | 2:59.568 | 1 Lap | 413 | 2:57.776 | 1 Lap | 108 | 2:32.411 | 56.508 | 109 | 2:44.917 | 1 Lap |
| 262 | 2:40.108 | 1:46.146 | 402 | 2:53.488 | 1 Lap | 299 | 2:42.447 | 2 Laps | 246 | 2:56.656 | 59.079 | 311 | 2:44.978 | 1 Lap |
| 217 | 2:41.065 | 1:48.283 | 403 | 2:53.833 | 1 Lap | 208 | 2:48.840 | 3:29.921 | 423 | 4:20.399 | 2 Laps | 324 | 2:43.217 | 1 Lap |
| 222 | 2:43.150 | 1:51.719 | 245 | 2:38.964 | 1:38.455 | 360 | 3:03.316 | 3:44.555 | 355 | 2:48.913 | 1 Lap | 402 | 2:52.986 | 2 Laps |
| 109 | 2:43.949 | 2:03.575 | 204 | 2:40.954 | 1:47.301 | 109 | 2:43.676 | 3:59.031 | 360 | 4:22.343 | 1 Lap | 152 | 2:33.096 | 48.546 |
| 311 | 2:44.317 | 2:05.313 | 201 | 2:41.806 | 1:52.898 | 311 | 2:43.998 | 4:00.916 | 351 | 2:49.150 | 1 Lap | 151 | 2:30.959 | 49.807 |
| 305 | 2:45.547 | 2:17.246 | 246 | 2:38.293 | 1:56.769 | | | | 352 | 2:56.025 | 1 Lap | 169 | 2:35.034 | 55.078 |
| 205 | 2:47.058 | 2:30.025 | 210 | 2:39.765 | 2:00.192 | | | | 357 | 2:53.088 | 1 Lap | 108 | 2:32.647 | 56.325 |
| Lap 9 | | | | | | | | | | | | | | |
| 111 | 2:31.767 | | 107 | 4:12.577 | 2:02.354 | 111 | 4:01.627 | | 204 | 4:02.889 | 2:10.558 | 108 | 2:32.647 | 56.325 |
| 355 | 2:48.139 | 1 Lap | 401 | 3:00.338 | 1 Lap | 111 | 4:01.627 | | 201 | 2:40.311 | 2:12.286 | 305 | 2:48.747 | 1 Lap |
| 351 | 2:47.740 | 1 Lap | 262 | 2:40.977 | 2:06.201 | 324 | 4:38.580 | 1 Lap | 151 | 2:40.311 | 2:12.286 | 113 | 2:34.733 | 1:00.338 |
| 360 | 2:49.731 | 1 Lap | 217 | 2:42.304 | 2:10.243 | 245 | 2:39.338 | 16.067 | 305 | 4:02.814 | 1 Lap | 401 | 3:01.455 | 2 Laps |
| 208 | 2:53.171 | 1 Lap | 324 | 2:51.925 | 2:14.587 | 305 | 4:02.814 | 1 Lap | 123 | 2:31.002 | 17.861 | 205 | 2:58.268 | 1 Lap |
| 107 | 2:38.898 | 20.214 | 222 | 2:42.928 | 2:15.433 | 123 | 2:31.002 | 17.861 | 121 | 2:32.658 | 19.933 | 355 | 2:52.240 | 1 Lap |
| 152 | 2:33.560 | 27.590 | 169 | 3:52.138 | 2:15.617 | 107 | 2:31.718 | 25.441 | 107 | 2:31.718 | 25.441 | 208 | 2:42.582 | 1 Lap |
| 123 | 2:33.892 | 28.003 | 352 | 2:58.771 | 1 Lap | 246 | 2:40.572 | 35.362 | 246 | 2:40.572 | 35.362 | 360 | 2:48.815 | 1 Lap |
| 121 | 2:33.062 | 28.283 | 108 | 4:22.130 | 2:29.435 | 210 | 2:40.748 | 39.505 | 210 | 2:40.748 | 39.505 | 413 | 3:02.524 | 2 Laps |
| 108 | 2:39.734 | 37.742 | 151 | 2:32.391 | 2:32.334 | 204 | 2:51.890 | 40.608 | 204 | 2:51.890 | 40.608 | 245 | 4:05.737 | 2:09.686 |
| 113 | 2:35.796 | 43.482 | | | | 169 | 2:34.590 | 45.774 | 169 | 2:34.590 | 45.774 | 423 | 3:05.851 | 2 Laps |
| 357 | 2:54.788 | 1 Lap | | | | 262 | 2:41.050 | 46.157 | 262 | 2:41.050 | 46.157 | 204 | 2:39.930 | 2:23.801 |
| 169 | 2:41.644 | 53.916 | | | | 152 | 4:17.381 | 47.741 | 152 | 4:17.381 | 47.741 | 201 | 2:40.026 | 2:25.796 |
| 402 | 2:53.265 | 1 Lap | | | | 113 | 2:37.136 | 52.382 | 113 | 2:37.136 | 52.382 | | | |
| 403 | 2:53.080 | 1 Lap | | | | 151 | 2:30.703 | 53.525 | 151 | 2:30.703 | 53.525 | | | |
| 245 | 2:39.700 | 1:29.928 | | | | 108 | 2:33.465 | 57.036 | 108 | 2:33.465 | 57.036 | | | |
| 401 | 2:58.031 | 1 Lap | | | | 355 | 2:48.855 | 1 Lap | 355 | 2:48.855 | 1 Lap | | | |
| 413 | 2:57.475 | 1 Lap | | | | 351 | 2:49.425 | 1 Lap | 351 | 2:49.425 | 1 Lap | | | |
| 204 | 2:40.042 | 1:36.784 | | | | 401 | 3:08.092 | 1 Lap | 401 | 3:08.092 | 1 Lap | | | |
| 201 | 2:40.868 | 1:41.529 | | | | 352 | 2:56.563 | 1 Lap | 352 | 2:56.563 | 1 Lap | | | |
| 246 | 2:40.664 | 1:48.913 | | | | 357 | 2:52.992 | 1 Lap | 357 | 2:52.992 | 1 Lap | | | |
| 210 | 2:42.207 | 1:50.864 | | | | 354 | 2:53.083 | 1 Lap | 354 | 2:53.083 | 1 Lap | | | |
| 324 | 2:45.043 | 1:53.099 | | | | 201 | 4:03.490 | 2:04.914 | 201 | 4:03.490 | 2:04.914 | | | |
| 262 | 2:41.282 | 1:55.661 | | | | 205 | 3:00.159 | 2:11.769 | 205 | 3:00.159 | 2:11.769 | | | |
| 352 | 4:29.916 | 1 Lap | | | | 403 | 4:14.830 | 1 Lap | 403 | 4:14.830 | 1 Lap | | | |
| 217 | 2:41.860 | 1:58.376 | | | | 299 | 2:51.740 | 2 Laps | 299 | 2:51.740 | 2 Laps | | | |
| 222 | 2:42.990 | 2:02.942 | | | | 217 | 4:05.208 | 2:26.366 | 217 | 4:05.208 | 2:26.366 | | | |
| 423 | 3:07.955 | 1 Lap | | | | 413 | 3:04.703 | 1 Lap | 413 | 3:04.703 | 1 Lap | | | |
| 354 | 4:13.289 | 1 Lap | | | | 222 | 3:59.440 | 2:28.362 | 222 | 3:59.440 | 2:28.362 | | | |
| 109 | 2:52.694 | 2:24.502 | | | | 208 | 3:00.827 | 2:29.121 | 208 | 3:00.827 | 2:29.121 | | | |
| 311 | 2:51.942 | 2:25.488 | | | | | | | | | | | | |
| 151 | 4:09.410 | 2:30.380 | | | | | | | | | | | | |
| Lap 10 | | | | | | | | | | | | | | |
| 111 | 2:30.437 | | 201 | 2:49.812 | 2:03.051 | 111 | 2:32.939 | | 204 | 2:40.243 | 2:17.269 | 108 | 2:35.258 | 57.762 |
| 305 | 2:47.257 | 1 Lap | 262 | 2:40.192 | 2:06.734 | 109 | 2:43.823 | 1 Lap | 201 | 2:40.414 | 2:19.168 | 113 | 2:37.770 | 1:04.287 |
| 205 | 2:48.147 | 1 Lap | 169 | 2:36.853 | 2:12.811 | 311 | 2:43.673 | 1 Lap | 151 | 2:40.311 | 1 Lap | 402 | 2:55.344 | 2 Laps |
| 355 | 2:56.385 | 1 Lap | 113 | 4:00.262 | 2:16.873 | 123 | 2:31.733 | 16.655 | 352 | 2:58.031 | 1 Lap | 305 | 2:46.441 | 1 Lap |
| 351 | 2:57.096 | 1 Lap | 355 | 4:34.529 | 1 Lap | 121 | 2:33.365 | 20.359 | 357 | 2:54.509 | 1 Lap | 401 | 2:59.273 | 2 Laps |
| 360 | 2:49.846 | 1 Lap | 217 | 2:52.201 | 2:22.785 | 324 | 2:43.278 | 1 Lap | | | | 205 | 2:56.556 | 1 Lap |
| 152 | 2:34.130 | 31.283 | 151 | 2:31.774 | 2:24.449 | 245 | 2:40.385 | 23.513 | | | | 208 | 2:43.520 | 1 Lap |
| 208 | 2:50.577 | 1 Lap | 108 | 2:35.422 | 2:25.198 | 107 | 2:31.690 | 24.192 | | | | 355 | 2:49.823 | 1 Lap |
| | | | 401 | 3:03.252 | 1 Lap | 305 | 2:47.206 | 1 Lap | | | | 360 | 2:49.240 | 1 Lap |
| | | | 222 | 2:54.775 | 2:30.549 | 210 | 2:40.545 | 47.111 | | | | 245 | 2:43.674 | 2:19.539 |
| | | | 351 | 4:44.352 | 1 Lap | 152 | 2:34.943 | 49.745 | | | | 413 | 2:57.422 | 2 Laps |
| | | | 352 | 2:57.066 | 1 Lap | | | | | | | 204 | 2:41.577 | 2:31.557 |
| Lap 11 | | | | | | | | | | | | | | |
| | | | | | | | | | | | | | | |
| Lap 12 | | | | | | | | | | | | | | |
| | | | | | | | | | | | | | | |
| Lap 13 | | | | | | | | | | | | | | |
| | | | | | | | | | | | | | | |
| Lap 14 | | | | | | | | | | | | | | |
| | | | | | | | | | | | | | | |
| Lap 15 | | | | | | | | | | | | | | |
| | | | | | | | | | | | | | | |
| Lap 16 | | | | | | | | | | | | | | |
| | | | | | | | | | | | | | | |




SUPERCAR CHALLENGE
SPA EURO RACE
RACE 1

Analysis by lap

Lapped

| Nr | Lap Time | Gap | Nr | Lap Time | Gap | Nr | Lap Time | Gap | Nr | Lap Time | Gap | Nr | Lap Time | Gap | | | | | | |
|--------|----------|----------|--------|----------|----------|--------|----------|----------|-----|----------|----------|--------|----------|----------|-----|----------|----------|-----|----------|----------|
| 201 | 2:40.870 | 2:32.845 | 324 | 2:43.025 | 1 Lap | 262 | 2:41.080 | 1 Lap | 107 | 2:32.049 | 16.751 | Lap 24 | | | | | | | | |
| Lap 17 | | | | | | | | | | | | 111 | 2:33.374 | | | | | | | |
| 111 | 2:33.746 | | 109 | 2:47.583 | 1 Lap | 299 | 2:43.321 | 4 Laps | 208 | 2:43.801 | 2 Laps | 109 | 2:51.148 | 2 Laps | | | | | | |
| 210 | 2:40.307 | 1 Lap | 403 | 2:54.238 | 2 Laps | 152 | 2:34.500 | 57.369 | 245 | 2:43.810 | 1 Lap | 123 | 2:34.068 | 16.644 | | | | | | |
| 423 | 3:07.355 | 3 Laps | 402 | 2:52.110 | 2 Laps | 108 | 2:34.229 | 1:00.356 | 204 | 2:42.526 | 1 Lap | 107 | 2:33.500 | 19.858 | | | | | | |
| 123 | 2:33.006 | 15.299 | 305 | 2:57.619 | 1 Lap | 217 | 2:43.178 | 1 Lap | 151 | 2:31.733 | 38.856 | 151 | 2:32.356 | 37.018 | | | | | | |
| 262 | 2:41.060 | 1 Lap | 357 | 3:57.519 | 2 Laps | 222 | 2:43.375 | 1 Lap | 201 | 2:41.513 | 1 Lap | 305 | 2:49.386 | 2 Laps | | | | | | |
| 121 | 2:32.914 | 20.658 | 401 | 3:00.691 | 2 Laps | 169 | 2:36.203 | 1:08.553 | 210 | 2:38.948 | 1 Lap | 354 | 2:55.425 | 3 Laps | | | | | | |
| 107 | 2:33.689 | 21.656 | 208 | 2:41.270 | 1 Lap | 413 | 2:58.651 | 3 Laps | 360 | 2:46.704 | 2 Laps | 352 | 2:58.716 | 3 Laps | | | | | | |
| Lap 19 | | | | | | | | | | | | 402 | 2:53.605 | 3 Laps | | | | | | |
| 299 | 2:45.101 | 4 Laps | Lap 19 | | | | | | | | | | | | 208 | 2:44.866 | 2 Laps | | | |
| 222 | 2:41.437 | 1 Lap | 111 | 2:33.432 | | 311 | 2:46.224 | 1 Lap | 108 | 2:33.515 | 1:00.680 | 403 | 2:57.371 | 3 Laps | | | | | | |
| 217 | 2:47.851 | 1 Lap | 245 | 2:42.084 | 1 Lap | 324 | 2:44.401 | 1 Lap | 357 | 2:59.548 | 3 Laps | 204 | 2:40.122 | 1 Lap | | | | | | |
| 352 | 2:56.435 | 2 Laps | 204 | 2:40.113 | 1 Lap | 109 | 2:48.953 | 1 Lap | 355 | 2:52.636 | 2 Laps | 245 | 2:43.256 | 1 Lap | | | | | | |
| 151 | 2:31.021 | 46.374 | 205 | 2:54.615 | 2 Laps | 423 | 3:07.029 | 3 Laps | 169 | 2:37.123 | 1:15.314 | 201 | 2:42.471 | 1 Lap | | | | | | |
| 354 | 2:54.106 | 2 Laps | 360 | 2:50.092 | 2 Laps | 352 | 2:57.314 | 2 Laps | 205 | 2:53.771 | 2 Laps | 210 | 2:39.253 | 1 Lap | | | | | | |
| 152 | 2:35.053 | 52.189 | 201 | 2:41.428 | 1 Lap | 403 | 2:54.015 | 2 Laps | 113 | 2:36.651 | 1:17.436 | 152 | 2:33.238 | 1:00.134 | | | | | | |
| 357 | 3:10.660 | 2 Laps | 123 | 2:33.555 | 14.456 | 354 | 3:04.497 | 2 Laps | 401 | 3:03.353 | 3 Laps | 108 | 2:33.071 | 1:00.698 | | | | | | |
| 108 | 2:35.578 | 59.594 | 107 | 2:31.981 | 18.358 | 402 | 2:51.977 | 2 Laps | 222 | 2:41.907 | 1 Lap | 423 | 3:07.098 | 4 Laps | | | | | | |
| 311 | 2:46.169 | 1 Lap | 355 | 2:52.104 | 2 Laps | 305 | 2:49.368 | 1 Lap | 217 | 2:44.518 | 1 Lap | 262 | 2:41.185 | 1 Lap | | | | | | |
| 169 | 2:37.567 | 1:01.105 | 121 | 2:32.066 | 19.081 | Lap 21 | | | | | | | | | | | | 113 | 2:36.993 | 1:23.434 |
| 324 | 2:45.547 | 1 Lap | 210 | 2:39.820 | 1 Lap | 111 | 2:32.553 | | 111 | 2:32.553 | | 169 | 2:33.388 | 1:24.247 | | | | | | |
| 113 | 2:36.600 | 1:07.141 | 262 | 2:41.211 | 1 Lap | 123 | 2:33.196 | 16.114 | 208 | 2:44.132 | 2 Laps | 360 | 2:48.564 | 2 Laps | | | | | | |
| 109 | 2:53.942 | 1 Lap | 151 | 2:32.339 | 42.460 | 208 | 2:44.132 | 2 Laps | 107 | 2:32.539 | 18.317 | 222 | 2:40.140 | 1 Lap | | | | | | |
| 403 | 2:55.601 | 2 Laps | 413 | 2:58.049 | 3 Laps | 107 | 2:32.539 | 18.317 | 245 | 2:43.613 | 1 Lap | 217 | 2:43.901 | 1 Lap | | | | | | |
| 402 | 2:51.670 | 2 Laps | 299 | 2:42.177 | 4 Laps | 245 | 2:43.613 | 1 Lap | 204 | 2:39.262 | 1 Lap | 355 | 2:51.272 | 2 Laps | | | | | | |
| 305 | 2:53.268 | 1 Lap | 217 | 2:43.284 | 1 Lap | 204 | 2:39.262 | 1 Lap | 201 | 2:40.757 | 1 Lap | 205 | 2:56.479 | 2 Laps | | | | | | |
| 401 | 2:59.673 | 2 Laps | 222 | 2:52.689 | 1 Lap | 201 | 2:40.757 | 1 Lap | 151 | 2:31.856 | 40.738 | 357 | 2:57.499 | 3 Laps | | | | | | |
| 208 | 2:43.578 | 1 Lap | 152 | 2:36.147 | 55.176 | 151 | 2:31.856 | 40.738 | 210 | 2:41.319 | 1 Lap | 401 | 3:00.076 | 3 Laps | | | | | | |
| 205 | 2:54.863 | 1 Lap | 108 | 2:32.926 | 58.434 | 210 | 2:41.319 | 1 Lap | 360 | 2:48.041 | 2 Laps | 324 | 2:46.246 | 1 Lap | | | | | | |
| 245 | 2:42.341 | 2:28.134 | 169 | 2:35.038 | 1:04.657 | 360 | 2:48.041 | 2 Laps | 357 | 3:01.349 | 3 Laps | 311 | 2:47.123 | 1 Lap | | | | | | |
| 360 | 2:46.929 | 1 Lap | 113 | 2:35.137 | 1:09.631 | 401 | 3:01.026 | 3 Laps | 401 | 3:01.026 | 3 Laps | 413 | 2:57.878 | 3 Laps | | | | | | |
| Lap 18 | | | | | | | | | | | | 262 | 2:40.450 | 1 Lap | | | | | | |
| 111 | 2:33.992 | | 311 | 2:45.277 | 1 Lap | 355 | 2:51.637 | 2 Laps | 402 | 2:54.178 | 3 Laps | 423 | 3:11.029 | 4 Laps | | | | | | |
| 355 | 2:51.979 | 2 Laps | 324 | 2:43.620 | 1 Lap | 205 | 2:54.985 | 2 Laps | 423 | 3:11.029 | 4 Laps | 151 | 2:31.512 | 38.036 | | | | | | |
| 204 | 2:40.113 | 1 Lap | 109 | 2:49.008 | 1 Lap | 152 | 2:33.218 | 58.034 | 151 | 2:31.512 | 38.036 | 208 | 2:43.375 | 2 Laps | | | | | | |
| 201 | 2:41.158 | 1 Lap | 352 | 3:07.210 | 2 Laps | 108 | 2:32.977 | 1:00.780 | 208 | 2:43.375 | 2 Laps | 204 | 2:42.925 | 1 Lap | | | | | | |
| 123 | 2:33.026 | 14.333 | 354 | 3:02.477 | 2 Laps | 299 | 2:44.338 | 4 Laps | 245 | 2:44.257 | 1 Lap | 245 | 2:44.257 | 1 Lap | | | | | | |
| 210 | 2:41.395 | 1 Lap | 403 | 2:53.718 | 2 Laps | 169 | 2:35.806 | 1:11.806 | 201 | 2:40.416 | 1 Lap | 201 | 2:40.416 | 1 Lap | | | | | | |
| 413 | 2:59.081 | 3 Laps | 402 | 2:51.665 | 2 Laps | 222 | 2:41.338 | 1 Lap | 210 | 2:38.520 | 1 Lap | 210 | 2:38.520 | 1 Lap | | | | | | |
| 107 | 2:32.145 | 19.809 | 305 | 2:47.438 | 1 Lap | 113 | 2:34.801 | 1:14.400 | 152 | 2:32.892 | 1:00.270 | 152 | 2:32.892 | 1:00.270 | | | | | | |
| 121 | 2:33.781 | 20.447 | Lap 20 | | | | | | | | | | | | 108 | 2:32.653 | 1:01.001 | | | |
| 262 | 2:41.875 | 1 Lap | 111 | 2:32.307 | | 217 | 2:44.422 | 1 Lap | 360 | 2:46.145 | 2 Laps | 360 | 2:46.145 | 2 Laps | | | | | | |
| 222 | 2:42.107 | 1 Lap | 208 | 2:42.420 | 2 Laps | 413 | 2:57.866 | 3 Laps | 262 | 2:42.806 | 1 Lap | 169 | 2:36.251 | 1:19.233 | | | | | | |
| 299 | 2:46.203 | 4 Laps | 245 | 2:42.762 | 1 Lap | 324 | 2:44.250 | 1 Lap | 204 | 2:42.925 | 1 Lap | 113 | 2:34.711 | 1:19.815 | | | | | | |
| 151 | 2:31.171 | 43.553 | 123 | 2:33.322 | 15.471 | 311 | 2:46.086 | 1 Lap | 245 | 2:44.257 | 1 Lap | 222 | 2:41.565 | 1 Lap | | | | | | |
| 217 | 2:44.061 | 1 Lap | 357 | 3:05.255 | 3 Laps | 109 | 2:47.989 | 1 Lap | 169 | 2:36.251 | 1:19.233 | 355 | 2:51.848 | 2 Laps | | | | | | |
| 423 | 3:09.585 | 3 Laps | 107 | 2:32.280 | 18.331 | 423 | 3:06.281 | 3 Laps | 205 | 2:54.471 | 2 Laps | 205 | 2:54.471 | 2 Laps | | | | | | |
| 152 | 2:34.264 | 52.461 | 204 | 2:40.696 | 1 Lap | 352 | 2:57.091 | 2 Laps | 217 | 2:44.406 | 1 Lap | 217 | 2:44.406 | 1 Lap | | | | | | |
| 108 | 2:33.338 | 58.940 | 401 | 3:00.440 | 3 Laps | Lap 22 | | | | | | | | | | | | 357 | 3:03.138 | 3 Laps |
| 169 | 2:35.938 | 1:03.051 | 201 | 2:41.587 | 1 Lap | 111 | 2:33.615 | | 401 | 2:58.697 | 3 Laps | 299 | 3:13.458 | 4 Laps | | | | | | |
| 352 | 2:58.690 | 2 Laps | 360 | 2:45.794 | 2 Laps | 403 | 2:54.580 | 3 Laps | 299 | 3:13.458 | 4 Laps | 324 | 2:45.853 | 1 Lap | | | | | | |
| 113 | 2:34.777 | 1:07.926 | 210 | 2:40.381 | 1 Lap | 354 | 2:53.997 | 3 Laps | 311 | 2:47.181 | 1 Lap | 311 | 2:47.181 | 1 Lap | | | | | | |
| 311 | 2:45.228 | 1 Lap | 205 | 2:54.558 | 2 Laps | 402 | 2:52.995 | 3 Laps | 413 | 2:56.869 | 3 Laps | 413 | 2:56.869 | 3 Laps | | | | | | |
| 354 | 2:55.827 | 2 Laps | 355 | 2:50.320 | 2 Laps | 305 | 2:50.024 | 2 Laps | | | | | | | 413 | 2:56.869 | 3 Laps | | | |
| | | | | | | 151 | 2:31.282 | 41.435 | | | | | | | 413 | 2:56.869 | 3 Laps | | | |




SUPERCAR CHALLENGE SPA EURO RACE RACE 1

Sector Analysis

Personal Best Session Best B Crossing the finish line in pit lane

| Lap | D | Time | Sector 1 | Sector 2 | Sector 3 | T. Spd | Elapsed | Lap | D | Time | Sector 1 | Sector 2 | Sector 3 | T. Spd | Elapsed |
|--|----|------|-------------------|---------------|-----------------|---------------|---------|-------------|---|----------|----------|----------|---------------|--------|----------|
| 107 Team Raceart 1. Roger Grouwels Porsche 991 GT3 Cup GT | | | | | | | | 1 | 1 | 2:55.519 | 53.987 | 1:19.296 | 42.236 | 220.9 | 2:55.519 |
| | 2 | 1 | 2:43.372 | 45.996 | 1:15.870 | 41.506 | 223.6 | 5:38.891 | | | | | | | |
| | 3 | 1 | 2:44.039 | 45.409 | 1:16.817 | 41.813 | 224.1 | 8:22.930 | | | | | | | |
| | 4 | 1 | 2:46.954 | 46.049 | 1:16.841 | 44.064 | 214.3 | 11:09.884 | | | | | | | |
| | 5 | 1 | 3:17.410 | 1:16.467 | 1:18.573 | 42.370 | 179.1 | 14:27.294 | | | | | | | |
| | 6 | 1 | 2:45.382 | 45.806 | 1:17.346 | 42.230 | 227.8 | 17:12.676 | | | | | | | |
| | 7 | 1 | 2:44.778 | 45.725 | 1:16.293 | 42.760 | 216.9 | 19:57.454 | | | | | | | |
| | 8 | 1 | 2:43.949 | 45.736 | 1:16.376 | 41.837 | 227.8 | 22:41.403 | | | | | | | |
| | 9 | 1 | 2:52.694 B | 45.859 | 1:17.611 | 49.224 | 206.5 | 25:34.097 | | | | | | | |
| | 10 | 1 | 4:00.949 | 2:02.437 | 1:16.807 | 41.705 | 219.5 | 29:35.046 | | | | | | | |
| | 11 | 1 | 2:43.676 | 45.247 | 1:16.750 | 41.679 | 215.1 | 32:18.722 | | | | | | | |
| | 12 | 1 | 2:43.823 | 45.664 | 1:16.349 | 41.810 | 221.3 | 35:02.545 | | | | | | | |
| | 13 | 1 | 2:47.220 | 45.640 | 1:19.215 | 42.365 | 214.7 | 37:49.765 | | | | | | | |
| | 14 | 1 | 2:44.917 | 46.459 | 1:16.067 | 42.391 | 217.7 | 40:34.682 | | | | | | | |
| | 15 | 1 | 2:48.809 | 45.315 | 1:19.734 | 43.760 | 210.9 | 43:23.491 | | | | | | | |
| | 16 | 1 | 2:53.942 | 46.705 | 1:21.170 | 46.067 | 219.5 | 46:17.433 | | | | | | | |
| | 17 | 1 | 2:47.583 | 46.132 | 1:18.550 | 42.901 | 226.4 | 49:05.016 | | | | | | | |
| | 18 | 1 | 2:49.008 | 45.864 | 1:18.895 | 44.249 | 220.4 | 51:54.024 | | | | | | | |
| | 19 | 1 | 2:48.953 | 46.337 | 1:19.044 | 43.572 | 183.4 | 54:42.977 | | | | | | | |
| | 20 | 1 | 2:47.989 | 45.972 | 1:18.612 | 43.405 | 216.0 | 57:30.966 | | | | | | | |
| | 21 | 1 | 2:49.991 | 46.171 | 1:19.727 | 44.093 | 225.9 | 1:00:20.957 | | | | | | | |
| | 22 | 1 | 2:51.148 | 46.638 | 1:20.873 | 43.637 | 223.1 | 1:03:12.105 | | | | | | | |
| 108 JR Motorsport 1. Bob Herber t.b.a. GT | | | | | | | | 1 | 1 | 2:31.356 | 44.716 | 1:08.797 | 37.843 | 232.3 | 2:31.356 |
| | 2 | 1 | 2:28.930 | 42.853 | 1:08.202 | 37.875 | 238.4 | 5:00.286 | | | | | | | |
| | 3 | 1 | 2:29.293 | 42.614 | 1:08.705 | 37.974 | 237.9 | 7:29.579 | | | | | | | |
| | 4 | 1 | 2:30.364 | 42.541 | 1:08.749 | 39.074 | 239.5 | 9:59.943 | | | | | | | |
| | 5 | 1 | 3:09.078 | 42.507 | 1:48.275 | 38.296 | 238.9 | 13:09.021 | | | | | | | |
| | 6 | 1 | 2:31.274 | 42.460 | 1:09.379 | 39.435 | 241.1 | 15:40.295 | | | | | | | |
| | 7 | 1 | 2:28.725 | 42.474 | 1:08.079 | 38.172 | 241.6 | 18:09.020 | | | | | | | |
| | 8 | 1 | 2:28.808 | 42.291 | 1:08.386 | 38.131 | 242.2 | 20:37.828 | | | | | | | |
| | 9 | 1 | 2:31.767 | 42.310 | 1:09.783 | 39.674 | 244.9 | 23:09.595 | | | | | | | |
| | 10 | 1 | 2:30.437 | 42.425 | 1:08.860 | 39.152 | 242.2 | 25:40.032 | | | | | | | |
| | 11 | 1 | 2:39.659 B | 42.707 | 1:11.372 | 45.580 | 250.0 | 28:19.691 | | | | | | | |
| | 12 | 1 | 4:01.627 | 2:11.669 | 1:10.619 | 39.339 | 228.8 | 32:21.318 | | | | | | | |
| | 13 | 1 | 2:32.939 | 43.396 | 1:10.006 | 39.537 | 238.9 | 34:54.257 | | | | | | | |
| | 14 | 1 | 2:33.532 | 43.658 | 1:10.540 | 39.334 | 237.9 | 37:27.789 | | | | | | | |
| | 15 | 1 | 2:33.398 | 43.658 | 1:10.263 | 39.477 | 236.8 | 40:01.187 | | | | | | | |
| | 16 | 1 | 2:33.821 | 43.737 | 1:10.960 | 39.124 | 225.9 | 42:35.008 | | | | | | | |
| | 17 | 1 | 2:33.746 | 44.033 | 1:10.562 | 39.151 | 237.9 | 45:08.754 | | | | | | | |
| | 18 | 1 | 2:33.992 | 44.670 | 1:10.373 | 38.949 | 234.8 | 47:42.746 | | | | | | | |
| | 19 | 1 | 2:33.432 | 43.878 | 1:10.703 | 38.851 | 233.3 | 50:16.178 | | | | | | | |
| | 20 | 1 | 2:32.307 | 43.593 | 1:10.048 | 38.666 | 236.8 | 52:48.485 | | | | | | | |
| | 21 | 1 | 2:32.553 | 43.364 | 1:10.315 | 38.874 | 231.8 | 55:21.038 | | | | | | | |
| | 22 | 1 | 2:33.615 | 43.252 | 1:10.736 | 39.627 | 241.1 | 57:54.653 | | | | | | | |
| | 23 | 1 | 2:32.332 | 43.268 | 1:10.023 | 39.041 | 238.9 | 1:00:26.985 | | | | | | | |
| | 24 | 1 | 2:33.374 | 43.189 | 1:10.509 | 39.676 | 239.5 | 1:03:00.359 | | | | | | | |
| 109 Topper Team 1. Dirk Schulz Porsche 997 GT3 Cup GT | | | | | | | | 1 | 1 | 2:42.358 | 48.203 | 1:14.293 | 39.862 | 219.5 | 2:42.358 |
| | 2 | 1 | 2:35.712 | 43.933 | 1:12.355 | 39.424 | 247.7 | 5:18.070 | | | | | | | |
| | 3 | 1 | 2:35.297 | 43.575 | 1:12.588 | 39.134 | 248.3 | 7:53.367 | | | | | | | |
| | 4 | 1 | 2:34.356 | 43.011 | 1:12.042 | 39.303 | 246.6 | 10:27.723 | | | | | | | |
| | 5 | 1 | 3:06.308 | 44.070 | 1:42.720 | 39.518 | 183.7 | 13:34.031 | | | | | | | |
| 110 JR Motorsport 1. Ward/Bas Sluys/Schouten BMW M4 Silhouette GT | | | | | | | | 1 | 1 | 2:31.356 | 44.716 | 1:08.797 | 37.843 | 232.3 | 2:31.356 |
| | 2 | 1 | 2:28.930 | 42.853 | 1:08.202 | 37.875 | 238.4 | 5:00.286 | | | | | | | |
| | 3 | 1 | 2:29.293 | 42.614 | 1:08.705 | 37.974 | 237.9 | 7:29.579 | | | | | | | |
| | 4 | 1 | 2:30.364 | 42.541 | 1:08.749 | 39.074 | 239.5 | 9:59.943 | | | | | | | |
| | 5 | 1 | 3:09.078 | 42.507 | 1:48.275 | 38.296 | 238.9 | 13:09.021 | | | | | | | |
| | 6 | 1 | 2:31.274 | 42.460 | 1:09.379 | 39.435 | 241.1 | 15:40.295 | | | | | | | |
| | 7 | 1 | 2:28.725 | 42.474 | 1:08.079 | 38.172 | 241.6 | 18:09.020 | | | | | | | |
| | 8 | 1 | 2:28.808 | 42.291 | 1:08.386 | 38.131 | 242.2 | 20:37.828 | | | | | | | |
| | 9 | 1 | 2:31.767 | 42.310 | 1:09.783 | 39.674 | 244.9 | 23:09.595 | | | | | | | |
| | 10 | 1 | 2:30.437 | 42.425 | 1:08.860 | 39.152 | 242.2 | 25:40.032 | | | | | | | |
| | 11 | 1 | 2:39.659 B | 42.707 | 1:11.372 | 45.580 | 250.0 | 28:19.691 | | | | | | | |
| | 12 | 1 | 4:01.627 | 2:11.669 | 1:10.619 | 39.339 | 228.8 | 32:21.318 | | | | | | | |
| | 13 | 1 | 2:32.939 | 43.396 | 1:10.006 | 39.537 | 238.9 | 34:54.257 | | | | | | | |
| | 14 | 1 | 2:33.532 | 43.658 | 1:10.540 | 39.334 | 237.9 | 37:27.789 | | | | | | | |
| | 15 | 1 | 2:33.398 | 43.658 | 1:10.263 | 39.477 | 236.8 | 40:01.187 | | | | | | | |
| | 16 | 1 | 2:33.821 | 43.737 | 1:10.960 | 39.124 | 225.9 | 42:35.008 | | | | | | | |
| | 17 | 1 | 2:33.746 | 44.033 | 1:10.562 | 39.151 | 237.9 | 45:08.754 | | | | | | | |
| | 18 | 1 | 2:33.992 | 44.670 | 1:10.373 | 38.949 | 234.8 | 47:42.746 | | | | | | | |
| | 19 | 1 | 2:33.432 | 43.878 | 1:10.703 | 38.851 | 233.3 | 50:16.178 | | | | | | | |
| | 20 | 1 | 2:32.307 | 43.593 | 1:10.048 | 38.666 | 236.8 | 52:48.485 | | | | | | | |
| | 21 | 1 | 2:32.553 | 43.364 | 1:10.315 | 38.874 | 231.8 | 55:21.038 | | | | | | | |
| | 22 | 1 | 2:33.615 | 43.252 | 1:10.736 | 39.627 | 241.1 | 57:54.653 | | | | | | | |
| | 23 | 1 | 2:32.332 | 43.268 | 1:10.023 | 39.041 | 238.9 | 1:00:26.985 | | | | | | | |
| | 24 | 1 | 2:33.374 | 43.189 | 1:10.509 | 39.676 | 239.5 | 1:03:00.359 | | | | | | | |
| 111 Team Raceart 1. Edward Grouwels Porsche 991 GT3 Cup GT | | | | | | | | 1 | 1 | 2:42.358 | 48.203 | 1:14.293 | 39.862 | 219.5 | 2:42.358 |
| | 2 | 1 | 2:35.712 | 43.933 | 1:12.355 | 39.424 | 247.7 | 5:18.070 | | | | | | | |
| | 3 | 1 | 2:35.297 | 43.575 | 1:12.588 | 39.134 | 248.3 | 7:53.367 | | | | | | | |
| | 4 | 1 | 2:34.356 | 43.011 | 1:12.042 | 39.303 | 246.6 | 10:27.723 | | | | | | | |
| | 5 | 1 | 3:06.308 | 44.070 | 1:42.720 | 39.518 | 183.7 | 13:34.031 | | | | | | | |



SUPERCAR CHALLENGE
SPA EURO RACE
RACE 1

Sector Analysis

Personal Best Session Best B Crossing the finish line in pit lane


| Lap | D | Time | Sector 1 | Sector 2 | Sector 3 | T. Spd | Elapsed | Lap | D | Time | Sector 1 | Sector 2 | Sector 3 | T. Spd | Elapsed |
|-----|---|-----------------|----------|-----------------|---------------|--------|-------------|-----|---|----------|---------------|----------|----------|--------|-------------|
| 6 | 1 | 2:34.281 | 43.276 | 1:11.734 | 39.271 | 250.0 | 16:08.312 | 14 | 1 | 2:32.971 | 43.384 | 1:10.586 | 39.001 | 237.4 | 37:43.883 |
| 7 | 1 | 2:33.741 | 43.112 | 1:11.394 | 39.235 | 251.7 | 18:42.053 | 15 | 1 | 2:32.718 | 43.388 | 1:10.118 | 39.212 | 237.4 | 40:16.601 |
| 8 | 1 | 2:35.228 | 43.376 | 1:12.361 | 39.491 | 247.7 | 21:17.281 | 16 | 1 | 2:34.446 | 43.022 | 1:11.309 | 40.115 | 243.8 | 42:51.047 |
| 9 | 1 | 2:35.796 | 44.011 | 1:12.499 | 39.286 | 244.3 | 23:53.077 | 17 | 1 | 2:33.006 | 43.452 | 1:10.433 | 39.121 | 236.8 | 45:24.053 |
| 10 | 1 | 2:43.225 B | 44.884 | 1:11.981 | 47.348 | 247.7 | 26:36.302 | 18 | 1 | 2:33.026 | 43.850 | 1:10.121 | 39.055 | 234.8 | 47:57.079 |
| 11 | 1 | 4:00.262 | 2:06.586 | 1:13.873 | 39.803 | 227.4 | 30:36.564 | 19 | 1 | 2:33.555 | 43.364 | 1:10.018 | 40.173 | 236.8 | 50:30.634 |
| 12 | 1 | 2:37.136 | 43.493 | 1:13.967 | 39.676 | 248.3 | 33:13.700 | 20 | 1 | 2:33.322 | 43.928 | 1:10.144 | 39.250 | 236.8 | 53:03.956 |
| 13 | 1 | 2:36.140 | 43.744 | 1:12.439 | 39.957 | 232.3 | 35:49.840 | 21 | 1 | 2:33.196 | 43.395 | 1:09.879 | 39.922 | 237.4 | 55:37.152 |
| 14 | 1 | 2:36.952 | 44.884 | 1:12.518 | 39.550 | 247.1 | 38:26.792 | 22 | 1 | 2:32.501 | 43.552 | 1:09.968 | 38.981 | 236.3 | 58:09.653 |
| 15 | 1 | 2:34.733 | 43.142 | 1:11.920 | 39.671 | 246.0 | 41:01.525 | 23 | 1 | 2:33.282 | 42.722 | 1:10.767 | 39.793 | 243.2 | 1:00:42.935 |
| 16 | 1 | 2:37.770 | 44.403 | 1:12.605 | 40.762 | 240.5 | 43:39.295 | 24 | 1 | 2:34.068 | 43.416 | 1:10.790 | 39.862 | 237.4 | 1:03:17.003 |
| 17 | 1 | 2:36.600 | 43.394 | 1:12.819 | 40.387 | 244.9 | 46:15.895 | | | | | | | | |
| 18 | 1 | 2:34.777 | 43.569 | 1:11.847 | 39.361 | 248.8 | 48:50.672 | | | | | | | | |
| 19 | 1 | 2:35.137 | 43.553 | 1:11.942 | 39.642 | 247.7 | 51:25.809 | | | | | | | | |
| 20 | 1 | 2:34.828 | 43.340 | 1:12.152 | 39.336 | 236.3 | 54:00.637 | | | | | | | | |
| 21 | 1 | 2:34.801 | 43.503 | 1:11.817 | 39.481 | 247.7 | 56:35.438 | | | | | | | | |
| 22 | 1 | 2:36.651 | 43.708 | 1:12.420 | 40.523 | 250.0 | 59:12.089 | | | | | | | | |
| 23 | 1 | 2:34.711 | 43.698 | 1:12.240 | 38.773 | 248.3 | 1:01:46.800 | | | | | | | | |
| 24 | 1 | 2:36.993 | 43.367 | 1:12.730 | 40.896 | 249.4 | 1:04:23.793 | | | | | | | | |

| 121 | | JR Motorsport | BMW M4 Silhouette GT | | | | | | | | | | | | |
|-----|---|-----------------|----------------------|-----------------|---------------|-------|-----------|--|--|--|--|--|--|--|--|
| | | 1.Daan Meijer | | | | | | | | | | | | | |
| 1 | 1 | 2:39.519 | 47.349 | 1:12.256 | 39.914 | 225.9 | 2:39.519 | | | | | | | | |
| 2 | 1 | 2:36.471 | 43.451 | 1:11.958 | 41.062 | 238.9 | 5:15.990 | | | | | | | | |
| 3 | 1 | 2:35.173 | 44.479 | 1:11.507 | 39.187 | 241.6 | 7:51.163 | | | | | | | | |
| 4 | 1 | 2:32.622 | 43.828 | 1:09.857 | 38.937 | 239.5 | 10:23.785 | | | | | | | | |
| 5 | 1 | 3:04.603 | 43.685 | 1:41.598 | 39.320 | 228.8 | 13:28.388 | | | | | | | | |
| 6 | 1 | 2:31.234 | 43.042 | 1:09.484 | 38.708 | 242.7 | 15:59.622 | | | | | | | | |
| 7 | 1 | 2:33.228 | 42.867 | 1:10.775 | 39.586 | 240.5 | 18:32.850 | | | | | | | | |
| 8 | 1 | 2:31.966 | 43.060 | 1:09.524 | 39.382 | 242.7 | 21:04.816 | | | | | | | | |
| 9 | 1 | 2:33.062 | 43.382 | 1:09.817 | 39.863 | 242.2 | 23:37.878 | | | | | | | | |
| 10 | 1 | 2:40.335 B | 43.417 | 1:10.457 | 46.461 | 240.0 | 26:18.213 | | | | | | | | |
| 11 | 1 | 3:50.380 | 1:57.284 | 1:12.705 | 40.391 | 237.4 | 30:08.593 | | | | | | | | |
| 12 | 1 | 2:32.658 | 43.854 | 1:09.630 | 39.174 | 242.7 | 32:41.251 | | | | | | | | |
| 13 | 1 | 2:33.365 | 43.614 | 1:10.479 | 39.272 | 242.7 | 35:14.616 | | | | | | | | |
| 14 | 1 | 2:33.827 | 43.926 | 1:10.121 | 39.780 | 239.5 | 37:48.443 | | | | | | | | |
| 15 | 1 | 2:33.806 | 43.631 | 1:10.855 | 39.320 | 240.0 | 40:22.249 | | | | | | | | |
| 16 | 1 | 2:34.249 | 43.266 | 1:11.531 | 39.452 | 241.6 | 42:56.498 | | | | | | | | |
| 17 | 1 | 2:32.914 | 43.650 | 1:10.409 | 38.855 | 242.2 | 45:29.412 | | | | | | | | |
| 18 | 1 | 2:33.781 | 43.429 | 1:11.291 | 39.061 | 238.9 | 48:03.193 | | | | | | | | |
| 19 | 1 | 2:32.066 | 43.395 | 1:09.866 | 38.805 | 241.1 | 50:35.259 | | | | | | | | |

| 123 | | SDW Shipping by JR Motorsport | BMW M4 Silhouette GT | | | | | | | | | | | | |
|-----|---|-------------------------------|----------------------|-----------------|---------------|-------|-----------|--|--|--|--|--|--|--|--|
| | | 1.Koen/Mark Bogaerts/Van | | | | | | | | | | | | | |
| 1 | 1 | 2:38.675 | 46.298 | 1:12.715 | 39.662 | 235.3 | 2:38.675 | | | | | | | | |
| 2 | 1 | 2:34.262 | 43.992 | 1:11.506 | 38.764 | 237.9 | 5:12.937 | | | | | | | | |
| 3 | 1 | 2:31.433 | 43.345 | 1:08.789 | 39.299 | 234.3 | 7:44.370 | | | | | | | | |
| 4 | 1 | 2:32.186 | 43.697 | 1:08.993 | 39.496 | 235.8 | 10:16.556 | | | | | | | | |
| 5 | 1 | 3:10.925 | 43.678 | 1:47.802 | 39.445 | 214.3 | 13:27.481 | | | | | | | | |
| 6 | 1 | 2:31.091 | 43.595 | 1:08.731 | 38.765 | 235.8 | 15:58.572 | | | | | | | | |
| 7 | 1 | 2:32.670 | 43.307 | 1:09.559 | 39.804 | 240.0 | 18:31.242 | | | | | | | | |
| 8 | 1 | 2:32.464 | 43.257 | 1:09.581 | 39.626 | 238.9 | 21:03.706 | | | | | | | | |
| 9 | 1 | 2:33.892 | 43.775 | 1:10.236 | 39.881 | 240.0 | 23:37.598 | | | | | | | | |
| 10 | 1 | 2:42.448 B | 44.201 | 1:10.328 | 47.919 | 239.5 | 26:20.046 | | | | | | | | |
| 11 | 1 | 3:48.131 | 1:55.524 | 1:12.382 | 40.225 | 227.8 | 30:08.177 | | | | | | | | |
| 12 | 1 | 2:31.002 | 43.386 | 1:08.877 | 38.739 | 236.3 | 32:39.179 | | | | | | | | |
| 13 | 1 | 2:31.733 | 43.137 | 1:09.694 | 38.902 | 239.5 | 35:10.912 | | | | | | | | |

| 151 | | EMG Motorsport | Porsche 991 GT3 Cup GT | | | | | | | | | | | | |
|-----|---|----------------------------|------------------------|-----------------|---------------|-------|-------------|--|--|--|--|--|--|--|--|
| | | 1.Patrick/Donald Lamster/M | | | | | | | | | | | | | |
| 1 | 1 | 2:38.264 | 45.669 | 1:12.906 | 39.689 | 225.5 | 2:38.264 | | | | | | | | |
| 2 | 1 | 2:37.556 | 43.370 | 1:12.922 | 41.264 | 230.3 | 5:15.820 | | | | | | | | |
| 3 | 1 | 2:36.702 | 44.082 | 1:12.432 | 40.188 | 238.9 | 7:52.522 | | | | | | | | |
| 4 | 1 | 2:35.885 | 42.912 | 1:12.195 | 40.778 | 221.3 | 10:28.407 | | | | | | | | |
| 5 | 1 | 3:07.028 | 44.021 | 1:43.525 | 39.482 | 182.4 | 13:35.435 | | | | | | | | |
| 6 | 1 | 2:33.792 | 42.931 | 1:11.322 | 39.539 | 242.2 | 16:09.227 | | | | | | | | |
| 7 | 1 | 2:36.004 | 42.810 | 1:12.045 | 41.149 | 227.4 | 18:45.231 | | | | | | | | |
| 8 | 1 | 2:45.334 B | 43.521 | 1:12.275 | 49.538 | 234.8 | 21:30.565 | | | | | | | | |
| 9 | 1 | 4:09.410 | 2:19.512 | 1:10.608 | 39.290 | 241.6 | 25:39.975 | | | | | | | | |
| 10 | 1 | 2:32.391 | 42.433 | 1:11.465 | 38.493 | 244.3 | 28:12.366 | | | | | | | | |
| 11 | 1 | 2:31.774 | 42.126 | 1:10.120 | 39.528 | 245.5 | 30:44.140 | | | | | | | | |
| 12 | 1 | 2:30.703 | 42.119 | 1:10.310 | 38.274 | 252.9 | 33:14.843 | | | | | | | | |
| 13 | 1 | 2:33.133 | 42.329 | 1:11.671 | 39.133 | 247.7 | 35:47.976 | | | | | | | | |
| 14 | 1 | 2:32.059 | 42.380 | 1:10.759 | 38.920 | 245.5 | 38:20.035 | | | | | | | | |
| 15 | 1 | 2:30.959 | 42.070 | 1:10.436 | 38.453 | 233.3 | 40:50.994 | | | | | | | | |
| 16 | 1 | 2:33.113 | 43.198 | 1:11.160 | 38.755 | 251.7 | 43:24.107 | | | | | | | | |
| 17 | 1 | 2:31.021 | 42.339 | 1:10.202 | 38.480 | 251.2 | 45:55.128 | | | | | | | | |
| 18 | 1 | 2:31.171 | 42.145 | 1:10.191 | 38.835 | 254.1 | 48:26.299 | | | | | | | | |
| 19 | 1 | 2:32.339 | 42.119 | 1:10.565 | 39.655 | 255.9 | 50:58.638 | | | | | | | | |
| 20 | 1 | 2:31.282 | 41.798 | 1:10.921 | 38.563 | 257.8 | 53:29.920 | | | | | | | | |
| 21 | 1 | 2:31.856 | 41.759 | 1:11.051 | 39.046 | 251.2 | 56:01.776 | | | | | | | | |
| 22 | 1 | 2:31.733 | 42.121 | 1:10.254 | 39.358 | 258.4 | 58:33.509 | | | | | | | | |
| 23 | 1 | 2:31.512 | 41.795 | 1:10.819 | 38.898 | 253.5 | 1:01:05.021 | | | | | | | | |
| 24 | 1 | 2:32.356 | 41.972 | 1:11.813 | 38.571 | 239.5 | 1:03:37.377 | | | | | | | | |

| 152 | | EMG Motorsport | Porsche 991 GT3 Cup GT | | | | | | | | | | | | |
|-----|---|-----------------|------------------------|-----------------|---------------|-------|-----------|--|--|--|--|--|--|--|--|
| | | 1.John de Wilde | | | | | | | | | | | | | |
| 1 | 1 | 2:34.081 | 44.537 | 1:10.689 | 38.855 | 234.3 | 2:34.081 | | | | | | | | |
| 2 | 1 | 2:33.084 | 42.905 | 1:11.166 | 39.013 | 244.9 | 5:07.165 | | | | | | | | |
| 3 | 1 | 2:31.546 | 42.584 | 1:10.171 | 38.791 | 247.1 | 7:38.711 | | | | | | | | |
| 4 | 1 | 2:31.611 | 42.331 | 1:10.254 | 39.026 | 251.7 | 10:10.322 | | | | | | | | |
| 5 | 1 | 3:13.600 | 42.505 | 1:51.801 | 39.294 | 246.0 | 13:23.922 | | | | | | | | |
| 6 | 1 | 2:33.009 | 42.840 | 1:10.581 | 39.588 | 246.0 | 15:56.931 | | | | | | | | |
| 7 | 1 | 2:33.693 | 42.585 | 1:11.624 | 39.484 | 252.9 | 18:30.624 | | | | | | | | |
| 8 | 1 | 2:33.001 | 42.480 | 1:10.711 | 39.810 | 249.4 | 21:03.625 | | | | | | | | |
| 9 | 1 | 2:33.560 | 43.098 | 1:10.855 | 39.607 | 249.4 | 23:37.185 | | | | | | | | |
| 10 | 1 | 2:34.130 | 43.373 | 1:10.676 | 40.081 | 250.0 | 26:11.315 | | | | | | | | |
| 11 | 1 | 2:40.363 B | 42.963 | 1:10.750 | 46.650 | 247.1 | 28:51.678 | | | | | | | | |
| 12 | 1 | 4:17.381 | 2:27.033 | 1:11.102 | 39.246 | 247.7 | 33:09.059 | | | | | | | | |
| 13 | 1 | 2:34.943 | 43.367 | 1:11.080 | 40.496 | 250.0 | 35:44.002 | | | | | | | | |
| 14 | 1 | 2:32.635 | 42.794 | 1:10.534 | 39.307 | 250.0 | 38:16.637 | | | | | | | | |
| 15 | 1 | 2:33.096 | 43.032 | 1:11.147 | 38.917 | 248.3 | 40:49.733 | | | | | | | | |
| 16 | 1 | 2:36.157 | 42.731 | 1:14.045 | 39.381 | 252.9 | 43:25.890 | | | | | | | | |



SUPERCAR CHALLENGE
SPA EURO RACE
RACE 1

Sector Analysis

■ Personal Best ■ Session Best B Crossing the finish line in pit lane

| Lap | D | Time | Sector 1 | Sector 2 | Sector 3 | T. Spd | Elapsed | Lap | D | Time | Sector 1 | Sector 2 | Sector 3 | T. Spd | Elapsed |
|-----|---|----------|----------|----------|----------|--------|-------------|-----|---|----------|----------|----------|----------|--------|-------------|
| 17 | 1 | 2:35.053 | 43.749 | 1:11.436 | 39.868 | 248.8 | 46:00.943 | 20 | 1 | 2:40.757 | 45.612 | 1:13.760 | 41.385 | 231.8 | 55:52.783 |
| 18 | 1 | 2:34.264 | 43.009 | 1:12.030 | 39.225 | 241.1 | 48:35.207 | 21 | 1 | 2:41.513 | 45.658 | 1:13.608 | 42.247 | 229.3 | 58:34.296 |
| 19 | 1 | 2:36.147 | 44.964 | 1:11.697 | 39.486 | 240.5 | 51:11.354 | 22 | 1 | 2:40.416 | 45.246 | 1:13.650 | 41.520 | 229.3 | 1:01:14.712 |
| 20 | 1 | 2:34.500 | 43.356 | 1:11.889 | 39.255 | 248.3 | 53:45.854 | 23 | 1 | 2:42.471 | 45.263 | 1:15.117 | 42.091 | 222.2 | 1:03:57.183 |
| 21 | 1 | 2:33.218 | 42.516 | 1:11.194 | 39.508 | 253.5 | 56:19.072 | | | | | | | | |
| 22 | 1 | 2:35.291 | 43.144 | 1:12.278 | 39.869 | 250.0 | 58:54.363 | | | | | | | | |
| 23 | 1 | 2:32.892 | 42.721 | 1:11.011 | 39.160 | 249.4 | 1:01:27.255 | | | | | | | | |
| 24 | 1 | 2:33.238 | 42.776 | 1:11.051 | 39.411 | 251.7 | 1:04:00.493 | | | | | | | | |

169 **ABOG Racing** Porsche 991 Cup GT
1. Aart Bosman

| | | | | | | | |
|----|---|----------|----------|----------|--------|-------|-------------|
| 1 | 1 | 2:43.298 | 48.643 | 1:14.392 | 40.263 | 221.8 | 2:43.298 |
| 2 | 1 | 2:35.540 | 43.903 | 1:12.084 | 39.553 | 246.6 | 5:18.838 |
| 3 | 1 | 2:35.687 | 43.327 | 1:12.483 | 39.877 | 246.6 | 7:54.525 |
| 4 | 1 | 2:34.699 | 43.698 | 1:11.609 | 39.392 | 250.6 | 10:29.224 |
| 5 | 1 | 3:07.500 | 44.674 | 1:43.239 | 39.587 | 199.3 | 13:36.724 |
| 6 | 1 | 2:34.774 | 44.029 | 1:11.230 | 39.515 | 250.0 | 16:11.498 |
| 7 | 1 | 2:35.202 | 43.932 | 1:11.645 | 39.625 | 246.6 | 18:46.700 |
| 8 | 1 | 2:35.167 | 43.023 | 1:11.727 | 40.417 | 251.7 | 21:21.867 |
| 9 | 1 | 2:41.644 | 43.536 | 1:11.416 | 46.692 | 248.3 | 24:03.511 |
| 10 | 1 | 3:52.138 | 2:00.161 | 1:12.279 | 39.698 | 245.5 | 27:55.649 |
| 11 | 1 | 2:36.853 | 43.473 | 1:13.465 | 39.915 | 237.9 | 30:32.502 |
| 12 | 1 | 2:34.590 | 43.574 | 1:11.369 | 39.647 | 251.7 | 33:07.092 |
| 13 | 1 | 2:37.703 | 43.601 | 1:12.279 | 41.823 | 248.3 | 35:44.795 |
| 14 | 1 | 2:36.436 | 43.556 | 1:12.171 | 40.709 | 238.4 | 38:21.231 |
| 15 | 1 | 2:35.034 | 43.428 | 1:11.835 | 39.771 | 250.6 | 40:56.265 |
| 16 | 1 | 2:36.027 | 43.296 | 1:13.183 | 39.548 | 252.3 | 43:32.292 |
| 17 | 1 | 2:37.567 | 43.209 | 1:14.655 | 39.703 | 247.1 | 46:09.859 |
| 18 | 1 | 2:35.938 | 43.392 | 1:12.299 | 40.247 | 252.3 | 48:45.797 |
| 19 | 1 | 2:35.038 | 43.407 | 1:12.131 | 39.500 | 248.3 | 51:20.835 |
| 20 | 1 | 2:36.203 | 43.276 | 1:12.271 | 40.656 | 248.3 | 53:57.038 |
| 21 | 1 | 2:35.806 | 43.295 | 1:12.483 | 40.028 | 238.4 | 56:32.844 |
| 22 | 1 | 2:37.123 | 43.482 | 1:13.175 | 40.466 | 243.2 | 59:09.967 |
| 23 | 1 | 2:36.251 | 43.692 | 1:12.893 | 39.666 | 248.8 | 1:01:46.218 |
| 24 | 1 | 2:38.388 | 43.747 | 1:14.063 | 40.578 | 250.6 | 1:04:24.606 |

201 **Febo Racing Team** Seat Sport Leon Cup Racer SS1
1. Dennis/Martin de Borst/de


| | | | | | | | |
|----|---|----------|----------|----------|--------|-------|-----------|
| 1 | 1 | 2:46.470 | 50.591 | 1:14.731 | 41.148 | 228.3 | 2:46.470 |
| 2 | 1 | 2:40.319 | 45.975 | 1:13.138 | 41.206 | 209.7 | 5:26.789 |
| 3 | 1 | 2:39.887 | 45.905 | 1:13.229 | 40.753 | 223.6 | 8:06.676 |
| 4 | 1 | 2:40.983 | 46.673 | 1:12.781 | 41.529 | 222.7 | 10:47.659 |
| 5 | 1 | 3:23.953 | 1:17.706 | 1:24.994 | 41.253 | 79.8 | 14:11.612 |
| 6 | 1 | 2:38.826 | 45.579 | 1:12.414 | 40.833 | 229.8 | 16:50.438 |
| 7 | 1 | 2:38.452 | 45.485 | 1:12.282 | 40.685 | 230.8 | 19:28.890 |
| 8 | 1 | 2:41.366 | 45.283 | 1:14.364 | 41.719 | 231.8 | 22:10.256 |
| 9 | 1 | 2:40.868 | 46.578 | 1:12.498 | 41.792 | 226.9 | 24:51.124 |
| 10 | 1 | 2:41.806 | 46.776 | 1:13.631 | 41.399 | 207.7 | 27:32.930 |
| 11 | 1 | 2:49.812 | 46.647 | 1:13.181 | 49.984 | 225.0 | 30:22.742 |
| 12 | 1 | 4:03.490 | 2:07.936 | 1:14.286 | 41.268 | 221.8 | 34:26.232 |
| 13 | 1 | 2:40.311 | 45.418 | 1:13.756 | 41.137 | 223.6 | 37:06.543 |
| 14 | 1 | 2:40.414 | 45.622 | 1:13.781 | 41.011 | 224.1 | 39:46.957 |
| 15 | 1 | 2:40.026 | 45.638 | 1:13.170 | 41.218 | 229.8 | 42:26.983 |
| 16 | 1 | 2:40.870 | 45.510 | 1:14.022 | 41.338 | 228.3 | 45:07.853 |
| 17 | 1 | 2:41.158 | 46.725 | 1:13.402 | 41.031 | 225.9 | 47:49.011 |
| 18 | 1 | 2:41.428 | 45.563 | 1:13.938 | 41.927 | 229.8 | 50:30.439 |
| 19 | 1 | 2:41.587 | 46.546 | 1:13.749 | 41.292 | 222.2 | 53:12.026 |

204 **Munckhof Racing** BMW Z4 Coupe GTR SS1
1. Eric/Henry van den Munc

| | | | | | | | |
|----|---|----------|----------|----------|--------|-------|-------------|
| 1 | 1 | 2:45.868 | 49.605 | 1:14.887 | 41.376 | 226.4 | 2:45.868 |
| 2 | 1 | 2:40.378 | 46.355 | 1:13.061 | 40.962 | 226.9 | 5:26.246 |
| 3 | 1 | 2:40.222 | 46.199 | 1:13.246 | 40.777 | 225.0 | 8:06.468 |
| 4 | 1 | 2:39.616 | 46.197 | 1:12.804 | 40.615 | 226.4 | 10:46.084 |
| 5 | 1 | 3:19.718 | 1:16.230 | 1:22.659 | 40.829 | 77.8 | 14:05.802 |
| 6 | 1 | 2:39.558 | 45.918 | 1:13.101 | 40.539 | 228.3 | 16:45.360 |
| 7 | 1 | 2:39.896 | 45.963 | 1:13.261 | 40.672 | 230.3 | 19:25.256 |
| 8 | 1 | 2:41.081 | 45.640 | 1:13.403 | 42.038 | 229.8 | 22:06.337 |
| 9 | 1 | 2:40.042 | 45.888 | 1:13.162 | 40.992 | 229.3 | 24:46.379 |
| 10 | 1 | 2:40.954 | 46.308 | 1:13.680 | 40.966 | 227.4 | 27:27.333 |
| 11 | 1 | 2:42.703 | 46.077 | 1:14.448 | 42.178 | 227.4 | 30:10.036 |
| 12 | 1 | 2:51.890 | 46.557 | 1:14.409 | 50.924 | 228.3 | 33:01.926 |
| 13 | 1 | 4:02.889 | 2:08.268 | 1:13.503 | 41.118 | 216.9 | 37:04.815 |
| 14 | 1 | 2:40.243 | 46.122 | 1:13.257 | 40.864 | 226.4 | 39:45.058 |
| 15 | 1 | 2:39.930 | 45.843 | 1:13.041 | 41.046 | 225.9 | 42:24.988 |
| 16 | 1 | 2:41.577 | 45.778 | 1:15.176 | 40.623 | 225.9 | 45:06.565 |
| 17 | 1 | 2:40.113 | 46.099 | 1:13.090 | 40.924 | 226.9 | 47:46.678 |
| 18 | 1 | 2:40.113 | 45.596 | 1:13.575 | 40.942 | 226.4 | 50:26.791 |
| 19 | 1 | 2:40.696 | 45.902 | 1:13.361 | 41.433 | 225.5 | 53:07.487 |
| 20 | 1 | 2:39.262 | 45.667 | 1:12.734 | 40.861 | 231.3 | 55:46.749 |
| 21 | 1 | 2:42.526 | 45.203 | 1:15.421 | 41.902 | 231.8 | 58:29.275 |
| 22 | 1 | 2:42.925 | 46.862 | 1:14.969 | 41.094 | 229.8 | 1:01:12.200 |
| 23 | 1 | 2:40.122 | 46.032 | 1:12.938 | 41.152 | 226.9 | 1:03:52.322 |

205 **Brightfiber de Vreede/ de Leeuw** BMW E46 M3 SS1
1. Patrick/Rogier de Vreede/

| | | | | | | | |
|----|---|----------|----------|----------|--------|-------|-------------|
| 1 | 1 | 2:58.523 | 54.670 | 1:20.919 | 42.934 | 194.9 | 2:58.523 |
| 2 | 1 | 2:47.349 | 47.916 | 1:16.328 | 43.105 | 210.9 | 5:45.872 |
| 3 | 1 | 2:48.562 | 48.639 | 1:16.621 | 43.302 | 206.9 | 8:34.434 |
| 4 | 1 | 2:51.988 | 48.332 | 1:17.095 | 46.561 | 212.2 | 11:26.422 |
| 5 | 1 | 3:16.166 | 1:15.957 | 1:16.551 | 43.658 | 204.2 | 14:42.588 |
| 6 | 1 | 2:48.833 | 48.248 | 1:17.199 | 43.386 | 195.7 | 17:31.421 |
| 7 | 1 | 2:49.374 | 48.488 | 1:16.617 | 44.269 | 208.5 | 20:20.795 |
| 8 | 1 | 2:47.058 | 48.158 | 1:16.196 | 42.704 | 208.9 | 23:07.853 |
| 9 | 1 | 2:48.147 | 48.357 | 1:16.568 | 43.222 | 210.5 | 25:56.000 |
| 10 | 1 | 2:48.612 | 48.557 | 1:16.570 | 43.485 | 207.3 | 28:44.612 |
| 11 | 1 | 2:48.316 | 48.393 | 1:16.472 | 43.451 | 205.7 | 31:32.928 |
| 12 | 1 | 3:00.159 | 48.272 | 1:16.557 | 55.330 | 204.5 | 34:33.087 |
| 13 | 1 | 4:10.499 | 2:03.874 | 1:19.758 | 46.867 | 192.5 | 38:43.586 |
| 14 | 1 | 2:58.268 | 50.438 | 1:21.602 | 46.228 | 200.4 | 41:41.854 |
| 15 | 1 | 2:56.556 | 49.660 | 1:21.445 | 45.451 | 201.1 | 44:38.410 |
| 16 | 1 | 2:54.863 | 50.009 | 1:20.044 | 44.810 | 201.1 | 47:33.273 |
| 17 | 1 | 2:54.615 | 49.653 | 1:20.393 | 44.569 | 194.2 | 50:27.888 |
| 18 | 1 | 2:54.558 | 50.136 | 1:19.806 | 44.616 | 195.7 | 53:22.446 |
| 19 | 1 | 2:54.985 | 49.171 | 1:19.898 | 45.916 | 181.8 | 56:17.431 |
| 20 | 1 | 2:53.771 | 49.410 | 1:20.072 | 44.289 | 202.2 | 59:11.202 |
| 21 | 1 | 2:54.471 | 49.485 | 1:20.078 | 44.908 | 213.0 | 1:02:05.673 |
| 22 | 1 | 2:56.479 | 50.347 | 1:20.393 | 45.739 | 194.6 | 1:05:02.152 |



SUPERCAR CHALLENGE


SPA EURO RACE

RACE 1

Sector Analysis

Personal Best Session Best B Crossing the finish line in pit lane

| Lap | D | Time | Sector 1 | Sector 2 | Sector 3 | T. Spd | Elapsed | Lap | D | Time | Sector 1 | Sector 2 | Sector 3 | T. Spd | Elapsed | | |
|------------|--|--|----------|----------|----------|----------|---------|----------------------------------|-------------------|------|----------|----------|----------|----------|---------|-----------|----------|
| 208 | JR Motorsport 1. Ted van Vliet | | | | | | | BMW E92 V8 SS1 | 4 | 1 | 2:41.193 | 46.881 | 1:13.247 | 41.065 | 222.7 | 10:56.727 | |
| | 5 | 1 | 3:21.925 | 1:23.086 | 1:17.109 | 41.730 | 91.2 | 14:18.652 | | | | | | | | | |
| | 6 | 1 | 2:42.093 | 46.714 | 1:13.699 | 41.680 | 219.5 | 17:00.745 | | | | | | | | | |
| | 7 | 1 | 2:44.301 | 47.236 | 1:15.487 | 41.578 | 218.2 | 19:45.046 | | | | | | | | | |
| | 8 | 1 | 2:41.065 | 46.596 | 1:13.421 | 41.048 | 217.3 | 22:26.111 | | | | | | | | | |
| | 9 | 1 | 2:41.860 | 46.542 | 1:13.716 | 41.602 | 216.4 | 25:07.971 | | | | | | | | | |
| | 10 | 1 | 2:42.304 | 46.904 | 1:13.391 | 42.009 | 226.4 | 27:50.275 | | | | | | | | | |
| | 11 | 1 | 2:52.201 | B | 46.932 | 1:15.445 | 49.824 | 216.0 | 30:42.476 | | | | | | | | |
| | 12 | 1 | 4:05.208 | 2:08.342 | 1:15.079 | 41.787 | 222.2 | 34:47.684 | | | | | | | | | |
| | 13 | 1 | 2:45.081 | 46.591 | 1:15.909 | 42.581 | 225.0 | 37:32.765 | | | | | | | | | |
| | 14 | 1 | 2:40.476 | 45.939 | 1:12.961 | 41.576 | 227.8 | 40:13.241 | | | | | | | | | |
| | 15 | 1 | 2:41.391 | 45.884 | 1:13.649 | 41.858 | 226.9 | 42:54.632 | | | | | | | | | |
| | 16 | 1 | 2:47.851 | 49.974 | 1:16.077 | 41.800 | 212.2 | 45:42.483 | | | | | | | | | |
| | 17 | 1 | 2:44.061 | 47.223 | 1:14.703 | 42.135 | 216.4 | 48:26.544 | | | | | | | | | |
| | 18 | 1 | 2:43.284 | 46.722 | 1:14.608 | 41.954 | 225.5 | 51:09.828 | | | | | | | | | |
| | 19 | 1 | 2:43.178 | 46.502 | 1:14.916 | 41.760 | 226.4 | 53:53.006 | | | | | | | | | |
| | 20 | 1 | 2:44.422 | 46.679 | 1:15.327 | 42.416 | 216.9 | 56:37.428 | | | | | | | | | |
| | 21 | 1 | 2:44.518 | 46.577 | 1:15.445 | 42.496 | 211.4 | 59:21.946 | | | | | | | | | |
| | 22 | 1 | 2:44.406 | 46.546 | 1:15.559 | 42.301 | 207.3 | 1:02:06.352 | | | | | | | | | |
| | 23 | 1 | 2:43.901 | 46.551 | 1:15.341 | 42.009 | 216.9 | 1:04:50.253 | | | | | | | | | |
| | 222 | Blueberry Racing 1. Ronald/Luuk van Loon/va | | | | | | | BMW E46 M3 SS1 | 1 | 1 | 2:57.078 | 54.352 | 1:19.574 | 43.152 | 215.6 | 2:57.078 |
| | | 2 | 1 | 2:44.137 | 46.472 | 1:15.377 | 42.288 | 231.8 | 5:41.215 | | | | | | | | |
| 3 | | 1 | 2:44.085 | 46.074 | 1:14.878 | 43.133 | 230.8 | 8:25.300 | | | | | | | | | |
| 4 | | 1 | 2:43.678 | 47.044 | 1:14.380 | 42.254 | 224.1 | 11:08.978 | | | | | | | | | |
| 5 | | 1 | 3:13.164 | 1:16.053 | 1:15.473 | 41.638 | 166.4 | 14:22.142 | | | | | | | | | |
| 6 | | 1 | 2:42.197 | 45.969 | 1:14.951 | 41.277 | 227.4 | 17:04.339 | | | | | | | | | |
| 7 | | 1 | 2:42.058 | 45.676 | 1:14.920 | 41.462 | 230.3 | 19:46.397 | | | | | | | | | |
| 8 | | 1 | 2:43.150 | 46.434 | 1:15.103 | 41.613 | 226.4 | 22:29.547 | | | | | | | | | |
| 9 | | 1 | 2:42.990 | 46.385 | 1:14.852 | 41.753 | 227.8 | 25:12.537 | | | | | | | | | |
| 10 | | 1 | 2:42.928 | 46.044 | 1:14.950 | 41.934 | 216.4 | 27:55.465 | | | | | | | | | |
| 11 | | 1 | 2:54.775 | B | 46.805 | 1:16.805 | 51.165 | 225.9 | 30:50.240 | | | | | | | | |
| 12 | | 1 | 3:59.440 | 2:04.061 | 1:14.142 | 41.237 | 226.4 | 34:49.680 | | | | | | | | | |
| 13 | | 1 | 2:42.220 | 45.334 | 1:14.835 | 42.051 | 230.3 | 37:31.900 | | | | | | | | | |
| 14 | | 1 | 2:40.269 | 45.372 | 1:13.578 | 41.319 | 227.8 | 40:12.169 | | | | | | | | | |
| 15 | | 1 | 2:41.813 | 45.450 | 1:14.929 | 41.434 | 233.3 | 42:53.982 | | | | | | | | | |
| 16 | | 1 | 2:41.437 | 45.399 | 1:14.941 | 41.097 | 229.3 | 45:35.419 | | | | | | | | | |
| 17 | | 1 | 2:42.107 | 45.240 | 1:15.858 | 41.009 | 230.8 | 48:17.526 | | | | | | | | | |
| 18 | | 1 | 2:52.689 | 45.328 | 1:13.563 | 53.798 | 227.8 | 51:10.215 | | | | | | | | | |
| 19 | | 1 | 2:43.375 | 47.122 | 1:14.889 | 41.364 | 232.8 | 53:53.590 | | | | | | | | | |
| 20 | | 1 | 2:41.338 | 45.986 | 1:14.354 | 40.998 | 229.8 | 56:34.928 | | | | | | | | | |
| 21 | | 1 | 2:41.907 | 46.028 | 1:13.973 | 41.906 | 232.8 | 59:16.835 | | | | | | | | | |
| 22 | | 1 | 2:41.565 | 45.129 | 1:15.453 | 40.983 | 234.3 | 1:01:58.400 | | | | | | | | | |
| 23 | | 1 | 2:40.140 | 45.315 | 1:13.666 | 41.159 | 230.8 | 1:04:38.540 | | | | | | | | | |
| 245 | Hadders Plaza 1. Robert/Benjamin van den | | | | | | | BMW SS1 | 1 | 1 | 2:47.289 | 50.077 | 1:16.407 | 40.805 | 232.8 | 2:47.289 | |
| | 2 | 1 | 2:40.205 | 45.576 | 1:14.002 | 40.627 | 217.7 | 5:27.494 | | | | | | | | | |
| | 3 | 1 | 2:39.570 | 45.641 | 1:13.345 | 40.584 | 225.5 | 8:07.064 | | | | | | | | | |
| | 4 | 1 | 2:39.251 | 45.872 | 1:12.913 | 40.466 | 226.4 | 10:46.315 | | | | | | | | | |
| | 5 | 1 | 3:18.712 | 1:17.000 | 1:20.976 | 40.736 | 78.4 | 14:05.027 | | | | | | | | | |
| | 6 | 1 | 2:38.733 | 45.203 | 1:12.893 | 40.637 | 230.3 | 16:43.760 | | | | | | | | | |
| | 7 | 1 | 2:37.424 | 45.140 | 1:11.653 | 40.631 | 231.8 | 19:21.184 | | | | | | | | | |
| | 8 | 1 | 2:38.639 | 45.121 | 1:12.719 | 40.799 | 232.8 | 21:59.823 | | | | | | | | | |
| 210 | E2P Racing 1. Kosta Kanaroglou | | | | | | | Ginetta G50 SS1 | 1 | 1 | 2:51.806 | 53.756 | 1:16.104 | 41.946 | 212.6 | 2:51.806 | |
| | 2 | 1 | 2:43.208 | 47.172 | 1:14.558 | 41.478 | 218.2 | 5:35.014 | | | | | | | | | |
| | 3 | 1 | 2:41.961 | 46.910 | 1:13.628 | 41.423 | 221.3 | 8:16.975 | | | | | | | | | |
| | 4 | 1 | 2:40.517 | 46.413 | 1:13.029 | 41.075 | 223.1 | 10:57.492 | | | | | | | | | |
| | 5 | 1 | 3:19.022 | 1:23.214 | 1:14.542 | 41.266 | 122.0 | 14:16.514 | | | | | | | | | |
| | 6 | 1 | 2:40.910 | 46.416 | 1:13.024 | 41.470 | 222.2 | 16:57.424 | | | | | | | | | |
| | 7 | 1 | 2:39.672 | 46.343 | 1:12.716 | 40.613 | 220.9 | 19:37.096 | | | | | | | | | |
| | 8 | 1 | 2:41.156 | 46.164 | 1:12.521 | 42.471 | 223.1 | 22:18.252 | | | | | | | | | |
| | 9 | 1 | 2:42.207 | 46.288 | 1:14.807 | 41.112 | 225.0 | 25:00.459 | | | | | | | | | |
| | 10 | 1 | 2:39.765 | 46.074 | 1:12.581 | 41.110 | 223.6 | 27:40.224 | | | | | | | | | |
| | 11 | 1 | 2:39.851 | 46.420 | 1:12.513 | 40.918 | 223.1 | 30:20.075 | | | | | | | | | |
| | 12 | 1 | 2:40.748 | 46.232 | 1:12.666 | 41.850 | 220.4 | 33:00.823 | | | | | | | | | |
| | 13 | 1 | 2:40.545 | 46.241 | 1:12.588 | 41.716 | 221.8 | 35:41.368 | | | | | | | | | |
| | 14 | 1 | 2:47.584 | B | 46.610 | 1:13.782 | 47.192 | 220.4 | 38:28.952 | | | | | | | | |
| | 15 | 1 | 4:10.520 | 2:15.412 | 1:14.049 | 41.059 | 214.7 | 42:39.472 | | | | | | | | | |
| | 16 | 1 | 2:40.307 | 46.464 | 1:12.683 | 41.160 | 218.6 | 45:19.779 | | | | | | | | | |
| | 17 | 1 | 2:41.395 | 47.164 | 1:13.320 | 40.911 | 215.6 | 48:01.174 | | | | | | | | | |
| | 18 | 1 | 2:39.820 | 46.286 | 1:12.790 | 40.744 | 221.3 | 50:40.994 | | | | | | | | | |
| | 19 | 1 | 2:40.381 | 46.258 | 1:13.174 | 40.949 | 220.4 | 53:21.375 | | | | | | | | | |
| | 20 | 1 | 2:41.319 | 46.376 | 1:12.820 | 42.123 | 221.3 | 56:02.694 | | | | | | | | | |
| | 21 | 1 | 2:38.948 | 45.877 | 1:12.073 | 40.998 | 221.8 | 58:41.642 | | | | | | | | | |
| | 22 | 1 | 2:38.520 | 45.998 | 1:11.832 | 40.690 | 223.6 | 1:01:20.162 | | | | | | | | | |
| | 23 | 1 | 2:39.253 | 46.051 | 1:12.362 | 40.840 | 223.1 | 1:03:59.415 | | | | | | | | | |
| 217 | Ferry Monster Motorsport 1. Martin/Teunis Huisman/V | | | | | | | Seat Sport Leon Cup Racer SS1 | 1 | 1 | 2:50.174 | 52.151 | 1:16.654 | 41.369 | 223.6 | 2:50.174 | |
| | 2 | 1 | 2:42.930 | 47.557 | 1:14.239 | 41.134 | 218.2 | 5:33.104 | | | | | | | | | |
| | 3 | 1 | 2:42.430 | 46.645 | 1:13.880 | 41.905 | 225.0 | 8:15.534 | | | | | | | | | |




SUPERCAR CHALLENGE SPA EURO RACE RACE 1

Sector Analysis

■ Personal Best ■ Session Best B Crossing the finish line in pit lane

| Lap | D | Time | Sector 1 | Sector 2 | Sector 3 | T. Spd | Elapsed | Lap | D | Time | Sector 1 | Sector 2 | Sector 3 | T. Spd | Elapsed |
|--|---|------------|----------|----------|----------|--------|-------------|--|---|------------|----------|----------|----------|--------|-------------|
| 9 | 1 | 2:39.700 | 45.452 | 1:13.285 | 40.963 | 231.3 | 24:39.523 | 18 | 1 | 2:41.211 | 45.705 | 1:14.454 | 41.052 | 237.9 | 50:51.884 |
| 10 | 1 | 2:38.964 | 45.286 | 1:12.810 | 40.868 | 231.3 | 27:18.487 | 19 | 1 | 2:41.080 | 45.554 | 1:14.494 | 41.032 | 238.4 | 53:32.964 |
| 11 | 1 | 2:39.560 | 45.495 | 1:12.765 | 41.300 | 231.8 | 29:58.047 | 20 | 1 | 2:40.450 | 45.274 | 1:14.299 | 40.877 | 241.1 | 56:13.414 |
| 12 | 1 | 2:39.338 | 45.423 | 1:12.945 | 40.970 | 230.8 | 32:37.385 | 21 | 1 | 2:41.888 | 45.772 | 1:14.442 | 41.674 | 243.2 | 58:55.302 |
| 13 | 1 | 2:40.385 | 45.235 | 1:13.680 | 41.470 | 223.6 | 35:17.770 | 22 | 1 | 2:42.806 | 47.684 | 1:14.365 | 40.757 | 239.5 | 1:01:38.108 |
| 14 | 1 | 2:47.366 B | 46.420 | 1:13.988 | 46.958 | 232.8 | 38:05.136 | 23 | 1 | 2:41.185 | 46.012 | 1:14.271 | 40.902 | 239.5 | 1:04:19.293 |
| 15 | 1 | 4:05.737 | 2:06.081 | 1:15.915 | 43.741 | 230.8 | 42:10.873 | 299 JR Motorsport BMW GTR SS1 1. Rick Renmans | | | | | | | |
| 16 | 1 | 2:43.674 | 47.021 | 1:15.099 | 41.554 | 227.8 | 44:54.547 | 1 | 1 | 3:02.795 | 55.339 | 1:22.968 | 44.488 | 198.5 | 3:02.795 |
| 17 | 1 | 2:42.341 | 46.012 | 1:14.826 | 41.503 | 233.3 | 47:36.888 | 2 | 1 | 2:46.601 | 47.122 | 1:15.687 | 43.792 | 220.4 | 5:49.396 |
| 18 | 1 | 2:42.084 | 45.867 | 1:14.293 | 41.924 | 230.3 | 50:18.972 | 3 | 1 | 2:44.351 | 46.904 | 1:15.266 | 42.181 | 220.4 | 8:33.747 |
| 19 | 1 | 2:42.762 | 46.112 | 1:14.840 | 41.810 | 230.3 | 53:01.734 | 4 | 1 | 2:46.233 | 46.361 | 1:14.150 | 45.722 | 226.9 | 11:19.980 |
| 20 | 1 | 2:43.613 | 45.971 | 1:15.519 | 42.123 | 228.3 | 55:45.347 | 5 | 1 | 3:18.182 | 1:20.139 | 1:15.290 | 42.753 | 213.4 | 14:38.162 |
| 21 | 1 | 2:43.810 | 46.240 | 1:15.620 | 41.950 | 229.3 | 58:29.157 | 6 | 1 | 3:17.402 B | 51.771 | 1:24.406 | 1:01.225 | 194.2 | 17:55.564 |
| 22 | 1 | 2:44.257 | 47.057 | 1:15.398 | 41.802 | 229.3 | 1:01:13.414 | 7 | 1 | 8:26.080 | 6:29.104 | 1:15.516 | 41.460 | 222.2 | 26:21.644 |
| 23 | 1 | 2:43.256 | 46.291 | 1:15.248 | 41.717 | 232.3 | 1:03:56.670 | 8 | 1 | 2:42.762 | 46.239 | 1:14.745 | 41.778 | 224.1 | 29:04.406 |
| 246 Stichting Euro Autosport BMW E92 M3 SS1 1. Ruud Olij | | | | | | | | 9 | 1 | 2:42.447 | 45.848 | 1:15.015 | 41.584 | 215.1 | 31:46.853 |
| 1 | 1 | 3:06.036 | 1:05.208 | 1:18.456 | 42.372 | 197.1 | 3:06.036 | 10 | 1 | 2:51.740 B | 47.479 | 1:14.045 | 50.216 | 229.8 | 34:38.593 |
| 2 | 1 | 2:41.410 | 45.695 | 1:14.145 | 41.570 | 237.4 | 5:47.446 | 11 | 1 | 5:24.064 | 3:25.190 | 1:15.655 | 43.219 | 214.3 | 40:02.657 |
| 3 | 1 | 2:40.792 | 45.855 | 1:13.027 | 41.910 | 235.8 | 8:28.238 | 12 | 1 | 2:45.052 | 46.011 | 1:16.789 | 42.252 | 231.3 | 42:47.709 |
| 4 | 1 | 2:39.644 | 45.548 | 1:13.181 | 40.915 | 234.3 | 11:07.882 | 13 | 1 | 2:45.101 | 46.965 | 1:15.041 | 43.095 | 199.6 | 45:32.810 |
| 5 | 1 | 3:15.057 | 1:18.322 | 1:15.560 | 41.175 | 108.9 | 14:22.939 | 14 | 1 | 2:46.203 | 46.409 | 1:17.824 | 41.970 | 225.9 | 48:19.013 |
| 6 | 1 | 2:39.276 | 44.754 | 1:12.965 | 41.557 | 237.4 | 17:02.215 | 15 | 1 | 2:42.177 | 45.882 | 1:14.561 | 41.734 | 234.8 | 51:01.190 |
| 7 | 1 | 2:37.418 | 45.260 | 1:12.140 | 40.018 | 235.8 | 19:39.633 | 16 | 1 | 2:43.321 | 46.444 | 1:14.869 | 42.008 | 227.4 | 53:44.511 |
| 8 | 1 | 2:38.211 | 45.493 | 1:12.221 | 40.497 | 239.5 | 22:17.844 | 17 | 1 | 2:44.338 | 46.042 | 1:15.572 | 42.724 | 234.3 | 56:28.849 |
| 9 | 1 | 2:40.664 | 45.261 | 1:15.103 | 40.300 | 226.4 | 24:58.508 | 18 | 1 | 2:55.134 | 46.950 | 1:18.681 | 49.503 | 235.3 | 59:23.983 |
| 10 | 1 | 2:38.293 | 45.123 | 1:12.583 | 40.587 | 238.4 | 27:36.801 | 19 | 1 | 3:13.458 B | 51.227 | 1:23.514 | 58.717 | 182.4 | 1:02:37.441 |
| 11 | 1 | 2:39.307 | 45.469 | 1:12.464 | 41.374 | 234.8 | 30:16.108 | 305 PDS Racing Seat Leon Supercopa MK11 SS2 1. Michael Smith | | | | | | | |
| 12 | 1 | 2:40.572 | 45.308 | 1:12.978 | 42.286 | 239.5 | 32:56.680 | 1 | 1 | 3:01.663 | 58.993 | 1:18.937 | 43.733 | 203.4 | 3:01.663 |
| 13 | 1 | 2:56.656 B | 47.488 | 1:15.552 | 53.616 | 193.9 | 35:53.336 | 2 | 1 | 2:48.291 | 48.856 | 1:15.923 | 43.512 | 204.2 | 5:49.954 |
| 259 BS Racing Team BMW E46 GTR SS1 1. Marcel/Peter van de Maat | | | | | | | | 3 | 1 | 2:46.171 | 48.314 | 1:15.238 | 42.619 | 208.9 | 8:36.125 |
| 1 | 1 | 2:46.143 | 49.969 | 1:15.014 | 41.160 | 227.8 | 2:46.143 | 4 | 1 | 2:46.614 | 47.542 | 1:14.677 | 44.395 | 212.2 | 11:22.739 |
| 2 | 1 | 2:40.778 | 46.294 | 1:13.757 | 40.727 | 218.6 | 5:26.921 | 5 | 1 | 3:16.231 | 1:18.867 | 1:14.881 | 42.483 | 206.5 | 14:38.970 |
| 262 Van der Kooi Racing Lotus Exige V6 SS1 1. Roelant de Waard | | | | | | | | 6 | 1 | 2:45.273 | 47.444 | 1:15.147 | 42.682 | 212.2 | 17:24.243 |
| 1 | 1 | 2:48.845 | 50.480 | 1:17.150 | 41.215 | 234.8 | 2:48.845 | 7 | 1 | 2:45.284 | 47.425 | 1:14.899 | 42.960 | 206.9 | 20:09.527 |
| 2 | 1 | 2:48.073 | 51.497 | 1:15.212 | 41.364 | 229.3 | 5:36.918 | 8 | 1 | 2:45.547 | 47.648 | 1:15.294 | 42.605 | 216.4 | 22:55.074 |
| 3 | 1 | 2:43.890 | 46.214 | 1:14.686 | 42.990 | 238.4 | 8:20.808 | 9 | 1 | 2:47.257 | 47.684 | 1:16.403 | 43.170 | 210.1 | 25:42.331 |
| 4 | 1 | 2:41.853 | 45.802 | 1:14.289 | 41.762 | 240.0 | 11:02.661 | 10 | 1 | 2:52.926 B | 47.831 | 1:15.869 | 49.226 | 210.9 | 28:35.257 |
| 5 | 1 | 3:17.194 | 1:19.554 | 1:16.302 | 41.338 | 105.1 | 14:19.855 | 11 | 1 | 4:02.814 | 2:03.975 | 1:15.784 | 43.055 | 208.9 | 32:38.071 |
| 6 | 1 | 2:43.124 | 45.736 | 1:14.802 | 42.586 | 229.8 | 17:02.979 | 12 | 1 | 2:47.206 | 47.791 | 1:16.246 | 43.169 | 209.3 | 35:25.277 |
| 7 | 1 | 2:40.887 | 45.338 | 1:14.270 | 41.279 | 228.8 | 19:43.866 | 13 | 1 | 2:46.992 | 48.062 | 1:16.004 | 42.926 | 208.9 | 38:12.269 |
| 8 | 1 | 2:40.108 | 45.598 | 1:13.629 | 40.881 | 241.6 | 22:23.974 | 14 | 1 | 2:48.747 | 47.452 | 1:18.098 | 43.197 | 206.1 | 41:01.016 |
| 9 | 1 | 2:41.282 | 45.337 | 1:14.834 | 41.111 | 242.7 | 25:05.256 | 15 | 1 | 2:46.441 | 47.381 | 1:15.803 | 43.257 | 219.5 | 43:47.457 |
| 10 | 1 | 2:40.977 | 45.635 | 1:13.785 | 40.557 | 242.2 | 27:46.233 | 16 | 1 | 2:53.268 B | 47.786 | 1:16.885 | 48.597 | 211.8 | 46:40.725 |
| 11 | 1 | 2:40.192 | 45.930 | 1:13.583 | 40.679 | 240.0 | 30:26.425 | 17 | 1 | 2:57.619 | 57.877 | 1:16.824 | 42.918 | 201.5 | 49:38.344 |
| 12 | 1 | 2:41.050 | 45.449 | 1:14.104 | 41.497 | 240.0 | 33:07.475 | 18 | 1 | 2:47.438 | 47.595 | 1:16.613 | 43.230 | 217.7 | 52:25.782 |
| 13 | 1 | 2:41.943 | 45.804 | 1:14.441 | 41.698 | 240.0 | 35:49.418 | 19 | 1 | 2:49.368 | 47.377 | 1:18.087 | 43.904 | 199.3 | 55:15.150 |
| 14 | 1 | 2:48.153 B | 46.708 | 1:13.948 | 47.497 | 241.6 | 38:37.571 | 20 | 1 | 2:50.024 | 47.929 | 1:18.587 | 43.508 | 219.5 | 58:05.174 |
| 15 | 1 | 4:10.167 | 2:11.635 | 1:16.892 | 41.640 | 236.8 | 42:47.738 | 21 | 1 | 2:48.708 | 47.410 | 1:17.643 | 43.655 | 210.5 | 1:00:53.882 |
| 16 | 1 | 2:41.060 | 46.122 | 1:14.307 | 40.631 | 235.3 | 45:28.798 | 22 | 1 | 2:49.386 | 47.661 | 1:18.429 | 43.296 | 218.2 | 1:03:43.268 |
| 17 | 1 | 2:41.875 | 46.137 | 1:14.878 | 40.860 | 237.9 | 48:10.673 | 306 Intersport Racing BMW E46 M3 SS2 1. Adam/Kevin Hayes/Clark | | | | | | | |




SUPERCAR CHALLENGE
SPA EURO RACE
RACE 1

Sector Analysis

■ Personal Best ■ Session Best B Crossing the finish line in pit lane

| Lap | D | Time | Sector 1 | Sector 2 | Sector 3 | T. Spd | Elapsed | Lap | D | Time | Sector 1 | Sector 2 | Sector 3 | T. Spd | Elapsed |
|--|---|-----------------|---------------|-----------------|---------------|--------|-------------|--|---|-----------------|---------------|-----------------|---------------|--------|-------------|
| 1 | 1 | 2:57.740 | 54.959 | 1:20.129 | 42.652 | 195.7 | 2:57.740 | 23 | 1 | 2:46.246 | 46.943 | 1:16.019 | 43.284 | 222.2 | 1:05:26.502 |
| 2 | 1 | 2:45.165 | 46.483 | 1:16.046 | 42.636 | 216.9 | 5:42.905 | 351 DRDO-Koopman Racing BMW M3 E46 1.Peter Koelewijn DRDO | | | | | | | |
| 3 | 1 | 2:44.957 | 46.189 | 1:16.290 | 42.478 | 217.3 | 8:27.862 | 1 | 1 | 2:59.538 | 55.498 | 1:20.857 | 43.183 | 200.7 | 2:59.538 |
| 4 | 1 | 2:47.964 | 46.981 | 1:16.466 | 44.517 | 225.0 | 11:15.826 | 2 | 1 | 2:49.244 | 47.891 | 1:17.794 | 43.559 | 211.8 | 5:48.782 |
| 5 | 1 | 3:18.675 | 1:19.718 | 1:16.592 | 42.365 | 193.9 | 14:34.501 | 3 | 1 | 2:50.434 | 48.679 | 1:18.408 | 43.347 | 215.6 | 8:39.216 |
| 6 | 1 | 2:44.748 | 47.179 | 1:15.816 | 41.753 | 215.6 | 17:19.249 | 4 | 1 | 2:59.807 | 48.235 | 1:17.941 | 53.631 | 221.3 | 11:39.023 |
| 311 Spork Racing Team Seat Leon Supercopa 1.Jimmy/Kris Adriaenssens/ SS2 | | | | | | | | 5 | 1 | 3:08.228 | 1:08.102 | 1:17.031 | 43.095 | 218.6 | 14:47.251 |
| 1 | 1 | 2:53.988 | 54.122 | 1:17.131 | 42.735 | 208.9 | 2:53.988 | 6 | 1 | 2:48.855 | 48.320 | 1:17.428 | 43.107 | 216.4 | 17:36.106 |
| 2 | 1 | 2:47.546 | 48.615 | 1:15.223 | 43.708 | 211.8 | 5:41.534 | 7 | 1 | 2:47.993 | 48.000 | 1:16.814 | 43.179 | 220.0 | 20:24.099 |
| 3 | 1 | 2:46.569 | 48.301 | 1:15.238 | 43.030 | 213.4 | 8:28.103 | 8 | 1 | 2:47.740 | 47.927 | 1:16.622 | 43.191 | 215.6 | 23:11.839 |
| 4 | 1 | 2:45.395 | 47.782 | 1:14.954 | 42.659 | 215.6 | 11:13.498 | 9 | 1 | 2:57.096 B | 48.003 | 1:17.287 | 51.806 | 214.7 | 26:08.935 |
| 5 | 1 | 3:18.089 | 1:22.032 | 1:13.628 | 42.429 | 178.8 | 14:31.587 | 10 | 1 | 4:44.352 | 2:42.382 | 1:18.173 | 43.797 | 207.7 | 30:53.287 |
| 6 | 1 | 2:43.492 | 47.743 | 1:13.482 | 42.267 | 215.1 | 17:15.079 | 11 | 1 | 2:49.425 | 48.522 | 1:17.584 | 43.319 | 216.9 | 33:42.712 |
| 7 | 1 | 2:43.745 | 47.617 | 1:13.712 | 42.416 | 215.1 | 19:58.824 | 12 | 1 | 2:49.150 | 48.439 | 1:17.172 | 43.539 | 215.6 | 36:31.862 |
| 8 | 1 | 2:44.317 | 47.648 | 1:14.058 | 42.611 | 215.6 | 22:43.141 | 13 | 1 | 2:50.725 | 48.263 | 1:18.225 | 44.237 | 221.3 | 39:22.587 |
| 9 | 1 | 2:51.942 B | 47.589 | 1:15.239 | 49.114 | 216.4 | 25:35.083 | 352 DRDO-Koopman Racing BMW M3 E46 1.Emile/Ronald Drummen/F DRDO | | | | | | | |
| 10 | 1 | 4:01.526 | 2:02.129 | 1:16.399 | 42.998 | 209.3 | 29:36.609 | 1 | 1 | 3:03.320 | 56.132 | 1:22.542 | 44.646 | 194.2 | 3:03.320 |
| 11 | 1 | 2:43.998 | 48.082 | 1:13.622 | 42.294 | 213.0 | 32:20.607 | 2 | 1 | 2:50.010 | 48.863 | 1:17.625 | 43.522 | 218.2 | 5:53.330 |
| 12 | 1 | 2:43.673 | 47.599 | 1:13.683 | 42.391 | 213.9 | 35:04.280 | 3 | 1 | 2:50.740 | 49.172 | 1:18.229 | 43.339 | 214.7 | 8:44.070 |
| 13 | 1 | 2:46.251 | 47.631 | 1:15.169 | 43.451 | 214.3 | 37:50.531 | 4 | 1 | 3:02.050 | 49.336 | 1:17.670 | 55.044 | 211.4 | 11:46.120 |
| 14 | 1 | 2:44.978 | 47.991 | 1:14.282 | 42.705 | 215.1 | 40:35.509 | 5 | 1 | 3:03.905 | 1:02.754 | 1:17.489 | 43.662 | 218.6 | 14:50.025 |
| 15 | 1 | 2:46.700 | 48.526 | 1:14.902 | 43.272 | 214.7 | 43:22.209 | 6 | 1 | 2:50.388 | 49.037 | 1:17.632 | 43.719 | 220.0 | 17:40.413 |
| 16 | 1 | 2:46.169 | 48.204 | 1:15.180 | 42.785 | 213.4 | 46:08.378 | 7 | 1 | 2:56.902 B | 48.590 | 1:17.241 | 51.071 | 222.7 | 20:37.315 |
| 17 | 1 | 2:45.228 | 47.740 | 1:14.666 | 42.822 | 214.3 | 48:53.606 | 8 | 1 | 4:29.916 | 2:20.572 | 1:22.407 | 46.937 | 210.5 | 25:07.231 |
| 18 | 1 | 2:45.277 | 47.864 | 1:14.690 | 42.723 | 214.3 | 51:38.883 | 9 | 1 | 2:58.771 | 50.864 | 1:21.666 | 46.241 | 191.2 | 28:06.002 |
| 19 | 1 | 2:46.224 | 47.945 | 1:15.351 | 42.928 | 213.4 | 54:25.107 | 10 | 1 | 2:57.066 | 50.995 | 1:20.543 | 45.528 | 186.2 | 31:03.068 |
| 20 | 1 | 2:46.086 | 48.130 | 1:15.104 | 42.852 | 214.7 | 57:11.193 | 11 | 1 | 2:56.563 | 50.088 | 1:20.326 | 46.149 | 194.2 | 33:59.631 |
| 21 | 1 | 2:45.331 | 47.920 | 1:14.754 | 42.657 | 215.6 | 59:56.524 | 12 | 1 | 2:56.025 | 49.967 | 1:20.382 | 45.676 | 194.9 | 36:55.656 |
| 22 | 1 | 2:47.181 | 49.070 | 1:15.330 | 42.781 | 212.2 | 1:02:43.705 | 13 | 1 | 2:58.031 | 50.434 | 1:21.690 | 45.907 | 190.5 | 39:53.687 |
| 23 | 1 | 2:47.123 | 48.360 | 1:15.562 | 43.201 | 214.3 | 1:05:30.828 | 14 | 1 | 3:00.565 | 51.303 | 1:22.282 | 46.980 | 166.9 | 42:54.252 |
| 324 West Suffolk Racing BMW E90 1.Ollie Taylor SS2 2.Jordan Albert | | | | | | | | 15 | 1 | 2:56.435 | 51.073 | 1:20.018 | 45.344 | 204.2 | 45:50.687 |
| 1 | 1 | 2:49.654 | 52.203 | 1:15.762 | 41.689 | 229.3 | 2:49.654 | 16 | 1 | 2:58.690 | 51.391 | 1:21.614 | 45.685 | 196.4 | 48:49.377 |
| 2 | 1 | 2:42.594 | 46.923 | 1:14.188 | 41.483 | 232.3 | 5:32.248 | 17 | 1 | 3:07.210 | 50.200 | 1:20.990 | 56.020 | 195.7 | 51:56.587 |
| 3 | 1 | 2:41.388 | 45.845 | 1:13.995 | 41.548 | 225.0 | 8:13.636 | 18 | 1 | 2:57.314 | 50.457 | 1:20.430 | 46.427 | 188.8 | 54:53.901 |
| 4 | 1 | 2:40.454 | 45.944 | 1:13.185 | 41.325 | 229.8 | 10:54.090 | 19 | 1 | 2:57.091 | 50.262 | 1:20.339 | 46.490 | 201.9 | 57:50.992 |
| 5 | 1 | 3:19.509 | 1:23.309 | 1:15.018 | 41.182 | 101.9 | 14:13.599 | 20 | 1 | 2:58.119 | 51.192 | 1:20.361 | 46.566 | 193.9 | 1:00:49.111 |
| 6 | 1 | 2:40.911 | 45.784 | 1:13.254 | 41.873 | 231.3 | 16:54.510 | 21 | 1 | 2:58.716 | 49.401 | 1:22.246 | 47.069 | 206.9 | 1:03:47.827 |
| 7 | 1 | 2:40.843 | 45.516 | 1:13.878 | 41.449 | 234.3 | 19:35.353 | 354 DRDO-Koopman Racing BMW M3 E46 1.Freddy Schaap DRDO | | | | | | | |
| 8 | 1 | 2:42.298 | 45.801 | 1:14.125 | 42.372 | 231.8 | 22:17.651 | 1 | 1 | 3:08.010 | 1:00.042 | 1:22.955 | 45.013 | 188.8 | 3:08.010 |
| 9 | 1 | 2:45.043 | 46.238 | 1:17.102 | 41.703 | 226.9 | 25:02.694 | 2 | 1 | 2:54.324 | 49.686 | 1:19.881 | 44.757 | 214.7 | 6:02.334 |
| 10 | 1 | 2:51.925 B | 46.105 | 1:14.657 | 51.163 | 222.7 | 27:54.619 | 3 | 1 | 2:56.283 | 50.577 | 1:20.485 | 45.221 | 213.0 | 8:58.617 |
| 11 | 1 | 4:38.580 | 2:41.027 | 1:15.273 | 42.280 | 223.6 | 32:33.199 | 4 | 1 | 3:23.363 | 50.404 | 1:20.223 | 1:12.736 | 213.0 | 12:21.980 |
| 12 | 1 | 2:43.278 | 46.874 | 1:14.278 | 42.126 | 228.8 | 35:16.477 | 5 | 1 | 2:58.886 | 54.348 | 1:20.016 | 44.522 | 205.7 | 15:20.866 |
| 13 | 1 | 2:44.797 | 46.761 | 1:14.584 | 43.452 | 230.8 | 38:01.274 | 6 | 1 | 2:53.388 | 49.031 | 1:19.547 | 44.810 | 221.8 | 18:14.254 |
| 14 | 1 | 2:43.217 | 46.524 | 1:14.684 | 42.009 | 228.8 | 40:44.491 | 7 | 1 | 3:03.664 B | 49.229 | 1:20.924 | 53.511 | 223.6 | 21:17.918 |
| 15 | 1 | 2:44.754 | 46.206 | 1:16.827 | 41.721 | 230.8 | 43:29.245 | 8 | 1 | 4:13.289 | 2:07.709 | 1:21.167 | 44.413 | 218.6 | 25:31.207 |
| 16 | 1 | 2:45.547 | 46.335 | 1:16.358 | 42.854 | 229.8 | 46:14.792 | 9 | 1 | 2:56.698 | 50.428 | 1:21.607 | 44.663 | 220.4 | 28:27.905 |
| 17 | 1 | 2:43.025 | 46.293 | 1:14.519 | 42.213 | 231.8 | 48:57.817 | 10 | 1 | 2:54.833 | 50.170 | 1:20.313 | 44.350 | 221.8 | 31:22.738 |
| 18 | 1 | 2:43.620 | 46.473 | 1:15.496 | 41.651 | 231.3 | 51:41.437 | 11 | 1 | 2:53.083 | 49.388 | 1:19.570 | 44.125 | 218.2 | 34:15.821 |
| 19 | 1 | 2:44.401 | 47.808 | 1:14.617 | 41.976 | 215.1 | 54:25.838 | 12 | 1 | 2:55.013 | 49.754 | 1:20.911 | 44.348 | 220.4 | 37:10.834 |
| 20 | 1 | 2:44.250 | 46.507 | 1:15.536 | 42.207 | 226.9 | 57:10.088 | | | | | | | | |
| 21 | 1 | 2:44.315 | 45.947 | 1:15.703 | 42.665 | 226.9 | 59:54.403 | | | | | | | | |
| 22 | 1 | 2:45.853 | 46.434 | 1:16.190 | 43.229 | 226.4 | 1:02:40.256 | | | | | | | | |



SUPERCAR CHALLENGE
SPA EURO RACE
RACE 1

Sector Analysis

■ Personal Best ■ Session Best B Crossing the finish line in pit lane


| Lap | D | Time | Sector 1 | Sector 2 | Sector 3 | T. Spd | Elapsed | Lap | D | Time | Sector 1 | Sector 2 | Sector 3 | T. Spd | Elapsed |
|-----|---|------------|---------------|-----------------|---------------|--------|-------------|--|---|-----------------|---------------|-----------------|---------------|--------|-------------|
| 13 | 1 | 2:56.485 | 49.420 | 1:21.264 | 45.801 | 218.2 | 40:07.319 | 21 | 1 | 2:57.499 | 50.349 | 1:20.562 | 46.588 | 197.8 | 1:05:08.276 |
| 14 | 1 | 2:58.045 | 49.576 | 1:23.833 | 44.636 | 218.6 | 43:05.364 | 358 DRDO - Certainty BMW M3 E46 1.Floris Dullaart DRDO | | | | | | | |
| 15 | 1 | 2:54.106 | 49.268 | 1:20.366 | 44.472 | 221.8 | 45:59.470 | 1 | 1 | 3:04.726 | 56.569 | 1:22.123 | 46.034 | 196.7 | 3:04.726 |
| 16 | 1 | 2:55.827 | 49.858 | 1:20.962 | 45.007 | 221.3 | 48:55.297 | 2 | 1 | 2:51.933 | 49.012 | 1:18.018 | 44.903 | 216.0 | 5:56.659 |
| 17 | 1 | 3:02.477 B | 49.428 | 1:20.782 | 52.267 | 211.4 | 51:57.774 | 360 DRDO BMW GTR 1.Cees/Leon Lubbers/Rijnbe SS1 | | | | | | | |
| 18 | 1 | 3:04.497 | 1:00.701 | 1:19.730 | 44.066 | 207.7 | 55:02.271 | 1 | 1 | 3:02.496 | 54.793 | 1:22.658 | 45.045 | 198.5 | 3:02.496 |
| 19 | 1 | 2:53.997 | 49.376 | 1:19.514 | 45.107 | 197.8 | 57:56.268 | 2 | 1 | 2:53.368 | 49.247 | 1:18.908 | 45.213 | 217.3 | 5:55.864 |
| 20 | 1 | 2:54.037 | 49.524 | 1:20.165 | 44.348 | 216.0 | 1:00:50.305 | 3 | 1 | 2:51.261 | 48.509 | 1:17.772 | 44.980 | 214.7 | 8:47.125 |
| 21 | 1 | 2:55.425 | 48.981 | 1:21.768 | 44.676 | 216.9 | 1:03:45.730 | 4 | 1 | 3:00.509 | 48.945 | 1:16.964 | 54.600 | 217.3 | 11:47.634 |

| Lap | D | Time | Sector 1 | Sector 2 | Sector 3 | T. Spd | Elapsed |
|-----|---|-----------------|---------------|-----------------|---------------|--------|-------------|
| 1 | 1 | 3:00.236 | 54.817 | 1:22.174 | 43.245 | 198.2 | 3:00.236 |
| 2 | 1 | 2:48.261 | 48.074 | 1:16.265 | 43.922 | 220.4 | 5:48.497 |
| 3 | 1 | 2:50.043 | 47.708 | 1:18.819 | 43.516 | 214.3 | 8:38.540 |
| 4 | 1 | 2:57.566 | 47.904 | 1:16.765 | 52.897 | 220.4 | 11:36.106 |
| 5 | 1 | 3:10.099 | 1:09.862 | 1:16.613 | 43.624 | 214.7 | 14:46.205 |
| 6 | 1 | 2:48.051 | 47.661 | 1:16.946 | 43.444 | 217.3 | 17:34.256 |
| 7 | 1 | 2:48.725 | 48.283 | 1:16.778 | 43.664 | 219.1 | 20:22.981 |
| 8 | 1 | 2:48.139 | 48.407 | 1:16.061 | 43.671 | 221.3 | 23:11.120 |
| 9 | 1 | 2:56.385 B | 48.416 | 1:17.178 | 50.791 | 222.7 | 26:07.505 |
| 10 | 1 | 4:34.529 | 2:31.674 | 1:17.877 | 44.978 | 204.5 | 30:42.034 |
| 11 | 1 | 2:48.855 | 47.955 | 1:16.969 | 43.931 | 220.9 | 33:30.889 |
| 12 | 1 | 2:48.913 | 48.282 | 1:17.186 | 43.445 | 213.9 | 36:19.802 |
| 13 | 1 | 2:48.907 | 48.158 | 1:16.980 | 43.769 | 217.7 | 39:08.709 |
| 14 | 1 | 2:52.240 | 50.442 | 1:17.538 | 44.260 | 212.2 | 42:00.949 |
| 15 | 1 | 2:49.823 | 48.079 | 1:17.818 | 43.926 | 213.4 | 44:50.772 |
| 16 | 1 | 2:51.979 | 48.736 | 1:19.037 | 44.206 | 220.0 | 47:42.751 |
| 17 | 1 | 2:52.104 | 48.151 | 1:18.635 | 45.318 | 216.0 | 50:34.855 |
| 18 | 1 | 2:50.320 | 47.947 | 1:18.437 | 43.936 | 213.4 | 53:25.175 |
| 19 | 1 | 2:51.637 | 48.287 | 1:18.511 | 44.839 | 207.3 | 56:16.812 |
| 20 | 1 | 2:52.636 | 48.430 | 1:19.787 | 44.419 | 220.0 | 59:09.448 |
| 21 | 1 | 2:51.848 | 48.606 | 1:18.450 | 44.792 | 220.9 | 1:02:01.296 |
| 22 | 1 | 2:51.272 | 48.310 | 1:17.696 | 45.266 | 217.7 | 1:04:52.568 |

| Lap | D | Time | Sector 1 | Sector 2 | Sector 3 | T. Spd | Elapsed |
|-----|---|-----------------|---------------|-----------------|---------------|--------|-------------|
| 1 | 1 | 3:07.427 | 59.145 | 1:22.578 | 45.704 | 190.5 | 3:07.427 |
| 2 | 1 | 2:55.876 | 51.133 | 1:19.706 | 45.037 | 197.4 | 6:03.303 |
| 3 | 1 | 2:55.860 | 50.489 | 1:19.922 | 45.449 | 209.7 | 8:59.163 |
| 4 | 1 | 3:23.846 | 50.296 | 1:20.089 | 1:13.461 | 200.0 | 12:23.009 |
| 5 | 1 | 2:55.987 | 51.555 | 1:19.637 | 44.795 | 200.4 | 15:18.996 |
| 6 | 1 | 2:52.790 | 49.681 | 1:18.374 | 44.735 | 205.7 | 18:11.786 |
| 7 | 1 | 2:53.394 | 49.627 | 1:18.573 | 45.194 | 210.5 | 21:05.180 |
| 8 | 1 | 2:54.788 | 49.920 | 1:19.654 | 45.214 | 204.9 | 23:59.968 |
| 9 | 1 | 2:59.568 B | 49.776 | 1:18.844 | 50.948 | 203.8 | 26:59.536 |
| 10 | 1 | 4:16.259 | 2:12.139 | 1:19.204 | 44.916 | 196.7 | 31:15.795 |
| 11 | 1 | 2:52.992 | 49.769 | 1:18.642 | 44.581 | 201.9 | 34:08.787 |
| 12 | 1 | 2:53.088 | 49.559 | 1:18.876 | 44.653 | 204.2 | 37:01.875 |
| 13 | 1 | 2:54.509 | 50.943 | 1:19.060 | 44.506 | 201.1 | 39:56.384 |
| 14 | 1 | 2:56.924 | 49.698 | 1:21.542 | 45.684 | 197.1 | 42:53.308 |
| 15 | 1 | 3:10.660 B | 55.832 | 1:21.209 | 53.619 | 183.4 | 46:03.968 |
| 16 | 1 | 3:57.519 | 1:48.536 | 1:21.939 | 47.044 | 186.2 | 50:01.487 |
| 17 | 1 | 3:05.255 | 52.006 | 1:25.424 | 47.825 | 187.5 | 53:06.742 |
| 18 | 1 | 3:01.349 | 51.738 | 1:22.326 | 47.285 | 192.5 | 56:08.091 |
| 19 | 1 | 2:59.548 | 50.881 | 1:22.320 | 46.347 | 196.4 | 59:07.639 |
| 20 | 1 | 3:03.138 | 55.321 | 1:21.716 | 46.101 | 196.0 | 1:02:10.777 |

| Lap | D | Time | Sector 1 | Sector 2 | Sector 3 | T. Spd | Elapsed |
|-----|---|-----------------|---------------|-----------------|---------------|--------|-----------|
| 1 | 1 | 3:14.290 | 1:03.524 | 1:23.284 | 47.482 | 188.5 | 3:14.290 |
| 2 | 1 | 3:05.904 | 53.346 | 1:22.117 | 50.441 | 194.9 | 6:20.194 |
| 3 | 1 | 4:07.820 B | 59.300 | 1:48.953 | 1:19.567 | 151.0 | 10:28.014 |

| Lap | D | Time | Sector 1 | Sector 2 | Sector 3 | T. Spd | Elapsed |
|-----|---|-----------------|---------------|-----------------|---------------|--------|-----------|
| 1 | 1 | 3:13.238 | 1:03.012 | 1:22.934 | 47.292 | 191.8 | 3:13.238 |
| 2 | 1 | 3:01.200 | 53.714 | 1:21.106 | 46.380 | 186.2 | 6:14.438 |
| 3 | 1 | 3:00.399 | 53.383 | 1:20.637 | 46.379 | 189.1 | 9:14.837 |
| 4 | 1 | 3:28.976 | 53.393 | 1:23.756 | 1:11.827 | 188.5 | 12:43.813 |
| 5 | 1 | 3:01.114 | 53.559 | 1:21.400 | 46.155 | 188.5 | 15:44.927 |
| 6 | 1 | 3:02.454 | 53.098 | 1:22.164 | 47.192 | 192.2 | 18:47.381 |
| 7 | 1 | 2:57.818 | 52.746 | 1:19.595 | 45.477 | 190.8 | 21:45.199 |
| 8 | 1 | 2:58.031 | 52.810 | 1:19.187 | 46.034 | 190.1 | 24:43.230 |
| 9 | 1 | 3:00.338 | 53.830 | 1:19.846 | 46.662 | 189.8 | 27:43.568 |
| 10 | 1 | 3:03.252 | 53.107 | 1:23.644 | 46.501 | 189.5 | 30:46.820 |
| 11 | 1 | 3:08.092 B | 53.216 | 1:21.117 | 53.759 | 189.5 | 33:54.912 |
| 12 | 1 | 4:14.181 | 2:06.558 | 1:21.368 | 46.255 | 189.5 | 38:09.093 |
| 13 | 1 | 3:01.455 | 52.514 | 1:22.381 | 46.560 | 190.5 | 41:10.548 |
| 14 | 1 | 2:59.273 | 53.328 | 1:20.151 | 45.794 | 188.8 | 44:09.821 |
| 15 | 1 | 2:59.673 | 53.255 | 1:20.309 | 46.109 | 188.5 | 47:09.494 |
| 16 | 1 | 3:00.691 | 54.645 | 1:20.094 | 45.952 | 187.8 | 50:10.185 |



SUPERCAR CHALLENGE

SPA EURO RACE

RACE 1

Sector Analysis

■ Personal Best ■ Session Best B Crossing the finish line in pit lane

| Lap | D | Time | Sector 1 | Sector 2 | Sector 3 | T. Spd | Elapsed | Lap | D | Time | Sector 1 | Sector 2 | Sector 3 | T. Spd | Elapsed |
|-----|---|----------|----------|----------|----------|--------|-------------|-----|---|----------|----------|----------|----------|--------|-----------|
| 17 | 1 | 3:00.440 | 53.203 | 1:20.885 | 46.352 | 190.1 | 53:10.625 | 1 | 1 | 3:14.232 | 1:04.517 | 1:21.921 | 47.794 | 187.2 | 3:14.232 |
| 18 | 1 | 3:01.026 | 53.800 | 1:20.743 | 46.483 | 192.2 | 56:11.651 | 2 | 1 | 3:02.352 | 53.948 | 1:21.858 | 46.546 | 186.2 | 6:16.584 |
| 19 | 1 | 3:03.353 | 54.523 | 1:21.767 | 47.063 | 191.5 | 59:15.004 | 3 | 1 | 3:01.571 | 53.794 | 1:20.581 | 47.196 | 185.9 | 9:18.155 |
| 20 | 1 | 2:58.697 | 52.850 | 1:20.102 | 45.745 | 193.5 | 1:02:13.701 | 4 | 1 | 3:31.746 | 54.776 | 1:24.140 | 1:12.830 | 184.6 | 12:49.901 |
| 21 | 1 | 3:00.076 | 52.869 | 1:19.950 | 47.257 | 191.8 | 1:05:13.777 | 5 | 1 | 2:58.479 | 52.771 | 1:19.475 | 46.233 | 183.1 | 15:48.380 |

402 Traxx Racing Team

1.Chris/Bart Voet/van den B Peugeot RCZ Cup Sport

| | | | | | | | |
|----|---|-----------------|---------------|-----------------|---------------|-------|-------------|
| 1 | 1 | 3:30.047 | 58.368 | 1:47.146 | 44.533 | 204.2 | 3:30.047 |
| 2 | 1 | 2:54.516 | 51.124 | 1:18.635 | 44.757 | 200.0 | 6:24.563 |
| 3 | 1 | 2:54.790 | 52.228 | 1:18.468 | 44.094 | 195.7 | 9:19.353 |
| 4 | 1 | 3:26.474 | 51.736 | 1:24.107 | 1:10.631 | 197.1 | 12:45.827 |
| 5 | 1 | 2:52.983 | 50.889 | 1:17.706 | 44.388 | 198.9 | 15:38.810 |
| 6 | 1 | 2:53.645 | 50.770 | 1:18.005 | 44.870 | 201.1 | 18:32.455 |
| 7 | 1 | 2:54.055 | 50.610 | 1:18.665 | 44.780 | 202.2 | 21:26.510 |
| 8 | 1 | 2:53.265 | 50.767 | 1:17.709 | 44.789 | 200.7 | 24:19.775 |
| 9 | 1 | 2:53.488 | 51.026 | 1:17.905 | 44.557 | 199.6 | 27:13.263 |
| 10 | 1 | 2:53.731 | 50.986 | 1:18.098 | 44.647 | 199.3 | 30:06.994 |
| 11 | 1 | 3:01.934 | B 50.903 | 1:18.122 | 52.909 | 204.5 | 33:08.928 |
| 12 | 1 | 4:44.632 | 2:38.564 | 1:20.316 | 45.752 | 196.7 | 37:53.560 |
| 13 | 1 | 2:52.986 | 50.096 | 1:17.473 | 45.417 | 204.2 | 40:46.546 |
| 14 | 1 | 2:55.344 | 50.079 | 1:19.470 | 45.795 | 206.1 | 43:41.890 |
| 15 | 1 | 2:51.670 | 49.981 | 1:17.274 | 44.415 | 204.2 | 46:33.560 |
| 16 | 1 | 2:52.110 | 50.395 | 1:17.324 | 44.391 | 203.0 | 49:25.670 |
| 17 | 1 | 2:51.665 | 49.940 | 1:17.416 | 44.309 | 203.0 | 52:17.335 |
| 18 | 1 | 2:51.977 | 49.801 | 1:17.937 | 44.239 | 204.2 | 55:09.312 |
| 19 | 1 | 2:52.995 | 50.197 | 1:17.883 | 44.915 | 203.4 | 58:02.307 |
| 20 | 1 | 2:54.178 | 50.191 | 1:19.031 | 44.956 | 203.4 | 1:00:56.485 |
| 21 | 1 | 2:53.605 | 49.979 | 1:18.773 | 44.853 | 203.8 | 1:03:50.090 |

403 Spirit Racing

1.Rob Nieman Renault Clio RS 2.0 16V Sport

| | | | | | | | |
|----|---|-----------------|---------------|-----------------|---------------|-------|-------------|
| 1 | 1 | 3:08.971 | 59.657 | 1:22.610 | 46.704 | 185.2 | 3:08.971 |
| 2 | 1 | 2:55.390 | 50.479 | 1:19.731 | 45.180 | 201.9 | 6:04.361 |
| 3 | 1 | 2:54.862 | 51.251 | 1:18.542 | 45.069 | 199.6 | 8:59.223 |
| 4 | 1 | 3:36.839 | 51.765 | 1:19.906 | 1:25.168 | 202.6 | 12:36.062 |
| 5 | 1 | 3:06.406 | 1:01.956 | 1:19.330 | 45.120 | 200.0 | 15:42.468 |
| 6 | 1 | 2:54.494 | 51.314 | 1:17.484 | 45.696 | 204.5 | 18:36.962 |
| 7 | 1 | 2:53.268 | 50.403 | 1:18.792 | 44.073 | 206.9 | 21:30.230 |
| 8 | 1 | 2:53.080 | 50.640 | 1:17.655 | 44.785 | 204.9 | 24:23.310 |
| 9 | 1 | 2:53.833 | 50.859 | 1:17.724 | 45.250 | 202.2 | 27:17.143 |
| 10 | 1 | 3:03.867 | B 53.019 | 1:19.487 | 51.361 | 195.7 | 30:21.010 |
| 11 | 1 | 4:14.830 | 2:05.546 | 1:20.292 | 48.992 | 200.0 | 34:35.840 |
| 12 | 1 | 2:57.380 | 52.221 | 1:18.767 | 46.392 | 197.1 | 37:33.220 |
| 13 | 1 | 2:55.339 | 50.960 | 1:18.982 | 45.397 | 203.4 | 40:28.559 |
| 14 | 1 | 2:54.465 | 50.802 | 1:18.510 | 45.153 | 201.5 | 43:23.024 |
| 15 | 1 | 2:55.601 | 51.305 | 1:19.373 | 44.923 | 204.5 | 46:18.625 |
| 16 | 1 | 2:54.238 | 51.296 | 1:18.420 | 44.522 | 200.7 | 49:12.863 |
| 17 | 1 | 2:53.718 | 50.855 | 1:18.268 | 44.595 | 199.3 | 52:06.581 |
| 18 | 1 | 2:54.015 | 50.604 | 1:18.850 | 44.561 | 201.1 | 55:00.596 |
| 19 | 1 | 2:54.580 | 50.731 | 1:18.622 | 45.227 | 203.4 | 57:55.176 |
| 20 | 1 | 2:59.435 | 51.126 | 1:21.570 | 46.739 | 189.5 | 1:00:54.611 |
| 21 | 1 | 2:57.371 | 51.096 | 1:19.888 | 46.387 | 193.2 | 1:03:51.982 |


413 AT Motorsport

1.Kim/Wim Troeijen/Lemme Ford Focus Sport

423 Spirit Racing

1.Jos Veldboer Renault Clio RS 2.0 16V

| | | | | | | | |
|----|---|-----------------|---------------|-----------------|---------------|-------|-------------|
| 1 | 1 | 3:12.781 | 1:02.432 | 1:22.810 | 47.539 | 191.8 | 3:12.781 |
| 2 | 1 | 3:02.763 | 54.720 | 1:21.261 | 46.782 | 185.9 | 6:15.544 |
| 3 | 1 | 3:02.474 | 52.825 | 1:22.139 | 47.510 | 190.8 | 9:18.018 |
| 4 | 1 | 3:32.182 | 53.600 | 1:26.827 | 1:11.755 | 188.5 | 12:50.200 |
| 5 | 1 | 3:07.698 | 54.527 | 1:23.852 | 49.319 | 187.5 | 15:57.898 |
| 6 | 1 | 3:06.423 | 55.118 | 1:22.849 | 48.456 | 188.8 | 19:04.321 |
| 7 | 1 | 3:04.825 | 53.383 | 1:23.454 | 47.988 | 186.2 | 22:09.146 |
| 8 | 1 | 3:07.955 | 53.206 | 1:26.164 | 48.585 | 190.8 | 25:17.101 |
| 9 | 1 | 3:08.521 | 53.239 | 1:26.183 | 49.099 | 185.2 | 28:25.622 |
| 10 | 1 | 3:14.478 | B 54.095 | 1:24.223 | 56.160 | 183.1 | 31:40.100 |
| 11 | 1 | 4:20.399 | 2:08.546 | 1:24.091 | 47.762 | 184.9 | 36:00.499 |
| 12 | 1 | 3:06.460 | 53.750 | 1:23.664 | 49.046 | 185.2 | 39:06.959 |
| 13 | 1 | 3:05.851 | 53.585 | 1:23.390 | 48.876 | 185.2 | 42:12.810 |
| 14 | 1 | 3:07.355 | 54.163 | 1:24.900 | 48.292 | 185.9 | 45:20.165 |
| 15 | 1 | 3:09.585 | 55.954 | 1:24.731 | 48.900 | 181.8 | 48:29.750 |
| 16 | 1 | 3:07.460 | 54.074 | 1:24.704 | 48.682 | 184.9 | 51:37.210 |
| 17 | 1 | 3:07.029 | 54.769 | 1:23.434 | 48.826 | 184.6 | 54:44.239 |
| 18 | 1 | 3:06.281 | 53.928 | 1:23.045 | 49.308 | 187.8 | 57:50.520 |
| 19 | 1 | 3:11.029 | 54.911 | 1:26.243 | 49.875 | 183.7 | 1:01:01.549 |
| 20 | 1 | 3:07.098 | 54.156 | 1:23.976 | 48.966 | 186.9 | 1:04:08.647 |



SUPERCAR CHALLENGE
SPA EURO RACE
RACE 2 (60' + 1 lap)

Starting Grid


| | | | | | | |
|----------|--|---------------------------------|------------|--------|------------|---|
| 2:48.905 | Floris Dullaart | DRDO - Certainty | 358 | - 21 - | | |
| 3:28.349 | Andre Seinen | DRDO- Davytec | 371 | - 20 - | 305 | PDS Racing Michael Smith 3:29.074 |
| 2:58.636 | Jos Veldboer | Spirit Racing | 423 | - 19 - | 413 | AT Motorsport Kim/Wim Troeijen/Lemmers 2:59.085 |
| 2:52.355 | Dennis van der Linden | DRDO - Certainty | 357 | - 18 - | 401 | Spirit Racing Bart Drost 2:58.527 |
| 2:51.091 | Rob Nieman | Spirit Racing | 403 | - 17 - | 354 | DRDO-Koopman Racing Freddy Schaap 2:52.153 |
| 2:48.569 | Emile/Ronald Drummen/Friederich | DRDO-Koopman Racing | 352 | - 16 - | 416 | Kustlicht John/Sandra v. der Voort/v. der Sloot 2:50.043 |
| 2:48.135 | Peter Koelewijn | DRDO-Koopman Racing | 351 | - 15 - | 402 | Traxx Racing Team Chris/Bart Voet/van den Broeck 2:48.434 |
| 2:45.644 | Patrick/Rogier de Vreede/de Leeuw | Brightfiber de Vreede/ de Leeuw | 205 | - 14 - | 355 | DRDO-Koopman Racing Daan/Wouter van Kuijk/Boerekamp 2:47.823 |
| 2:44.530 | Jimmy/Kris Adriaenssens/van Kelet | Spork Racing Team | 311 | - 13 - | 208 | JR Motorsport Ted van Vliet 2:45.445 |
| 2:43.219 | Dirk Schulz | Topper Team | 109 | - 12 - | 360 | DRDO Cees/Leon Lubbers/Rijnbeek 2:44.241 |
| 2:41.434 | Ronald/Luuk van Loon/van Loon | Blueberry Racing | 222 | - 11 - | 306 | Intersport Racing Adam/Kevin Hayes/Clarke 2:41.679 |
| 2:40.473 | Roelant de Waard | Van der Kooi Racing | 262 | - 10 - | 324 | West Suffolk Racing Ollie Taylor 2:41.061 |
| 2:39.110 | Rick Renmans | JR Motorsport | 299 | - 9 - | 246 | Stichting Euro Autosport Ruud Olij 2:39.657 |
| 2:38.291 | Kosta Kanaroglou | E2P Racing | 210 | - 8 - | 127 | Cor Euser Racing Cor Euser 2:38.395 |
| 2:37.142 | Robert/Benjamin van den Berg/van den Berg | Harders Plaza | 245 | - 7 - | 217 | Ferry Monster Motorsport Martin/Teunis Huisman/Van de Griff 2:38.079 |
| 2:36.291 | Dennis/Martin de Borst/de Kleijn | Febo Racing Team | 201 | - 6 - | 259 | BS Racing Team Marcel/Peter van de Maat/Schreurs 2:36.876 |
| 2:33.144 | Edward Grouwels | Team Raceart | 113 | - 5 - | 204 | Munckhof Racing Eric/Henry van den Hunchhof/Zambek 2:35.753 |
| 2:31.953 | Roger Grouwels | Team Raceart | 107 | - 4 - | 169 | ABOG Racing Aart Bosman 2:32.181 |
| 2:30.561 | Daan Meijer | JR Motorsport | 121 | - 3 - | 108 | JR Motorsport Bob Herber 2:31.636 |
| 2:29.505 | John de Wilde | EMG Motorsport | 152 | - 2 - | 123 | SDW Shipping by JR Motorsport Koen/Mark Bogaerts/Van der Aa 2:29.554 |
| 2:27.354 | Patrick/Donald Lamster/Molenaar | EMG Motorsport | 151 | - 1 - | 111 | JR Motorsport Ward/Bas Sluys/Schouten 2:27.463 |

Pole



Stewards:

Timekeeper:



SUPERCAR CHALLENGE
SPA EURO RACE
RACE 2 ((60' +1 lap))

Final Classification

| Drivers | Team | Vehicle | Class | Laps | Total Time | Gap | Kph | Best Lap | |
|--------------------------------------|---------------------------------|---------------------------|-------|------|--------------------|-----------|------|----------|-----------------------|
| | | | | | | | | Lap | Time Kph |
| 1111 Ward/Bas Sluys/Schouten | JR Motorsport | BMW M4 Silhouette | GT | 24 | 1:04:25.729 | - | 97.2 | 5 | 2:29.196 169.0 |
| 2121 Daan Meijer | JR Motorsport | BMW M4 Silhouette | GT | 24 | 1:04:57.713 | +31.984 | 96.4 | 3 | 2:32.094 165.8 |
| 3152 John de Wilde | EMG Motorsport | Porsche 991 GT3 Cup | GT | 24 | 1:05:16.191 | +50.462 | 96.0 | 4 | 2:33.453 164.3 |
| 4108 Bob Herber | JR Motorsport | t.b.a. | GT | 24 | 1:05:18.096 | +52.367 | 95.9 | 5 | 2:33.292 164.5 |
| 5113 Edward Grouwels | Team Raceart | Porsche 991 GT3 Cup | GT | 24 | 1:05:43.519 | +1:17.790 | 95.3 | 6 | 2:33.892 163.8 |
| 6151 Patrick/Donald Lamster/Molenaar | EMG Motorsport | Porsche 991 GT3 Cup | GT | 24 | 1:05:49.523 | +1:23.794 | 95.1 | 5 | 2:30.200 167.9 |
| 7169 Aart Bosman | ABOG Racing | Porsche 991 Cup | GT | 24 | 1:06:33.838 | +2:08.109 | 94.1 | 3 | 2:34.219 163.5 |
| 8201 Dennis/Martin de Borst/de Klei | Fabo Racing Team | Seat Sport Leon Cup Racer | SS1 | 23 | 1:05:00.238 | | 92.3 | 2 | 2:39.549 158.0 |
| 9222 Ronald/Luuk van Loon/van Loon | Blueberry Racing | BMW E46 M3 | SS1 | 23 | 1:05:12.252 | 1 Lap | 92.0 | 13 | 2:40.033 157.6 |
| 10204 Eric/Henry van den Munckhof/Zu | Munckhof Racing | BMW Z4 Coupe GTR | SS1 | 23 | 1:05:19.573 | 1 Lap | 91.9 | 14 | 2:39.614 158.0 |
| 11210 Kosta Kanaroglou | E2P Racing | Ginetta G50 | SS1 | 23 | 1:05:21.986 | 1 Lap | 91.9 | 6 | 2:40.183 157.4 |
| 12262 Roelant de Waard | Van der Kooi Racing | Lotus Exige V6 | SS1 | 23 | 1:05:41.414 | 1 Lap | 91.4 | 14 | 2:41.991 155.7 |
| 13217 Martin/Teunis Huisman/Van de G | Ferry Monster Motorsport | Seat Sport Leon Cup Racer | SS1 | 23 | 1:06:03.903 | 1 Lap | 90.9 | 5 | 2:42.590 155.1 |
| 14246 Ruud Olij | Stichting Euro Autosport | BMW E92 M3 | SS1 | 23 | 1:06:04.923 | 1 Lap | 90.9 | 3 | 2:38.565 159.0 |
| 15324 Ollie Taylor/Jordan Albert | West Suffolk Racing | BMW E90 | SS2 | 23 | 1:06:36.261 | 1 Lap | 90.1 | 5 | 2:40.715 156.9 |
| 16259 Marcel/Peter van de Maat/Schre | BS Racing Team | BMW E46 GTR | SS1 | 22 | 1:04:40.691 | 2 Laps | 88.7 | 22 | 2:41.029 156.6 |
| 17305 Michael Smith | PDS Racing | Seat Leon Supercopa MK11 | SS2 | 22 | 1:04:46.134 | 2 Laps | 88.6 | 7 | 2:43.806 153.9 |
| 18306 Adam/Kevin Hayes/Clarke | Intersport Racing | BMW E46 M3 | SS2 | 22 | 1:05:19.069 | 2 Laps | 87.9 | 5 | 2:44.073 153.7 |
| 19109 Dirk Schulz | Topper Team | Porsche 997 GT3 Cup | GT | 22 | 1:05:47.463 | 2 Laps | 87.3 | 2 | 2:47.817 150.2 |
| 20351 Peter Koelewijn | DRDO-Koopman Racing | BMW M3 E46 | DRDO | 22 | 1:06:03.322 | 2 Laps | 86.9 | 5 | 2:48.457 149.7 |
| 21205 Patrick/Rogier de Vreede/de Le | Brightfiber de Vreede/ de Leeuw | BMW E46 M3 | SS1 | 22 | 1:06:20.057 | 2 Laps | 86.6 | 14 | 2:50.636 147.8 |
| 22311 Kris van Kelst | Spork Racing Team | Seat Leon Supercopa | SS2 | 22 | 1:06:27.033 | 2 Laps | 86.4 | 14 | 2:50.884 147.6 |
| 23355 Daan/Wouter van Kuijk/Boerekam | DRDO-Koopman Racing | BMW M3 E46 | DRDO | 22 | 1:06:45.650 | 2 Laps | 86.0 | 6 | 2:49.445 148.8 |
| 24403 Rob Nieman | Spirit Racing | Renault Clio RS 2.0 16V | Sport | 22 | 1:07:14.242 | 2 Laps | 85.4 | 11 | 2:52.521 146.2 |
| 25402 Chris/Bart Voet/van den Broeck | Traxx Racing Team | Peugeot RCZ Cup | Sport | 21 | 1:05:12.244 | 3 Laps | 84.0 | 4 | 2:52.918 145.8 |
| 26416 John/Sandra v. der Voort/v. de | Kustlicht | Alfa 147 | Sport | 21 | 1:05:14.468 | 3 Laps | 84.0 | 10 | 2:51.834 146.7 |
| 27360 Cees/Leon Lubbers/Rijnbeek | DRDO | BMW GTR | SS1 | 21 | 1:05:19.024 | 3 Laps | 83.9 | 17 | 2:52.656 146.0 |
| 28352 Emile/Ronald Drummen/Friederic | DRDO-Koopman Racing | BMW M3 E46 | DRDO | 21 | 1:05:35.768 | 3 Laps | 83.5 | 21 | 2:53.754 145.1 |
| 29357 Dennis van der Linden | DRDO - Certainty | BMW M3 E46 | DRDO | 21 | 1:05:43.324 | 3 Laps | 83.4 | 16 | 2:54.881 144.2 |
| 30371 Andre Seinen | DRDO- Davytec | BMW 130i | SS2 | 21 | 1:05:54.986 | 3 Laps | 83.2 | 17 | 2:56.293 143.0 |
| 31401 Bart Drost | Spirit Racing | Renault Clio RS 2.0 16V | Sport | 21 | 1:05:58.172 | 3 Laps | 83.1 | 10 | 2:57.288 142.2 |
| 32423 Jos Veldboer | Spirit Racing | Renault Clio RS 2.0 16V | Sport | 21 | 1:06:44.837 | 3 Laps | 82.1 | 21 | 3:00.922 139.4 |
| 33413 Kim/Wim Troeijen/Lemmers | AT Motorsport | Ford Focus | Sport | 21 | 1:07:12.490 | 3 Laps | 81.5 | 11 | 2:57.241 142.3 |
| 34123 Koen/Mark Bogaerts/Van der Aa | SDW Shipping by JR Motorsport | BMW M4 Silhouette | GT | 20 | 52:54.740 | 4 Laps | 98.6 | 12 | 2:31.812 166.1 |
| 35107 Roger Grouwels | Team Raceart | Porsche 991 GT3 Cup | GT | 18 | 50:39.000 | 6 Laps | 92.7 | 6 | 2:32.222 165.6 |

Not classified:

| | | | | | | | | | |
|------------------------------------|------------------|---------------|------|----|------------------|--|--|----|-----------------------|
| 245 Robert/Benjamin van den Berg/v | Harders Plaza | BMW | SS1 | 13 | 36:45.703 | | | 11 | 2:39.993 157.6 |
| 358 Floris Dullaart | DRDO - Certainty | BMW M3 E46 | DRDO | 11 | 32:18.945 | | | 4 | 2:51.838 146.7 |
| 127 Cor Euser | Cor Euser Racing | Marcos Mantis | GT | 9 | 24:06.453 | | | 3 | 2:35.344 162.3 |
| 208 Ted van Vliet | JR Motorsport | BMW E92 V8 | SS1 | 4 | 11:16.098 | | | 4 | 2:44.405 153.4 |

Not started

| | | | | | | | | | |
|------------------|---------------|---------|-----|--|--|--|--|--|--|
| 299 Rick Renmans | JR Motorsport | BMW GTR | SS1 | | | | | | |
|------------------|---------------|---------|-----|--|--|--|--|--|--|


| | | | |
|----------------------|-------------------------------|-----------------|-----------|
| Pole Position | Lamster/Molenaar, Patrick/ | 2:27.354 | |
| Fastest Lap | Lap 5 Ward/Bas Sluys/Schouten | 2:29.196 | 169.0 Kph |

10 SECONDS PENALTY TO CAR N° 305 DUE TO TRACK LIMITS
5 SECONDS PENALTY TO CAR N° 360 DUE TO TRACK LIMITS
20 SECONDS PENALTY TO CARS N° 246-357-306 DUE TO WRONG PIT WINDOW

Published at:

Track Status: **DRY**

| | |
|------------------|--------------------|
| Stewards: | Timekeeper: |
|------------------|--------------------|



SUPERCAR CHALLENGE
SPA EURO RACE
RACE 2

Final Classification by Class

| Nr. Drivers | Team | Car | Laps | Total Time | Gap | Kph | Best Lap | |
|------------------------------------|---------------------------------|---------------------------|------|--------------------|-----------|-------|----------|-----------------------|
| | | | | | | | Lap | Time Kph |
| DRDO | | | | | | | | |
| 1 351 P. Koelewijn | DRDO-Koopman Racing | BMW M3 E46 | 22 | 1:06:03.322 | | 140.0 | 5 | 2:48.457 149.7 |
| 2 355 D. van Kuijk/Boerekamps | DRDO-Koopman Racing | BMW M3 E46 | 22 | 1:06:45.650 | +42.328 | 138.5 | 6 | 2:49.445 148.8 |
| 3 352 E. Drummen/Friederich | DRDO-Koopman Racing | BMW M3 E46 | 21 | 1:05:35.768 | | 134.5 | 21 | 2:53.754 145.1 |
| 4 357 D. van der Linden | DRDO - Certainty | BMW M3 E46 | 21 | 1:05:43.324 | 1 Laps | 134.3 | 16 | 2:54.881 144.2 |
| Not classified: | | | | | | | | |
| 358 F. Dullaart | DRDO - Certainty | BMW M3 E46 | 11 | 32:18.945 | | 143.0 | 4 | 2:51.838 146.7 |
| GT | | | | | | | | |
| 1 111 W. Sluys/Schouten | JR Motorsport | BMW M4 Silhouette | 24 | 1:04:25.729 | | 156.5 | 5 | 2:29.196 169.0 |
| 2 121 D. Meijer | JR Motorsport | BMW M4 Silhouette | 24 | 1:04:57.713 | +31.984 | 155.3 | 3 | 2:32.094 165.8 |
| 3 152 J. de Wilde / . | EMG Motorsport | Porsche 991 GT3 Cup | 24 | 1:05:16.191 | +50.462 | 154.5 | 4 | 2:33.453 164.3 |
| 4 108 B. Herber | JR Motorsport | t.b.a. | 24 | 1:05:18.096 | +52.367 | 154.4 | 5 | 2:33.292 164.5 |
| 5 113 E. Grouwels | Team Raceart | Porsche 991 GT3 Cup | 24 | 1:05:43.519 | +1'17.790 | 153.5 | 6 | 2:33.892 163.8 |
| 6 151 P. Lamster/Molenaar | EMG Motorsport | Porsche 991 GT3 Cup | 24 | 1:05:49.523 | +1'23.794 | 153.2 | 5 | 2:30.200 167.9 |
| 7 169 A. Bosman | ABOG Racing | Porsche 991 Cup | 24 | 1:06:33.838 | +2'08.109 | 151.5 | 3 | 2:34.219 163.5 |
| 8 109 D. Schulz | Topper Team | Porsche 997 GT3 Cup | 22 | 1:05:47.463 | 2 Laps | 140.5 | 2 | 2:47.817 150.2 |
| 9 123 K. Bogaerts/Van der Aa | SDW Shipping by JR Motorsport | BMW M4 Silhouette | 20 | 52:54.740 | 4 Laps | 158.8 | 12 | 2:31.812 166.1 |
| 10 107 R. Grouwels | Team Raceart | Porsche 991 GT3 Cup | 18 | 50:39.000 | 6 Laps | 149.3 | 6 | 2:32.222 165.6 |
| Not classified: | | | | | | | | |
| 127 C. Euser | Cor Euser Racing | Marcos Mantis | 9 | 24:06.453 | 15 Laps | 156.9 | 3 | 2:35.344 162.3 |
| Sport | | | | | | | | |
| 1 403 R. Nieman | Spirit Racing | Renault Clio RS 2.0 16V | 22 | 1:07:14.242 | | 137.5 | 11 | 2:52.521 146.2 |
| 2 402 C. Voet/van den Broeck | Traxx Racing Team | Peugeot RCZ Cup | 21 | 1:05:12.244 | 1 Laps | 135.3 | 4 | 2:52.918 145.8 |
| 3 416 J. v. der Voort/v. der Sloot | Kustlicht | Alfa 147 | 21 | 1:05:14.468 | 1 Laps | 135.3 | 10 | 2:51.834 146.7 |
| 4 401 B. Drost | Spirit Racing | Renault Clio RS 2.0 16V | 21 | 1:05:58.172 | 1 Laps | 133.8 | 10 | 2:57.288 142.2 |
| 5 413 K. Troeijen/Lemmers | AT Motorsport | Ford Focus | 21 | 1:07:12.490 | 1 Laps | 131.3 | 11 | 2:57.241 142.3 |
| SS1 | | | | | | | | |
| 1 201 D. de Borst/de Kleijn | Febo Racing Team | Seat Sport Leon Cup Racer | 23 | 1:05:00.238 | | 148.7 | 2 | 2:39.549 158.0 |
| 2 222 R. van Loon/van Loon | Blueberry Racing | BMW E46 M3 | 23 | 1:05:12.252 | +12.014 | 148.2 | 13 | 2:40.033 157.6 |
| 3 204 E. van den Munckhof/Zumbrink | Munckhof Racing | BMW Z4 Coupe GTR | 23 | 1:05:19.573 | +19.335 | 148.0 | 14 | 2:39.614 158.0 |
| 4 210 K. Kanaroglou | E2P Racing | Ginetta G50 | 23 | 1:05:21.986 | +21.748 | 147.9 | 6 | 2:40.183 157.4 |
| 5 262 R. de Waard | Van der Kooi Racing | Lotus Exige V6 | 23 | 1:05:41.414 | +41.176 | 147.1 | 14 | 2:41.991 155.7 |
| 6 217 M. Huisman/Van de Griff | Ferry Monster Motorsport | Seat Sport Leon Cup Racer | 23 | 1:06:03.903 | +1'03.665 | 146.3 | 5 | 2:42.590 155.1 |
| 7 246 R. Olij | Stichting Euro Autosport | BMW E92 M3 | 23 | 1:06:04.923 | +1'04.685 | 146.3 | 3 | 2:38.565 159.0 |
| 8 259 M. van de Maat/Schreurs | BS Racing Team | BMW E46 GTR | 22 | 1:04:40.691 | 1 Laps | 142.9 | 22 | 2:41.029 156.6 |
| 9 205 P. de Vreede/de Leeuw | Brightfiber de Vreede/ de Leeuw | BMW E46 M3 | 22 | 1:06:20.057 | 1 Laps | 139.4 | 14 | 2:50.636 147.8 |
| 10 360 C. Lubbers/Rijnbeek | DRDO | BMW GTR | 21 | 1:05:19.024 | 2 Laps | 135.1 | 17 | 2:52.656 146.0 |
| Not classified: | | | | | | | | |
| 245 R. van den Berg/van den Berg | Harders Plaza | BMW | 13 | 36:45.703 | 10 Laps | 148.6 | 11 | 2:39.993 157.6 |
| 208 T. van Vliet | JR Motorsport | BMW E92 V8 | 4 | 11:16.098 | | 149.2 | 4 | 2:44.405 153.4 |
| Not started | | | | | | | | |
| 299 R. Renmans | JR Motorsport | BMW GTR | | | 23 Laps | 0.0 | | |
| SS2 | | | | | | | | |
| 1 324 O. Taylor / J. Albert | West Suffolk Racing | BMW E90 | 23 | 1:06:36.261 | | 145.1 | 5 | 2:40.715 156.9 |
| 2 305 M. Smith | PDS Racing | Seat Leon Supercopa MK11 | 22 | 1:04:46.134 | 1 Laps | 142.7 | 7 | 2:43.806 153.9 |
| 3 306 A. Hayes/Clarke | Intersport Racing | BMW E46 M3 | 22 | 1:05:19.069 | 1 Laps | 141.5 | 5 | 2:44.073 153.7 |
| 4 311 K. van Kelst | Spork Racing Team | Seat Leon Supercopa | 22 | 1:06:27.033 | 1 Laps | 139.1 | 14 | 2:50.884 147.6 |
| 5 371 A. Seinen | DRDO- Davytec | BMW 130i | 21 | 1:05:54.986 | 2 Laps | 133.9 | 17 | 2:56.293 143.0 |

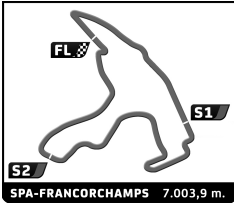
10 SECONDS PENALTY TO CAR N° 305 DUE TO TRACK LIMITS
5 SECONDS PENALTY TO CAR N° 360 DUE TO TRACK LIMITS
20 SECONDS PENALTY TO CARS N° 246-357-306 DUE TO WRONG PIT WINDOW

Published at:

Track Status: **DRY**

Stewards:

Timekeeper:




SUPERCAR CHALLENGE

SPA EURO RACE

RACE 2

Lap Chart


| Nr | Pos | Grid | LAP | | | | | | | | | | | | | | | | | | | | | | | |
|-----|-----------|------|-----|-----|-----|-----|-----|-----|-----|-----|-----|-----|-----|-----|-----|-----|-----|-----|-----|-----|-----|-----|-----|-----|-----|----|
| | | | 1 | 2 | 3 | 4 | 5 | 6 | 7 | 8 | 9 | 10 | 11 | 12 | 13 | 14 | 15 | 16 | 17 | 18 | 19 | 20 | 21 | 22 | 23 | 24 |
| 151 | 1 | 151 | 151 | 151 | 151 | 111 | 111 | 111 | 111 | 111 | 111 | 111 | 111 | 111 | 111 | 111 | 111 | 111 | 111 | 111 | 111 | 111 | 111 | 111 | 111 | |
| 111 | 2 | 111 | 111 | 111 | 111 | 151 | 151 | 151 | 151 | 151 | 151 | 151 | 151 | 151 | 151 | 151 | 151 | 151 | 151 | 121 | 121 | 121 | 121 | 121 | 121 | |
| 152 | 3 | 152 | 108 | 121 | 121 | 121 | 121 | 121 | 121 | 121 | 121 | 121 | 123 | 123 | 123 | 121 | 123 | 123 | 123 | 123 | 108 | 108 | 108 | 108 | 152 | |
| 123 | 4 | 123 | 121 | 108 | 108 | 107 | 107 | 107 | 107 | 107 | 107 | 107 | 123 | 121 | 121 | 121 | 123 | 151 | 151 | 108 | 108 | 152 | 152 | 152 | 108 | |
| 121 | 5 | 121 | 107 | 107 | 107 | 123 | 108 | 108 | 108 | 108 | 108 | 123 | 123 | 107 | 152 | 108 | 108 | 108 | 108 | 152 | 152 | 113 | 113 | 113 | 113 | |
| 108 | 6 | 108 | 152 | 123 | 123 | 108 | 123 | 123 | 123 | 123 | 108 | 108 | 152 | 113 | 107 | 107 | 107 | 107 | 152 | 151 | 151 | 151 | 151 | 151 | 151 | |
| 107 | 7 | 107 | 123 | 152 | 152 | 152 | 152 | 152 | 152 | 152 | 152 | 152 | 108 | 169 | 152 | 152 | 152 | 152 | 113 | 113 | 113 | 169 | 169 | 169 | 169 | |
| 169 | 8 | 169 | 113 | 113 | 113 | 113 | 113 | 113 | 113 | 113 | 113 | 113 | 108 | 113 | 113 | 113 | 113 | 113 | 169 | 169 | 169 | 201 | 201 | 201 | 201 | |
| 113 | 9 | 113 | 169 | 169 | 169 | 169 | 169 | 169 | 127 | 127 | 169 | 169 | 169 | 169 | 107 | 169 | 169 | 169 | 169 | 201 | 201 | 201 | 222 | 222 | 222 | |
| 204 | 10 | 204 | 127 | 127 | 127 | 127 | 127 | 169 | 169 | 169 | 127 | 201 | 324 | 324 | 201 | 201 | 201 | 201 | 201 | 222 | 222 | 222 | 210 | 204 | 204 | |
| 201 | 11 | 201 | 204 | 201 | 201 | 246 | 246 | 246 | 201 | 201 | 201 | 324 | 305 | 305 | 210 | 210 | 210 | 210 | 222 | 210 | 210 | 210 | 204 | 210 | 210 | |
| 259 | 12 | 259 | 201 | 246 | 246 | 201 | 201 | 201 | 245 | 204 | 210 | 210 | 201 | 201 | 245 | 222 | 222 | 222 | 210 | 204 | 204 | 204 | 246 | 262 | 262 | |
| 245 | 13 | 245 | 246 | 204 | 204 | 204 | 204 | 204 | 204 | 324 | 324 | 262 | 351 | 245 | 222 | 246 | 204 | 204 | 246 | 246 | 246 | 262 | 246 | 246 | 246 | |
| 217 | 14 | 217 | 245 | 245 | 245 | 245 | 245 | 245 | 246 | 210 | 204 | 305 | 210 | 210 | 246 | 204 | 246 | 246 | 246 | 107 | 262 | 262 | 217 | 217 | 217 | |
| 210 | 15 | 210 | 259 | 259 | 259 | 259 | 324 | 324 | 324 | 245 | 262 | 351 | 245 | 222 | 204 | 262 | 262 | 262 | 262 | 262 | 217 | 217 | 324 | 324 | 324 | |
| 127 | 16 | 127 | 210 | 324 | 324 | 324 | 259 | 210 | 210 | 262 | 217 | 109 | 109 | 246 | 262 | 217 | 217 | 217 | 217 | 217 | 324 | 324 | 305 | 305 | 305 | |
| 299 | 17 | 299 | 324 | 210 | 210 | 210 | 222 | 222 | 217 | 306 | 355 | 222 | 351 | 217 | 324 | 324 | 324 | 324 | 324 | 305 | 305 | 259 | 259 | 259 | 259 | |
| 246 | 18 | 246 | 217 | 217 | 222 | 222 | 222 | 217 | 262 | 306 | 305 | 245 | 355 | 204 | 324 | 305 | 305 | 305 | 305 | 305 | 306 | 259 | 306 | 306 | 306 | |
| 262 | 19 | 262 | 222 | 222 | 217 | 217 | 217 | 262 | 217 | 222 | 351 | 222 | 246 | 262 | 305 | 306 | 306 | 306 | 306 | 306 | 259 | 306 | 109 | 109 | 109 | |
| 324 | 20 | 324 | 262 | 262 | 262 | 262 | 262 | 306 | 306 | 305 | 109 | 246 | 262 | 109 | 306 | 109 | 109 | 259 | 259 | 259 | 109 | 109 | 351 | 351 | 351 | |
| 222 | 21 | 222 | 306 | 306 | 306 | 306 | 306 | 259 | 305 | 351 | 355 | 204 | 204 | 217 | 109 | 259 | 259 | 109 | 109 | 109 | 351 | 351 | 205 | 205 | 205 | |
| 306 | 22 | 306 | 109 | 109 | 208 | 208 | 305 | 305 | 351 | 355 | 245 | 217 | 217 | 355 | 351 | 351 | 351 | 351 | 351 | 351 | 311 | 205 | 311 | 311 | 311 | |
| 109 | 23 | 109 | 208 | 208 | 351 | 305 | 351 | 351 | 355 | 109 | 222 | 311 | 311 | 311 | 259 | 355 | 355 | 311 | 311 | 311 | 205 | 311 | 355 | 355 | 355 | |
| 360 | 24 | 360 | 360 | 351 | 305 | 351 | 355 | 355 | 109 | 311 | 246 | 358 | 358 | 306 | 355 | 205 | 205 | 355 | 205 | 205 | 355 | 355 | 403 | 403 | 403 | |
| 311 | 25 | 311 | 351 | 355 | 355 | 355 | 109 | 109 | 205 | 358 | 311 | 306 | 306 | 259 | 205 | 311 | 311 | 205 | 355 | 355 | 403 | 403 | 403 | 403 | 402 | |
| 208 | 26 | 208 | 355 | 305 | 109 | 109 | 205 | 205 | 311 | 246 | 358 | 352 | 352 | 205 | 311 | 403 | 403 | 403 | 403 | 403 | 402 | 402 | 402 | 402 | 360 | |
| 205 | 27 | 205 | 205 | 360 | 205 | 205 | 358 | 358 | 358 | 402 | 402 | 371 | 371 | 403 | 403 | 402 | 402 | 402 | 402 | 402 | 360 | 360 | 416 | 416 | 416 | |
| 355 | 28 | 355 | 311 | 205 | 360 | 360 | 403 | 311 | 403 | 205 | 259 | 205 | 205 | 402 | 402 | 357 | 357 | 360 | 360 | 360 | 357 | 416 | 357 | 357 | | |
| 351 | 29 | 351 | 305 | 403 | 403 | 403 | 360 | 403 | 402 | 403 | 352 | 403 | 259 | 401 | 357 | 360 | 360 | 357 | 357 | 357 | 416 | 357 | 357 | 357 | 352 | |
| 402 | 30 | 402 | 402 | 311 | 358 | 358 | 402 | 402 | 360 | 360 | 371 | 259 | 403 | 357 | 401 | 371 | 371 | 416 | 416 | 416 | 352 | 371 | 371 | 371 | 371 | |
| 352 | 31 | 352 | 403 | 358 | 402 | 402 | 311 | 360 | 357 | 259 | 205 | 402 | 402 | 371 | 360 | 401 | 401 | 401 | 352 | 352 | 371 | 371 | 401 | 401 | 401 | |
| 416 | 32 | 416 | 416 | 402 | 311 | 311 | 357 | 357 | 352 | 357 | 403 | 401 | 401 | 360 | 371 | 416 | 416 | 352 | 401 | 371 | 401 | 401 | 401 | 423 | 423 | |
| 403 | 33 | 403 | 358 | 416 | 352 | 357 | 352 | 352 | 259 | 352 | 401 | 357 | 357 | 352 | 352 | 352 | 371 | 371 | 401 | 423 | 423 | 423 | 423 | 413 | 413 | |
| 357 | 35 | 357 | 352 | 352 | 357 | 352 | 416 | 401 | 401 | 371 | 357 | 360 | 360 | 416 | 416 | 423 | 423 | 423 | 423 | 423 | 413 | 413 | 413 | 413 | 413 | |
| 401 | 36 | 401 | 357 | 357 | 416 | 416 | 401 | 416 | 371 | 423 | 360 | 423 | 416 | 423 | 423 | 413 | 413 | 413 | 413 | 413 | 413 | 413 | 413 | 413 | 413 | |
| 423 | 37 | 423 | 401 | 401 | 401 | 401 | 371 | 371 | 416 | 413 | 423 | 416 | 423 | 413 | 413 | 413 | 413 | 413 | 413 | 413 | 413 | 413 | 413 | 413 | 413 | |
| 413 | 38 | 413 | 423 | 371 | 371 | 371 | 423 | 423 | 423 | 401 | 416 | 413 | 413 | 413 | 413 | 413 | 413 | 413 | 413 | 413 | 413 | 413 | 413 | 413 | 413 | |
| 371 | 39 | 371 | 371 | 423 | 423 | 423 | 413 | 413 | 413 | 416 | 413 | 413 | 413 | 413 | 413 | 413 | 413 | 413 | 413 | 413 | 413 | 413 | 413 | 413 | 413 | |
| 305 | 40 | 305 | 413 | 413 | 413 | 413 | 413 | 413 | 413 | 413 | 413 | 413 | 413 | 413 | 413 | 413 | 413 | 413 | 413 | 413 | 413 | 413 | 413 | 413 | 413 | |
| 358 | | 358 | | | | | | | | | | | | | | | | | | | | | | | | |



SUPERCAR CHALLENGE
SPA EURO RACE
RACE 2

Best Sector Times

| SECTOR 1 | | | SECTOR 2 | | | SECTOR 3 | | | Pos | Team | Cl | Ideal Lap | Best Lap |
|----------|---------------------------------|--------|---------------------------------|----------|---------------------------------|----------|-----|-------------------------------------|-------|-----------|---------------|-----------|----------|
| Pos | Driver | Time | Driver | Time | Driver | Time | Pos | Team | Cl | Ideal Lap | Best Lap | | |
| 1 | 151 P.Lamster/Molenaar | 41.881 | 111 W.Sluis/Schouten | 1:08.346 | 111 W.Sluis/Schouten | 37.947 | 1 | JR Motorsport | GT | 2:28.641 | 2:29.196 (1) | | |
| 2 | 111 W.Sluis/Schouten | 42.348 | 123 K.Bogaerts/Van der Aa | 1:09.184 | 151 P.Lamster/Molenaar | 38.292 | 2 | EMG Motorsport | GT | 2:30.003 | 2:30.200 (2) | | |
| 3 | 107 R.Grouwels | 42.531 | 121 D.Meijer | 1:09.519 | 107 R.Grouwels | 38.769 | 3 | SDW Shipping by JR Motorsport | GT | 2:30.960 | 2:31.812 (3) | | |
| 4 | 152 J.de Wilde | 42.578 | 151 P.Lamster/Molenaar | 1:09.830 | 123 K.Bogaerts/Van der Aa | 38.830 | 4 | 107 Team Raceart | GT | 2:31.579 | 2:32.222 (5) | | |
| 5 | 123 K.Bogaerts/Van der Aa | 42.946 | 107 R.Grouwels | 1:10.279 | 108 B.Herber | 38.832 | 5 | 121 JR Motorsport | GT | 2:31.651 | 2:32.094 (4) | | |
| 6 | 108 B.Herber | 43.064 | 108 B.Herber | 1:10.484 | 121 D.Meijer | 38.863 | 6 | 108 JR Motorsport | GT | 2:32.380 | 2:33.292 (6) | | |
| 7 | 127 C.Euser | 43.209 | 169 A.Bosman | 1:11.223 | 113 E.Grouwels | 39.060 | 7 | 152 EMG Motorsport | GT | 2:33.051 | 2:33.453 (7) | | |
| 8 | 113 E.Grouwels | 43.227 | 113 E.Grouwels | 1:11.291 | 152 J.de Wilde | 39.089 | 8 | 113 Team Raceart | GT | 2:33.578 | 2:33.892 (8) | | |
| 9 | 169 A.Bosman | 43.228 | 152 J.de Wilde | 1:11.384 | 169 A.Bosman | 39.287 | 9 | 169 ABOG Racing | GT | 2:33.738 | 2:34.219 (9) | | |
| 10 | 121 D.Meijer | 43.269 | 201 D.de Borst/de Kleijn | 1:12.270 | 127 C.Euser | 39.814 | 10 | 127 Cor Euser Racing | GT | 2:35.344 | 2:35.344 (10) | | |
| 11 | 262 R.de Waard | 45.102 | 127 C.Euser | 1:12.321 | 246 R.Olij | 40.479 | 11 | 246 Stichting Euro Autosport | SS1 | 2:38.177 | 2:38.565 (11) | | |
| 12 | 245 E.van den Munchhof/Zumbink | 45.103 | 246 R.Olij | 1:12.513 | 204 E.van den Munchhof/Zumbink | 40.644 | 12 | 204 Munckhof Racing | SS1 | 2:39.082 | 2:39.614 (13) | | |
| 13 | 246 R.Olij | 45.185 | 210 K.Kanaroglou | 1:12.736 | 210 K.Kanaroglou | 40.750 | 13 | 245 Harders Plaza | SS1 | 2:39.216 | 2:39.993 (14) | | |
| 14 | 222 R.van Loon/van Loon | 45.214 | 204 E.van den Munchhof/Zumbink | 1:13.093 | 245 E.van den Berg/van den Berg | 40.821 | 14 | 201 Febo Racing Team | SS1 | 2:39.286 | 2:39.549 (12) | | |
| 15 | 204 E.van den Munchhof/Zumbink | 45.345 | 259 M.van de Mast/Schreurs | 1:13.169 | 262 R.de Waard | 41.070 | 15 | 210 E2P Racing | SS1 | 2:39.406 | 2:40.183 (16) | | |
| 16 | 324 O.Taylor | 45.465 | 245 E.van den Berg/van den Berg | 1:13.292 | 259 M.van de Mast/Schreurs | 41.077 | 16 | 222 Blueberry Racing | SS1 | 2:39.768 | 2:40.033 (15) | | |
| 17 | 201 D.de Borst/de Kleijn | 45.642 | 222 R.van Loon/van Loon | 1:13.441 | 222 R.van Loon/van Loon | 41.113 | 17 | 324 West Suffolk Racing | SS2 | 2:40.301 | 2:40.715 (17) | | |
| 18 | 210 K.Kanaroglou | 45.920 | 324 O.Taylor | 1:13.658 | 324 O.Taylor | 41.178 | 18 | 259 BS Racing Team | SS1 | 2:40.357 | 2:41.029 (18) | | |
| 19 | 109 D.Schulz | 46.072 | 217 M.Huisman/Van de Griff | 1:13.899 | 201 D.de Borst/de Kleijn | 41.374 | 19 | 262 Van der Kooi Racing | SS1 | 2:40.628 | 2:41.991 (19) | | |
| 20 | 259 M.van de Mast/Schreurs | 46.111 | 262 R.de Waard | 1:14.456 | 217 M.Huisman/Van de Griff | 41.694 | 20 | 217 Ferry Monster Motorsport | SS1 | 2:42.053 | 2:42.590 (20) | | |
| 21 | 306 A.Hayes/Clarke | 46.134 | 305 M.Smith | 1:14.634 | 305 M.Smith | 41.900 | 21 | 306 Intersport Racing | SS2 | 2:43.557 | 2:44.073 (22) | | |
| 22 | 217 M.Huisman/Van de Griff | 46.460 | 208 T.van Vliet | 1:15.014 | 306 A.Hayes/Clarke | 41.987 | 22 | 305 PDS Racing | SS2 | 2:43.651 | 2:43.806 (21) | | |
| 23 | 305 M.Smith | 47.117 | 306 A.Hayes/Clarke | 1:15.436 | 208 T.van Vliet | 42.017 | 23 | 208 JR Motorsport | SS1 | 2:44.303 | 2:44.405 (23) | | |
| 24 | 208 T.van Vliet | 47.272 | 311 K.van Kelst | 1:16.603 | 109 D.Schulz | 42.625 | 24 | 109 Topper Team | GT | 2:46.694 | 2:47.817 (24) | | |
| 25 | 355 D.van Kuijk/Boerekamps | 48.072 | 416 J.v. der Voort/v. der Sloot | 1:16.634 | 351 P.Koelewijn | 43.174 | 25 | 351 DRDO-Koopman Racing | DRDO | 2:48.112 | 2:48.457 (25) | | |
| 26 | 351 P.Koelewijn | 48.212 | 351 P.Koelewijn | 1:16.726 | 355 D.van Kuijk/Boerekamps | 43.748 | 26 | 355 DRDO-Koopman Racing | DRDO | 2:48.901 | 2:49.445 (26) | | |
| 27 | 360 C.Lubbers/Rijnbeek | 48.318 | 355 D.van Kuijk/Boerekamps | 1:17.081 | 205 P.de Vreede/de Leeuw | 43.813 | 27 | 311 Spork Racing Team | SS2 | 2:50.115 | 2:50.884 (28) | | |
| 28 | 205 P.de Vreede/de Leeuw | 48.756 | 403 R.Nieman | 1:17.546 | 360 C.Lubbers/Rijnbeek | 43.910 | 28 | 205 Brightfiber de Vreede/ de Leeuw | SS1 | 2:50.434 | 2:50.636 (27) | | |
| 29 | 311 K.van Kelst | 49.151 | 402 C.Voet/van den Broeck | 1:17.662 | 403 R.Nieman | 44.323 | 29 | 416 Kustlicht | Sport | 2:51.079 | 2:51.834 (29) | | |
| 30 | 358 F.Dullaart | 49.506 | 205 P.de Vreede/de Leeuw | 1:17.865 | 416 J.v. der Voort/v. der Sloot | 44.359 | 30 | 360 DRDO | SS1 | 2:51.276 | 2:52.656 (32) | | |
| 31 | 352 E.Drummen/Friedrich | 49.572 | 109 D.Schulz | 1:17.997 | 311 K.van Kelst | 44.361 | 31 | 403 Spirit Racing | Sport | 2:51.863 | 2:52.521 (31) | | |
| 32 | 357 D.van der Linden | 49.662 | 401 B.Drost | 1:19.007 | 352 E.Drummen/Friedrich | 44.401 | 32 | 402 Traxx Racing Team | Sport | 2:52.781 | 2:52.918 (33) | | |
| 33 | 403 R.Nieman | 49.994 | 371 A.Seinen | 1:19.045 | 402 C.Voet/van den Broeck | 44.694 | 33 | 352 DRDO-Koopman Racing | DRDO | 2:53.133 | 2:53.754 (34) | | |
| 34 | 416 J.v. der Voort/v. der Sloot | 50.086 | 360 C.Lubbers/Rijnbeek | 1:19.048 | 371 A.Seinen | 45.151 | 34 | 357 DRDO - Certainty | DRDO | 2:54.302 | 2:54.881 (35) | | |
| 35 | 402 C.Voet/van den Broeck | 50.425 | 352 E.Drummen/Friedrich | 1:19.160 | 357 D.van der Linden | 45.156 | 35 | 371 DRDO- Davytec | SS2 | 2:54.926 | 2:56.293 (36) | | |
| 36 | 371 A.Seinen | 50.730 | 413 K.Troeljen/Lemmers | 1:19.427 | 413 K.Troeljen/Lemmers | 45.209 | 36 | 401 Spirit Racing | Sport | 2:56.647 | 2:57.288 (38) | | |
| 37 | 401 B.Drost | 52.264 | 357 D.van der Linden | 1:19.484 | 401 B.Drost | 45.376 | 37 | 413 AT Motorsport | Sport | 2:57.106 | 2:57.241 (37) | | |
| 38 | 413 K.Troeljen/Lemmers | 52.470 | 423 J.Veldboer | 1:20.873 | 423 J.Veldboer | 46.791 | 38 | 423 Spirit Racing | | 3:00.335 | 3:00.922 (39) | | |




SUPERCAR CHALLENGE

SPA EURO RACE

After RACE 2

Event maximum speed

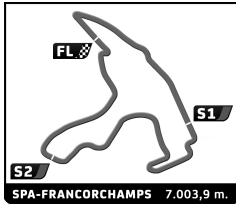
| Team | Car | Class | Driver | Top Speed | Lap | Session |
|-------------------------------------|---------------------------|-------|---|-----------|-----|------------|
| 107 Team Raceart | Porsche 991 GT3 Cup | GT | Roger Grouwels | 262.8 | 8 | QUALIFYING |
| 151 EMG Motorsport | Porsche 991 GT3 Cup | GT | Patrick/Donald Lamster/Moenaar | 258.4 | 10 | QUALIFYING |
| 108 JR Motorsport | t.b.a. | GT | Bob Herber | 254.7 | 24 | RACE 1 |
| 152 EMG Motorsport | Porsche 991 GT3 Cup | GT | John de Wilde | 254.7 | 21 | RACE 2 |
| 113 Team Raceart | Porsche 991 GT3 Cup | GT | Edward Grouwels | 254.1 | 4 | QUALIFYING |
| 169 ABOG Racing | Porsche 991 Cup | GT | Aart Bosman | 254.1 | 6 | QUALIFYING |
| 111 JR Motorsport | BMW M4 Silhouette | GT | Ward/Bas Sluys/Schouten | 250.0 | 11 | RACE 1 |
| 127 Cor Euser Racing | Marcos Mantis | GT | Cor Euser | 248.8 | 3 | RACE 2 |
| 262 Van der Kooi Racing | Lotus Exige V6 | SS1 | Roelant de Waard | 246.0 | 22 | RACE 2 |
| 121 JR Motorsport | BMW M4 Silhouette | GT | Daan Meijer | 245.5 | 4 | QUALIFYING |
| 123 SDW Shipping by JR Motorsport | BMW M4 Silhouette | GT | Koen/Mark Bogaerts/Van der Aa | 244.9 | 7 | QUALIFYING |
| 246 Stichting Euro Autosport | BMW E92 M3 | SS1 | Ruud Olij | 240.0 | 5 | QUALIFYING |
| 299 JR Motorsport | BMW GTR | SS1 | Rick Renmans | 237.9 | 11 | QUALIFYING |
| 245 Harders Plaza | BMW | SS1 | Robert/Benjamin van den Berg/van den Berg | 236.3 | 12 | RACE 2 |
| 201 Febo Racing Team | Seat Sport Leon Cup Racer | SS1 | Dennis/Martin de Borsst/de Kleijn | 235.8 | 6 | QUALIFYING |
| 217 Ferry Monster Motorsport | Seat Sport Leon Cup Racer | SS1 | Martin/Teunis Huisman/Van de Griff | 235.3 | 5 | QUALIFYING |
| 222 Blueberry Racing | BMW E46 M3 | SS1 | Ronald/Luuk van Loon/van Loon | 234.8 | 11 | RACE 2 |
| 324 West Suffolk Racing | BMW E90 | SS2 | Ollie Taylor | 234.8 | 4 | QUALIFYING |
| 204 Munckhof Racing | BMW Z4 Coupe GTR | SS1 | Eric/Henry van den Munckhof/Zumbrink | 234.3 | 9 | QUALIFYING |
| 208 JR Motorsport | BMW E92 V8 | SS1 | Ted van Vliet | 232.3 | 2 | QUALIFYING |
| 259 BS Racing Team | BMW E46 GTR | SS1 | Marcel/Peter van de Maat/Schreurs | 231.3 | 4 | QUALIFYING |
| 306 Intersport Racing | BMW E46 M3 | SS2 | Adam/Kevin Hayes/Clarke | 231.3 | 5 | RACE 2 |
| 109 Topper Team | Porsche 997 GT3 Cup | GT | Dirk Schulz | 230.3 | 15 | RACE 2 |
| 210 E2P Racing | Ginetta G50 | SS1 | Kosta Kanaroglou | 225.9 | 10 | QUALIFYING |
| 354 DRDO-Koopman Racing | BMW M3 E46 | DRDO | Freddy Schaap | 225.9 | 9 | QUALIFYING |
| 358 DRDO - Certainty | BMW M3 E46 | DRDO | Floris Dullaart | 224.5 | 9 | QUALIFYING |
| 360 DRDO | BMW GTR | SS1 | Cees/Leon Lubbers/Rijnbeek | 224.5 | 7 | QUALIFYING |
| 355 DRDO-Koopman Racing | BMW M3 E46 | DRDO | Daan/Wouter van Kuijk/Boerakamps | 224.1 | 7 | RACE 2 |
| 305 PDS Racing | Seat Leon Supercoppa MK11 | SS2 | Michael Smith | 222.7 | 10 | RACE 2 |
| 352 DRDO-Koopman Racing | BMW M3 E46 | DRDO | Emile/Ronald Drummen/Friederich | 222.7 | 7 | RACE 1 |
| 351 DRDO-Koopman Racing | BMW M3 E46 | DRDO | Peter Koelewijn | 222.2 | 9 | QUALIFYING |
| 205 Brightfiber de Vreede/ de Leeuw | BMW E46 M3 | SS1 | Patrick/Rogier de Vreede/de Leeuw | 218.2 | 9 | QUALIFYING |
| 311 Spork Racing Team | Seat Leon Supercopa | SS2 | Kris van Kelst | 216.9 | 9 | QUALIFYING |
| 402 Traxx Racing Team | Peugeot RCZ Cup | Sport | Chris/Bart Voet/van den Broeck | 211.4 | 7 | QUALIFYING |
| 403 Spirit Racing | Renault Clio RS 2.0 16V | Sport | Rob Nieman | 211.4 | 6 | QUALIFYING |
| 357 DRDO - Certainty | BMW M3 E46 | DRDO | Dennis van der Linden | 210.5 | 7 | RACE 1 |
| 416 Kustlicht | Alfa 147 | Sport | John/Sandra v. der Voort/v. der Sloot | 204.5 | 5 | QUALIFYING |
| 371 DRDO- Davytec | BMW 130i | SS2 | Andre Seinen | 204.2 | 12 | RACE 2 |
| 413 AT Motorsport | Ford Focus | Sport | Kim/Wim Troeijen/Lemmers | 198.9 | 1 | RACE 2 |
| 423 Spirit Racing | Renault Clio RS 2.0 16V | Sport | Jos Veldboer | 197.8 | 9 | QUALIFYING |
| 401 Spirit Racing | Renault Clio RS 2.0 16V | Sport | Bart Drost | 197.1 | 10 | RACE 2 |
| 405 Bronckhorst Car Racing | BMW Zilhouette 2.0 | Sport | Henk/Toon Tappel/Rutgers | 184.9 | 3 | QUALIFYING |



SUPERCAR CHALLENGE
SPA EURO RACE
RACE 2

Leader Sequence


| Nr | Team | Car | Start Lap | End Lap | Laps | Total Laps |
|--------------|--------------------------|---------------------------|-----------|---------|-----------|------------|
| 423 | Spirit Racing | Renault Clio RS 2.0 16V | 1 | 21 | 21 | 21 |
| DRDO | | | | | | |
| 351 | DRDO-Koopman Racing | BMW M3 E46 | 1 | 22 | 22 | 22 |
| GT | | | | | | |
| 151 | EMG Motorsport | Porsche 991 GT3 Cup | 1 | 3 | 3 | 3 |
| 111 | JR Motorsport | BMW M4 Silhouette | 4 | 24 | 21 | 21 |
| Sport | | | | | | |
| 402 | Traxx Racing Team | Peugeot RCZ Cup | 1 | 1 | 1 | 1 |
| 403 | Spirit Racing | Renault Clio RS 2.0 16V | 2 | 7 | 6 | 6 |
| 402 | Traxx Racing Team | Peugeot RCZ Cup | 8 | 9 | 2 | 3 |
| 403 | Spirit Racing | Renault Clio RS 2.0 16V | 10 | 22 | 13 | 19 |
| SS1 | | | | | | |
| 204 | Munckhof Racing | BMW Z4 Coupe GTR | 1 | 1 | 1 | 1 |
| 201 | Febo Racing Team | Seat Sport Leon Cup Racer | 2 | 3 | 2 | 2 |
| 246 | Stichting Euro Autosport | BMW E92 M3 | 4 | 6 | 3 | 3 |
| 201 | Febo Racing Team | Seat Sport Leon Cup Racer | 7 | 23 | 17 | 19 |
| SS2 | | | | | | |
| 324 | West Suffolk Racing | BMW E90 | 1 | 23 | 23 | 23 |



SUPERCAR CHALLENGE
SPA EURO RACE
RACE 2

Fastest Lap Sequence

| Practice Time | Team | Car | Class | Driver | Time | Kph | |
|---------------|--------------------|---------------------|-------|---------------------------------|-----------------|-------|---|
| 5:04.676 | 151 EMG Motorsport | Porsche 991 GT3 Cup | GT | Patrick/Donald Lamster/Molenaar | 2:32.003 | 165.9 | 2 |
| 7:35.662 | 151 EMG Motorsport | Porsche 991 GT3 Cup | GT | Patrick/Donald Lamster/Molenaar | 2:30.986 | 167.0 | 3 |
| 10:06.002 | 111 JR Motorsport | BMW M4 Silhouette | GT | Ward/Bas Sluys/Schouten | 2:29.785 | 168.3 | 4 |
| 12:35.198 | 111 JR Motorsport | BMW M4 Silhouette | GT | Ward/Bas Sluys/Schouten | 2:29.196 | 169.0 | 5 |




SUPERCAR CHALLENGE SPA EURO RACE RACE 2

Analysis by lap

 Lapped

| Nr | Lap Time | Gap | Nr | Lap Time | Gap | Nr | Lap Time | Gap | Nr | Lap Time | Gap | Nr | Lap Time | Gap |
|--------------|----------|----------|-----|----------|----------|-----|----------|----------|-----|----------|----------|-----|----------|----------|
| Lap 1 | | | | | | | | | | | | | | |
| 151 | 2:32.673 | | 259 | 2:44.475 | 29.539 | 402 | 2:54.900 | 1:25.939 | 123 | 2:34.091 | 16.254 | 305 | 2:44.294 | 1:50.356 |
| 111 | 2:32.945 | 0.272 | 324 | 2:44.747 | 30.806 | 311 | 2:57.387 | 1:26.788 | 152 | 2:33.960 | 20.106 | 351 | 2:48.779 | 2:00.805 |
| 108 | 2:35.146 | 2.473 | 210 | 2:45.878 | 31.561 | 352 | 2:58.704 | 1:35.817 | 113 | 2:34.508 | 23.928 | 355 | 2:49.445 | 2:06.683 |
| 121 | 2:35.540 | 2.867 | 217 | 2:44.904 | 32.325 | 357 | 2:58.504 | 1:36.165 | 169 | 2:34.489 | 24.737 | 109 | 2:49.503 | 2:12.614 |
| 107 | 2:38.083 | 5.410 | 222 | 2:45.537 | 33.423 | 416 | 3:01.494 | 1:37.897 | 127 | 2:37.505 | 34.733 | 205 | 2:52.651 | 2:30.170 |
| 152 | 2:39.781 | 7.108 | 262 | 2:45.660 | 35.014 | 401 | 2:58.969 | 1:40.821 | 413 | 3:09.118 | 1 Lap | | | |
| 123 | 2:40.473 | 7.800 | 306 | 2:45.510 | 35.810 | 371 | 3:00.765 | 1:52.501 | 246 | 2:39.626 | 51.361 | | | |
| 113 | 2:40.958 | 8.285 | 109 | 2:47.817 | 39.656 | 423 | 3:03.511 | 1:56.516 | 201 | 2:40.605 | 52.656 | | | |
| 169 | 2:41.739 | 9.066 | 208 | 2:48.253 | 40.297 | 413 | 3:04.617 | 2:25.704 | 204 | 2:41.991 | 1:00.794 | | | |
| 127 | 2:43.244 | 10.571 | 351 | 2:49.763 | 45.985 | | | | 245 | 2:40.875 | 1:01.543 | | | |
| 204 | 2:45.833 | 13.160 | 355 | 2:49.836 | 48.057 | | | | 324 | 2:40.715 | 1:04.140 | | | |
| 201 | 2:46.048 | 13.375 | 305 | 2:48.458 | 52.064 | | | | 259 | 2:42.500 | 1:05.220 | | | |
| 246 | 2:48.561 | 15.888 | 360 | 2:56.971 | 52.649 | | | | 210 | 2:40.805 | 1:08.120 | | | |
| 245 | 2:49.699 | 17.026 | 205 | 2:55.501 | 54.602 | | | | 222 | 2:42.789 | 1:11.968 | | | |
| 259 | 2:49.740 | 17.067 | 403 | 2:54.157 | 59.686 | | | | 217 | 2:42.590 | 1:12.408 | | | |
| 210 | 2:50.359 | 17.686 | 311 | 2:58.713 | 1:00.387 | | | | 262 | 2:42.826 | 1:15.856 | | | |
| 324 | 2:50.735 | 18.062 | 358 | 2:54.463 | 1:01.689 | | | | 306 | 2:44.073 | 1:19.033 | | | |
| 217 | 2:52.097 | 19.424 | 402 | 2:56.961 | 1:02.025 | | | | 305 | 2:44.984 | 1:35.856 | | | |
| 222 | 2:52.562 | 19.889 | 416 | 3:00.705 | 1:07.389 | | | | 351 | 2:48.457 | 1:41.820 | | | |
| 262 | 2:54.030 | 21.357 | 352 | 2:59.030 | 1:08.099 | | | | 355 | 2:49.884 | 1:47.032 | | | |
| 306 | 2:54.976 | 22.303 | 357 | 2:59.034 | 1:08.647 | | | | 109 | 2:50.001 | 1:52.905 | | | |
| 109 | 2:56.515 | 23.842 | 401 | 3:00.125 | 1:12.838 | | | | 205 | 2:53.883 | 2:07.313 | | | |
| 208 | 2:56.720 | 24.047 | 371 | 3:04.578 | 1:22.722 | | | | 358 | 2:54.817 | 2:11.579 | | | |
| 360 | 3:00.354 | 27.681 | 423 | 3:06.686 | 1:23.991 | | | | 403 | 2:55.529 | 2:11.802 | | | |
| 351 | 3:00.898 | 28.225 | 413 | 3:08.765 | 1:52.073 | | | | 360 | 2:58.424 | 2:13.207 | | | |
| 355 | 3:02.897 | 30.224 | | | | | | | 402 | 2:54.125 | 2:13.446 | | | |
| 205 | 3:03.777 | 31.104 | | | | | | | 311 | 2:52.858 | 2:13.843 | | | |
| 311 | 3:06.350 | 33.677 | | | | | | | 357 | 2:55.939 | 2:28.867 | | | |
| 305 | 3:08.282 | 35.609 | | | | | | | | | | | | |
| 402 | 3:09.740 | 37.067 | | | | | | | | | | | | |
| 403 | 3:10.205 | 37.532 | | | | | | | | | | | | |
| 416 | 3:11.360 | 38.687 | | | | | | | | | | | | |
| 358 | 3:11.902 | 39.229 | | | | | | | | | | | | |
| 352 | 3:13.745 | 41.072 | | | | | | | | | | | | |
| 357 | 3:14.289 | 41.616 | | | | | | | | | | | | |
| 401 | 3:17.389 | 44.716 | | | | | | | | | | | | |
| 423 | 3:21.981 | 49.308 | | | | | | | | | | | | |
| 371 | 3:22.820 | 50.147 | | | | | | | | | | | | |
| 413 | 3:47.984 | 1:15.311 | | | | | | | | | | | | |
| Lap 2 | | | | | | | | | | | | | | |
| 151 | 2:32.003 | | 151 | 2:30.986 | | 111 | 2:29.785 | | 111 | 2:29.794 | | 111 | 2:29.219 | |
| 111 | 2:32.208 | 0.477 | 111 | 2:31.064 | 0.555 | 151 | 2:31.242 | 0.902 | 151 | 2:31.871 | 3.983 | 109 | 2:49.047 | 1 Lap |
| 121 | 2:32.777 | 3.641 | 121 | 2:32.094 | 4.749 | 121 | 2:32.350 | 6.759 | 352 | 2:58.195 | 1 Lap | 151 | 2:31.117 | 7.413 |
| 108 | 2:34.212 | 4.682 | 108 | 2:33.498 | 7.194 | 107 | 2:32.450 | 7.557 | 416 | 3:00.382 | 1 Lap | 121 | 2:36.003 | 22.887 |
| 107 | 2:32.686 | 6.093 | 107 | 2:32.450 | 7.557 | 123 | 2:31.826 | 9.577 | 401 | 2:59.880 | 1 Lap | 205 | 2:53.857 | 1 Lap |
| 123 | 2:32.940 | 8.737 | 152 | 2:33.778 | 12.229 | 113 | 2:33.939 | 14.828 | 121 | 2:33.145 | 13.339 | 107 | 2:34.626 | 25.171 |
| 152 | 2:34.332 | 9.437 | 113 | 2:33.939 | 14.828 | 169 | 2:34.219 | 15.470 | 107 | 2:32.222 | 16.218 | 311 | 2:51.365 | 1 Lap |
| 113 | 2:35.593 | 11.875 | 169 | 2:34.219 | 15.470 | 127 | 2:35.344 | 19.890 | 108 | 2:33.849 | 19.534 | 108 | 2:34.934 | 29.814 |
| 169 | 2:35.174 | 12.237 | 127 | 2:35.344 | 19.890 | 201 | 2:40.156 | 30.091 | 123 | 2:33.458 | 19.918 | 123 | 2:34.682 | 30.340 |
| 127 | 2:36.964 | 15.532 | 201 | 2:40.156 | 30.091 | 246 | 2:38.565 | 31.691 | 371 | 2:59.399 | 1 Lap | 403 | 2:53.234 | 1 Lap |
| 201 | 2:39.549 | 20.921 | 246 | 2:38.565 | 31.691 | 204 | 2:42.384 | 36.533 | 152 | 2:34.155 | 24.467 | 152 | 2:35.180 | 34.480 |
| 246 | 2:40.227 | 24.112 | 204 | 2:42.384 | 36.533 | 245 | 2:41.662 | 39.598 | 113 | 2:33.892 | 28.026 | | | |
| 204 | 2:43.978 | 25.135 | 245 | 2:41.662 | 39.598 | 259 | 2:41.980 | 40.533 | 169 | 2:34.798 | 29.741 | | | |
| 245 | 2:43.899 | 28.922 | 259 | 2:41.980 | 40.533 | 324 | 2:41.636 | 41.456 | 423 | 3:04.139 | 1 Lap | | | |
| | | | 324 | 2:41.636 | 41.456 | 210 | 2:42.491 | 43.066 | 127 | 2:37.424 | 42.363 | | | |
| | | | 210 | 2:42.491 | 43.066 | 222 | 2:42.890 | 45.327 | 246 | 2:40.907 | 1:02.474 | | | |
| | | | 222 | 2:42.890 | 45.327 | 217 | 2:45.039 | 46.378 | 201 | 2:41.609 | 1:04.471 | | | |
| | | | 217 | 2:45.039 | 46.378 | 262 | 2:45.394 | 49.422 | 413 | 3:05.260 | 1 Lap | | | |
| | | | 262 | 2:45.394 | 49.422 | 306 | 2:45.155 | 49.979 | 204 | 2:41.934 | 1:12.934 | | | |
| | | | 306 | 2:45.155 | 49.979 | 208 | 2:46.720 | 56.031 | 245 | 2:41.671 | 1:13.420 | | | |
| | | | 208 | 2:46.720 | 56.031 | 351 | 2:48.894 | 1:03.893 | 324 | 2:41.342 | 1:15.688 | | | |
| | | | 351 | 2:48.894 | 1:03.893 | 305 | 2:44.785 | 1:05.863 | 210 | 2:40.183 | 1:18.509 | | | |
| | | | 305 | 2:44.785 | 1:05.863 | 355 | 2:50.158 | 1:07.229 | 222 | 2:44.125 | 1:26.299 | | | |
| | | | 355 | 2:50.158 | 1:07.229 | 109 | 3:04.080 | 1:12.750 | 217 | 2:46.753 | 1:29.367 | | | |
| | | | 109 | 3:04.080 | 1:12.750 | 205 | 2:54.595 | 1:18.211 | 262 | 2:43.899 | 1:29.961 | | | |
| | | | 205 | 2:54.595 | 1:18.211 | 360 | 2:56.942 | 1:18.605 | 306 | 2:45.404 | 1:34.643 | | | |
| | | | 360 | 2:56.942 | 1:18.605 | 403 | 2:52.830 | 1:21.530 | 259 | 3:10.982 | 1:46.408 | | | |
| | | | 403 | 2:52.830 | 1:21.530 | 358 | 2:53.757 | 1:24.460 | | | | | | |
| | | | 358 | 2:53.757 | 1:24.460 | | | | | | | | | |




SUPERCAR CHALLENGE
SPA EURO RACE
RACE 2

Analysis by lap

Lapped

| Nr | Lap Time | Gap | Nr | Lap Time | Gap | Nr | Lap Time | Gap | Nr | Lap Time | Gap | Nr | Lap Time | Gap |
|--------------|----------|----------|---------------|----------|----------|---------------|----------|----------|---------------|----------|----------|---------------|----------|----------|
| 402 | 2:55.575 | 1 Lap | Lap 10 | | | 423 | 4:14.515 | 2 Laps | 305 | 2:54.481 | 1 Lap | 113 | 3:50.741 | 1 Lap |
| 113 | 2:36.636 | 41.014 | 111 | 2:29.864 | 311 | 2:51.858 | 1 Lap | 403 | 2:52.521 | 2 Laps | 352 | 4:41.724 | 3 Laps | |
| 360 | 3:03.147 | 1 Lap | 305 | 2:45.961 | 1 Lap | 358 | 2:56.089 | 1 Lap | 152 | 2:42.133 | 1:08.997 | 305 | 4:22.349 | 2 Laps |
| 357 | 2:57.065 | 1 Lap | 151 | 2:30.988 | 10.779 | 416 | 2:52.708 | 2 Laps | 201 | 2:40.894 | 1 Lap | 416 | 2:54.440 | 3 Laps |
| 127 | 2:37.912 | 58.214 | 306 | 4:39.884 | 1 Lap | 306 | 4:39.884 | 1 Lap | 113 | 2:42.919 | 1:22.680 | 151 | 2:40.538 | 19.372 |
| 169 | 2:37.410 | 1:05.898 | 413 | 3:07.408 | 2 Laps | 413 | 4:26.112 | 2 Laps | 245 | 2:41.498 | 1 Lap | 306 | 2:51.329 | 2 Laps |
| 352 | 2:59.373 | 1 Lap | 121 | 2:34.577 | 31.024 | 324 | 2:44.906 | 2:24.518 | 210 | 2:43.002 | 1 Lap | 423 | 3:02.969 | 3 Laps |
| 259 | 4:25.163 | 1 Lap | 351 | 2:50.061 | 1 Lap | Lap 12 | | | 169 | 2:43.574 | 1 Lap | 222 | 2:41.160 | 1 Lap |
| 401 | 3:06.306 | 1 Lap | 107 | 2:33.321 | 31.377 | 111 | 2:29.949 | 401 | 2:42.084 | 1 Lap | 109 | 4:11.241 | 2 Laps | |
| 371 | 2:59.928 | 1 Lap | 401 | 4:17.497 | 2 Laps | 352 | 3:00.408 | 2 Laps | 351 | 2:59.277 | 1 Lap | 123 | 2:44.682 | 56.939 |
| 416 | 3:13.221 | 1 Lap | 123 | 2:34.775 | 39.860 | 371 | 2:56.602 | 2 Laps | 402 | 2:59.768 | 2 Laps | 413 | 3:01.561 | 3 Laps |
| 201 | 2:41.138 | 1:28.136 | 108 | 2:35.421 | 40.301 | 151 | 2:31.862 | 15.815 | 204 | 2:40.673 | 1 Lap | 351 | 4:39.739 | 2 Laps |
| 423 | 3:02.272 | 1 Lap | 109 | 2:51.999 | 1 Lap | 205 | 2:51.620 | 2 Laps | 262 | 2:44.149 | 1 Lap | 259 | 2:42.037 | 2 Laps |
| 204 | 2:43.424 | 1:40.260 | 355 | 2:56.019 | 1 Lap | 121 | 2:34.091 | 39.100 | 109 | 2:58.036 | 1 Lap | 201 | 2:42.417 | 1 Lap |
| 324 | 2:43.658 | 1:56.160 | 152 | 2:34.423 | 45.202 | 305 | 2:48.892 | 1 Lap | 169 | 2:46.641 | 1:52.285 | 355 | 4:40.955 | 2 Laps |
| 210 | 2:42.431 | 1:43.013 | 113 | 2:36.188 | 55.857 | 123 | 2:31.812 | 44.728 | 217 | 2:42.734 | 1 Lap | 205 | 2:52.083 | 2 Laps |
| 245 | 2:49.057 | 1:45.389 | 245 | 4:10.974 | 1 Lap | 403 | 2:52.907 | 2 Laps | 355 | 3:00.445 | 1 Lap | 311 | 4:15.508 | 2 Laps |
| 262 | 2:43.658 | 1:56.160 | 222 | 3:55.181 | 1 Lap | 107 | 2:42.377 | 48.643 | 401 | 2:58.427 | 2 Laps | 210 | 2:40.621 | 1 Lap |
| 217 | 2:44.939 | 1:59.602 | 246 | 2:41.622 | 1 Lap | 259 | 3:59.737 | 2 Laps | 357 | 2:55.456 | 2 Laps | 222 | 2:41.751 | 1 Lap |
| 306 | 2:44.776 | 2:04.634 | 311 | 2:51.873 | 1 Lap | 152 | 2:36.612 | 57.518 | 360 | 2:55.751 | 2 Laps | 403 | 2:55.278 | 2 Laps |
| 222 | 2:54.002 | 2:04.657 | 358 | 2:54.627 | 1 Lap | 108 | 2:42.891 | 59.037 | 108 | 3:52.082 | 2:20.465 | 246 | 2:41.344 | 1 Lap |
| 413 | 3:01.150 | 1 Lap | 169 | 2:37.884 | 1:22.167 | 201 | 4:07.528 | 1 Lap | 311 | 2:58.215 | 1 Lap | 204 | 2:39.614 | 1 Lap |
| 305 | 2:44.398 | 2:18.905 | 416 | 4:59.515 | 2 Laps | 113 | 2:36.513 | 1:10.415 | 262 | 2:41.991 | 1 Lap | 121 | 2:35.684 | 2:05.295 |
| Lap 9 | | | 402 | 3:01.748 | 1 Lap | 351 | 2:51.456 | 1 Lap | Lap 14 | | | | | |
| 111 | 2:29.655 | 201 | 2:48.289 | 1:58.053 | 210 | 4:03.313 | 1 Lap | 111 | 2:31.249 | 416 | 2:52.775 | 3 Laps | | |
| 151 | 2:31.897 | 9.655 | 352 | 2:59.289 | 1 Lap | 245 | 2:39.993 | 1 Lap | 107 | 4:16.166 | 1 Lap | 108 | 2:36.922 | 2:26.249 |
| 351 | 2:50.005 | 1 Lap | 324 | 2:43.182 | 2:08.987 | 402 | 4:44.715 | 2 Laps | 423 | 3:01.781 | 3 Laps | 324 | 2:44.505 | 1 Lap |
| 355 | 2:50.275 | 1 Lap | 210 | 2:48.133 | 2:12.968 | 109 | 2:49.287 | 1 Lap | 306 | 2:48.024 | 2 Laps | 107 | 2:34.802 | 2:34.302 |
| 109 | 2:48.960 | 1 Lap | 371 | 2:58.768 | 1 Lap | 222 | 2:41.335 | 1 Lap | 151 | 2:31.476 | 17.468 | 402 | 2:57.569 | 2 Laps |
| 121 | 2:33.079 | 26.311 | 262 | 2:48.766 | 2:27.660 | 355 | 2:51.870 | 1 Lap | 413 | 2:57.241 | 3 Laps | 152 | 2:36.368 | 2:37.445 |
| 107 | 2:32.404 | 27.920 | Lap 11 | | | 246 | 2:41.943 | 1 Lap | 123 | 2:33.624 | 50.891 | 113 | 2:41.203 | 2:44.741 |
| 108 | 2:34.585 | 34.744 | 111 | 2:29.375 | 401 | 2:57.288 | 2 Laps | 259 | 2:41.922 | 2 Laps | 357 | 2:57.192 | 2 Laps | |
| 123 | 2:34.264 | 34.949 | 205 | 4:06.017 | 2 Laps | 262 | 4:07.538 | 1 Lap | 205 | 2:52.641 | 2 Laps | 401 | 3:02.583 | 2 Laps |
| 152 | 2:35.818 | 40.643 | 151 | 2:32.498 | 13.902 | 169 | 2:37.766 | 1:36.298 | 201 | 2:40.776 | 1 Lap | 360 | 2:56.251 | 2 Laps |
| 113 | 2:38.174 | 49.533 | 305 | 2:45.836 | 1 Lap | 204 | 2:40.876 | 1 Lap | 403 | 2:53.308 | 2 Laps | 371 | 3:00.491 | 2 Laps |
| 311 | 2:53.130 | 1 Lap | 403 | 4:15.699 | 2 Laps | 357 | 2:59.648 | 2 Laps | 403 | 2:53.308 | 2 Laps | 305 | 2:47.614 | 1 Lap |
| 358 | 2:53.441 | 1 Lap | 121 | 2:33.309 | 34.958 | 217 | 2:44.986 | 1 Lap | 210 | 2:40.896 | 1 Lap | 352 | 2:55.748 | 2 Laps |
| 246 | 4:26.527 | 1 Lap | 107 | 2:34.213 | 36.215 | 360 | 2:52.841 | 2 Laps | 245 | 2:42.689 | 1 Lap | 416 | 2:53.226 | 2 Laps |
| 402 | 2:54.164 | 1 Lap | 123 | 2:32.380 | 42.865 | 311 | 2:51.079 | 1 Lap | 222 | 2:40.033 | 1 Lap | 169 | 2:40.917 | 3:20.693 |
| 205 | 3:11.403 | 1 Lap | 108 | 2:35.169 | 46.095 | 423 | 3:01.658 | 2 Laps | 246 | 2:42.042 | 1 Lap | 306 | 2:52.828 | 1 Lap |
| 403 | 3:03.498 | 1 Lap | 152 | 2:35.028 | 50.855 | 416 | 2:51.834 | 2 Laps | 204 | 2:39.633 | 1 Lap | 423 | 3:02.184 | 2 Laps |
| 169 | 2:37.904 | 1:14.147 | 351 | 2:50.456 | 1 Lap | 358 | 2:59.991 | 1 Lap | 262 | 2:43.294 | 1 Lap | 109 | 2:50.752 | 1 Lap |
| 360 | 3:13.073 | 1 Lap | 109 | 2:49.678 | 1 Lap | 306 | 2:50.221 | 1 Lap | 217 | 2:44.403 | 1 Lap | 259 | 2:41.277 | 1 Lap |
| 259 | 2:46.009 | 1 Lap | 113 | 2:37.369 | 1:03.851 | Lap 13 | | | 351 | 2:50.564 | 1 Lap | | | |
| 127 | 3:03.592 | 1:32.151 | 401 | 2:58.662 | 2 Laps | 111 | 2:30.654 | 402 | 2:59.537 | 2 Laps | 413 | 2:59.082 | 2 Laps | |
| 357 | 3:08.516 | 1 Lap | 355 | 2:52.087 | 1 Lap | 324 | 2:52.415 | 1 Lap | 324 | 4:38.274 | 1 Lap | 201 | 2:41.555 | 4:11.362 |
| 352 | 2:58.673 | 1 Lap | 245 | 2:40.513 | 1 Lap | 151 | 2:32.080 | 17.241 | 108 | 2:38.745 | 2:27.961 | 355 | 2:50.958 | 1 Lap |
| 201 | 2:41.147 | 1:39.628 | 222 | 2:41.071 | 1 Lap | 413 | 2:59.983 | 3 Laps | 401 | 3:02.316 | 2 Laps | 205 | 2:50.636 | 1 Lap |
| 371 | 2:58.258 | 1 Lap | 357 | 4:38.820 | 2 Laps | 352 | 3:05.893 | 2 Laps | 357 | 2:56.430 | 2 Laps | 311 | 2:50.884 | 1 Lap |
| 210 | 2:41.341 | 1:54.699 | 246 | 2:40.995 | 1 Lap | 123 | 2:34.442 | 48.516 | 371 | 4:16.593 | 2 Laps | 210 | 2:42.326 | 4:23.265 |
| 324 | 2:43.348 | 1:55.669 | 360 | 4:55.081 | 2 Laps | 371 | 3:05.556 | 2 Laps | 107 | 2:35.228 | 2:38.134 | Lap 16 | | |
| 204 | 2:51.503 | 2:02.108 | 204 | 4:23.640 | 1 Lap | 121 | 2:41.410 | 49.856 | 360 | 2:57.771 | 2 Laps | 111 | 4:23.762 | |
| 262 | 2:42.253 | 2:08.758 | 217 | 4:05.323 | 1 Lap | 205 | 2:52.154 | 2 Laps | Lap 15 | | | 222 | 2:40.966 | 1 Lap |
| 423 | 3:09.085 | 1 Lap | 169 | 2:35.689 | 1:28.481 | 259 | 2:41.326 | 2 Laps | 111 | 2:38.634 | 204 | 2:40.520 | 1 Lap | |
| 217 | 2:51.350 | 2:21.297 | Lap 15 | | | Lap 15 | | | 152 | 4:01.963 | 1 Lap | 246 | 2:42.731 | 1 Lap |
| 306 | 2:53.875 | 2:28.854 | Lap 15 | | | Lap 15 | | | Lap 15 | | | 151 | 4:20.978 | 16.588 |

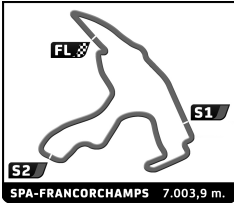


SUPERCAR CHALLENGE
SPA EURO RACE
RACE 2

Analysis by lap


Lapped

| Nr | Lap Time | Gap | Nr | Lap Time | Gap | Nr | Lap Time | Gap | Nr | Lap Time | Gap | Nr | Lap Time | Gap | | | |
|-----|----------|----------|---------------|----------|----------|---------------|----------|----------|---------------|----------|----------|---------------|----------|----------|-----|----------|-------|
| 121 | 2:35.995 | 17.528 | 259 | 2:43.788 | 1 Lap | 151 | 2:55.984 | 58.433 | 371 | 3:26.971 | 3 Laps | 403 | 2:57.330 | 2 Laps | 305 | 2:46.680 | 1 Lap |
| 403 | 2:54.509 | 2 Laps | 109 | 2:50.455 | 1 Lap | 355 | 2:56.913 | 2 Laps | 121 | 3:12.562 | 1:05.171 | | | | | | |
| 262 | 2:42.953 | 1 Lap | | | | 217 | 2:45.338 | 1 Lap | 401 | 3:30.118 | 3 Laps | | | | | | |
| 123 | 3:56.427 | 29.604 | Lap 18 | | | 113 | 2:36.897 | 1:04.153 | 222 | 3:14.309 | 1 Lap | Lap 23 | | | | | |
| 217 | 2:43.724 | 1 Lap | 111 | 2:34.032 | | 413 | 3:00.799 | 3 Laps | 109 | 3:30.335 | 2 Laps | 111 | 2:36.939 | | | | |
| 108 | 2:35.434 | 37.921 | 201 | 2:41.771 | 1 Lap | 403 | 2:54.804 | 2 Laps | 210 | 3:22.470 | 1 Lap | 259 | 2:41.245 | 2 Laps | | | |
| 107 | 2:33.720 | 44.260 | 423 | 3:01.904 | 3 Laps | 324 | 2:47.251 | 1 Lap | 204 | 3:20.629 | 1 Lap | 306 | 2:47.509 | 2 Laps | | | |
| 152 | 2:34.865 | 48.548 | 351 | 2:51.632 | 2 Laps | 169 | 2:37.927 | 1:45.949 | 108 | 3:30.893 | 1:40.170 | 402 | 2:57.577 | 3 Laps | | | |
| 324 | 2:47.086 | 1 Lap | 222 | 2:40.637 | 1 Lap | 305 | 2:46.875 | 1 Lap | 152 | 3:31.940 | 1:46.456 | 201 | 2:42.173 | 1 Lap | | | |
| 113 | 2:36.851 | 57.830 | 210 | 2:43.127 | 1 Lap | 402 | 2:56.608 | 2 Laps | 246 | 3:31.795 | 1 Lap | 121 | 2:38.047 | 32.060 | | | |
| 402 | 2:56.679 | 2 Laps | 121 | 2:37.299 | 23.798 | 360 | 2:52.656 | 2 Laps | 262 | 3:30.087 | 1 Lap | 360 | 2:53.072 | 3 Laps | | | |
| 357 | 2:55.627 | 2 Laps | 204 | 2:41.485 | 1 Lap | 357 | 2:55.107 | 2 Laps | 351 | 3:37.514 | 2 Laps | 416 | 2:53.657 | 3 Laps | | | |
| 360 | 2:54.810 | 2 Laps | 123 | 2:36.859 | 31.204 | 306 | 2:47.773 | 1 Lap | 113 | 3:49.171 | 2:20.767 | 357 | 2:58.848 | 3 Laps | | | |
| 305 | 2:47.467 | 1 Lap | 246 | 2:45.261 | 1 Lap | 416 | 2:52.154 | 2 Laps | 151 | 3:50.899 | 2:21.806 | 222 | 2:40.658 | 1 Lap | | | |
| 371 | 2:58.463 | 2 Laps | 311 | 2:55.382 | 2 Laps | | | | 423 | 4:00.819 | 3 Laps | 204 | 2:40.472 | 1 Lap | | | |
| 401 | 2:59.516 | 2 Laps | 355 | 2:57.022 | 2 Laps | Lap 20 | | | 311 | 3:56.165 | 2 Laps | 210 | 2:44.203 | 1 Lap | | | |
| 169 | 2:38.586 | 1:35.517 | 151 | 2:41.797 | 36.887 | 111 | 2:34.020 | 217 | 3:53.922 | 1 Lap | 108 | 2:36.440 | 51.934 | | | | |
| 416 | 2:53.534 | 2 Laps | 205 | 2:57.482 | 2 Laps | 259 | 2:42.320 | 2 Laps | 205 | 3:58.634 | 2 Laps | 152 | 2:35.394 | 52.681 | | | |
| 352 | 2:55.704 | 2 Laps | 413 | 3:04.287 | 3 Laps | 352 | 2:55.557 | 3 Laps | 413 | 4:06.137 | 3 Laps | 352 | 2:56.150 | 3 Laps | | | |
| 306 | 2:49.206 | 1 Lap | 262 | 2:42.147 | 1 Lap | 401 | 3:00.900 | 3 Laps | 355 | 4:20.069 | 2 Laps | 371 | 3:01.270 | 3 Laps | | | |
| 109 | 2:51.188 | 1 Lap | 108 | 2:35.871 | 39.404 | 371 | 2:56.293 | 3 Laps | 324 | 4:08.192 | 1 Lap | 109 | 2:51.931 | 2 Laps | | | |
| 423 | 3:03.091 | 2 Laps | 152 | 2:35.068 | 47.908 | 201 | 2:42.454 | 1 Lap | 403 | 4:14.348 | 2 Laps | 401 | 3:00.082 | 3 Laps | | | |
| 259 | 2:42.475 | 1 Lap | 217 | 2:46.139 | 1 Lap | 109 | 2:51.898 | 2 Laps | 169 | 4:10.368 | 3:25.172 | 262 | 2:42.342 | 1 Lap | | | |
| 201 | 2:42.680 | 2:30.280 | 403 | 2:55.173 | 2 Laps | 121 | 2:34.559 | 27.995 | 305 | 4:15.844 | 1 Lap | 246 | 2:44.507 | 1 Lap | | | |
| 351 | 2:52.142 | 1 Lap | 113 | 2:37.232 | 1:01.694 | 123 | 2:32.833 | 28.188 | | | | 113 | 2:38.932 | 1:13.161 | | | |
| | | | 324 | 2:46.821 | 1 Lap | 222 | 2:41.877 | 1 Lap | Lap 22 | | | 151 | 2:42.548 | 1:17.942 | | | |
| | | | 169 | 2:38.393 | 1:42.460 | 210 | 2:43.847 | 1 Lap | 111 | 4:09.440 | | 351 | 2:51.388 | 2 Laps | | | |
| | | | 402 | 2:55.831 | 2 Laps | 204 | 2:40.089 | 1 Lap | 259 | 4:05.780 | 2 Laps | 217 | 2:45.385 | 1 Lap | | | |
| | | | 305 | 2:46.891 | 1 Lap | 108 | 2:36.780 | 44.663 | 402 | 4:19.075 | 3 Laps | 205 | 2:51.263 | 2 Laps | | | |
| | | | 360 | 2:53.027 | 2 Laps | 152 | 2:35.806 | 49.902 | 306 | 4:11.200 | 2 Laps | 311 | 2:53.335 | 2 Laps | | | |
| | | | 357 | 2:54.881 | 2 Laps | 351 | 2:54.181 | 2 Laps | 360 | 4:17.014 | 3 Laps | 423 | 3:01.445 | 3 Laps | | | |
| | | | 306 | 2:48.858 | 1 Lap | 246 | 2:45.342 | 1 Lap | 357 | 4:13.930 | 3 Laps | 169 | 2:42.678 | 2:02.907 | | | |
| | | | 416 | 2:53.565 | 2 Laps | 262 | 2:43.056 | 1 Lap | 416 | 4:05.082 | 3 Laps | 324 | 2:45.746 | 1 Lap | | | |
| | | | 401 | 3:01.043 | 2 Laps | 423 | 3:02.517 | 3 Laps | 201 | 3:48.643 | 1 Lap | 355 | 2:53.370 | 2 Laps | | | |
| | | | 352 | 2:55.899 | 2 Laps | 151 | 2:41.880 | 1:06.293 | 121 | 3:35.221 | 30.952 | 413 | 3:01.648 | 3 Laps | | | |
| | | | 371 | 3:07.031 | 2 Laps | 113 | 2:36.849 | 1:06.982 | 352 | 3:54.688 | 3 Laps | 403 | 2:56.638 | 2 Laps | | | |
| | | | 259 | 2:41.206 | 1 Lap | 311 | 2:51.413 | 2 Laps | 222 | 3:37.750 | 1 Lap | | | | | | |
| | | | | | | 205 | 2:51.513 | 2 Laps | 371 | 3:47.192 | 3 Laps | Lap 24 | | | | | |
| | | | | | | 217 | 2:45.999 | 1 Lap | 210 | 3:30.881 | 1 Lap | 111 | 2:37.412 | | | | |
| | | | | | | 355 | 2:53.814 | 2 Laps | 401 | 3:47.738 | 3 Laps | 305 | 2:47.975 | 2 Laps | | | |
| | | | | | | 413 | 3:01.357 | 3 Laps | 204 | 3:32.408 | 1 Lap | 259 | 2:41.029 | 2 Laps | | | |
| | | | | | | 403 | 2:54.608 | 2 Laps | 109 | 3:39.853 | 2 Laps | 121 | 2:37.336 | 31.984 | | | |
| | | | | | | 324 | 2:47.443 | 1 Lap | 108 | 3:21.703 | 52.433 | 306 | 2:48.734 | 2 Laps | | | |
| | | | | | | 169 | 2:38.261 | 1:50.190 | 152 | 3:17.210 | 54.226 | 201 | 2:42.826 | 1 Lap | | | |
| | | | | | | 305 | 2:48.094 | 1 Lap | 246 | 3:23.144 | 1 Lap | 402 | 2:55.178 | 3 Laps | | | |
| | | | | | | 402 | 2:57.279 | 2 Laps | 262 | 3:22.445 | 1 Lap | 222 | 2:41.675 | 1 Lap | | | |
| | | | | | | | | | 351 | 3:25.696 | 2 Laps | 360 | 2:53.507 | 3 Laps | | | |
| | | | | | | | | | 113 | 2:59.841 | 1:11.168 | 416 | 2:52.205 | 3 Laps | | | |
| | | | | | | | | | 151 | 2:59.967 | 1:12.333 | 152 | 2:35.193 | 50.462 | | | |
| | | | | | | | | | 217 | 2:56.532 | 1 Lap | 108 | 2:37.845 | 52.367 | | | |
| | | | | | | | | | 205 | 2:59.642 | 2 Laps | 204 | 2:41.974 | 1 Lap | | | |
| | | | | | | | | | 311 | 3:06.991 | 2 Laps | 210 | 2:42.606 | 1 Lap | | | |
| | | | | | | | | | 423 | 3:16.353 | 3 Laps | 357 | 2:56.401 | 3 Laps | | | |
| | | | | | | | | | 355 | 2:53.990 | 2 Laps | 352 | 2:53.754 | 3 Laps | | | |
| | | | | | | | | | 324 | 2:48.605 | 1 Lap | 262 | 2:43.651 | 1 Lap | | | |
| | | | | | | | | | 169 | 2:41.436 | 1:57.168 | 113 | 2:42.041 | 1:17.790 | | | |
| | | | | | | | | | 413 | 3:02.980 | 3 Laps | | | | | | |




SUPERCAR CHALLENGE
SPA EURO RACE
RACE 2

Analysis by lap

 Lapped

| Nr | Lap Time | Gap | Nr | Lap Time | Gap | Nr | Lap Time | Gap | Nr | Lap Time | Gap | Nr | Lap Time | Gap |
|-----|----------|----------|----|----------|-----|----|----------|-----|----|----------|-----|----|----------|-----|
| 246 | 2:46.553 | 1 Lap | | | | | | | | | | | | |
| 109 | 2:52.486 | 2 Laps | | | | | | | | | | | | |
| 151 | 2:43.264 | 1:23.794 | | | | | | | | | | | | |
| 371 | 3:00.082 | 3 Laps | | | | | | | | | | | | |
| 401 | 3:01.230 | 3 Laps | | | | | | | | | | | | |
| 351 | 2:50.444 | 2 Laps | | | | | | | | | | | | |
| 217 | 2:46.959 | 1 Lap | | | | | | | | | | | | |
| 205 | 2:51.595 | 2 Laps | | | | | | | | | | | | |
| 311 | 2:53.020 | 2 Laps | | | | | | | | | | | | |
| 169 | 2:42.614 | 2:08.109 | | | | | | | | | | | | |
| 324 | 2:44.363 | 1 Lap | | | | | | | | | | | | |
| 423 | 3:00.922 | 3 Laps | | | | | | | | | | | | |
| 355 | 2:52.583 | 2 Laps | | | | | | | | | | | | |
| 413 | 3:02.165 | 3 Laps | | | | | | | | | | | | |
| 403 | 2:59.647 | 2 Laps | | | | | | | | | | | | |




SUPERCAR CHALLENGE
SPA EURO RACE
RACE 2

Sector Analysis

■ Personal Best ■ Session Best B Crossing the finish line in pit lane

| Lap | D | Time | Sector 1 | Sector 2 | Sector 3 | T. Spd | Elapsed | Lap | D | Time | Sector 1 | Sector 2 | Sector 3 | T. Spd | Elapsed | | |
|------------|--|-----------------|---------------|-----------------|---------------|--------|-------------|------------------------|------------|--|---------------|-----------------|---------------|--------|-------------|-----------|------------------------|
| 107 | Team Raceart 1. Roger Grouwels | | | | | | | Porsche 991 GT3 Cup GT | 7 | 1 | 2:49.047 | 46.697 | 1:19.221 | 43.129 | 228.3 | 20:06.653 | |
| | 1 | 2:38.083 | 47.352 | 1:11.962 | 38.769 | 241.1 | 2:38.083 | 8 | 1 | 2:48.960 | 46.315 | 1:19.801 | 42.844 | 222.7 | 22:55.613 | | |
| | 2 | 2:32.686 | 42.640 | 1:11.009 | 39.037 | 254.7 | 5:10.769 | 9 | 1 | 2:51.999 | 46.173 | 1:21.283 | 44.543 | 214.7 | 25:47.612 | | |
| | 3 | 2:32.450 | 43.158 | 1:10.279 | 39.013 | 253.5 | 7:43.219 | 10 | 1 | 2:49.678 | 47.431 | 1:19.394 | 42.853 | 218.2 | 28:37.290 | | |
| | 4 | 2:32.569 | 42.899 | 1:10.642 | 39.028 | 254.7 | 10:15.788 | 11 | 1 | 2:49.287 | 46.339 | 1:19.544 | 43.404 | 225.5 | 31:26.577 | | |
| | 5 | 2:33.200 | 42.846 | 1:10.962 | 39.392 | 248.8 | 12:48.988 | 12 | 1 | 2:58.036 B | 47.781 | 1:19.365 | 50.890 | 218.6 | 34:24.613 | | |
| | 6 | 2:32.222 | 42.531 | 1:10.759 | 38.932 | 257.8 | 15:21.210 | 13 | 1 | 4:11.241 | 2:07.054 | 1:20.472 | 43.715 | 221.3 | 38:35.854 | | |
| | 7 | 2:33.982 | 42.937 | 1:11.652 | 39.393 | 248.8 | 17:55.192 | 14 | 1 | 2:50.752 | 46.173 | 1:21.456 | 43.123 | 224.5 | 41:26.606 | | |
| | 8 | 2:34.626 | 42.950 | 1:12.528 | 39.148 | 253.5 | 20:29.818 | 15 | 1 | 2:51.188 | 46.841 | 1:20.595 | 43.752 | 230.3 | 44:17.794 | | |
| | 9 | 2:32.404 | 42.919 | 1:10.669 | 38.816 | 255.9 | 23:02.222 | 16 | 1 | 2:50.455 | 46.568 | 1:20.821 | 43.066 | 221.3 | 47:08.249 | | |
| | 10 | 2:33.321 | 42.668 | 1:11.243 | 39.410 | 254.7 | 25:35.543 | 17 | 1 | 2:52.711 | 47.646 | 1:20.680 | 44.385 | 225.0 | 50:00.960 | | |
| | 11 | 2:34.213 | 43.327 | 1:11.766 | 39.120 | 216.4 | 28:09.756 | 18 | 1 | 2:51.898 | 47.288 | 1:20.040 | 44.570 | 207.3 | 52:52.858 | | |
| | 12 | 2:42.377 B | 44.473 | 1:11.227 | 46.677 | 248.3 | 30:52.133 | 19 | 1 | 3:30.335 | 49.371 | 1:21.465 | 1:19.499 | 223.1 | 56:23.193 | | |
| | 13 | 4:16.166 | 2:25.043 | 1:11.475 | 39.648 | 237.9 | 35:08.299 | 20 | 1 | 3:39.853 | 1:30.187 | 1:26.266 | 43.400 | 83.6 | 1:00:03.046 | | |
| | 14 | 2:35.228 | 43.019 | 1:12.986 | 39.223 | 257.1 | 37:43.527 | 21 | 1 | 2:51.931 | 49.204 | 1:19.615 | 43.112 | 213.4 | 1:02:54.977 | | |
| | 15 | 2:34.802 | 44.206 | 1:11.477 | 39.119 | 247.1 | 40:18.329 | 22 | 1 | 2:52.486 | 46.704 | 1:22.171 | 43.611 | 210.9 | 1:05:47.463 | | |
| | 16 | 2:33.720 | 42.647 | 1:11.918 | 39.155 | 254.1 | 42:52.049 | | | | | | | | | | |
| | 17 | 2:33.320 | 42.970 | 1:11.158 | 39.192 | 253.5 | 45:25.369 | | | | | | | | | | |
| | 18 | 5:13.631 B | 45.138 | 2:39.189 | 1:49.304 | 248.3 | 50:39.000 | | | | | | | | | | |
| 108 | JR Motorsport 1. Bob Herber | | | | | | | t.b.a. GT | 111 | JR Motorsport 1. Ward/Bas Sluys/Schouten | | | | | | | BMW M4 Silhouette GT |
| | 1 | 2:35.146 | 45.830 | 1:10.484 | 38.832 | 246.6 | 2:35.146 | 1 | 1 | 2:32.945 | 45.169 | 1:09.106 | 38.670 | 237.9 | 2:32.945 | | |
| | 2 | 2:34.212 | 43.296 | 1:11.419 | 39.497 | 249.4 | 5:09.358 | 2 | 1 | 2:32.208 | 42.542 | 1:10.274 | 39.392 | 241.1 | 5:05.153 | | |
| | 3 | 2:33.498 | 43.114 | 1:11.007 | 39.377 | 247.1 | 7:42.856 | 3 | 1 | 2:31.064 | 42.579 | 1:09.476 | 39.009 | 238.4 | 7:36.217 | | |
| | 4 | 2:34.529 | 43.341 | 1:11.273 | 39.915 | 246.0 | 10:17.385 | 4 | 1 | 2:29.785 | 42.417 | 1:09.235 | 38.133 | 239.5 | 10:06.002 | | |
| | 5 | 2:33.292 | 43.391 | 1:10.743 | 39.158 | 251.7 | 12:50.677 | 5 | 1 | 2:29.196 | 42.804 | 1:08.346 | 38.046 | 237.9 | 12:35.198 | | |
| | 6 | 2:33.849 | 43.129 | 1:11.280 | 39.440 | 252.3 | 15:24.526 | 6 | 1 | 2:29.794 | 42.363 | 1:09.113 | 38.318 | 242.2 | 15:04.992 | | |
| | 7 | 2:35.001 | 43.247 | 1:12.228 | 39.526 | 241.1 | 17:59.527 | 7 | 1 | 2:30.436 | 42.420 | 1:10.022 | 37.994 | 243.2 | 17:35.428 | | |
| | 8 | 2:34.934 | 43.395 | 1:11.747 | 39.792 | 251.2 | 20:34.461 | 8 | 1 | 2:29.219 | 42.577 | 1:08.409 | 38.233 | 241.1 | 20:04.647 | | |
| | 9 | 2:34.585 | 43.349 | 1:11.510 | 39.726 | 251.2 | 23:09.046 | 9 | 1 | 2:29.655 | 42.534 | 1:09.018 | 38.103 | 243.2 | 22:34.302 | | |
| | 10 | 2:35.421 | 44.196 | 1:11.836 | 39.389 | 251.2 | 25:44.467 | 10 | 1 | 2:29.864 | 42.438 | 1:09.325 | 38.101 | 242.7 | 25:04.166 | | |
| | 11 | 2:35.169 | 43.698 | 1:11.812 | 39.659 | 250.6 | 28:19.636 | 11 | 1 | 2:29.375 | 42.350 | 1:09.078 | 37.947 | 242.7 | 27:33.541 | | |
| | 12 | 2:42.891 B | 43.382 | 1:12.308 | 47.201 | 252.3 | 31:02.527 | 12 | 1 | 2:29.949 | 42.348 | 1:09.458 | 38.143 | 244.9 | 30:03.490 | | |
| | 13 | 3:52.082 | 2:00.098 | 1:12.061 | 39.923 | 247.7 | 34:54.609 | 13 | 1 | 2:30.654 | 42.828 | 1:09.546 | 38.280 | 243.8 | 32:34.144 | | |
| | 14 | 2:38.745 | 43.305 | 1:14.658 | 40.782 | 252.3 | 37:33.354 | 14 | 1 | 2:31.249 | 43.089 | 1:09.028 | 39.132 | 240.0 | 35:05.393 | | |
| | 15 | 2:36.922 | 44.150 | 1:12.876 | 39.896 | 247.1 | 40:10.276 | 15 | 1 | 2:38.634 B | 42.570 | 1:09.944 | 46.120 | 242.7 | 37:44.027 | | |
| | 16 | 2:35.434 | 43.741 | 1:11.914 | 39.779 | 247.7 | 42:45.710 | 16 | 1 | 4:23.762 | 2:33.105 | 1:11.292 | 39.365 | 231.3 | 42:07.789 | | |
| | 17 | 2:35.917 | 43.466 | 1:11.749 | 40.702 | 250.6 | 45:21.627 | 17 | 1 | 2:36.273 | 46.112 | 1:10.927 | 39.234 | 230.3 | 44:44.062 | | |
| | 18 | 2:35.871 | 43.578 | 1:12.148 | 40.145 | 251.2 | 47:57.498 | 18 | 1 | 2:34.032 | 43.733 | 1:10.735 | 39.564 | 240.0 | 47:18.094 | | |
| | 19 | 2:36.937 | 44.547 | 1:12.223 | 40.167 | 249.4 | 50:34.435 | 19 | 1 | 2:34.438 | 44.063 | 1:10.858 | 39.517 | 237.4 | 49:52.532 | | |
| | 20 | 2:36.780 | 43.472 | 1:12.898 | 40.410 | 250.0 | 53:11.215 | 20 | 1 | 2:34.020 | 43.522 | 1:11.407 | 39.091 | 237.9 | 52:26.552 | | |
| | 21 | 3:30.893 | 43.312 | 1:18.843 | 1:28.738 | 251.7 | 56:42.108 | 21 | 1 | 2:35.386 | 43.725 | 1:11.578 | 40.083 | 238.4 | 55:01.938 | | |
| | 22 | 3:21.703 | 1:28.997 | 1:12.765 | 39.941 | 221.3 | 1:00:03.811 | 22 | 1 | 4:09.440 | 1:44.915 | 1:43.955 | 40.570 | 77.0 | 59:11.378 | | |
| | 23 | 2:36.440 | 43.064 | 1:13.211 | 40.165 | 254.1 | 1:02:40.251 | 23 | 1 | 2:36.939 | 44.730 | 1:11.937 | 40.272 | 233.3 | 1:01:48.317 | | |
| | 24 | 2:37.845 | 43.467 | 1:13.677 | 40.701 | 250.6 | 1:05:18.096 | 24 | 1 | 2:37.412 | 44.692 | 1:11.517 | 41.203 | 231.8 | 1:04:25.729 | | |
| 109 | Topper Team 1. Dirk Schulz | | | | | | | Porsche 997 GT3 Cup GT | 113 | Team Raceart 1. Edward Grouwels | | | | | | | Porsche 991 GT3 Cup GT |
| | 1 | 2:56.515 | 54.029 | 1:19.861 | 42.625 | 198.5 | 2:56.515 | 1 | 1 | 2:40.958 | 47.749 | 1:13.686 | 39.523 | 238.4 | 2:40.958 | | |
| | 2 | 2:47.817 | 46.383 | 1:18.709 | 42.725 | 218.6 | 5:44.332 | 2 | 1 | 2:35.593 | 43.744 | 1:12.170 | 39.679 | 248.8 | 5:16.551 | | |
| | 3 | 3:04.080 | 46.072 | 1:17.997 | 1:00.011 | 220.4 | 8:48.412 | 3 | 1 | 2:33.939 | 43.427 | 1:11.452 | 39.060 | 246.0 | 7:50.490 | | |
| | 4 | 2:49.690 | 46.900 | 1:19.953 | 42.837 | 220.0 | 11:38.102 | 4 | 1 | 2:34.128 | 43.623 | 1:11.291 | 39.214 | 247.7 | 10:24.618 | | |
| | 5 | 2:50.001 | 46.730 | 1:20.175 | 43.096 | 223.6 | 14:28.103 | 5 | 1 | 2:34.508 | 43.452 | 1:11.636 | 39.420 | 248.8 | 12:59.126 | | |
| | 6 | 2:49.503 | 46.707 | 1:19.483 | 43.313 | 226.9 | 17:17.606 | 6 | 1 | 2:33.892 | 43.455 | 1:11.312 | 39.125 | 246.6 | 15:33.018 | | |
| | | | | | | | | 7 | 1 | 2:36.007 | 43.227 | 1:12.469 | 40.311 | 249.4 | 18:09.025 | | |
| | | | | | | | | 8 | 1 | 2:36.636 | 43.478 | 1:12.448 | 40.710 | 232.3 | 20:45.661 | | |
| | | | | | | | | 9 | 1 | 2:38.174 | 43.914 | 1:14.385 | 39.875 | 245.5 | 23:23.835 | | |
| | | | | | | | | 10 | 1 | 2:36.188 | 43.552 | 1:12.616 | 40.020 | 248.3 | 26:00.023 | | |
| | | | | | | | | 11 | 1 | 2:37.369 | 43.828 | 1:12.688 | 40.853 | 248.3 | 28:37.392 | | |




SUPERCAR CHALLENGE

SPA EURO RACE

RACE 2

Sector Analysis

| | | | | | | | ■ Personal Best | ■ Session Best | | | | | | | |
|---|----|----------|----------|----------|----------|--------|-----------------|----------------|----------|--------|----------|----------|----------|-----------|---------|
| Lap | D | Time | Sector 1 | Sector 2 | Sector 3 | T. Spd | Elapsed | Lap | D | Time | Sector 1 | Sector 2 | Sector 3 | T. Spd | Elapsed |
| 121 JR Motorsport BMW M4 Silhouette GT 1. Daan Meijer | | | | | | | | | | | | | | | |
| 121 | 1 | 2:35.540 | 46.031 | 1:10.646 | 38.863 | 235.8 | 2:35.540 | 1 | 2:43.244 | 48.838 | 1:14.429 | 39.977 | 223.1 | 2:43.244 | |
| 121 | 2 | 2:32.777 | 43.269 | 1:10.419 | 39.089 | 243.8 | 5:08.317 | 2 | 2:36.964 | 43.976 | 1:13.173 | 39.815 | 241.6 | 5:20.208 | |
| 121 | 3 | 2:32.094 | 43.532 | 1:09.519 | 39.043 | 238.4 | 7:40.411 | 3 | 2:35.344 | 43.209 | 1:12.321 | 39.814 | 248.8 | 7:55.552 | |
| 121 | 4 | 2:32.350 | 43.463 | 1:09.926 | 38.961 | 239.5 | 10:12.761 | 4 | 2:36.874 | 43.660 | 1:13.209 | 40.005 | 240.0 | 10:32.426 | |
| 121 | 5 | 2:32.425 | 43.324 | 1:09.969 | 39.132 | 241.1 | 12:45.186 | 5 | 2:37.505 | 43.675 | 1:13.633 | 40.197 | 242.2 | 13:09.931 | |
| 121 | 6 | 2:33.145 | 43.493 | 1:10.450 | 39.202 | 241.6 | 15:18.331 | 6 | 2:37.424 | 43.761 | 1:13.268 | 40.395 | 242.7 | 15:47.355 | |
| 121 | 7 | 2:33.200 | 43.508 | 1:10.380 | 39.312 | 240.5 | 17:51.531 | 7 | 2:37.594 | 44.012 | 1:13.491 | 40.091 | 227.4 | 18:24.949 | |
| 121 | 8 | 2:36.003 | 44.072 | 1:12.750 | 39.181 | 225.9 | 20:27.534 | 8 | 2:37.912 | 44.083 | 1:13.655 | 40.174 | 224.5 | 21:02.861 | |
| 121 | 9 | 2:33.079 | 43.524 | 1:10.599 | 38.956 | 241.6 | 23:00.613 | 9 | 3:03.592 | 46.378 | 1:17.337 | 59.877 | 204.5 | 24:06.453 | |
| 121 | 10 | 2:34.577 | 43.450 | 1:11.233 | 39.894 | 243.8 | 25:35.190 | | | | | | | | |
| 121 | 11 | 2:33.309 | 43.478 | 1:10.564 | 39.267 | 239.5 | 28:08.499 | | | | | | | | |
| 121 | 12 | 2:34.091 | 43.495 | 1:10.945 | 39.651 | 242.7 | 30:42.590 | | | | | | | | |
| 121 | 13 | 2:41.410 | 43.870 | 1:11.786 | 45.754 | 238.4 | 33:24.000 | | | | | | | | |
| 121 | 14 | 3:49.638 | 1:57.356 | 1:12.671 | 39.611 | 234.8 | 37:13.638 | | | | | | | | |
| 121 | 15 | 2:35.684 | 44.074 | 1:12.289 | 39.321 | 239.5 | 39:49.322 | | | | | | | | |
| 121 | 16 | 2:35.995 | 43.699 | 1:11.952 | 40.344 | 241.1 | 42:25.317 | | | | | | | | |
| 121 | 17 | 2:39.276 | 43.576 | 1:15.587 | 40.113 | 229.8 | 45:04.593 | | | | | | | | |
| 121 | 18 | 2:37.299 | 43.725 | 1:14.107 | 39.467 | 241.6 | 47:41.892 | | | | | | | | |
| 121 | 19 | 2:38.096 | 44.135 | 1:12.181 | 41.780 | 239.5 | 50:19.988 | | | | | | | | |
| 121 | 20 | 2:34.559 | 43.799 | 1:11.520 | 39.240 | 241.1 | 52:54.547 | | | | | | | | |
| 121 | 21 | 3:12.562 | 43.829 | 1:12.500 | 1:16.233 | 240.0 | 56:07.109 | | | | | | | | |
| 121 | 22 | 3:35.221 | 1:33.650 | 1:21.418 | 40.153 | 84.8 | 59:42.330 | | | | | | | | |
| 121 | 23 | 2:38.047 | 44.159 | 1:13.380 | 40.508 | 241.1 | 1:02:20.377 | | | | | | | | |
| 121 | 24 | 2:37.336 | 43.966 | 1:12.248 | 41.122 | 233.8 | 1:04:57.713 | | | | | | | | |
| 122 SDW Shipping by JR Motorsport BMW M4 Silhouette GT 1. Koen/Mark Bogaerts/Van | | | | | | | | | | | | | | | |
| 122 | 1 | 2:40.473 | 48.257 | 1:12.567 | 39.649 | 229.8 | 2:40.473 | | | | | | | | |
| 122 | 2 | 2:32.940 | 43.417 | 1:10.298 | 39.225 | 240.0 | 5:13.413 | | | | | | | | |
| 122 | 3 | 2:31.826 | 43.517 | 1:09.479 | 38.830 | 234.8 | 7:45.239 | | | | | | | | |
| 122 | 4 | 2:32.122 | 43.436 | 1:09.184 | 39.502 | 236.8 | 10:17.361 | | | | | | | | |
| 122 | 5 | 2:34.091 | 43.767 | 1:10.687 | 39.637 | 241.1 | 12:51.452 | | | | | | | | |
| 122 | 6 | 2:33.458 | 43.639 | 1:10.252 | 39.567 | 237.4 | 15:24.910 | | | | | | | | |
| 122 | 7 | 2:35.395 | 43.819 | 1:11.544 | 40.032 | 238.9 | 18:00.305 | | | | | | | | |
| 122 | 8 | 2:34.682 | 43.588 | 1:11.017 | 40.077 | 241.1 | 20:34.987 | | | | | | | | |
| 122 | 9 | 2:34.264 | 45.563 | 1:09.363 | 39.338 | 232.3 | 23:09.251 | | | | | | | | |
| 122 | 10 | 2:34.775 | 44.036 | 1:10.108 | 40.631 | 234.8 | 25:44.026 | | | | | | | | |
| 122 | 11 | 2:32.380 | 43.325 | 1:09.749 | 39.306 | 236.8 | 28:16.406 | | | | | | | | |
| 122 | 12 | 2:31.812 | 43.385 | 1:09.322 | 39.105 | 239.5 | 30:48.218 | | | | | | | | |
| 122 | 13 | 2:34.442 | 43.897 | 1:11.277 | 39.268 | 237.9 | 33:22.660 | | | | | | | | |
| 122 | 14 | 2:33.624 | 43.949 | 1:10.119 | 39.556 | 233.8 | 35:56.284 | | | | | | | | |
| 123 EMG Motorsport Porsche 991 GT3 Cup GT 1. John de Wilde | | | | | | | | | | | | | | | |
| 123 | 1 | 2:39.781 | 47.207 | 1:13.485 | 39.089 | 238.4 | 2:39.781 | | | | | | | | |
| 123 | 2 | 2:34.332 | 43.061 | 1:11.916 | 39.355 | 244.9 | 5:14.113 | | | | | | | | |
| 123 | 3 | 2:33.778 | 43.004 | 1:11.524 | 39.250 | 226.9 | 7:47.891 | | | | | | | | |
| 123 | 4 | 2:33.453 | 42.761 | 1:11.384 | 39.308 | 246.0 | 10:21.344 | | | | | | | | |
| 123 | 5 | 2:33.960 | 42.927 | 1:11.782 | 39.251 | 247.7 | 12:55.304 | | | | | | | | |
| 123 | 6 | 2:34.155 | 43.095 | 1:11.706 | 39.354 | 246.6 | 15:29.459 | | | | | | | | |
| 123 | 7 | 2:34.488 | 42.975 | 1:12.197 | 39.316 | 241.6 | 18:03.947 | | | | | | | | |
| 123 | 8 | 2:35.180 | 43.025 | 1:12.077 | 40.078 | 249.4 | 20:39.127 | | | | | | | | |



SUPERCAR CHALLENGE
SPA EURO RACE
RACE 2

Sector Analysis

Personal Best Session Best B Crossing the finish line in pit lane


| Lap | D | Time | Sector 1 | Sector 2 | Sector 3 | T. Spd | Elapsed | Lap | D | Time | Sector 1 | Sector 2 | Sector 3 | T. Spd | Elapsed |
|-----|---|------------|----------|----------|----------|--------|-------------|-----|---|----------|----------|----------|----------|--------|-------------|
| 9 | 1 | 2:35.818 | 43.849 | 1:12.428 | 39.541 | 226.9 | 23:14.945 | 12 | 1 | 2:40.894 | 45.642 | 1:13.715 | 41.537 | 227.4 | 33:50.641 |
| 10 | 1 | 2:34.423 | 42.806 | 1:12.002 | 39.615 | 243.8 | 25:49.368 | 13 | 1 | 2:40.776 | 45.893 | 1:13.411 | 41.472 | 225.9 | 36:31.417 |
| 11 | 1 | 2:35.028 | 43.591 | 1:11.929 | 39.508 | 250.0 | 28:24.396 | 14 | 1 | 2:42.417 | 45.830 | 1:14.558 | 42.029 | 228.3 | 39:13.834 |
| 12 | 1 | 2:36.612 | 44.817 | 1:12.408 | 39.387 | 243.2 | 31:01.008 | 15 | 1 | 2:41.555 | 45.885 | 1:13.782 | 41.888 | 226.9 | 41:55.389 |
| 13 | 1 | 2:42.133 B | 43.098 | 1:12.653 | 46.382 | 243.2 | 33:43.141 | 16 | 1 | 2:42.680 | 46.149 | 1:14.214 | 42.317 | 225.0 | 44:38.069 |
| 14 | 1 | 4:01.963 | 2:08.393 | 1:13.910 | 39.660 | 225.0 | 37:45.104 | 17 | 1 | 2:41.771 | 46.028 | 1:13.845 | 41.898 | 227.8 | 47:19.840 |
| 15 | 1 | 2:36.368 | 44.309 | 1:12.466 | 39.593 | 237.9 | 40:21.472 | 18 | 1 | 2:41.447 | 45.698 | 1:14.101 | 41.648 | 230.8 | 50:01.287 |
| 16 | 1 | 2:34.865 | 42.990 | 1:12.371 | 39.504 | 248.3 | 42:56.337 | 19 | 1 | 2:42.454 | 46.515 | 1:14.186 | 41.753 | 227.4 | 52:43.741 |
| 17 | 1 | 2:34.597 | 43.063 | 1:11.849 | 39.685 | 249.4 | 45:30.934 | 20 | 1 | 3:02.855 | 46.179 | 1:14.628 | 1:02.048 | 227.4 | 55:46.596 |
| 18 | 1 | 2:35.068 | 42.851 | 1:12.701 | 39.516 | 241.1 | 48:06.002 | 21 | 1 | 3:48.643 | 1:39.787 | 1:26.887 | 41.969 | 78.3 | 59:35.239 |
| 19 | 1 | 2:34.646 | 42.578 | 1:12.435 | 39.633 | 252.3 | 50:40.648 | 22 | 1 | 2:42.173 | 45.799 | 1:14.737 | 41.637 | 228.8 | 1:02:17.412 |
| 20 | 1 | 2:35.806 | 42.940 | 1:12.218 | 40.648 | 251.7 | 53:16.454 | 23 | 1 | 2:42.826 | 46.107 | 1:14.611 | 42.108 | 224.5 | 1:05:00.238 |
| 21 | 1 | 3:31.940 | 42.897 | 1:20.324 | 1:28.719 | 254.7 | 56:48.394 | | | | | | | | |
| 22 | 1 | 3:17.210 | 1:24.590 | 1:13.082 | 39.538 | 227.4 | 1:00:05.604 | | | | | | | | |
| 23 | 1 | 2:35.394 | 42.841 | 1:12.016 | 40.537 | 252.9 | 1:02:40.998 | | | | | | | | |
| 24 | 1 | 2:35.193 | 42.639 | 1:12.568 | 39.986 | 245.5 | 1:05:16.191 | | | | | | | | |

| Lap | D | Time | Sector 1 | Sector 2 | Sector 3 | T. Spd | Elapsed |
|-----|---|------------|----------|----------|----------|--------|-------------|
| 1 | 1 | 2:41.739 | 48.481 | 1:13.422 | 39.836 | 228.3 | 2:41.739 |
| 2 | 1 | 2:35.174 | 43.284 | 1:12.251 | 39.639 | 245.5 | 5:16.913 |
| 3 | 1 | 2:34.219 | 43.632 | 1:11.300 | 39.287 | 250.0 | 7:51.132 |
| 4 | 1 | 2:34.314 | 43.228 | 1:11.517 | 39.569 | 247.1 | 10:25.446 |
| 5 | 1 | 2:34.489 | 43.267 | 1:11.462 | 39.760 | 248.8 | 12:59.935 |
| 6 | 1 | 2:34.798 | 43.291 | 1:11.223 | 40.284 | 253.5 | 15:34.733 |
| 7 | 1 | 2:58.402 | 1:03.952 | 1:14.795 | 39.655 | 248.3 | 18:33.135 |
| 8 | 1 | 2:37.410 | 43.923 | 1:13.430 | 40.057 | 230.8 | 21:10.545 |
| 9 | 1 | 2:37.904 | 43.795 | 1:12.996 | 41.113 | 250.0 | 23:48.449 |
| 10 | 1 | 2:37.884 | 44.143 | 1:12.289 | 41.452 | 245.5 | 26:26.333 |
| 11 | 1 | 2:35.689 | 43.878 | 1:11.998 | 39.813 | 249.4 | 29:02.022 |
| 12 | 1 | 2:37.766 | 43.879 | 1:13.235 | 40.652 | 254.1 | 31:39.788 |
| 13 | 1 | 2:46.641 B | 44.102 | 1:13.506 | 49.033 | 248.8 | 34:26.429 |
| 14 | 1 | 3:57.374 | 2:02.534 | 1:14.538 | 40.302 | 235.8 | 38:23.803 |
| 15 | 1 | 2:40.917 | 44.476 | 1:15.322 | 41.119 | 242.2 | 41:04.720 |
| 16 | 1 | 2:38.586 | 44.009 | 1:14.055 | 40.522 | 248.8 | 43:43.306 |
| 17 | 1 | 2:38.855 | 44.412 | 1:13.158 | 41.285 | 247.1 | 46:22.161 |
| 18 | 1 | 2:38.393 | 43.973 | 1:13.852 | 40.568 | 248.8 | 49:00.554 |
| 19 | 1 | 2:37.927 | 44.141 | 1:13.351 | 40.435 | 244.9 | 51:38.481 |
| 20 | 1 | 2:38.261 | 43.541 | 1:13.696 | 41.024 | 250.0 | 54:16.742 |
| 21 | 1 | 4:10.368 | 48.138 | 2:08.667 | 1:13.563 | 145.0 | 58:27.110 |
| 22 | 1 | 2:41.436 | 44.495 | 1:15.571 | 41.370 | 248.3 | 1:01:08.546 |
| 23 | 1 | 2:42.678 | 44.579 | 1:15.105 | 42.994 | 246.6 | 1:03:51.224 |
| 24 | 1 | 2:42.614 | 44.883 | 1:15.390 | 42.341 | 232.8 | 1:06:33.838 |

| Lap | D | Time | Sector 1 | Sector 2 | Sector 3 | T. Spd | Elapsed |
|-----|---|------------|----------|----------|----------|--------|-----------|
| 1 | 1 | 2:46.048 | 50.354 | 1:14.314 | 41.380 | 226.4 | 2:46.048 |
| 2 | 1 | 2:39.549 | 45.800 | 1:12.270 | 41.479 | 226.4 | 5:25.597 |
| 3 | 1 | 2:40.156 | 45.713 | 1:13.069 | 41.374 | 225.5 | 8:05.753 |
| 4 | 1 | 2:41.496 | 46.488 | 1:12.974 | 42.034 | 225.0 | 10:47.249 |
| 5 | 1 | 2:40.605 | 46.197 | 1:13.002 | 41.406 | 222.2 | 13:27.854 |
| 6 | 1 | 2:41.609 | 46.192 | 1:13.603 | 41.814 | 225.5 | 16:09.463 |
| 7 | 1 | 2:42.182 | 45.843 | 1:13.736 | 42.603 | 226.9 | 18:51.645 |
| 8 | 1 | 2:41.138 | 46.204 | 1:13.476 | 41.458 | 227.8 | 21:32.783 |
| 9 | 1 | 2:41.147 | 46.102 | 1:13.336 | 41.709 | 225.5 | 24:13.930 |
| 10 | 1 | 2:48.289 B | 47.047 | 1:13.189 | 48.053 | 222.7 | 27:02.219 |
| 11 | 1 | 4:07.528 | 2:12.395 | 1:13.574 | 41.559 | 221.3 | 31:09.747 |

| Lap | D | Time | Sector 1 | Sector 2 | Sector 3 | T. Spd | Elapsed |
|-----|---|------------|----------|----------|----------|--------|-------------|
| 1 | 1 | 2:45.833 | 49.233 | 1:15.143 | 41.457 | 228.8 | 2:45.833 |
| 2 | 1 | 2:43.978 | 46.764 | 1:15.324 | 41.890 | 226.9 | 5:29.811 |
| 3 | 1 | 2:42.384 | 46.289 | 1:14.607 | 41.488 | 229.8 | 8:12.195 |
| 4 | 1 | 2:41.806 | 46.198 | 1:14.201 | 41.407 | 229.8 | 10:54.001 |
| 5 | 1 | 2:41.991 | 46.371 | 1:14.182 | 41.438 | 229.8 | 13:35.992 |
| 6 | 1 | 2:41.934 | 46.368 | 1:14.068 | 41.498 | 230.3 | 16:17.926 |
| 7 | 1 | 2:43.557 | 46.557 | 1:15.217 | 41.783 | 227.8 | 19:01.483 |
| 8 | 1 | 2:43.424 | 47.139 | 1:14.344 | 41.941 | 231.3 | 21:44.907 |
| 9 | 1 | 2:51.503 B | 46.731 | 1:15.039 | 49.733 | 227.4 | 24:36.410 |
| 10 | 1 | 4:23.640 | 2:26.737 | 1:15.557 | 41.346 | 219.1 | 29:00.050 |
| 11 | 1 | 2:40.876 | 45.860 | 1:13.773 | 41.243 | 229.3 | 31:40.926 |
| 12 | 1 | 2:40.673 | 46.518 | 1:13.093 | 41.062 | 229.3 | 34:21.599 |
| 13 | 1 | 2:39.633 | 45.479 | 1:13.307 | 40.847 | 230.3 | 37:01.232 |
| 14 | 1 | 2:39.614 | 45.683 | 1:13.164 | 40.767 | 230.8 | 39:40.846 |
| 15 | 1 | 2:40.520 | 45.345 | 1:13.970 | 41.205 | 231.3 | 42:21.366 |
| 16 | 1 | 2:40.385 | 46.102 | 1:13.213 | 41.070 | 228.8 | 45:01.751 |
| 17 | 1 | 2:41.485 | 45.994 | 1:14.089 | 41.402 | 221.8 | 47:43.236 |
| 18 | 1 | 2:40.765 | 45.739 | 1:13.786 | 41.240 | 230.8 | 50:24.001 |
| 19 | 1 | 2:40.089 | 46.248 | 1:13.197 | 40.644 | 229.8 | 53:04.090 |
| 20 | 1 | 3:20.629 | 45.685 | 1:14.970 | 1:19.974 | 230.8 | 56:24.719 |
| 21 | 1 | 3:32.408 | 1:37.371 | 1:14.317 | 40.720 | 125.3 | 59:57.127 |
| 22 | 1 | 2:40.472 | 45.796 | 1:13.571 | 41.105 | 229.8 | 1:02:37.599 |
| 23 | 1 | 2:41.974 | 45.704 | 1:15.246 | 41.024 | 228.3 | 1:05:19.573 |

| Lap | D | Time | Sector 1 | Sector 2 | Sector 3 | T. Spd | Elapsed |
|-----|---|------------|----------|----------|----------|--------|-----------|
| 1 | 1 | 3:03.777 | 59.077 | 1:20.405 | 44.295 | 198.9 | 3:03.777 |
| 2 | 1 | 2:55.501 | 49.844 | 1:20.917 | 44.740 | 201.5 | 5:59.278 |
| 3 | 1 | 2:54.595 | 49.610 | 1:19.908 | 45.077 | 202.2 | 8:53.873 |
| 4 | 1 | 2:54.755 | 49.792 | 1:20.236 | 44.727 | 206.1 | 11:48.628 |
| 5 | 1 | 2:53.883 | 50.185 | 1:19.496 | 44.202 | 198.2 | 14:42.511 |
| 6 | 1 | 2:52.651 | 49.447 | 1:19.391 | 43.813 | 206.5 | 17:35.162 |
| 7 | 1 | 2:53.857 | 49.586 | 1:19.552 | 44.719 | 211.8 | 20:29.019 |
| 8 | 1 | 3:11.403 B | 53.168 | 1:22.202 | 56.033 | 204.9 | 23:40.422 |
| 9 | 1 | 4:06.017 | 2:03.234 | 1:18.558 | 44.225 | 195.3 | 27:46.439 |
| 10 | 1 | 2:51.620 | 48.858 | 1:18.675 | 44.087 | 203.8 | 30:38.059 |
| 11 | 1 | 2:52.154 | 49.415 | 1:18.491 | 44.248 | 203.0 | 33:30.213 |
| 12 | 1 | 2:52.641 | 48.972 | 1:19.037 | 44.632 | 201.1 | 36:22.854 |
| 13 | 1 | 2:52.083 | 49.246 | 1:18.487 | 44.350 | 205.7 | 39:14.937 |
| 14 | 1 | 2:50.636 | 48.938 | 1:17.865 | 43.833 | 206.1 | 42:05.573 |
| 15 | 1 | 2:52.953 | 49.589 | 1:18.888 | 44.476 | 200.7 | 44:58.526 |
| 16 | 1 | 2:57.482 | 49.801 | 1:21.771 | 45.910 | 204.2 | 47:56.008 |



SUPERCAR CHALLENGE
SPA EURO RACE
RACE 2

Sector Analysis

■ Personal Best ■ Session Best B Crossing the finish line in pit lane

| Lap | D | Time | Sector 1 | Sector 2 | Sector 3 | T. Spd | Elapsed | Lap | D | Time | Sector 1 | Sector 2 | Sector 3 | T. Spd | Elapsed |
|-----|---|----------|---------------|----------|----------|--------|-------------|-----|---|----------|---------------|----------|----------|--------|-----------|
| 17 | 1 | 2:51.402 | 49.189 | 1:18.231 | 43.982 | 210.5 | 50:47.410 | 15 | 1 | 2:43.724 | 46.595 | 1:14.994 | 42.135 | 225.5 | 42:39.514 |
| 18 | 1 | 2:51.513 | 49.027 | 1:18.543 | 43.943 | 208.1 | 53:38.923 | 16 | 1 | 2:44.115 | 46.460 | 1:14.828 | 42.827 | 226.4 | 45:23.629 |
| 19 | 1 | 3:58.634 | 49.325 | 1:39.894 | 1:29.415 | 202.2 | 57:37.557 | 17 | 1 | 2:46.139 | 48.133 | 1:15.705 | 42.301 | 220.0 | 48:09.768 |
| 20 | 1 | 2:59.642 | 56.936 | 1:18.582 | 44.124 | 206.1 | 1:00:37.199 | 18 | 1 | 2:45.338 | 46.750 | 1:16.090 | 42.498 | 223.1 | 50:55.106 |
| 21 | 1 | 2:51.263 | 48.756 | 1:18.159 | 44.348 | 205.7 | 1:03:28.462 | 19 | 1 | 2:45.999 | 46.965 | 1:16.680 | 42.354 | 203.4 | 53:41.105 |
| 22 | 1 | 2:51.595 | 48.941 | 1:18.359 | 44.295 | 202.2 | 1:06:20.057 | 20 | 1 | 3:53.922 | 46.590 | 1:39.667 | 1:27.665 | 214.3 | 57:35.027 |

208 JR Motorsport
1.Ted van Vliet BMW E92 V8 SS1

| | | | | | | | |
|---|---|-----------------|---------------|-----------------|---------------|-------|-----------|
| 1 | 1 | 2:56.720 | 54.917 | 1:19.297 | 42.506 | 202.6 | 2:56.720 |
| 2 | 1 | 2:48.253 | 47.806 | 1:17.359 | 43.088 | 225.5 | 5:44.973 |
| 3 | 1 | 2:46.720 | 47.272 | 1:16.521 | 42.927 | 219.5 | 8:31.693 |
| 4 | 1 | 2:44.405 | 47.374 | 1:15.014 | 42.017 | 225.5 | 11:16.098 |

210 E2P Racing
1.Kosta Kanaroglou Ginetta G50 SS1

| | | | | | | | |
|----|---|-----------------|---------------|-----------------|---------------|-------|-------------|
| 1 | 1 | 2:50.359 | 52.330 | 1:15.782 | 42.247 | 217.3 | 2:50.359 |
| 2 | 1 | 2:45.878 | 47.801 | 1:15.780 | 42.297 | 223.1 | 5:36.237 |
| 3 | 1 | 2:42.491 | 46.720 | 1:13.714 | 42.057 | 221.3 | 8:18.728 |
| 4 | 1 | 2:43.785 | 46.448 | 1:15.801 | 41.536 | 220.9 | 11:02.513 |
| 5 | 1 | 2:40.805 | 46.169 | 1:13.434 | 41.202 | 221.8 | 13:43.318 |
| 6 | 1 | 2:40.183 | 46.319 | 1:13.007 | 40.857 | 221.3 | 16:23.501 |
| 7 | 1 | 2:41.728 | 46.733 | 1:13.785 | 41.210 | 223.6 | 19:05.229 |
| 8 | 1 | 2:42.431 | 46.908 | 1:13.708 | 41.815 | 221.8 | 21:47.660 |
| 9 | 1 | 2:41.341 | 46.554 | 1:13.235 | 41.552 | 224.1 | 24:29.001 |
| 10 | 1 | 2:48.133 B | 46.868 | 1:13.290 | 47.975 | 215.6 | 27:17.134 |
| 11 | 1 | 4:03.313 | 2:08.234 | 1:13.423 | 41.656 | 222.2 | 31:20.447 |
| 12 | 1 | 2:43.002 | 45.920 | 1:15.613 | 41.469 | 222.2 | 34:03.449 |
| 13 | 1 | 2:40.896 | 46.440 | 1:12.736 | 41.720 | 224.1 | 36:44.345 |
| 14 | 1 | 2:40.621 | 46.241 | 1:13.630 | 40.750 | 220.9 | 39:24.966 |
| 15 | 1 | 2:42.326 | 45.924 | 1:13.305 | 43.097 | 221.3 | 42:07.292 |
| 16 | 1 | 2:44.734 | 47.699 | 1:14.760 | 42.275 | 215.6 | 44:52.026 |
| 17 | 1 | 2:43.127 | 47.289 | 1:14.148 | 41.690 | 213.4 | 47:35.153 |
| 18 | 1 | 2:42.826 | 46.345 | 1:14.644 | 41.837 | 218.2 | 50:17.979 |
| 19 | 1 | 2:43.847 | 46.573 | 1:15.565 | 41.709 | 216.0 | 53:01.826 |
| 20 | 1 | 3:22.470 | 46.785 | 1:15.734 | 1:19.951 | 218.6 | 56:24.296 |
| 21 | 1 | 3:30.881 | 1:31.764 | 1:17.000 | 42.117 | 75.8 | 59:55.177 |
| 22 | 1 | 2:44.203 | 48.449 | 1:13.938 | 41.816 | 212.6 | 1:02:39.380 |
| 23 | 1 | 2:42.606 | 47.335 | 1:13.514 | 41.757 | 218.6 | 1:05:21.986 |

217 Ferry Monster Motorsport
1.Martin/Teunis Huisman/Vi Seat Sport Leon Cup Racer SS1

| | | | | | | | |
|----|---|-----------------|----------|-----------------|---------------|-------|-----------|
| 1 | 1 | 2:52.097 | 51.518 | 1:18.466 | 42.113 | 222.7 | 2:52.097 |
| 2 | 1 | 2:44.904 | 47.574 | 1:15.482 | 41.848 | 219.1 | 5:37.001 |
| 3 | 1 | 2:45.039 | 47.634 | 1:15.584 | 41.821 | 207.3 | 8:22.040 |
| 4 | 1 | 2:42.976 | 46.683 | 1:14.508 | 41.785 | 222.7 | 11:05.016 |
| 5 | 1 | 2:42.590 | 46.613 | 1:14.159 | 41.818 | 221.3 | 13:47.606 |
| 6 | 1 | 2:46.753 | 48.002 | 1:16.840 | 41.911 | 201.1 | 16:34.359 |
| 7 | 1 | 2:44.951 | 47.947 | 1:14.980 | 42.024 | 223.1 | 19:19.310 |
| 8 | 1 | 2:44.939 | 47.250 | 1:15.283 | 42.406 | 225.9 | 22:04.249 |
| 9 | 1 | 2:51.350 B | 47.017 | 1:15.021 | 49.312 | 221.8 | 24:55.599 |
| 10 | 1 | 4:05.323 | 2:06.187 | 1:16.713 | 42.423 | 201.1 | 29:00.922 |
| 11 | 1 | 2:44.986 | 47.745 | 1:15.272 | 41.969 | 219.5 | 31:45.908 |
| 12 | 1 | 2:42.734 | 46.890 | 1:13.899 | 41.945 | 223.1 | 34:28.642 |
| 13 | 1 | 2:44.403 | 47.072 | 1:15.508 | 41.823 | 223.1 | 37:13.045 |
| 14 | 1 | 2:42.745 | 46.644 | 1:14.407 | 41.694 | 224.1 | 39:55.790 |

222 Blueberry Racing
1.Ronald/Luuk van Loon/va BMW E46 M3 SS1


| | | | | | | | |
|----|---|-----------------|---------------|-----------------|---------------|-------|-------------|
| 1 | 1 | 2:52.562 | 53.792 | 1:16.614 | 42.156 | 219.5 | 2:52.562 |
| 2 | 1 | 2:45.537 | 47.751 | 1:16.080 | 41.706 | 228.8 | 5:38.099 |
| 3 | 1 | 2:42.890 | 46.541 | 1:14.806 | 41.543 | 227.4 | 8:20.989 |
| 4 | 1 | 2:43.388 | 46.384 | 1:15.252 | 41.752 | 227.4 | 11:04.377 |
| 5 | 1 | 2:42.789 | 46.153 | 1:14.660 | 41.976 | 228.8 | 13:47.166 |
| 6 | 1 | 2:44.125 | 46.460 | 1:15.700 | 41.965 | 218.6 | 16:31.291 |
| 7 | 1 | 2:44.011 | 46.647 | 1:15.060 | 42.304 | 225.5 | 19:15.302 |
| 8 | 1 | 2:54.002 B | 46.367 | 1:15.253 | 52.382 | 226.4 | 22:09.304 |
| 9 | 1 | 3:55.181 | 2:00.388 | 1:13.650 | 41.143 | 227.8 | 26:04.485 |
| 10 | 1 | 2:41.071 | 45.622 | 1:13.701 | 41.748 | 230.8 | 28:45.556 |
| 11 | 1 | 2:41.335 | 45.214 | 1:14.388 | 41.733 | 234.8 | 31:26.891 |
| 12 | 1 | 2:41.160 | 45.736 | 1:13.570 | 41.854 | 229.8 | 34:08.051 |
| 13 | 1 | 2:40.033 | 45.248 | 1:13.441 | 41.344 | 231.8 | 36:48.084 |
| 14 | 1 | 2:41.751 | 45.549 | 1:14.522 | 41.680 | 230.8 | 39:29.835 |
| 15 | 1 | 2:40.966 | 45.486 | 1:14.365 | 41.115 | 228.8 | 42:10.801 |
| 16 | 1 | 2:42.779 | 45.524 | 1:15.690 | 41.565 | 231.3 | 44:53.580 |
| 17 | 1 | 2:40.637 | 45.507 | 1:14.017 | 41.113 | 230.3 | 47:34.217 |
| 18 | 1 | 2:41.766 | 45.428 | 1:14.888 | 41.450 | 233.8 | 50:15.983 |
| 19 | 1 | 2:41.877 | 45.722 | 1:14.965 | 41.190 | 229.8 | 52:57.860 |
| 20 | 1 | 3:14.309 | 45.556 | 1:15.273 | 1:13.480 | 232.3 | 56:12.169 |
| 21 | 1 | 3:37.750 | 1:37.555 | 1:18.694 | 41.501 | 83.5 | 59:49.919 |
| 22 | 1 | 2:40.658 | 45.420 | 1:14.077 | 41.161 | 231.8 | 1:02:30.577 |
| 23 | 1 | 2:41.675 | 45.642 | 1:13.986 | 42.047 | 230.3 | 1:05:12.252 |

245 Hadders Plaza
1.Robert/Benjamin van den BMW SS1

| | | | | | | | |
|----|---|-----------------|---------------|-----------------|---------------|-------|-----------|
| 1 | 1 | 2:49.699 | 50.506 | 1:16.921 | 42.272 | 233.3 | 2:49.699 |
| 2 | 1 | 2:43.899 | 46.938 | 1:15.501 | 41.460 | 223.6 | 5:33.598 |
| 3 | 1 | 2:41.662 | 45.920 | 1:14.082 | 41.660 | 229.3 | 8:15.260 |
| 4 | 1 | 2:40.606 | 45.970 | 1:13.606 | 41.030 | 228.8 | 10:55.866 |
| 5 | 1 | 2:40.875 | 45.931 | 1:13.644 | 41.300 | 232.3 | 13:36.741 |
| 6 | 1 | 2:41.671 | 46.233 | 1:14.367 | 41.071 | 233.8 | 16:18.412 |
| 7 | 1 | 2:42.567 | 46.053 | 1:14.785 | 41.729 | 231.8 | 19:00.979 |
| 8 | 1 | 2:49.057 B | 46.230 | 1:14.870 | 47.957 | 227.4 | 21:50.036 |
| 9 | 1 | 4:10.974 | 2:15.393 | 1:14.127 | 41.454 | 226.9 | 26:01.010 |
| 10 | 1 | 2:40.513 | 46.213 | 1:13.479 | 40.821 | 227.8 | 28:41.523 |
| 11 | 1 | 2:39.993 | 45.389 | 1:13.292 | 41.312 | 234.3 | 31:21.516 |
| 12 | 1 | 2:41.498 | 45.103 | 1:15.023 | 41.372 | 236.3 | 34:03.014 |
| 13 | 1 | 2:42.689 | 45.469 | 1:13.669 | 43.551 | 230.3 | 36:45.703 |

246 Stichting Euro Autosport
1.Ruud Olij BMW E92 M3 SS1

| | | | | | | | |
|---|---|----------|--------|----------|--------|-------|----------|
| 1 | 1 | 2:48.561 | 52.013 | 1:15.708 | 40.840 | 225.9 | 2:48.561 |
| 2 | 1 | 2:40.227 | 45.202 | 1:14.427 | 40.598 | 238.9 | 5:28.788 |



SUPERCAR CHALLENGE
SPA EURO RACE
RACE 2

Sector Analysis

Personal Best Session Best B Crossing the finish line in pit lane


| Lap | D | Time | Sector 1 | Sector 2 | Sector 3 | T. Spd | Elapsed | Lap | D | Time | Sector 1 | Sector 2 | Sector 3 | T. Spd | Elapsed |
|-----|---|----------|----------|----------|----------|--------|-------------|-----|---|----------|----------|----------|----------|--------|-------------|
| 3 | 1 | 2:38.565 | 45.573 | 1:12.513 | 40.479 | 236.3 | 8:07.353 | 9 | 1 | 2:42.253 | 46.218 | 1:14.464 | 41.571 | 237.9 | 24:43.060 |
| 4 | 1 | 2:39.580 | 45.185 | 1:13.091 | 41.304 | 230.3 | 10:46.933 | 10 | 1 | 2:48.766 | 46.125 | 1:14.786 | 47.855 | 235.8 | 27:31.826 |
| 5 | 1 | 2:39.626 | 45.764 | 1:12.596 | 41.266 | 235.3 | 13:26.559 | 11 | 1 | 4:07.538 | 2:09.839 | 1:16.128 | 41.571 | 237.9 | 31:39.364 |
| 6 | 1 | 2:40.907 | 46.920 | 1:13.146 | 40.841 | 231.3 | 16:07.466 | 12 | 1 | 2:44.149 | 46.959 | 1:15.855 | 41.335 | 237.9 | 34:23.513 |
| 7 | 1 | 2:55.301 | 46.235 | 1:15.036 | 54.030 | 222.7 | 19:02.767 | 13 | 1 | 2:43.294 | 46.754 | 1:15.239 | 41.301 | 235.8 | 37:06.807 |
| 8 | 1 | 4:26.527 | 2:28.936 | 1:14.482 | 43.109 | 234.3 | 23:29.294 | 14 | 1 | 2:41.991 | 45.881 | 1:15.040 | 41.070 | 237.4 | 39:48.798 |
| 9 | 1 | 2:41.622 | 46.922 | 1:13.534 | 41.166 | 233.8 | 26:10.916 | 15 | 1 | 2:42.953 | 46.611 | 1:15.032 | 41.310 | 235.8 | 42:31.751 |
| 10 | 1 | 2:40.995 | 45.717 | 1:13.538 | 41.740 | 236.3 | 28:51.911 | 16 | 1 | 2:43.579 | 45.639 | 1:16.532 | 41.408 | 235.8 | 45:15.330 |
| 11 | 1 | 2:41.943 | 45.874 | 1:14.660 | 41.409 | 223.6 | 31:33.854 | 17 | 1 | 2:42.147 | 45.795 | 1:14.590 | 41.762 | 238.4 | 47:57.477 |
| 12 | 1 | 2:42.084 | 46.030 | 1:14.353 | 41.701 | 236.8 | 34:15.938 | 18 | 1 | 2:42.356 | 45.794 | 1:15.438 | 41.124 | 242.2 | 50:39.833 |
| 13 | 1 | 2:42.042 | 46.043 | 1:14.496 | 41.503 | 235.8 | 36:57.980 | 19 | 1 | 2:43.056 | 45.769 | 1:15.735 | 41.552 | 241.1 | 53:22.889 |
| 14 | 1 | 2:41.344 | 45.970 | 1:14.457 | 40.917 | 232.3 | 39:39.324 | 20 | 1 | 3:30.087 | 45.571 | 1:25.188 | 1:19.328 | 240.5 | 56:52.976 |
| 15 | 1 | 2:42.731 | 45.818 | 1:14.676 | 42.237 | 236.3 | 42:22.055 | 21 | 1 | 3:22.445 | 1:24.869 | 1:16.234 | 41.342 | 216.9 | 1:00:15.421 |
| 16 | 1 | 2:43.172 | 45.834 | 1:14.929 | 42.409 | 230.8 | 45:05.227 | 22 | 1 | 2:42.342 | 45.102 | 1:15.439 | 41.801 | 246.0 | 1:02:57.763 |
| 17 | 1 | 2:45.261 | 46.608 | 1:16.354 | 42.299 | 235.3 | 47:50.488 | 23 | 1 | 2:43.651 | 46.991 | 1:15.410 | 41.250 | 235.3 | 1:05:41.414 |
| 18 | 1 | 2:43.094 | 46.373 | 1:14.316 | 42.405 | 235.8 | 50:33.582 | | | | | | | | |
| 19 | 1 | 2:45.342 | 46.996 | 1:15.668 | 42.678 | 234.3 | 53:18.924 | | | | | | | | |
| 20 | 1 | 3:31.795 | 46.503 | 1:18.799 | 1:26.493 | 232.8 | 56:50.719 | | | | | | | | |
| 21 | 1 | 3:23.144 | 1:25.707 | 1:15.720 | 41.717 | 214.3 | 1:00:13.863 | | | | | | | | |
| 22 | 1 | 2:44.507 | 46.414 | 1:16.167 | 41.926 | 227.8 | 1:02:58.370 | | | | | | | | |
| 23 | 1 | 2:46.553 | 47.565 | 1:16.762 | 42.226 | 226.4 | 1:05:44.923 | | | | | | | | |

| 259 | | BS Racing Team | BMW E46 GTR | | | | | | | | | | | | |
|-----|---|-----------------------------|-------------|----------|--------|-------|-------------|--|--|--|--|--|--|--|--|
| | | 1. Marcel/Peter van de Maat | SS1 | | | | | | | | | | | | |
| 1 | 1 | 2:49.740 | 51.240 | 1:15.613 | 42.887 | 227.8 | 2:49.740 | | | | | | | | |
| 2 | 1 | 2:44.475 | 46.926 | 1:15.747 | 41.802 | 223.1 | 5:34.215 | | | | | | | | |
| 3 | 1 | 2:41.980 | 46.835 | 1:13.840 | 41.305 | 225.0 | 8:16.195 | | | | | | | | |
| 4 | 1 | 2:41.723 | 46.513 | 1:13.634 | 41.576 | 222.7 | 10:57.918 | | | | | | | | |
| 5 | 1 | 2:42.500 | 46.936 | 1:13.904 | 41.660 | 222.2 | 13:40.418 | | | | | | | | |
| 6 | 1 | 3:10.982 | 46.813 | 1:28.500 | 55.669 | 226.9 | 16:51.400 | | | | | | | | |
| 7 | 1 | 4:25.163 | 2:25.712 | 1:17.053 | 42.398 | 191.8 | 21:16.563 | | | | | | | | |
| 8 | 1 | 2:46.009 | 47.343 | 1:16.531 | 42.135 | 205.7 | 24:02.572 | | | | | | | | |
| 9 | 1 | 2:50.388 | 47.076 | 1:14.787 | 48.525 | 220.9 | 26:52.960 | | | | | | | | |
| 10 | 1 | 3:59.737 | 2:02.172 | 1:15.776 | 41.789 | 224.5 | 30:52.697 | | | | | | | | |
| 11 | 1 | 2:41.326 | 46.757 | 1:13.380 | 41.189 | 224.1 | 33:34.023 | | | | | | | | |
| 12 | 1 | 2:41.922 | 46.582 | 1:13.728 | 41.612 | 225.9 | 36:15.945 | | | | | | | | |
| 13 | 1 | 2:42.037 | 46.808 | 1:14.152 | 41.077 | 223.1 | 38:57.982 | | | | | | | | |
| 14 | 1 | 2:41.277 | 46.310 | 1:13.530 | 41.437 | 224.1 | 41:39.259 | | | | | | | | |
| 15 | 1 | 2:42.475 | 47.309 | 1:13.627 | 41.539 | 220.9 | 44:21.734 | | | | | | | | |
| 16 | 1 | 2:43.788 | 47.538 | 1:15.045 | 41.205 | 223.6 | 47:05.522 | | | | | | | | |
| 17 | 1 | 2:41.206 | 46.504 | 1:13.387 | 41.315 | 226.4 | 49:46.728 | | | | | | | | |
| 18 | 1 | 2:42.320 | 46.111 | 1:14.965 | 41.244 | 230.3 | 52:29.048 | | | | | | | | |
| 19 | 1 | 2:43.589 | 46.454 | 1:13.382 | 43.753 | 228.3 | 55:12.637 | | | | | | | | |
| 20 | 1 | 4:05.780 | 1:41.809 | 1:42.415 | 41.556 | 77.9 | 59:18.417 | | | | | | | | |
| 21 | 1 | 2:41.245 | 46.574 | 1:13.169 | 41.502 | 225.5 | 1:01:59.662 | | | | | | | | |
| 22 | 1 | 2:41.029 | 46.449 | 1:13.172 | 41.408 | 226.9 | 1:04:40.691 | | | | | | | | |

| 262 | | Van der Kooi Racing | Lotus Exige V6 | | | | | | | | | | | | |
|-----|---|---------------------|----------------|----------|--------|-------|-----------|--|--|--|--|--|--|--|--|
| | | 1. Roelant de Waard | SS1 | | | | | | | | | | | | |
| 1 | 1 | 2:54.030 | 53.578 | 1:18.558 | 41.894 | 224.1 | 2:54.030 | | | | | | | | |
| 2 | 1 | 2:45.660 | 46.660 | 1:16.998 | 42.002 | 215.1 | 5:39.690 | | | | | | | | |
| 3 | 1 | 2:45.394 | 46.492 | 1:16.747 | 42.155 | 239.5 | 8:25.084 | | | | | | | | |
| 4 | 1 | 2:43.144 | 46.058 | 1:15.448 | 41.638 | 238.9 | 11:08.228 | | | | | | | | |
| 5 | 1 | 2:42.826 | 45.986 | 1:15.289 | 41.551 | 238.9 | 13:51.054 | | | | | | | | |
| 6 | 1 | 2:43.899 | 46.160 | 1:16.233 | 41.506 | 225.9 | 16:34.953 | | | | | | | | |
| 7 | 1 | 2:42.196 | 46.468 | 1:14.456 | 41.272 | 237.9 | 19:17.149 | | | | | | | | |
| 8 | 1 | 2:43.658 | 45.745 | 1:14.843 | 43.070 | 237.9 | 22:00.807 | | | | | | | | |

| 305 | | PDS Racing | Seat Leon Supercoppa MK11 | | | | | | | | | | | | |
|-----|---|------------------|---------------------------|----------|--------|-------|-------------|--|--|--|--|--|--|--|--|
| | | 1. Michael Smith | SS2 | | | | | | | | | | | | |
| 1 | 1 | 3:08.282 | 1:03.156 | 1:20.212 | 44.914 | 191.5 | 3:08.282 | | | | | | | | |
| 2 | 1 | 2:48.458 | 48.685 | 1:15.822 | 43.951 | 210.9 | 5:56.740 | | | | | | | | |
| 3 | 1 | 2:44.785 | 47.664 | 1:14.780 | 42.341 | 216.0 | 8:41.525 | | | | | | | | |
| 4 | 1 | 2:44.545 | 47.392 | 1:14.857 | 42.296 | 219.5 | 11:26.070 | | | | | | | | |
| 5 | 1 | 2:44.984 | 48.056 | 1:14.977 | 41.951 | 218.2 | 14:11.054 | | | | | | | | |
| 6 | 1 | 2:44.294 | 47.217 | 1:14.825 | 42.252 | 220.4 | 16:55.348 | | | | | | | | |
| 7 | 1 | 2:43.806 | 47.272 | 1:14.634 | 41.900 | 220.9 | 19:39.154 | | | | | | | | |
| 8 | 1 | 2:44.398 | 47.284 | 1:15.034 | 42.080 | 221.3 | 22:23.552 | | | | | | | | |
| 9 | 1 | 2:45.961 | 47.528 | 1:15.892 | 42.541 | 217.7 | 25:09.513 | | | | | | | | |
| 10 | 1 | 2:45.836 | 47.117 | 1:16.134 | 42.585 | 222.7 | 27:55.349 | | | | | | | | |
| 11 | 1 | 2:48.892 | 48.362 | 1:16.671 | 43.859 | 217.3 | 30:44.241 | | | | | | | | |
| 12 | 1 | 2:54.481 | 47.600 | 1:16.976 | 49.905 | 208.9 | 33:38.722 | | | | | | | | |
| 13 | 1 | 4:22.349 | 2:21.408 | 1:16.924 | 44.017 | 214.7 | 38:01.071 | | | | | | | | |
| 14 | 1 | 2:47.614 | 47.727 | 1:16.829 | 43.058 | 217.3 | 40:48.685 | | | | | | | | |
| 15 | 1 | 2:47.467 | 47.669 | 1:16.118 | 43.680 | 221.8 | 43:36.152 | | | | | | | | |
| 16 | 1 | 2:47.623 | 47.880 | 1:16.065 | 43.678 | 220.9 | 46:23.775 | | | | | | | | |
| 17 | 1 | 2:46.891 | 47.592 | 1:16.213 | 43.086 | 220.4 | 49:10.666 | | | | | | | | |
| 18 | 1 | 2:46.875 | 47.652 | 1:16.411 | 42.812 | 219.5 | 51:57.541 | | | | | | | | |
| 19 | 1 | 2:48.094 | 48.031 | 1:16.652 | 43.411 | 218.2 | 54:45.635 | | | | | | | | |
| 20 | 1 | 4:15.844 | 1:33.483 | 1:59.335 | 43.026 | 82.0 | 59:01.479 | | | | | | | | |
| 21 | 1 | 2:46.680 | 47.332 | 1:16.280 | 43.068 | 222.2 | 1:01:48.159 | | | | | | | | |
| 22 | 1 | 2:47.975 | 47.671 | 1:16.872 | 43.432 | 219.5 | 1:04:36.134 | | | | | | | | |

| 306 | | Intersport Racing | BMW E46 M3 | | | | | | | | | | | | |
|-----|---|---------------------------|------------|----------|--------|-------|-----------|--|--|--|--|--|--|--|--|
| | | 1. Adam/Kevin Hayes/Clark | SS2 | | | | | | | | | | | | |
| 1 | 1 | 2:54.976 | 53.831 | 1:18.578 | 42.567 | 212.6 | 2:54.976 | | | | | | | | |
| 2 | 1 | 2:45.510 | 46.782 | 1:16.741 | 41.987 | 215.1 | 5:40.486 | | | | | | | | |
| 3 | 1 | 2:45.155 | 46.823 | 1:15.843 | 42.489 | 220.9 | 8:25.641 | | | | | | | | |
| 4 | 1 | 2:44.517 | 46.583 | 1:15.577 | 42.357 | 219.5 | 11:10.158 | | | | | | | | |
| 5 | 1 | 2:44.073 | 46.134 | 1:15.436 | 42.503 | 231.3 | 13:54.231 | | | | | | | | |
| 6 | 1 | 2:45.404 | 47.026 | 1:16.215 | 42.163 | 206.9 | 16:39.635 | | | | | | | | |
| 7 | 1 | 2:44.870 | 46.858 | 1:15.565 | 42.447 | 221.3 | 19:24.505 | | | | | | | | |
| 8 | 1 | 2:44.776 | 46.568 | 1:15.849 | 42.359 | 220.4 | 22:09.281 | | | | | | | | |
| 9 | 1 | 2:53.875 | 47.485 | 1:15.596 | 50.794 | 213.0 | 25:03.156 | | | | | | | | |
| 10 | 1 | 4:39.884 | 2:37.743 | 1:18.898 | 43.243 | 205.3 | 29:43.040 | | | | | | | | |
| 11 | 1 | 2:50.221 | 48.439 | 1:19.004 | 42.778 | 213.9 | 32:33.261 | | | | | | | | |
| 12 | 1 | 2:48.024 | 47.525 | 1:17.615 | 42.884 | 222.7 | 35:21.285 | | | | | | | | |
| 13 | 1 | 2:51.329 | 48.416 | 1:19.065 | 43.848 | 222.7 | 38:12.614 | | | | | | | | |
| 14 | 1 | 2:52.828 | 47.985 | 1:20.895 | 43.948 | 226.9 | 41:05.442 | | | | | | | | |




SUPERCAR CHALLENGE
SPA EURO RACE
RACE 2

Sector Analysis

Personal Best Session Best B Crossing the finish line in pit lane

| Lap | D | Time | Sector 1 | Sector 2 | Sector 3 | T. Spd | Elapsed | Lap | D | Time | Sector 1 | Sector 2 | Sector 3 | T. Spd | Elapsed |
|--|---|----------|----------|----------|----------|--------|-------------|---|---|----------|----------|----------|----------|--------|-------------|
| 15 | 1 | 2:49.206 | 47.678 | 1:18.330 | 43.198 | 224.5 | 43:54.648 | 22 | 1 | 2:45.746 | 46.357 | 1:15.165 | 44.224 | 232.8 | 1:03:51.898 |
| 16 | 1 | 2:47.246 | 46.930 | 1:17.224 | 43.092 | 220.9 | 46:41.894 | 23 | 1 | 2:44.363 | 46.354 | 1:15.775 | 42.234 | 213.4 | 1:06:36.261 |
| 17 | 1 | 2:48.858 | 47.469 | 1:18.514 | 42.875 | 212.2 | 49:30.752 | 351 DRDO-Koopman Racing BMW M3 E46 | | | | | | | |
| 18 | 1 | 2:47.773 | 47.263 | 1:17.943 | 42.567 | 212.6 | 52:18.525 | 1.Peter Koelewijn DRDO | | | | | | | |
| 19 | 1 | 2:53.101 | 47.068 | 1:17.811 | 48.222 | 226.9 | 55:11.626 | 1 | 1 | 3:00.898 | 58.622 | 1:18.548 | 43.728 | 213.4 | 3:00.898 |
| 20 | 1 | 4:11.200 | 1:42.004 | 1:45.960 | 43.236 | 78.4 | 59:22.826 | 2 | 1 | 2:49.763 | 48.327 | 1:17.961 | 43.475 | 216.4 | 5:50.661 |
| 21 | 1 | 2:47.509 | 47.018 | 1:17.885 | 42.606 | 227.8 | 1:02:10.335 | 3 | 1 | 2:48.894 | 48.212 | 1:17.508 | 43.174 | 218.6 | 8:39.555 |
| 22 | 1 | 2:48.734 | 47.129 | 1:17.561 | 44.044 | 219.1 | 1:04:59.069 | 4 | 1 | 2:49.006 | 48.335 | 1:17.148 | 43.523 | 218.2 | 11:28.561 |
| 311 Spork Racing Team Seat Leon Supercopa SS2 | | | | | | | | 352 DRDO-Koopman Racing BMW M3 E46 | | | | | | | |
| 1.Kris van Kelst | | | | | | | | 1.Emile/Ronald Drummen/F DRDO | | | | | | | |
| 1 | 1 | 3:06.350 | 58.266 | 1:21.824 | 46.260 | 201.5 | 3:06.350 | 1 | 1 | 3:13.745 | 1:02.997 | 1:23.973 | 46.775 | 184.6 | 3:13.745 |
| 2 | 1 | 2:58.713 | 51.289 | 1:20.394 | 47.030 | 201.9 | 6:05.063 | 2 | 1 | 2:59.030 | 50.669 | 1:21.708 | 46.653 | 194.2 | 6:12.775 |
| 3 | 1 | 2:57.387 | 50.617 | 1:21.010 | 45.760 | 200.4 | 9:02.450 | 3 | 1 | 2:58.704 | 51.123 | 1:21.780 | 45.801 | 206.9 | 9:11.479 |
| 4 | 1 | 2:53.733 | 50.187 | 1:18.678 | 44.868 | 200.0 | 11:56.183 | 4 | 1 | 3:02.124 | 50.636 | 1:24.996 | 46.492 | 191.8 | 12:13.603 |
| 5 | 1 | 2:52.858 | 49.577 | 1:18.343 | 44.938 | 201.1 | 14:49.041 | 5 | 1 | 2:58.195 | 50.115 | 1:21.639 | 46.441 | 203.0 | 15:11.798 |
| 6 | 1 | 2:53.837 | 49.700 | 1:19.463 | 44.674 | 203.8 | 17:42.878 | 6 | 1 | 3:01.375 | 50.801 | 1:23.139 | 47.435 | 203.0 | 18:13.173 |
| 7 | 1 | 2:51.365 | 49.426 | 1:17.516 | 44.423 | 210.1 | 20:34.243 | 7 | 1 | 2:59.373 | 50.979 | 1:21.755 | 46.639 | 201.1 | 21:12.546 |
| 8 | 1 | 2:53.130 | 50.370 | 1:17.555 | 45.205 | 208.1 | 23:27.373 | 8 | 1 | 2:58.673 | 50.860 | 1:21.787 | 46.026 | 196.7 | 24:11.219 |
| 9 | 1 | 2:51.873 | 49.989 | 1:17.385 | 44.499 | 208.5 | 26:19.246 | 9 | 1 | 2:59.289 | 51.307 | 1:21.406 | 46.576 | 184.0 | 27:10.508 |
| 10 | 1 | 2:51.858 | 49.749 | 1:17.470 | 44.639 | 210.1 | 29:11.104 | 10 | 1 | 3:00.408 | 50.764 | 1:22.674 | 46.970 | 200.7 | 30:10.916 |
| 11 | 1 | 2:51.079 | 49.490 | 1:17.123 | 44.466 | 211.8 | 32:02.183 | 11 | 1 | 3:05.893 | 50.660 | 1:22.216 | 53.017 | 202.6 | 33:16.809 |
| 12 | 1 | 2:58.215 | 49.640 | 1:16.663 | 51.912 | 208.9 | 35:00.398 | 12 | 1 | 4:41.724 | 2:30.990 | 1:24.883 | 45.851 | 189.5 | 37:58.533 |
| 13 | 1 | 4:15.508 | 2:12.978 | 1:17.998 | 44.532 | 209.3 | 39:15.906 | 13 | 1 | 2:55.748 | 50.021 | 1:21.198 | 44.529 | 214.7 | 40:54.281 |
| 14 | 1 | 2:50.884 | 49.151 | 1:16.920 | 44.813 | 212.2 | 42:06.790 | 14 | 1 | 2:55.704 | 49.673 | 1:21.478 | 44.553 | 209.7 | 43:49.985 |
| 15 | 1 | 2:51.898 | 50.206 | 1:17.331 | 44.361 | 210.5 | 44:58.688 | 15 | 1 | 2:55.272 | 49.786 | 1:20.411 | 45.075 | 197.4 | 46:45.257 |
| 16 | 1 | 2:55.382 | 49.508 | 1:20.622 | 45.252 | 210.5 | 47:54.070 | 16 | 1 | 2:55.899 | 49.601 | 1:21.028 | 45.270 | 207.7 | 49:41.156 |
| 17 | 1 | 2:52.039 | 50.072 | 1:17.389 | 44.578 | 209.3 | 50:46.109 | 17 | 1 | 2:55.557 | 49.742 | 1:21.414 | 44.401 | 216.0 | 52:36.713 |
| 18 | 1 | 2:51.413 | 49.587 | 1:16.603 | 45.223 | 209.3 | 53:37.522 | 18 | 1 | 3:14.463 | 49.572 | 1:19.932 | 1:04.959 | 216.0 | 55:51.176 |
| 19 | 1 | 3:56.165 | 49.781 | 1:35.728 | 1:30.656 | 208.9 | 57:33.687 | 19 | 1 | 3:54.688 | 1:39.069 | 1:30.657 | 44.962 | 83.4 | 59:45.864 |
| 20 | 1 | 3:06.991 | 1:02.503 | 1:19.154 | 45.334 | 209.7 | 1:00:40.678 | 20 | 1 | 2:56.150 | 49.698 | 1:19.852 | 46.600 | 194.6 | 1:02:42.014 |
| 21 | 1 | 2:53.335 | 50.145 | 1:18.060 | 45.130 | 209.7 | 1:03:34.013 | 21 | 1 | 2:53.754 | 49.822 | 1:19.160 | 44.772 | 217.3 | 1:05:35.768 |
| 22 | 1 | 2:53.020 | 49.863 | 1:17.941 | 45.216 | 204.2 | 1:06:27.033 | 355 DRDO-Koopman Racing BMW M3 E46 | | | | | | | |
| 324 West Suffolk Racing BMW E90 SS2 | | | | | | | | 1.Daan/Wouter van Kuijk/B DRDO | | | | | | | |
| 1.Ollie Taylor | | | | | | | | | | | | | | | |
| 2.Jordan Albert | | | | | | | | | | | | | | | |
| 1 | 1 | 2:50.735 | 52.787 | 1:15.884 | 42.064 | 215.1 | 2:50.735 | 1 | 1 | 3:02.897 | 59.878 | 1:19.108 | 43.911 | 213.0 | 3:02.897 |
| 2 | 1 | 2:44.747 | 46.268 | 1:16.240 | 42.239 | 213.0 | 5:35.482 | 2 | 1 | 2:49.836 | 48.239 | 1:17.622 | 43.975 | 222.2 | 5:52.733 |
| 3 | 1 | 2:41.636 | 45.931 | 1:14.128 | 41.577 | 216.0 | 8:17.118 | | | | | | | | |
| 4 | 1 | 2:41.505 | 45.465 | 1:14.554 | 41.486 | 232.8 | 10:58.623 | | | | | | | | |
| 5 | 1 | 2:40.715 | 45.879 | 1:13.658 | 41.178 | 227.8 | 13:39.338 | | | | | | | | |
| 6 | 1 | 2:41.342 | 46.020 | 1:14.139 | 41.183 | 231.8 | 16:20.680 | | | | | | | | |
| 7 | 1 | 2:42.386 | 46.563 | 1:14.103 | 41.720 | 225.9 | 19:03.066 | | | | | | | | |
| 8 | 1 | 2:43.557 | 46.218 | 1:16.038 | 41.301 | 232.3 | 21:46.623 | | | | | | | | |
| 9 | 1 | 2:43.348 | 46.287 | 1:14.524 | 42.537 | 232.3 | 24:29.971 | | | | | | | | |
| 10 | 1 | 2:43.182 | 46.228 | 1:15.502 | 41.452 | 209.7 | 27:13.153 | | | | | | | | |
| 11 | 1 | 2:44.906 | 47.300 | 1:15.467 | 42.139 | 225.0 | 29:58.059 | | | | | | | | |
| 12 | 1 | 2:52.415 | 46.833 | 1:15.472 | 50.110 | 227.8 | 32:50.474 | | | | | | | | |
| 13 | 1 | 4:38.274 | 2:39.263 | 1:16.452 | 42.559 | 220.9 | 37:28.748 | | | | | | | | |
| 14 | 1 | 2:44.505 | 46.926 | 1:15.633 | 41.946 | 227.4 | 40:13.253 | | | | | | | | |
| 15 | 1 | 2:47.086 | 46.788 | 1:18.090 | 42.208 | 227.4 | 43:00.339 | | | | | | | | |
| 16 | 1 | 2:47.501 | 47.157 | 1:17.199 | 43.145 | 225.5 | 45:47.840 | | | | | | | | |
| 17 | 1 | 2:46.821 | 46.874 | 1:17.838 | 42.109 | 229.3 | 48:34.661 | | | | | | | | |
| 18 | 1 | 2:47.251 | 46.976 | 1:17.465 | 42.810 | 226.4 | 51:21.912 | | | | | | | | |
| 19 | 1 | 2:47.443 | 47.095 | 1:17.606 | 42.742 | 214.7 | 54:09.355 | | | | | | | | |
| 20 | 1 | 4:08.192 | 46.958 | 1:56.230 | 1:25.004 | 206.9 | 58:17.547 | | | | | | | | |
| 21 | 1 | 2:48.605 | 47.578 | 1:18.007 | 43.020 | 223.6 | 1:01:06.152 | | | | | | | | |




SUPERCAR CHALLENGE
SPA EURO RACE
RACE 2

Sector Analysis

■ Personal Best ■ Session Best B Crossing the finish line in pit lane

| Lap | D | Time | Sector 1 | Sector 2 | Sector 3 | T. Spd | Elapsed | Lap | D | Time | Sector 1 | Sector 2 | Sector 3 | T. Spd | Elapsed |
|--|---|------------|----------|----------|----------|--------|--|--|---|------------|----------|----------|----------|--------|-------------|
| 3 | 1 | 2:50.158 | 48.359 | 1:17.500 | 44.299 | 221.8 | 8:42.891 | 11 | 1 | 2:59.991 B | 49.506 | | | 214.3 | 32:18.945 |
| 4 | 1 | 2:49.455 | 48.370 | 1:17.337 | 43.748 | 216.4 | 11:32.346 | 360 DRDO 1.Cees/Leon Lubbers/Rijnbe BMW GTR SS1 | | | | | | | |
| 5 | 1 | 2:49.884 | 48.176 | 1:17.371 | 44.337 | 221.8 | 14:22.230 | 1 | 1 | 3:00.354 | 56.286 | 1:19.315 | 44.753 | 209.7 | 3:00.354 |
| 6 | 1 | 2:49.445 | 48.100 | 1:17.081 | 44.264 | 221.3 | 17:11.675 | 2 | 1 | 2:56.971 | 48.318 | 1:22.606 | 46.047 | 216.0 | 5:57.325 |
| 7 | 1 | 2:50.692 | 48.167 | 1:18.202 | 44.323 | 224.1 | 20:02.367 | 3 | 1 | 2:56.942 | 49.579 | 1:20.780 | 46.583 | 215.1 | 8:54.267 |
| 8 | 1 | 2:50.275 | 48.072 | 1:18.023 | 44.180 | 219.5 | 22:52.642 | 4 | 1 | 2:55.714 | 49.547 | 1:21.291 | 44.876 | 200.7 | 11:49.981 |
| 9 | 1 | 2:56.019 | 48.802 | 1:21.893 | 45.324 | 220.9 | 25:48.661 | 5 | 1 | 2:58.424 | 49.017 | 1:23.475 | 45.932 | 195.3 | 14:48.405 |
| 10 | 1 | 2:52.087 | 49.275 | 1:18.135 | 44.677 | 220.4 | 28:40.748 | 6 | 1 | 2:57.791 | 49.887 | 1:22.736 | 45.168 | 211.8 | 17:46.196 |
| 11 | 1 | 2:51.870 | 49.361 | 1:17.902 | 44.607 | 215.6 | 31:32.618 | 7 | 1 | 3:03.147 | 49.342 | 1:25.319 | 48.486 | 213.4 | 20:49.343 |
| 12 | 1 | 3:00.445 B | 48.606 | 1:18.858 | 52.981 | 222.2 | 34:33.063 | 8 | 1 | 3:13.073 B | 49.191 | 1:23.023 | 1:00.859 | 208.1 | 24:02.416 |
| 13 | 1 | 4:40.955 | 2:37.968 | 1:18.766 | 44.221 | 220.4 | 39:14.018 | 9 | 1 | 4:55.081 | 2:48.526 | 1:22.081 | 44.474 | 183.7 | 28:57.497 |
| 14 | 1 | 2:50.958 | 48.268 | 1:18.389 | 44.301 | 220.9 | 42:04.976 | 10 | 1 | 2:52.841 | 49.404 | 1:19.048 | 44.389 | 215.1 | 31:50.338 |
| 15 | 1 | 2:52.913 | 49.179 | 1:19.144 | 44.590 | 216.9 | 44:57.889 | 11 | 1 | 2:55.751 | 49.220 | 1:21.457 | 45.074 | 214.7 | 34:46.089 |
| 16 | 1 | 2:57.022 | 49.177 | 1:22.414 | 45.431 | 217.7 | 47:54.911 | 12 | 1 | 2:57.771 | 49.792 | 1:23.077 | 44.902 | 214.3 | 37:43.860 |
| 17 | 1 | 2:56.913 | 50.656 | 1:19.737 | 46.520 | 210.1 | 50:51.824 | 13 | 1 | 2:56.251 | 51.226 | 1:20.565 | 44.460 | 212.6 | 40:40.111 |
| 18 | 1 | 2:53.814 | 49.803 | 1:19.439 | 44.572 | 217.7 | 53:45.638 | 14 | 1 | 2:54.810 | 49.451 | 1:20.695 | 44.664 | 212.2 | 43:34.921 |
| 19 | 1 | 4:20.069 | 48.722 | 2:03.695 | 1:27.652 | 217.7 | 58:05.707 | 15 | 1 | 2:53.381 | 49.386 | 1:19.553 | 44.442 | 213.9 | 46:28.302 |
| 20 | 1 | 2:53.990 | 49.982 | 1:19.356 | 44.652 | 216.4 | 1:00:59.697 | 16 | 1 | 2:53.027 | 48.951 | 1:19.907 | 44.169 | 217.3 | 49:21.329 |
| 21 | 1 | 2:53.370 | 49.043 | 1:19.519 | 44.808 | 213.0 | 1:03:53.067 | 17 | 1 | 2:52.656 | 49.268 | 1:19.243 | 44.145 | 212.6 | 52:13.985 |
| 22 | 1 | 2:52.583 | 49.151 | 1:19.012 | 44.420 | 216.9 | 1:06:45.650 | 18 | 1 | 2:56.446 | 49.385 | 1:19.347 | 47.714 | 211.8 | 55:10.431 |
| 357 DRDO - Certainty 1.Dennis van der Linden BMW M3 E46 DRDO | | | | | | | 371 DRDO- Davytec 1.Andre Seinen BMW 130i SS2 | | | | | | | | |
| 1 | 1 | 3:14.289 | 1:04.334 | 1:23.532 | 46.423 | 196.0 | 3:14.289 | 1 | 1 | 3:22.820 | 1:08.944 | 1:25.461 | 48.415 | 187.2 | 3:22.820 |
| 2 | 1 | 2:59.034 | 50.859 | 1:21.320 | 46.855 | 182.4 | 6:13.323 | 2 | 1 | 3:04.578 | 53.017 | 1:24.411 | 47.150 | 193.2 | 6:27.398 |
| 3 | 1 | 2:58.504 | 51.156 | 1:21.497 | 45.851 | 197.8 | 9:11.827 | 3 | 1 | 3:00.765 | 52.177 | 1:22.150 | 46.438 | 187.2 | 9:28.163 |
| 4 | 1 | 2:56.299 | 50.255 | 1:20.706 | 45.338 | 205.7 | 12:08.126 | 4 | 1 | 2:59.148 | 51.815 | 1:21.019 | 46.314 | 196.7 | 12:27.311 |
| 5 | 1 | 2:55.939 | 50.354 | 1:20.167 | 45.418 | 201.1 | 15:04.065 | 5 | 1 | 2:59.399 | 51.940 | 1:20.980 | 46.479 | 185.6 | 15:26.710 |
| 6 | 1 | 2:57.583 | 50.648 | 1:20.426 | 46.509 | 202.6 | 18:01.648 | 6 | 1 | 2:57.658 | 51.421 | 1:20.360 | 45.877 | 201.5 | 18:24.368 |
| 7 | 1 | 2:57.065 | 49.922 | 1:21.683 | 45.460 | 185.9 | 20:58.713 | 7 | 1 | 2:59.928 | 51.954 | 1:22.092 | 45.882 | 194.6 | 21:24.296 |
| 8 | 1 | 3:08.516 B | 50.411 | 1:21.277 | 56.828 | 177.9 | 24:07.229 | 8 | 1 | 2:58.258 | 51.532 | 1:20.340 | 46.386 | 199.3 | 24:22.554 |
| 9 | 1 | 4:38.820 | 2:31.310 | 1:20.511 | 46.999 | 195.7 | 28:46.049 | 9 | 1 | 2:58.768 | 51.446 | 1:21.125 | 46.197 | 199.6 | 27:21.322 |
| 10 | 1 | 2:59.648 | 50.868 | 1:22.138 | 46.642 | 176.2 | 31:45.697 | 10 | 1 | 2:56.602 | 51.259 | 1:19.745 | 45.598 | 200.0 | 30:17.924 |
| 11 | 1 | 2:55.456 | 50.318 | 1:19.484 | 45.654 | 207.3 | 34:41.153 | 11 | 1 | 3:05.556 B | 51.351 | 1:19.769 | 54.436 | 199.3 | 33:23.480 |
| 12 | 1 | 2:56.430 | 50.507 | 1:20.015 | 45.908 | 205.7 | 37:37.583 | 12 | 1 | 4:16.593 | 2:10.143 | 1:20.539 | 45.911 | 204.2 | 37:40.073 |
| 13 | 1 | 2:57.192 | 50.327 | 1:21.709 | 45.156 | 185.9 | 40:34.775 | 13 | 1 | 3:00.491 | 51.878 | 1:22.227 | 46.386 | 202.6 | 40:40.564 |
| 14 | 1 | 2:55.627 | 50.224 | 1:20.086 | 45.317 | 207.3 | 43:30.402 | 14 | 1 | 2:58.463 | 52.189 | 1:19.671 | 46.603 | 198.2 | 43:39.027 |
| 15 | 1 | 2:56.074 | 49.895 | 1:20.720 | 45.459 | 203.0 | 46:26.476 | 15 | 1 | 2:57.120 | 52.385 | 1:19.045 | 45.690 | 198.2 | 46:36.147 |
| 16 | 1 | 2:54.881 | 49.662 | 1:19.899 | 45.320 | 206.1 | 49:21.357 | 16 | 1 | 3:07.031 | 51.559 | 1:30.321 | 45.151 | 199.3 | 49:43.178 |
| 17 | 1 | 2:55.107 | 50.194 | 1:19.705 | 45.208 | 194.6 | 52:16.464 | 17 | 1 | 2:56.293 | 50.730 | 1:19.933 | 45.630 | 202.2 | 52:39.471 |
| 18 | 1 | 2:57.681 | 49.820 | 1:20.780 | 47.081 | 200.7 | 55:14.145 | 18 | 1 | 3:26.971 | 51.475 | 1:20.002 | 1:15.494 | 200.0 | 56:06.442 |
| 19 | 1 | 4:13.930 | 1:40.679 | 1:47.007 | 46.244 | 79.1 | 59:28.075 | 19 | 1 | 3:47.192 | 1:32.975 | 1:28.031 | 46.186 | 85.4 | 59:53.634 |
| 20 | 1 | 2:58.848 | 51.076 | 1:22.440 | 45.332 | 198.9 | 1:02:26.923 | 20 | 1 | 3:01.270 | 51.526 | 1:22.569 | 47.175 | 198.9 | 1:02:54.904 |
| 21 | 1 | 2:56.401 | 50.019 | 1:20.526 | 45.856 | 203.4 | 1:05:23.324 | 21 | 1 | 3:00.082 | 52.948 | 1:21.296 | 45.838 | 198.9 | 1:05:54.986 |
| 358 DRDO - Certainty 1.Floris Dullaart BMW M3 E46 DRDO | | | | | | | 401 Spirit Racing 1.Bart Drost Renault Clio RS 2.0 16V Sport | | | | | | | | |
| 1 | 1 | 3:11.902 | 1:04.549 | | | 206.5 | 3:11.902 | 1 | 1 | 3:17.389 | 1:07.445 | 1:23.204 | 46.740 | 188.5 | 3:17.389 |
| 2 | 1 | 2:54.463 | 50.739 | | | 214.3 | 6:06.365 | 2 | 1 | 3:00.125 | 53.705 | 1:20.376 | 46.044 | 189.5 | 6:17.514 |
| 3 | 1 | 2:53.757 | 50.075 | | | 210.9 | 9:00.122 | 3 | 1 | 2:58.969 | 53.440 | 1:19.829 | 45.700 | 189.1 | 9:16.483 |
| 4 | 1 | 2:51.838 | 49.830 | | | 214.3 | 11:51.960 | 4 | 1 | 2:58.590 | 52.952 | 1:19.947 | 45.691 | 191.8 | 12:15.073 |
| 5 | 1 | 2:54.817 | 50.254 | | | 212.2 | 14:46.777 | | | | | | | | |
| 6 | 1 | 2:53.586 | 50.320 | | | 212.6 | 17:40.363 | | | | | | | | |
| 7 | 1 | 2:54.434 | 49.863 | | | 210.9 | 20:34.797 | | | | | | | | |
| 8 | 1 | 2:53.441 | 49.886 | | | 218.2 | 23:28.238 | | | | | | | | |
| 9 | 1 | 2:54.627 | 50.623 | | | 208.1 | 26:22.865 | | | | | | | | |
| 10 | 1 | 2:56.089 | 51.962 | | | 209.7 | 29:18.954 | | | | | | | | |



SUPERCAR CHALLENGE
SPA EURO RACE
RACE 2

Sector Analysis

■ Personal Best ■ Session Best B Crossing the finish line in pit lane

| Lap | D | Time | Sector 1 | Sector 2 | Sector 3 | T. Spd | Elapsed | Lap | D | Time | Sector 1 | Sector 2 | Sector 3 | T. Spd | Elapsed |
|-----|---|-----------------|---------------|-----------------|---------------|--------|-------------|-----|---|----------|----------|----------|----------|--------|-------------|
| 5 | 1 | 2:59.880 | 52.872 | 1:20.554 | 46.454 | 192.5 | 15:14.953 | 14 | 1 | 2:54.509 | 50.387 | 1:18.401 | 45.721 | 206.1 | 42:25.486 |
| 6 | 1 | 3:01.775 | 52.507 | 1:22.484 | 46.784 | 192.9 | 18:16.728 | 15 | 1 | 2:56.208 | 51.158 | 1:19.923 | 45.127 | 202.6 | 45:21.694 |
| 7 | 1 | 3:06.306 B | 53.085 | 1:19.660 | 53.561 | 192.5 | 21:23.034 | 16 | 1 | 2:55.173 | 51.902 | 1:18.618 | 44.653 | 199.3 | 48:16.867 |
| 8 | 1 | 4:17.497 | 2:10.946 | 1:20.485 | 46.066 | 190.1 | 25:40.531 | 17 | 1 | 2:54.804 | 51.789 | 1:18.363 | 44.652 | 201.9 | 51:11.671 |
| 9 | 1 | 2:58.662 | 53.221 | 1:19.584 | 45.857 | 191.8 | 28:39.193 | 18 | 1 | 2:54.608 | 50.957 | 1:18.650 | 45.001 | 202.2 | 54:06.279 |
| 10 | 1 | 2:57.288 | 52.518 | 1:19.007 | 45.763 | 197.1 | 31:36.481 | 19 | 1 | 4:14.348 | 51.230 | 2:01.039 | 1:22.079 | 184.3 | 58:20.627 |
| 11 | 1 | 2:58.427 | 53.440 | 1:19.490 | 45.497 | 192.2 | 34:34.908 | 20 | 1 | 2:57.330 | 51.126 | 1:20.115 | 46.089 | 197.1 | 1:01:17.957 |
| 12 | 1 | 3:02.316 | 52.869 | 1:21.295 | 48.152 | 190.8 | 37:37.224 | 21 | 1 | 2:56.638 | 51.221 | 1:19.732 | 45.685 | 199.3 | 1:04:14.595 |
| 13 | 1 | 3:02.583 | 53.629 | 1:22.619 | 46.335 | 185.2 | 40:39.807 | 22 | 1 | 2:59.647 | 51.556 | 1:20.522 | 47.569 | 192.9 | 1:07:14.242 |
| 14 | 1 | 2:59.516 | 53.194 | 1:20.946 | 45.376 | 186.9 | 43:39.323 | | | | | | | | |
| 15 | 1 | 2:57.738 | 53.288 | 1:19.055 | 45.395 | 191.5 | 46:37.061 | | | | | | | | |
| 16 | 1 | 3:01.043 | 52.264 | 1:21.922 | 46.857 | 194.6 | 49:38.104 | | | | | | | | |
| 17 | 1 | 3:00.900 | 52.725 | 1:22.073 | 46.102 | 192.5 | 52:39.004 | | | | | | | | |
| 18 | 1 | 3:30.118 | 53.064 | 1:20.831 | 1:16.223 | 194.6 | 56:09.122 | | | | | | | | |
| 19 | 1 | 3:47.738 | 1:33.843 | 1:26.844 | 47.051 | 84.3 | 59:56.860 | | | | | | | | |
| 20 | 1 | 3:00.082 | 52.718 | 1:20.871 | 46.493 | 196.0 | 1:02:56.942 | | | | | | | | |
| 21 | 1 | 3:01.230 | 53.847 | 1:21.093 | 46.290 | 191.5 | 1:05:58.172 | | | | | | | | |

402 **Traxx Racing Team** Peugeot RCZ Cup Sport
1. Chris/Bart Voet/van den B

| | | | | | | | |
|----|---|-----------------|---------------|-----------------|---------------|-------|-------------|
| 1 | 1 | 3:09.740 | 1:02.007 | 1:20.458 | 47.275 | 197.4 | 3:09.740 |
| 2 | 1 | 2:56.961 | 51.820 | 1:18.387 | 46.754 | 200.4 | 6:06.701 |
| 3 | 1 | 2:54.900 | 51.271 | 1:18.367 | 45.262 | 200.7 | 9:01.601 |
| 4 | 1 | 2:52.918 | 50.562 | 1:17.662 | 44.694 | 201.1 | 11:54.519 |
| 5 | 1 | 2:54.125 | 51.069 | 1:17.670 | 45.386 | 201.1 | 14:48.644 |
| 6 | 1 | 2:56.739 | 51.104 | 1:20.542 | 45.093 | 204.2 | 17:45.383 |
| 7 | 1 | 2:55.575 | 50.445 | 1:20.095 | 45.035 | 203.4 | 20:40.958 |
| 8 | 1 | 2:54.164 | 50.451 | 1:19.017 | 44.696 | 204.5 | 23:35.122 |
| 9 | 1 | 3:01.748 B | 50.425 | 1:18.294 | 53.029 | 202.2 | 26:36.870 |
| 10 | 1 | 4:44.715 | 2:35.832 | 1:22.066 | 46.817 | 194.2 | 31:21.585 |
| 11 | 1 | 2:59.768 | 52.541 | 1:20.787 | 46.440 | 197.1 | 34:21.353 |
| 12 | 1 | 2:59.537 | 52.409 | 1:21.127 | 46.001 | 196.0 | 37:20.890 |
| 13 | 1 | 2:57.569 | 51.822 | 1:20.490 | 45.257 | 196.4 | 40:18.459 |
| 14 | 1 | 2:56.679 | 51.733 | 1:19.830 | 45.116 | 196.4 | 43:15.138 |
| 15 | 1 | 2:55.558 | 51.695 | 1:18.899 | 44.964 | 196.4 | 46:10.696 |
| 16 | 1 | 2:55.831 | 51.775 | 1:18.978 | 45.078 | 196.7 | 49:06.527 |
| 17 | 1 | 2:56.608 | 51.702 | 1:19.594 | 45.312 | 197.4 | 52:03.135 |
| 18 | 1 | 2:57.279 | 51.456 | 1:19.752 | 46.071 | 197.4 | 55:00.414 |
| 19 | 1 | 4:19.075 | 1:43.323 | 1:50.025 | 45.727 | 79.6 | 59:19.489 |
| 20 | 1 | 2:57.577 | 51.564 | 1:20.350 | 45.663 | 198.5 | 1:02:17.066 |
| 21 | 1 | 2:55.178 | 52.064 | 1:18.356 | 44.758 | 197.4 | 1:05:12.244 |

403 **Spirit Racing** Renault Clio RS 2.0 16V Sport
1. Rob Nieman


| | | | | | | | |
|----|---|-----------------|---------------|-----------------|---------------|-------|-----------|
| 1 | 1 | 3:10.205 | 1:02.026 | 1:21.137 | 47.042 | 196.7 | 3:10.205 |
| 2 | 1 | 2:54.157 | 50.798 | 1:17.788 | 45.571 | 203.8 | 6:04.362 |
| 3 | 1 | 2:52.830 | 50.654 | 1:17.581 | 44.595 | 203.4 | 8:57.192 |
| 4 | 1 | 2:54.279 | 51.377 | 1:17.839 | 45.063 | 200.7 | 11:51.471 |
| 5 | 1 | 2:55.529 | 50.822 | 1:19.410 | 45.297 | 194.2 | 14:47.000 |
| 6 | 1 | 2:57.532 | 51.456 | 1:21.357 | 44.719 | 198.2 | 17:44.532 |
| 7 | 1 | 2:53.234 | 50.266 | 1:17.764 | 45.204 | 205.7 | 20:37.766 |
| 8 | 1 | 3:03.498 B | 49.994 | 1:18.251 | 55.253 | 207.3 | 23:41.264 |
| 9 | 1 | 4:15.699 | 2:13.522 | 1:17.601 | 44.576 | 204.2 | 27:56.963 |
| 10 | 1 | 2:52.907 | 50.436 | 1:17.546 | 44.925 | 206.5 | 30:49.870 |
| 11 | 1 | 2:52.521 | 50.334 | 1:17.864 | 44.323 | 204.9 | 33:42.391 |
| 12 | 1 | 2:53.308 | 50.678 | 1:18.169 | 44.461 | 204.2 | 36:35.699 |
| 13 | 1 | 2:55.278 | 50.637 | 1:19.566 | 45.075 | 202.6 | 39:30.977 |

413 **AT Motorsport** Ford Focus Sport
1. Kim/Wim Troeijen/Lemme

| | | | | | | | |
|----|---|-----------------|---------------|-----------------|---------------|-------|-------------|
| 1 | 1 | 3:47.984 | 1:07.274 | 1:30.713 | 1:09.997 | 198.9 | 3:47.984 |
| 2 | 1 | 3:08.765 | 54.253 | 1:26.452 | 48.060 | 187.5 | 6:56.749 |
| 3 | 1 | 3:04.617 | 54.279 | 1:23.548 | 46.790 | 184.3 | 10:01.366 |
| 4 | 1 | 3:09.118 | 55.777 | 1:25.655 | 47.686 | 185.2 | 13:10.484 |
| 5 | 1 | 3:05.260 | 54.348 | 1:23.767 | 47.145 | 178.8 | 16:15.744 |
| 6 | 1 | 3:03.111 | 54.321 | 1:22.339 | 46.451 | 192.2 | 19:18.855 |
| 7 | 1 | 3:01.150 | 52.960 | 1:21.866 | 46.324 | 194.6 | 22:20.005 |
| 8 | 1 | 3:07.408 B | 52.782 | 1:20.814 | 53.812 | 187.8 | 25:27.413 |
| 9 | 1 | 4:26.112 | 2:19.244 | 1:21.230 | 45.638 | 187.5 | 29:53.525 |
| 10 | 1 | 2:59.983 | 53.789 | 1:20.455 | 45.739 | 190.8 | 32:53.508 |
| 11 | 1 | 2:57.241 | 52.545 | 1:19.427 | 45.269 | 190.5 | 35:50.749 |
| 12 | 1 | 3:01.561 | 52.752 | 1:22.722 | 46.087 | 193.9 | 38:52.310 |
| 13 | 1 | 2:59.082 | 52.900 | 1:20.973 | 45.209 | 191.8 | 41:51.392 |
| 14 | 1 | 3:01.725 | 52.654 | 1:22.065 | 47.006 | 193.2 | 44:53.117 |
| 15 | 1 | 3:04.287 | 52.799 | 1:24.257 | 47.231 | 188.5 | 47:57.404 |
| 16 | 1 | 3:00.799 | 52.470 | 1:20.767 | 47.562 | 198.5 | 50:58.203 |
| 17 | 1 | 3:01.357 | 53.117 | 1:21.701 | 46.539 | 188.8 | 53:59.560 |
| 18 | 1 | 4:06.137 | 54.284 | 1:45.522 | 1:26.331 | 156.5 | 58:05.697 |
| 19 | 1 | 3:02.980 | 54.291 | 1:21.687 | 47.002 | 188.8 | 1:01:08.677 |
| 20 | 1 | 3:01.648 | 54.057 | 1:21.634 | 45.957 | 187.2 | 1:04:10.325 |
| 21 | 1 | 3:02.165 | 53.732 | 1:21.969 | 46.464 | 181.2 | 1:07:12.490 |

416 **Kustlicht** Alfa 147 Sport
1. John/Sandra v. der Voort/

| | | | | | | | |
|----|---|-----------------|---------------|-----------------|---------------|-------|-------------|
| 1 | 1 | 3:11.360 | 1:01.703 | 1:20.419 | 49.238 | 197.1 | 3:11.360 |
| 2 | 1 | 3:00.705 | 51.905 | 1:21.403 | 47.397 | 198.5 | 6:12.065 |
| 3 | 1 | 3:01.494 | 53.056 | 1:21.826 | 46.612 | 192.2 | 9:13.559 |
| 4 | 1 | 3:00.666 | 51.930 | 1:22.574 | 46.162 | 192.5 | 12:14.225 |
| 5 | 1 | 3:00.382 | 52.395 | 1:21.450 | 46.537 | 195.3 | 15:14.607 |
| 6 | 1 | 3:02.663 | 52.609 | 1:22.461 | 47.593 | 192.5 | 18:17.270 |
| 7 | 1 | 3:13.221 B | 52.710 | 1:23.413 | 57.098 | 189.5 | 21:30.491 |
| 8 | 1 | 4:59.515 | 2:52.642 | 1:20.126 | 46.747 | 191.5 | 26:30.006 |
| 9 | 1 | 2:52.708 | 51.228 | 1:17.099 | 44.381 | 196.4 | 29:22.714 |
| 10 | 1 | 2:51.834 | 50.746 | 1:16.634 | 44.454 | 197.1 | 32:14.548 |
| 11 | 1 | 2:52.775 | 50.782 | 1:17.229 | 44.764 | 198.2 | 35:07.323 |
| 12 | 1 | 2:54.440 | 50.783 | 1:18.283 | 45.374 | 197.8 | 38:01.763 |
| 13 | 1 | 2:53.226 | 50.726 | 1:18.090 | 44.410 | 196.7 | 40:54.989 |
| 14 | 1 | 2:53.534 | 50.527 | 1:18.493 | 44.514 | 198.5 | 43:48.523 |
| 15 | 1 | 2:52.206 | 50.879 | 1:16.968 | 44.359 | 194.6 | 46:40.729 |
| 16 | 1 | 2:53.565 | 50.086 | 1:18.896 | 44.583 | 200.7 | 49:34.294 |
| 17 | 1 | 2:52.154 | 50.591 | 1:17.157 | 44.406 | 196.4 | 52:26.448 |
| 18 | 1 | 2:57.076 | 50.361 | 1:17.010 | 49.705 | 198.9 | 55:23.524 |
| 19 | 1 | 4:05.082 | 1:42.347 | 1:38.106 | 44.629 | 79.2 | 59:28.606 |
| 20 | 1 | 2:53.657 | 50.764 | 1:17.833 | 45.060 | 197.8 | 1:02:22.263 |
| 21 | 1 | 2:52.205 | 50.170 | 1:17.247 | 44.788 | 198.9 | 1:05:14.468 |



SUPERCAR CHALLENGE
SPA EURO RACE
RACE 2

Sector Analysis

■ Personal Best ■ Session Best B Crossing the finish line in pit lane

| Lap | D | Time | Sector 1 | Sector 2 | Sector 3 | T. Spd | Elapsed | Lap | D | Time | Sector 1 | Sector 2 | Sector 3 | T. Spd | Elapsed |
|------------|---|----------------------|---------------|-----------------|---------------|-------------------------|-------------|-----|---|------|----------|----------|----------|--------|---------|
| 423 | | Spirit Racing | | | | Renault Clio RS 2.0 16V | | | | | | | | | |
| | | 1.Jos Veldboer | | | | | | | | | | | | | |
| 1 | 1 | 3:21.981 | 1:08.947 | 1:24.913 | 48.121 | 187.8 | 3:21.981 | | | | | | | | |
| 2 | 1 | 3:06.686 | 54.028 | 1:24.763 | 47.895 | 183.4 | 6:28.667 | | | | | | | | |
| 3 | 1 | 3:03.511 | 53.687 | 1:22.481 | 47.343 | 187.5 | 9:32.178 | | | | | | | | |
| 4 | 1 | 3:02.774 | 53.196 | 1:21.888 | 47.690 | 188.5 | 12:34.952 | | | | | | | | |
| 5 | 1 | 3:04.139 | 53.978 | 1:22.212 | 47.949 | 188.5 | 15:39.091 | | | | | | | | |
| 6 | 1 | 3:02.639 | 53.609 | 1:21.723 | 47.307 | 189.1 | 18:41.730 | | | | | | | | |
| 7 | 1 | 3:02.272 | 53.228 | 1:21.656 | 47.388 | 187.5 | 21:44.002 | | | | | | | | |
| 8 | 1 | 3:09.085 B | 54.552 | 1:20.873 | 53.660 | 189.1 | 24:53.087 | | | | | | | | |
| 9 | 1 | 4:14.515 | 2:06.072 | 1:21.332 | 47.111 | 191.2 | 29:07.602 | | | | | | | | |
| 10 | 1 | 3:01.658 | 53.225 | 1:21.497 | 46.936 | 188.5 | 32:09.260 | | | | | | | | |
| 11 | 1 | 3:01.781 | 53.366 | 1:21.433 | 46.982 | 187.2 | 35:11.041 | | | | | | | | |
| 12 | 1 | 3:02.969 | 52.740 | 1:22.547 | 47.682 | 191.8 | 38:14.010 | | | | | | | | |
| 13 | 1 | 3:02.184 | 52.719 | 1:22.043 | 47.422 | 187.8 | 41:16.194 | | | | | | | | |
| 14 | 1 | 3:03.091 | 53.004 | 1:21.576 | 48.511 | 185.6 | 44:19.285 | | | | | | | | |
| 15 | 1 | 3:01.904 | 53.084 | 1:20.986 | 47.834 | 189.1 | 47:21.189 | | | | | | | | |
| 16 | 1 | 3:01.592 | 52.671 | 1:21.336 | 47.585 | 190.1 | 50:22.781 | | | | | | | | |
| 17 | 1 | 3:02.517 | 53.295 | 1:21.623 | 47.599 | 192.5 | 53:25.298 | | | | | | | | |
| 18 | 1 | 4:00.819 | 53.620 | 1:37.414 | 1:29.785 | 187.5 | 57:26.117 | | | | | | | | |
| 19 | 1 | 3:16.353 | 1:06.752 | 1:22.072 | 47.529 | 186.5 | 1:00:42.470 | | | | | | | | |
| 20 | 1 | 3:01.445 | 52.934 | 1:21.018 | 47.493 | 189.8 | 1:03:43.915 | | | | | | | | |
| 21 | 1 | 3:00.922 | 53.192 | 1:20.939 | 46.791 | 185.6 | 1:06:44.837 | | | | | | | | |