


SPA EURO RACE

GT & PROTOTYPE CHALLENGE


Results Booklet



GP

GT & PROTOTYPE CHALLENGE

POWERED BY  HANKOOK



GT & PROTOTYPE CHALLENGE

SPA EURO RACE

FREE PRACTICE 1

Classification


Nr. Drivers	Team	Car	Cl	Time	Lap Total	Gap	Kph
1 79 C. Noble				2:50.928	3 10	- -	147.5
2204 H. Laub / M. Hippe	Inter Europol Competition	Ligier LMP3	LMP3	2:53.806	9 10	+2.878 +2.878	145.1
3301 L. de Cock / T. Joosen	Deldiche Racing	Norma 20FC	CN	2:54.171	3 4	+3.243 +0.365	144.8
4196 J. Butel				2:54.305	3 5	+3.377 +0.134	144.7
5 28 P. Bailey				2:54.707	6 8	+3.779 +0.402	144.3
6103 f.				2:54.733	5 5	+3.805 +0.026	144.3
7228 O. Freymuth	Oliver Freymuth	Renault RS01 Trophy	LMP3	2:54.838	5 5	+3.910 +0.105	144.2
8126 J. Jansen				2:55.107	9 11	+4.179 +0.269	144.0
9203 J. Smiechowski / W. Jordan	Inter Europol Competition	Ligier LMP3	LMP3	2:55.830	5 6	+4.902 +0.723	143.4
10396 T. Grey / A. Boulton	VR Motorsport	Praga R1T	CN	2:55.832	8 8	+4.904 +0.002	143.4
11 2 T. WEBB				2:56.364	12 13	+5.436 +0.532	143.0
12 23 J. Spenck				3:04.253	4 6	+13.325 +7.889	136.8
13401 F. James	Blueberry Racing	Praga R1	Radical SR3	3:14.014	6 7	+23.086 +9.761	130.0
14 12 T.					2		
15101 D. Meijer	JR Motorsport	Mercedes SLS	Super GT				
16105 B. Maessen	Barry Maessen	Vicora	Super GT				
17111 R. Wheldon	RAW Motorsports	Radical RXC Turbo GT3	Super GT				
18172 H. Thuis	PUMAXS Racing	PumaX RT	Super GT				
19180 T.	TransAm Euroracing	HOWE Racing TA2	Super GT		1		
20181 T.	TransAm Euroracing	HOWE Racing TA2	Super GT				
21187 T. Webb / J. Webb	TeamWebb**	BMW E46 GTR	Super GT				
22188 N. Hudson / A. Wilcox	HUD Motorsports**	Aston Martin Vantage GT3	Super GT				
23202 J. Lequeux / J. Ueberecken	Prime Racing	Ginetta G57	LMP3		2		
24222 D. Hauser	Racing Experience	Ligier LMP3	LMP3				
25226 T.	Equipe Verschuur	Renault RS01 Trophy	LMP3				
26227 P. Bailey / A. Schulz	G-Cat Racing **	Ligier LMP3	LMP3				
27231 M. Schultis	DFL-Racing.de	Oreca LMP-C	LMP3				
28232 J. Smet / J. Font Casa	Monlau Competicion	Renault RS01 Trophy	LMP3				
29233 ...	Speedworks Motorsport **	Ligier LMP3	LMP3				
30333 D. Houthoofd	Norma Benelux	Norma M20FC	CN				
31334 T.	Avalon-Wolf Racing Cars	Wolf GB08 1.6Turbo	CN				
32335 T.	Avalon-Wolf Racing Cars	Wolf GB08 1.6Turbo	CN				
33402 f.	Blueberry Racing	Praga R1	Radical SR3				
34403 W. Jeuris	Wim Jeuris	Radical SR3L	Radical SR3		2		
35406 K. Koppejan	Ko Koppejan	Radical SR3	Radical SR3				

Fastest Lap	Lap 3	Colin Noble	2:50.928	147.5 Kph
--------------------	-------	-------------	-----------------	-----------

Published at:

Track Status: **WET**

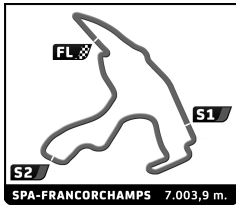
Race Director:	Timekeeper:
----------------	-------------



GT & PROTOTYPE CHALLENGE
SPA EURO RACE
FREE PRACTICE 1

Best Sector Times

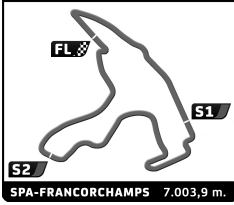
SECTOR 1			SECTOR 2			SECTOR 3			Pos	Team	CI	Ideal Lap	Best Lap
Pos	Driver	Time	Driver	Time	Driver	Time	Pos	Time					
1	126 J.Jansen	33.525	79 C.Noble	1:18.134	204 H.Laub	43.524	1	126			2:40.881	2:55.107 (8)	
2	79 C.Noble	46.340	301 L.de Cock	1:19.973	79 C.Noble	43.801	2	79			2:48.275	2:50.928 (1)	
3	228 O.Freymuth	47.260	28 P.Bailey	1:20.840	28 P.Bailey	43.990	3	204 Inter Europol Competition	LMP3		2:53.239	2:53.806 (2)	
4	103 t.	48.072	204 H.Laub	1:21.533	228 O.Freymuth	44.165	4	28			2:53.384	2:54.707 (5)	
5	204 H.Laub	48.182	103 t.	1:21.829	301 L.de Cock	44.311	5	301 Deldiche Racing	CN		2:53.899	2:54.171 (3)	
6	203 J.Smiechowski	48.454	2 T.WEBB	1:22.068	103 t.	44.623	6	103			2:54.524	2:54.733 (6)	
7	396 T.Grey	48.460	396 T.Grey	1:22.192	203 J.Smiechowski	44.692	7	228 Oliver Freymuth	LMP3		2:54.838	2:54.838 (7)	
8	28 P.Bailey	48.554	126 J.Jansen	1:22.361	396 T.Grey	44.831	8	396 VR Motorsport	CN		2:55.483	2:55.832 (10)	
9	2 T.WEBB	48.841	203 J.Smiechowski	1:22.684	126 J.Jansen	44.995	9	203 Inter Europol Competition	LMP3		2:55.830	2:55.830 (9)	
10	301 L.de Cock	49.615	228 O.Freymuth	1:23.413	2 T.WEBB	45.058	10	2			2:55.967	2:56.364 (11)	
11	401 F.James	54.844	401 F.James	1:28.437	401 F.James	49.710	11	401 Blueberry Racing	Radical SR3		3:12.991	3:14.014 (13)	
12	12 T.	56.492	12 T.	1:33.586	12 T.	52.215	12	12			3:22.293		
13	403 W.Jeuris	1:01.291	202 J.Lequeux	1:35.286	202 J.Lequeux	53.947	13	202 Prime Racing	LMP3		3:31.123		
14	202 J.Lequeux	1:01.890	403 W.Jeuris	1:47.407	403 W.Jeuris	59.988	14	403 Wim Jeuris	Radical SR3		3:48.686		



GT & PROTOTYPE CHALLENGE
SPA EURO RACE
After FREE PRACTICE 1

Event maximum speed


Team	Car	Class	Driver	Top Speed	Lap	Session	
79			Colin Noble	225.5	5	FREE PRACTICE 1	
228	Oliver Freymuth	Renault RS01 Trophy	LMP3	Oliver Freymuth	224.5	3	FREE PRACTICE 1
204	Inter Europol Competition	Ligier LMP3	LMP3	Hans Laub	220.9	8	FREE PRACTICE 1
203	Inter Europol Competition	Ligier LMP3	LMP3	Jakub Smiechowski	204.9	5	FREE PRACTICE 1
126			Jos Jansen	199.6	7	FREE PRACTICE 1	
2			Tom WEBB	199.3	12	FREE PRACTICE 1	
396	VR Motorsport	Praga R1T	CN	Tim Grey	198.2	8	FREE PRACTICE 1
28			Paul Bailey	190.5	8	FREE PRACTICE 1	
301	Deldiche Racing	Norma 20FC	CN	Luc de Cock	189.1	3	FREE PRACTICE 1
401	Blueberry Racing	Praga R1	Radical SR3	Fiona James	189.1	6	FREE PRACTICE 1
103			tba	181.2	5	FREE PRACTICE 1	
12			TBA	154.1	2	FREE PRACTICE 1	
202	Prime Racing	Ginetta G57	LMP3	Jean-Pierre Lequeux	142.7	2	FREE PRACTICE 1
403	Wim Jeuris	Radical SR3L	Radical SR3	Wim Jeuris	130.0	2	FREE PRACTICE 1



GT & PROTOTYPE CHALLENGE
SPA EURO RACE
FREE PRACTICE 1

Fastest Lap Sequence

Practice Time	Team	Car	Class	Driver	Time	Kph	
9:01.712	2			Tom WEBB	3:20.405	125.8	2
10:08.097	126			Jos Jansen	3:13.771	130.1	2
11:48.208	204 Inter Europol Competition	Ligier LMP3	LMP3	Hans Laub	3:11.087	132.0	2
11:54.204	28			Paul Bailey	3:07.167	134.7	2
12:33.016	79			Colin Noble	2:55.515	143.7	2
15:23.944	79			Colin Noble	2:50.928	147.5	3




GT & PROTOTYPE CHALLENGE
SPA EURO RACE
FREE PRACTICE 1

Sector Analysis

■ Personal Best ■ Session Best B Crossing the finish line in pit lane

Lap	D	Time	Sector 1	Sector 2	Sector 3	T. Spd	Elapsed	Lap	D	Time	Sector 1	Sector 2	Sector 3	T. Spd	Elapsed
2		1. Tom WEBB													
1	1	5:41.307	2:47.551	1:44.197	1:09.559	135.5	5:41.307	1	1	28:11.708	...	1:26.373	48.117	152.1	28:11.708
2	1	3:20.405	56.335	1:34.000	50.070	166.4	9:01.712	2	1	3:00.367	49.606	1:24.158	46.603	160.0	31:12.075
3	1	3:10.023	53.245	1:27.723	49.055	160.7	12:11.735	3	1	2:59.388	49.007	1:23.868	46.513	164.6	34:11.463
4	1	3:04.871	52.148	1:25.645	47.078	171.2	15:16.606	4	1	2:56.091	49.076	1:22.392	44.623	172.2	37:07.554
5	1	3:09.421	50.822	1:30.691	47.908	191.5	18:26.027	5	1	2:54.733	48.072	1:21.829	44.832	181.2	40:02.287
6	1	3:11.226	52.147	1:29.858	49.221	175.6	21:37.253								
7	1	3:00.859	50.832	1:24.039	45.988	181.8	24:38.112								
8	1	2:58.117	49.722	1:22.758	45.637	191.2	27:36.229								
9	1	2:56.745	49.151	1:22.536	45.058	184.9	30:32.974								
10	1	3:20.352	57.064	1:30.004	53.284	181.5	33:53.326								
11	1	2:58.958	49.977	1:23.421	45.560	197.8	36:52.284								
12	1	2:56.364	49.035	1:22.068	45.261	199.3	39:48.648								
13	1	3:29.630 B	48.841	1:37.579	1:03.210	190.8	43:18.278								
12		1. TBA													
1	1	39:24.151	...	1:34.966	52.215	140.8	39:24.151								
2	1	3:34.614 B	56.492	1:33.586	1:04.536	154.1	42:58.765								
23		1. Jamie Spench													
1	1	20:26.249						20:26.249							
2	1	9:42.318						30:08.567							
3	1	3:07.903						33:16.470							
4	1	3:04.253						36:20.723							
5	1	3:05.270						39:25.993							
6	1	3:04.806						42:30.799							
28		1. Paul Bailey													
1	1	8:47.037	6:25.433	1:32.306	49.298	147.9	8:47.037								
2	1	3:07.167	54.507	1:26.521	46.139	150.2	11:54.204								
3	1	2:58.730	50.385	1:22.777	45.568	174.8	14:52.934								
4	1	3:10.238 B	50.029	1:25.977	54.232	177.0	18:03.172								
5	1	7:51.383	5:42.007	1:24.988	44.388	156.7	25:54.555								
6	1	2:54.707	48.554	1:22.163	43.990	180.6	28:49.262								
7	1	3:00.303 B	49.296	1:20.840	50.167	187.8	31:49.565								
8	1	9:11.652	7:02.033	1:22.469	47.150	190.5	41:01.217								
79		1. Colin Noble													
1	1	9:37.501	7:25.858	1:26.171	45.472	182.1	9:37.501								
2	1	2:55.515	48.889	1:22.780	43.846	201.1	12:33.016								
3	1	2:50.928	46.872	1:20.255	43.801	201.5	15:23.944								
4	1	2:52.452	46.340	1:22.182	43.930	221.3	18:16.396								
5	1	5:48.083 B	3:35.344	1:18.134	54.605	225.5	24:04.479								
6	1	5:54.866	3:33.739	1:32.090	49.037	145.9	29:59.345								
7	1	3:03.393	50.785	1:25.474	47.134	180.3	33:02.738								
8	1	3:00.319	49.587	1:23.738	46.994	182.4	36:03.057								
9	1	3:06.094	53.681	1:25.364	47.049	161.4	39:09.151								
10	1	2:57.926	49.425	1:23.004	45.497	175.6	42:07.077								
103		1. tba													
1	1	28:11.708	...	1:26.373	48.117	152.1	28:11.708								
2	1	3:00.367	49.606	1:24.158	46.603	160.0	31:12.075								
3	1	2:59.388	49.007	1:23.868	46.513	164.6	34:11.463								
4	1	2:56.091	49.076	1:22.392	44.623	172.2	37:07.554								
5	1	2:54.733	48.072	1:21.829	44.832	181.2	40:02.287								
126		1. Jos Jansen													
1	1	6:54.326	4:26.963	1:35.658	51.705	136.7	6:54.326								
2	1	3:13.771	56.639	1:28.961	48.171	156.5	10:08.097								
3	1	3:09.263	53.890	1:28.893	46.480	125.7	13:17.360								
4	1	3:02.220 B	33.525	1:28.952	59.743	171.4	16:19.580								
5	1	8:20.365	6:06.121	1:28.206	46.038	185.6	24:39.945								
6	1	2:58.882	49.537	1:23.875	45.470	172.8	27:38.827								
7	1	2:56.173	48.498	1:22.649	45.026	199.6	30:35.000								
8	1	2:55.828	48.055	1:22.778	44.995	185.6	33:30.828								
9	1	2:55.107	47.720	1:22.361	45.026	184.3	36:25.935								
10	1	3:00.586	48.065	1:23.503	49.018	184.3	39:26.521								
11	1	3:05.602	53.187	1:24.342	48.073	165.1	42:32.123								
180		TransAm Euroracing										HOWE Racing TA2			
		1. TBA										Super GT			
1	1	34:17.569													34:17.569
196		1. Jack Butel													
1	1	29:21.016													29:21.016
2	1	2:55.765													32:16.781
3	1	2:54.305													35:11.086
4	1	2:55.316													38:06.402
5	1	3:01.895													41:08.297
202		Prime Racing										Ginetta G57			
		1. Jean-Pierre Lequeux										LMP3			
		2. Jean-Marc Ueberecken													
1	1	22:41.052	...	1:37.589	53.947	129.2	22:41.052								
2	1	3:50.770 B	1:01.890	1:35.286	1:13.594	142.7	26:31.822								
203		Inter Europol Competition										Ligier LMP3			
		1. Jakub Smiechowski										LMP3			
		2. Wolfgang Jordan													
1	1	8:34.824 B	5:43.452	1:45.055	1:06.317	137.4	8:34.824								
2	1	5:23.850	3:03.076	1:32.352	48.422	139.0	13:58.674								
3	1	3:11.984	1:00.381	1:26.300	45.303	164.6	17:10.658								
4	1	3:04.535	49.359	1:29.050	46.126	196.7	20:15.193								
5	1	2:55.830	48.454	1:22.684	44.692	204.9	23:11.023								
6	1	13:05.887 B	55.315	1:28.524	...	169.8	36:16.910								
204		Inter Europol Competition										Ligier LMP3			
		1. Hans Laub										LMP3			
		2. Martin Hippe													
1	1	8:37.121	6:09.389	1:37.052	50.680	126.5	8:37.121								
2	1	3:11.087	54.464	1:29.643	46.980	180.9	11:48.208								
3	1	3:01.817	50.703	1:26.103	45.011	180.3	14:50.025								
4	1	3:00.875	49.335	1:26.790	44.750	190.5	17:50.900								



GT & PROTOTYPE CHALLENGE
SPA EURO RACE
FREE PRACTICE 1

Sector Analysis

■ Personal Best ■ Session Best B Crossing the finish line in pit lane

Lap	D	Time	Sector 1	Sector 2	Sector 3	T. Spd	Elapsed	Lap	D	Time	Sector 1	Sector 2	Sector 3	T. Spd	Elapsed
5	1	2:55.576	48.735	1:23.317	43.524	195.3	20:46.476								
6	1	3:04.010 B	48.195	1:21.793	54.022	207.7	23:50.486								
7	1	6:57.608	4:50.639	1:23.388	43.581	177.6	30:48.094								
8	1	2:54.471	48.724	1:21.533	44.214	220.9	33:42.565								
9	1	2:53.806	48.182	1:21.643	43.981	209.3	36:36.371								
10	1	5:46.799 B	49.053	1:23.380	3:34.366	193.9	42:23.170								

228		Oliver Freymuth	Renault RS01 Trophy				
		1. Oliver Freymuth	LMP3				
1	1	29:41.653	...	1:39.580	48.737	137.1	29:41.653
2	1	3:04.057	51.033	1:26.245	46.779	198.5	32:45.710
3	1	2:58.841	47.821	1:24.337	46.683	224.5	35:44.551
4	1	2:59.955	50.098	1:25.106	44.751	197.8	38:44.506
5	1	2:54.838	47.260	1:23.413	44.165	207.3	41:39.344

301		Deldiche Racing	Norma 20FC				
		1. Luc de Cock	CN				
		2. Tim Joosen					
1	1	17:45.998	...	1:27.646	44.949	145.7	17:45.998
2	1	2:55.814	49.615	1:20.993	45.206	181.8	20:41.812
3	1	2:54.171	49.887	1:19.973	44.311	189.1	23:35.983
4	1	3:13.532 B	49.830	1:25.689	58.013	142.5	26:49.515

396		VR Motorsport	Praga R1T				
		1. Tim Grey	CN				
		2. Alastair Boulton					
1	1	20:19.215	...	1:33.969	50.997	155.2	20:19.215
2	1	3:05.178	51.612	1:26.531	47.035	152.8	23:24.393
3	1	3:05.081	51.976	1:25.295	47.810	161.2	26:29.474
4	1	3:03.344	51.761	1:25.259	46.324	165.1	29:32.818
5	1	2:58.707	50.196	1:22.962	45.549	166.2	32:31.525
6	1	2:57.563	49.481	1:22.192	45.890	185.6	35:29.088
7	1	2:57.090	49.632	1:22.270	45.188	178.5	38:26.178
8	1	2:55.832	48.460	1:22.541	44.831	198.2	41:22.010

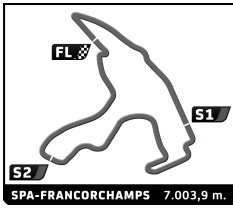
401		Blueberry Racing	Praga R1				
		1. Fiona James	Radical SR3				
1	1	18:41.000	...	1:43.576	54.409	141.2	18:41.000
2	1	3:19.541	57.484	1:32.347	49.710	169.8	22:00.541
3	1	3:17.619	56.795	1:30.621	50.203	185.6	25:18.160
4	1	3:29.706 B	55.548	1:32.571	1:01.587	163.9	28:47.866
5	1	5:47.369	3:25.520	1:31.100	50.749	168.2	34:35.235
6	1	3:14.014	55.152	1:29.126	49.736	189.1	37:49.249
7	1	3:23.588 B	54.844	1:28.437	1:00.307	180.3	41:12.837

403		Wim Jeuris	Radical SR3L				
		1. Wim Jeuris	Radical SR3				
1	1	3:02.927	6.613	1:56.326	59.988	107.0	3:02.927
2	1	4:00.066 B	1:01.291	1:47.407	1:11.368	130.0	7:02.993

GP

GT & PROTOTYPE CHALLENGE

POWERED BY  HANKOOK



GT & PROTOTYPE CHALLENGE

SPA EURO RACE

FREE PRACTICE 2

Classification


Nr. Drivers	Team	Car	Cl	Time	Lap Total	Gap	Kph
1 79 C. Noble				2:34.732	12 13	- -	163.0
2126 J. Jansen				2:37.397	9 9	+2.665 +2.665	160.2
3 196 J. Butel				2:38.354	13 13	+3.622 +0.957	159.2
4103 t.				2:39.886	5 11	+5.154 +1.532	157.7
5203 J. Smiechowski / W. Jordan	Inter Europol Competition	Ligier LMP3	LMP3	2:39.973	12 12	+5.241 +0.087	157.6
6 28 P. Bailey				2:40.313	11 12	+5.581 +0.340	157.3
7204 H. Laub / M. Hippe	Inter Europol Competition	Ligier LMP3	LMP3	2:42.055	11 12	+7.323 +1.742	155.6
8228 O. Freymuth	Oliver Freymuth	Renault RS01 Trophy	LMP3	2:42.375	12 12	+7.643 +0.320	155.3
9301 L. de Cock / T. Joosen	Deldiche Racing	Norma 20FC	CN	2:42.861	12 13	+8.129 +0.486	154.8
10102 t. tba				2:43.306	12 12	+8.574 +0.445	154.4
11202 J. Lequeux / J. Ueberecken	Prime Racing	Ginetta G57	LMP3	2:44.714	9 10	+9.982 +1.408	153.1
12 14 T. TBA				2:47.039	9 10	+12.307 +2.325	150.9
13 12 T.				2:47.586	3 9	+12.854 +0.547	150.5
14 16 T. TBA				2:50.193	4 11	+15.461 +2.607	148.2
15396 T. Grey / A. Boulton	VR Motorsport	Praga R1T	CN	2:52.435	12 13	+17.703 +2.242	146.2
16222 D. Hauser	Racing Experience	Ligier LMP3	LMP3	2:56.575	3 4	+21.843 +4.140	142.8
17403 W. Jeuris	Wim Jeuris	Radical SR3L	Radical SR3	2:56.915	8 8	+22.183 +0.340	142.5
18333 D. Houthoofd	Norma Benelux	Norma M20FC	CN	2:57.845	7 8	+23.113 +0.930	141.8
19180 T.	TransAm Euroracing	HOWE Racing TA2	Super GT	3:00.116	13 13	+25.384 +2.271	140.0
20401 F. James	Blueberry Racing	Praga R1	Radical SR3	3:00.619	10 10	+25.887 +0.503	139.6
21181 T.	TransAm Euroracing	HOWE Racing TA2	Super GT	3:01.382	12 12	+26.650 +0.763	139.0
22 9 t. tba				3:02.806	7 10	+28.074 +1.424	137.9
23402 t.	Blueberry Racing	Praga R1	Radical SR3	3:06.322	10 12	+31.590 +3.516	135.3
24 2 T. WEBB							
25 23 J. Spencher							
26101 D. Meijer	JR Motorsport	Mercedes SLS	Super GT				
27105 B. Maessen	Barry Maessen	Vicora	Super GT				
28109 T. TBA							
29111 R. Wheldon	RAW Motorsports	Radical RXC Turbo GT3	Super GT				
30172 H. Thuis	PUMAXS Racing	PumaX RT	Super GT				
31187 T. Webb / J. Webb	TeamWebb**	BMW E46 GTR	Super GT				
32188 N. Hudson / A. Wilcox	HUD Motorsports**	Aston Martin Vantage GT3	Super GT				
33226 T.	Equipe Verschuur	Renault RS01 Trophy	LMP3				
34227 P. Bailey / A. Schulz	G-Cat Racing **	Ligier LMP3	LMP3				
35231 M. Schultis	DFL-Racing.de	Oreca LMP-C	LMP3				
36232 J. Smet / J. Font Casa	Monlau Competicion	Renault RS01 Trophy	LMP3				
37233 ...	Speedworks Motorsport **	Ligier LMP3	LMP3				
38334 T.	Avalon-Wolf Racing Cars	Wolf GB08 1.6Turbo	CN				
39335 T.	Avalon-Wolf Racing Cars	Wolf GB08 1.6Turbo	CN				
40406 K. Koppejan	Ko Koppejan	Radical SR3	Radical SR3				

Fastest Lap	Lap 12	Colin Noble	2:34.732	163.0 Kph
--------------------	--------	-------------	-----------------	-----------

Published at:

Track Status: **WET**

Race Director:	Timekeeper:
----------------	-------------



GT & PROTOTYPE CHALLENGE

SPA EURO RACE


FREE PRACTICE

Classification

Nr Drivers	Team	Session 1		Session 2		Time	Gap	
		Time	Lap	Time	Lap			
1 79 Colin Noble		2:50.928	3	2:34.732	12	2:34.732		
2 126 Jos Jansen		2:55.107	9	2:37.397	9	2:37.397	+2.665 +2.665	
3 196 Jack Butel		2:54.305	3	2:38.354	13	2:38.354	+3.622 +0.957	
4 103 tba		2:54.733	5	2:39.886	5	2:39.886	+5.154 +1.532	
5 203 Jakub Smiechowski/Wolfgang Jorda	Inter Europol Competition	LMP3 2:55.830	5	2:39.973	12	2:39.973	+5.241 +0.087	
6 28 Paul Bailey		2:54.707	6	2:40.313	11	2:40.313	+5.581 +0.340	
7 204 Hans Laub/Martin Hippe	Inter Europol Competition	LMP3 2:53.806	9	2:42.055	11	2:42.055	+7.323 +1.742	
8 228 Oliver Freymuth	Oliver Freymuth	LMP3 2:54.838	5	2:42.375	12	2:42.375	+7.643 +0.320	
9 301 Luc de Cock/Tim Joosen	Deldiche Racing	CN 2:54.171	3	2:42.861	12	2:42.861	+8.129 +0.486	
10 102 tba tba				2:43.306	12	2:43.306	+8.574 +0.445	
11 202 Jean-Pierre Lequeux/Jean-Marc Uebe	Prime Racing	LMP3		2:44.714	9	2:44.714	+9.982 +1.408	
12 14 TBA TBA				2:47.039	9	2:47.039	+12.307 +2.325	
13 12 TBA				2:47.586	3	2:47.586	+12.854 +0.547	
14 16 TBA TBA				2:50.193	4	2:50.193	+15.461 +2.607	
15 396 Tim Grey/Alastair Boulton	VR Motorsport	CN 2:55.832	8	2:52.435	12	2:52.435	+17.703 +2.242	
16 2 Tom WEBB				2:56.364	12	2:56.364	+21.632 +3.929	
17 222 David Hauser	Racing Experience	LMP3		2:56.575	3	2:56.575	+21.843 +0.211	
18 403 Wim Jeuris	Wim Jeuris	Radical SI		2:56.915	8	2:56.915	+22.183 +0.340	
19 333 David Houthoofd	Norma Benelux	CN		2:57.845	7	2:57.845	+23.113 +0.930	
20 180 TBA	TransAm Euroracing	Super GT		3:00.116	13	3:00.116	+25.384 +2.271	
21 401 Fiona James	Blueberry Racing	Radical SI	3:14.014	6	3:00.619	10	3:00.619	+25.887 +0.503
22 181 TBA	TransAm Euroracing	Super GT		3:01.382	12	3:01.382	+26.650 +0.763	
23 9 tba tba				3:02.806	7	3:02.806	+28.074 +1.424	
24 23 Jamie Spench			3:04.253	4		3:04.253	+29.521 +1.447	
25 402 t.b.a.	Blueberry Racing	Radical SI		3:06.322	10	3:06.322	+31.590 +2.069	
26 101 Daan Meijer	JR Motorsport	Super GT						
27 105 Barry Maessen	Barry Maessen	Super GT						
28 109 TBA TBA								
29 111 Rob Wheldon	RAW Motorsports	Super GT						
30 172 Henk Thuis	PUMAXS Racing	Super GT						
31 187 Tom Webb/James Webb	TeamWebb**	Super GT						
32 188 Nigel Hudson/Adam Wilcox	HUD Motorsports**	Super GT						
33 226 TBA	Equipe Verschuur	LMP3						
34 227 Paul Bailey/Andy Schulz	G-Cat Racing **	LMP3						
35 231 Mirco Schultis	DFL-Racing.de	LMP3						
36 232 Jürgen Smet/Jaime Font Cas	Monlau Competicion	LMP3						
37 233 . .	Speedworks Motorsport **	LMP3						
38 334 TBA	Avalon-Wolf Racing Cars	CN						
39 335 TBA	Avalon-Wolf Racing Cars	CN						
40 406 Ko Koppejan	Ko Koppejan	Radical SI						

Published at:

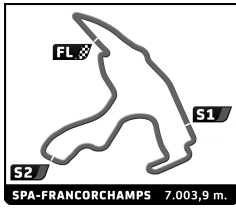
Stewards:	Timekeeper:
-----------	-------------



GT & PROTOTYPE CHALLENGE SPA EURO RACE FREE PRACTICE 2

Best Sector Times

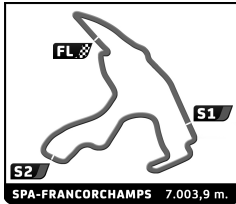
SECTOR 1			SECTOR 2			SECTOR 3			Pos	Team	Cl	Ideal Lap	Best Lap
Pos	Driver	Time	Driver	Time	Driver	Time	Pos	Team					
1	79 C.Noble	42.969	79 C.Noble	1:12.204	79 C.Noble	39.559	1	79			2:34.732	2:34.732 (1)	
2	196 J.Butel	43.651	126 J.Jansen	1:13.695	126 J.Jansen	39.763	2	126			2:37.397	2:37.397 (2)	
3	126 J.Jansen	43.939	28 P.Bailey	1:14.236	196 J.Butel	39.975	3	196			2:38.012	2:38.354 (3)	
4	103 t.	44.360	196 J.Butel	1:14.386	203 J.Smiechowski	40.112	4	28			2:39.105	2:40.313 (6)	
5	228 O.Freymuth	44.490	203 J.Smiechowski	1:14.684	28 P.Bailey	40.301	5	203 Inter Europol Competition	LMP3		2:39.654	2:39.973 (5)	
6	28 P.Bailey	44.568	103 t.	1:15.057	103 t.	40.435	6	103			2:39.852	2:39.886 (4)	
7	203 J.Smiechowski	44.858	301 L.de Cock	1:15.072	204 H.Laub	40.887	7	204 Inter Europol Competition	LMP3		2:41.378	2:42.055 (7)	
8	202 J.Lequeux	45.076	204 H.Laub	1:15.153	228 O.Freymuth	41.124	8	228 Oliver Freymuth	LMP3		2:41.885	2:42.375 (8)	
9	102 t.tba	45.218	102 t.tba	1:15.343	301 L.de Cock	41.543	9	102			2:42.437	2:43.306 (10)	
10	204 H.Laub	45.338	228 O.Freymuth	1:16.271	202 J.Lequeux	41.595	10	301 Deldiche Racing	CN		2:42.566	2:42.861 (9)	
11	12 T.	45.475	202 J.Lequeux	1:17.725	102 t.tba	41.876	11	202 Prime Racing	LMP3		2:44.396	2:44.714 (11)	
12	14 T.TBA	45.494	14 T.TBA	1:18.967	14 T.TBA	42.578	12	14			2:47.039	2:47.039 (12)	
13	301 L.de Cock	45.951	12 T.	1:19.310	12 T.	42.749	13	12			2:47.534	2:47.586 (13)	
14	16 T.TBA	46.342	396 T.Grey	1:20.292	16 T.TBA	43.080	14	16			2:49.969	2:50.193 (14)	
15	222 D.Hauser	47.616	16 T.TBA	1:20.547	396 T.Grey	43.565	15	396 VR Motorsport	CN		2:52.129	2:52.435 (15)	
16	396 T.Grey	48.272	222 D.Hauser	1:20.790	222 D.Hauser	44.561	16	222 Racing Experience	LMP3		2:52.967	2:56.575 (16)	
17	181 T.	48.644	401 F.James	1:21.938	403 W.Jeuris	44.739	17	403 Wim Jeuris	Radical SR3		2:56.628	2:56.915 (17)	
18	403 W.Jeuris	49.139	403 W.Jeuris	1:22.750	333 D.Houthoofd	45.047	18	333 Norma Benelux	CN		2:57.845	2:57.845 (18)	
19	9 t.tba	49.479	333 D.Houthoofd	1:23.245	181 T.	45.413	19	180 TransAm Euroracing	Super GT		3:00.061	3:00.116 (19)	
20	333 D.Houthoofd	49.553	9 t.tba	1:24.664	180 T.	45.490	20	401 Blueberry Racing	Radical SR3		3:00.300	3:00.619 (20)	
21	180 T.	49.662	180 T.	1:24.909	9 t.tba	46.303	21	9			3:00.446	3:02.806 (22)	
22	401 F.James	51.178	402 t.	1:24.993	402 t.	46.854	22	181 TransAm Euroracing	Super GT		3:00.765	3:01.382 (21)	
23	402 t.	52.858	181 T.	1:26.708	401 F.James	47.184	23	402 Blueberry Racing	Radical SR3		3:04.705	3:06.322 (23)	
24	109 T.TBA	53.037	109 T.TBA	1:27.235	109 T.TBA	49.316	24	109			3:09.588		



GT & PROTOTYPE CHALLENGE
SPA EURO RACE
After FREE PRACTICE 2

Event maximum speed


Team	Car	Class	Driver	Top Speed	Lap	Session
79			Colin Noble	244.9	10	FREE PRACTICE 2
196			Jack Butel	242.7	12	FREE PRACTICE 2
28			Paul Bailey	241.6	7	FREE PRACTICE 2
204 Inter Europol Competition	Ligier LMP3	LMP3	Hans Laub	237.9	12	FREE PRACTICE 2
126			Jos Jansen	236.3	9	FREE PRACTICE 2
14			TBA TBA	236.3	7	FREE PRACTICE 2
203 Inter Europol Competition	Ligier LMP3	LMP3	Jakub Smiechowski	232.3	6	FREE PRACTICE 2
103			tba	231.8	3	FREE PRACTICE 2
12			TBA	229.3	4	FREE PRACTICE 2
16			TBA TBA	227.4	4	FREE PRACTICE 2
228 Oliver Freymuth	Renault RS01 Trophy	LMP3	Oliver Freymuth	227.4	12	FREE PRACTICE 2
301 Deldiche Racing	Norma 20FC	CN	Luc de Cock	222.7	13	FREE PRACTICE 2
102			tba tba	220.9	12	FREE PRACTICE 2
9			tba tba	219.1	9	FREE PRACTICE 2
333 Norma Benelux	Norma M20FC	CN	David Houthoofd	212.2	8	FREE PRACTICE 2
202 Prime Racing	Ginetta G57	LMP3	Jean-Pierre Lequeux	208.9	10	FREE PRACTICE 2
180 TransAm Euroracing	HOWE Racing TA2	Super GT	TBA	208.5	13	FREE PRACTICE 2
181 TransAm Euroracing	HOWE Racing TA2	Super GT	TBA	204.2	9	FREE PRACTICE 2
396 VR Motorsport	Praga R1T	CN	Tim Grey	199.6	12	FREE PRACTICE 2
2			Tom WEBB	199.3	12	FREE PRACTICE 1
401 Blueberry Racing	Praga R1	Radical SR3	Fiona James	197.8	10	FREE PRACTICE 2
402 Blueberry Racing	Praga R1	Radical SR3	t.b.a.	195.3	11	FREE PRACTICE 2
403 Wim Jeuris	Radical SR3L	Radical SR3	Wim Jeuris	185.9	7	FREE PRACTICE 2
222 Racing Experience	Ligier LMP3	LMP3	David Hauser	178.5	4	FREE PRACTICE 2
109			TBA TBA	160.7	2	FREE PRACTICE 2



GT & PROTOTYPE CHALLENGE
SPA EURO RACE
FREE PRACTICE 2

Fastest Lap Sequence


Practice Time	Team	Car	Class	Driver	Time	Kph	
6:23.772	181 TransAm Euroracing	HOWE Racing TA2	Super GT	TBA	3:10.156	132.6	2
6:24.104	301 Deldiche Racing	Norma 20FC	CN	Luc de Cock	3:02.284	138.3	2
7:18.626	202 Prime Racing	Ginetta G57	LMP3	Jean-Pierre Lequeux	3:01.427	139.0	2
8:00.844	79			Colin Noble	2:51.920	146.7	2
8:27.165	28			Paul Bailey	2:47.712	150.3	2
11:13.465	28			Paul Bailey	2:46.300	151.6	3
12:07.725	196			Jack Butel	2:44.800	153.0	3
14:50.708	196			Jack Butel	2:42.983	154.7	4
15:19.228	103			tba	2:42.318	155.3	3
17:32.492	196			Jack Butel	2:41.784	155.9	5
20:42.027	103			tba	2:39.886	157.7	5
29:01.448	79			Colin Noble	2:39.528	158.1	8
31:39.467	79			Colin Noble	2:38.019	159.6	9
34:16.188	79			Colin Noble	2:36.721	160.9	10
36:52.484	79			Colin Noble	2:36.296	161.3	11
39:27.216	79			Colin Noble	2:34.732	163.0	12



GT & PROTOTYPE CHALLENGE
SPA EURO RACE
FREE PRACTICE 2

Sector Analysis

								■ Personal Best ■ Session Best ■ Crossing the finish line in pit lane							
Lap	D	Time	Sector 1	Sector 2	Sector 3	T. Spd	Elapsed	Lap	D	Time	Sector 1	Sector 2	Sector 3	T. Spd	Elapsed
9		1. tba tba													
1	1	4:44.034	2:18.251	1:34.707	51.076	169.3	4:44.034	2	1	2:47.712	47.084	1:18.579	42.049	189.5	8:27.165
2	1	3:12.427	54.541	1:29.094	48.792	192.5	7:56.461	3	1	2:46.300	45.987	1:18.187	42.126	199.6	11:13.465
3	1	3:11.143	50.753	1:30.715	49.675	184.0	11:07.604	4	1	2:46.979	46.220	1:18.001	42.758	193.5	14:00.444
4	1	3:09.068	50.357	1:30.972	47.739	190.1	14:16.672	5	1	2:47.960	46.998	1:19.326	41.636	195.3	16:48.404
5	1	3:06.418	49.682	1:28.511	48.225	192.5	17:23.090	6	1	2:46.398	45.643	1:18.307	42.448	203.4	19:34.802
6	1	3:12.630	50.901	1:30.622	51.107	176.5	20:35.720	7	1	2:46.895	45.138	1:20.587	41.170	241.6	22:21.697
7	1	3:02.806	49.834	1:25.960	47.012	201.1	23:38.526	8	1	2:44.487	45.624	1:15.862	43.001	191.8	25:06.184
8	1	3:05.094	52.184	1:26.607	46.303	214.7	26:43.620	9	1	2:53.964 B	48.474	1:17.134	48.356	194.6	28:00.148
9	1	3:05.649	50.138	1:25.694	49.817	219.1	29:49.269	10	1	8:44.534	6:48.165	1:15.627	40.742	188.2	36:44.682
10	1	3:17.105 B	49.479	1:24.664	1:02.962	215.6	33:06.374	11	1	2:40.313	45.776	1:14.236	40.301	209.7	39:24.995
								12	1	2:40.402	44.568	1:15.150	40.684	221.8	42:05.397
12		1. TBA													
1	1	15:58.885	...	1:22.516	44.749	180.6	15:58.885	1	1	5:08.924	3:00.140	1:23.759	45.025	165.9	5:08.924
2	1	2:49.236	45.790	1:20.074	43.372	214.7	18:48.121	2	1	2:51.920	48.042	1:20.014	43.864	187.5	8:00.844
3	1	2:47.586	45.475	1:19.310	42.801	221.3	21:35.707	3	1	2:55.189	50.171	1:21.445	43.573	168.2	10:56.033
4	1	2:58.847 B	45.745	1:19.979	53.123	229.3	24:34.554	4	1	2:46.399	45.986	1:18.403	42.010	203.8	13:42.432
5	1	4:33.303	2:24.638	1:24.053	44.612	206.5	29:07.857	5	1	3:02.950 B	50.352	1:19.671	52.927	153.0	16:45.382
6	1	2:55.887	47.227	1:23.866	44.794	190.5	32:03.744	6	1	6:55.382	4:58.501	1:15.946	40.935	226.9	23:40.764
7	1	2:50.452	46.971	1:20.567	42.914	205.3	34:54.196	7	1	2:41.156	45.951	1:14.380	40.825	229.8	26:21.920
8	1	2:50.525	47.132	1:19.876	43.517	210.9	37:44.721	8	1	2:39.528	44.029	1:14.824	40.675	235.8	29:01.448
9	1	2:49.069	46.865	1:19.455	42.749	216.0	40:33.790	9	1	2:38.019	43.786	1:13.771	40.462	240.5	31:39.467
								10	1	2:36.721	43.558	1:13.517	39.646	244.9	34:16.188
								11	1	2:36.296	43.364	1:13.214	39.718	240.5	36:52.484
								12	1	2:34.732	42.969	1:12.204	39.559	244.9	39:27.216
								13	1	2:47.972 B	43.009	1:13.464	51.499	229.8	42:15.188
14		1. TBA TBA													
1	1	6:21.822	4:05.683	1:28.991	47.148	180.3	6:21.822	1	1	5:22.524	3:07.537	1:29.503	45.484	159.1	5:22.524
2	1	3:05.403	49.557	1:26.874	48.972	194.6	9:27.225	2	1	2:52.770	47.790	1:21.894	43.086	173.9	8:15.294
3	1	3:00.711	49.156	1:24.932	46.623	205.7	12:27.936	3	1	2:50.848	46.525	1:20.080	44.243	200.0	11:06.142
4	1	2:58.518	47.902	1:25.125	45.491	205.7	15:26.454	4	1	3:06.492 B	46.491	1:23.399	56.602	193.5	14:12.634
5	1	3:09.680 B	48.365	1:26.620	54.695	186.2	18:36.134	5	1	4:40.178	2:36.932	1:19.801	43.445	216.9	18:52.812
6	1	5:31.503	3:26.636	1:20.642	44.225	207.7	24:07.637	6	1	2:46.792	46.088	1:18.638	42.066	204.9	21:39.604
7	1	2:49.593	46.002	1:19.952	43.639	236.3	26:57.230	7	1	2:46.859	46.101	1:18.600	42.158	203.4	24:26.463
8	1	2:48.489	45.643	1:19.406	43.440	228.3	29:45.719	8	1	2:46.370	46.939	1:17.265	42.166	202.2	27:12.833
9	1	2:47.039	45.494	1:18.967	42.578	231.8	32:32.758	9	1	2:51.339	49.557	1:19.906	41.876	164.4	30:04.172
10	1	2:59.455 B	45.991	1:20.298	53.166	216.9	35:32.213	10	1	2:53.282 B	45.218	1:17.314	50.750	207.7	32:57.454
16		1. TBA TBA													
1	1	6:29.228	4:21.259	1:23.231	44.738	177.9	6:29.228	11	1	4:47.546	2:45.145	1:19.851	42.550	182.7	37:45.000
2	1	3:02.012	52.338	1:25.154	44.520	174.2	9:31.240	12	1	2:43.306	45.364	1:15.343	42.599	220.9	40:28.306
3	1	2:53.622	46.990	1:23.384	43.248	202.6	12:24.862								
4	1	2:50.193	46.566	1:20.547	43.080	227.4	15:15.055								
5	1	2:59.571 B	46.342	1:21.746	51.483	207.3	18:14.626								
6	1	6:32.783	4:16.825	1:29.823	46.135	204.2	24:47.409								
7	1	3:08.832 B	48.459	1:25.027	55.346	206.1	27:56.241								
8	1	4:10.783	1:58.132	1:26.564	46.087	219.1	32:07.024								
9	1	2:56.661	47.329	1:24.223	45.109	206.1	35:03.685								
10	1	2:56.366	47.312	1:23.999	45.055	219.5	38:00.051								
11	1	3:06.526 B	47.663	1:23.307	55.556	222.7	41:06.577								
28		1. Paul Bailey													
1	1	5:39.453	3:29.644	1:25.932	43.877	147.1	5:39.453								



GT & PROTOTYPE CHALLENGE


SPA EURO RACE

FREE PRACTICE 2

Sector Analysis

■ Personal Best
 ■ Session Best
 ■ Crossing the finish line in pit lane

Lap	D	Time	Sector 1	Sector 2	Sector 3	T. Spd	Elapsed	Lap	D	Time	Sector 1	Sector 2	Sector 3	T. Spd	Elapsed							
109	1. TBA TBA																					
1	1	7:12.353	4:52.118	1:30.919	49.316	150.8	7:12.353	6	1	2:53.523	B	44.377	1:20.155	48.991	207.7	20:26.015						
2	1	3:19.014	B	53.037	1:27.235	58.742	160.7	10:31.367	7	1	3:39.240	1:40.634	1:17.096	41.510	225.5	24:05.255						
126	1. Jos Jansen																					
1	1	19:25.069	B	...	1:59.330	1:29.084	154.5	19:25.069	8	1	2:46.523	44.440	1:17.975	44.108	237.4	26:51.778						
2	1	3:27.448	1:26.576	1:17.659	43.213	207.7	22:52.517	9	1	2:40.144	44.176	1:15.756	40.212	235.8	29:31.922							
180	TransAm Euroracing HOWE Racing TA2 1. TBA Super GT																					
1	1	3:14.382	47.997	1:36.306	50.079	144.4	3:14.382	10	1	2:38.723	43.882	1:14.706	40.135	240.0	32:10.645							
2	1	3:15.045	54.571	1:31.328	49.146	147.3	6:29.427	11	1	2:51.896	51.943	1:18.927	41.026	146.7	35:02.541							
181	TransAm Euroracing HOWE Racing TA2 1. TBA Super GT																					
1	1	3:13.616	46.876	1:36.140	50.600	154.7	3:13.616	12	1	2:39.711	43.651	1:15.400	40.660	242.7	37:42.252							
2	1	3:10.156	52.843	1:29.718	47.595	173.1	6:23.772	13	1	2:38.354	43.993	1:14.386	39.975	233.8	40:20.606							
196	1. Jack Butel																					
1	1	6:25.299	4:17.670	1:22.862	44.767	177.0	6:25.299	202 Prime Racing Ginetta G57 LMP3 1. Jean-Pierre Lequeux 2. Jean-Marc Ueberacken														
2	1	2:57.626	53.355	1:21.051	43.220	156.5	9:22.925								1	1	4:17.199	1:56.767	1:31.966	48.466	145.7	4:17.199
3	1	2:44.800	45.645	1:17.478	41.677	233.3	12:07.725								2	1	3:01.427	52.456	1:24.383	44.588	161.0	7:18.626
4	1	2:42.983	45.179	1:16.721	41.083	229.8	14:50.708								3	1	3:06.976	52.713	1:26.297	47.966	154.1	10:25.602
5	1	2:41.784	44.478	1:16.386	40.920	235.3	17:32.492								4	1	2:54.265	47.840	1:22.617	43.808	186.5	13:19.867
203 Inter Europol Competition Ligier LMP3 LMP3 1. Jakub Smiechowski 2. Wolfgang Jordan							1	1	6:59.924	B	4:34.771	1:29.393	55.760	128.0	6:59.924							
							2	1	4:49.983	2:44.722	1:21.575	43.686	183.4	11:49.907								
							3	1	2:49.806	47.760	1:19.544	42.502	206.1	14:39.713								
							4	1	2:46.147	46.319	1:17.839	41.989	209.3	17:25.860								
							5	1	2:53.362	46.959	1:23.566	42.837	208.1	20:19.222								
204 Inter Europol Competition Ligier LMP3 LMP3 1. Hans Laub 2. Martin Hippe							6	1	2:45.239	46.192	1:17.331	41.716	232.3	23:04.461								
							7	1	2:48.462	45.653	1:21.113	41.696	226.4	25:52.923								
							8	1	2:57.564	B	46.718	1:20.329	50.517	225.9	28:50.487							
							9	1	5:45.476	3:47.597	1:16.796	41.083	207.3	34:35.963								
							10	1	2:41.920	45.170	1:16.403	40.347	224.5	37:17.883								
222 Racing Experience Ligier LMP3 LMP3 1. David Hauser							11	1	2:40.247	44.858	1:14.835	40.554	226.4	39:58.130								
							12	1	2:39.973	45.177	1:14.684	40.112	210.9	42:38.103								
							1	1	10:32.058	8:16.036	1:29.580	46.442	123.3	10:32.058								
							2	1	2:59.855	49.603	1:25.236	45.016	184.3	13:31.913								
							3	1	2:53.812	48.401	1:21.631	43.780	205.7	16:25.725								



GT & PROTOTYPE CHALLENGE

SPA EURO RACE

FREE PRACTICE 2

Sector Analysis

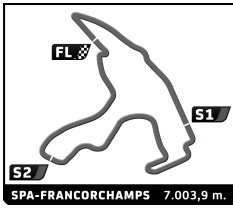
■ Personal Best
 ■ Session Best
 ■ Crossing the finish line in pit lane

Lap	D	Time	Sector 1	Sector 2	Sector 3	T. Spd	Elapsed	Lap	D	Time	Sector 1	Sector 2	Sector 3	T. Spd	Elapsed
3	1	2:56.575	47.616	1:23.219	45.740	173.1	16:43.243	10	1	2:55.845	49.228	1:21.470	45.147	175.0	34:09.199
4	1	3:02.748B	47.744	1:20.790	54.214	178.5	19:45.991	11	1	2:53.486	48.272	1:21.242	43.972	183.1	37:02.685
228 Oliver Freymuth Renault RS01 Trophy LMP3 1. Oliver Freymuth								12 1 2:52.435 48.356 1:20.514 43.565 199.6 39:55.120 13 1 3:09.962B 49.355 1:20.292 1:00.315 175.9 43:05.082							
1 1 7:59.537 5:43.312 1:30.022 46.203 144.8 7:59.537 2 1 2:59.096 48.913 1:23.541 46.642 166.4 10:58.633 3 1 2:51.143 46.870 1:21.282 42.991 197.4 13:49.776 4 1 2:52.651 46.554 1:22.151 43.946 171.4 16:42.427 5 1 2:47.648 46.089 1:19.137 42.422 206.9 19:30.075 6 1 2:46.897 46.259 1:18.470 42.168 211.4 22:16.972 7 1 2:46.516 45.412 1:18.826 42.278 217.3 25:03.488 8 1 2:45.795 45.192 1:18.609 41.994 219.1 27:49.283 9 1 2:45.141 44.747 1:17.991 42.403 226.4 30:34.424 10 1 2:51.927B 45.072 1:18.312 48.543 203.8 33:26.351 11 1 5:02.968 3:03.997 1:17.847 41.124 218.2 38:29.319 12 1 2:42.375 44.490 1:16.271 41.614 227.4 41:11.694								401 Blueberry Racing Praga R1 Radical SR3 1. Fiona James 1 1 7:06.832 4:42.631 1:33.343 50.858 132.8 7:06.832 2 1 3:32.579B 55.751 1:34.457 1:02.371 140.4 10:39.411 3 1 6:30.877 4:11.640 1:28.815 50.422 160.5 17:10.288 4 1 3:26.455B 55.621 1:33.154 57.680 176.5 20:36.743 5 1 4:32.614 2:14.670 1:28.522 49.422 165.6 25:09.357 6 1 3:08.025 53.766 1:26.405 47.854 187.5 28:17.382 7 1 3:04.600 52.451 1:24.433 47.716 170.9 31:21.982 8 1 3:03.082 51.368 1:24.530 47.184 185.2 34:25.064 9 1 3:04.667 51.713 1:25.137 47.817 189.8 37:29.731 10 1 3:00.619 51.178 1:21.938 47.503 197.8 40:30.350							
301 Deldiche Racing Norma 20FC CN 1. Luc de Cock 2. Tim Joosen								402 Blueberry Racing Praga R1 Radical SR3 1. t.b.a. 1 1 6:18.628 3:27.468 1:52.720 58.440 102.2 6:18.628 2 1 3:46.256 1:08.136 1:42.700 55.420 121.5 10:04.884 3 1 3:28.408 57.634 1:38.156 52.618 138.8 13:33.292 4 1 3:28.154 58.653 1:38.287 51.214 131.4 17:01.446 5 1 3:34.146 1:09.709 1:32.614 51.823 161.2 20:35.592 6 1 3:15.939 55.426 1:30.924 49.589 167.4 23:51.531 7 1 3:14.788 53.681 1:30.609 50.498 178.2 27:06.319 8 1 3:17.698 55.441 1:32.772 49.485 150.2 30:24.017 9 1 3:13.550 54.021 1:30.021 49.508 161.2 33:37.567 10 1 3:06.322 53.182 1:26.286 46.854 165.4 36:43.889 11 1 3:06.909 53.843 1:24.993 48.073 195.3 39:50.798 12 1 3:27.981B 52.858 1:26.660 1:08.463 181.2 43:18.779							
333 Norma Benelux Norma M20FC CN 1. David Houthoofd								403 Wim Jeuris Radical SR3L Radical SR3 1. Wim Jeuris 1 1 3:32.147 1:02.163 1:39.436 50.548 129.5 3:32.147 2 1 3:12.754 54.941 1:30.692 47.121 140.4 6:44.901 3 1 3:05.659 50.764 1:28.317 46.578 147.3 9:50.560 4 1 3:01.689 50.861 1:25.511 45.317 174.5 12:52.249 5 1 3:13.456B 51.643 1:24.575 57.238 162.2 16:05.705 6 1 3:49.101 1:40.676 1:23.416 45.009 166.2 19:54.806 7 1 2:58.595 49.472 1:22.750 46.373 185.9 22:53.401 8 1 2:56.915 49.139 1:23.037 44.739 183.1 25:50.316							
396 VR Motorsport Praga R1T CN 1. Tim Grey 2. Alastair Boulton								1 1 3:39.531 1:07.238 1:38.261 54.032 132.2 3:39.531 2 1 3:23.577 58.727 1:33.306 51.544 160.0 7:03.108 3 1 3:22.653 54.304 1:32.872 55.477 144.8 10:25.761 4 1 3:12.966 54.119 1:30.375 48.472 166.4 13:38.727 5 1 3:09.076 51.709 1:29.581 47.786 159.5 16:47.803 6 1 3:00.956 50.552 1:24.640 45.764 169.3 19:48.759 7 1 3:20.396B 50.977 1:25.441 1:03.978 178.2 23:09.155 8 1 5:02.506 2:52.675 1:24.716 45.115 180.6 28:11.661 9 1 3:01.693 48.656 1:25.970 47.067 179.4 31:13.354							

GP

GT & PROTOTYPE CHALLENGE

POWERED BY  HANKOOK



GT & PROTOTYPE CHALLENGE

SPA EURO RACE

QUALIFYING

Final Classification

Nr. Drivers	Team	Car	Cl	Time	Lap Total	Gap	Kph
1222 D. Hauser	Racing Experience	Ligier LMP3	LMP3	2:19.025	9 10	- -	181.4
2203 J. Smiechowski	Inter Europol Competition	Ligier LMP3	LMP3	2:19.154	10 12	+0.129 +0.129	181.2
3301 L. de Cock / T. Joosen	Deldiche Racing	Norma 20FC	CN	2:20.661	6 12	+1.636 +1.507	179.3
4204 P. Bourgois	Inter Europol Competition	Ligier LMP3	LMP3	2:22.105	11 11	+3.080 +1.444	177.4
5202 J. Lequeux / J. Ueberecken	Prime Racing	Ginetta G57	LMP3	2:22.212	9 12	+3.187 +0.107	177.3
6228 O. Freymuth	Oliver Freymuth	Renault RS01 Trophy	LMP3	2:24.199	9 10	+5.174 +1.987	174.9
7333 D. Houthoofd	Norma Benelux	Norma M20FC	CN	2:24.958	11 12	+5.933 +0.759	173.9
8396 T. Gray / O. Hewitt	VR Motorsport	Praga R1T	CN	2:26.386	7 12	+7.361 +1.428	172.2
9181 A. van de Poele / E. van de Poele	TransAm Euroracing	HOWE Racing TA2	Super GT	2:34.174	8 11	+15.149 +7.788	163.5
10403 W. Jeuris	Wim Jeuris	Radical SR3L	Radical SR3	2:35.319	4 5	+16.294 +1.145	162.3
11180 H. Maillien / .	TransAm Euroracing	HOWE Racing TA2	Super GT	2:37.168	6 10	+18.143 +1.849	160.4
12401 F. James	Blueberry Racing	Praga R1	Radical SR3	2:41.049	10 10	+22.024 +3.881	156.6
13109 D. Schulz / S. Bleekemolen / M. Bleekemolen	Topper Team	Porsche 997 GT3 Cup		2:41.341	9 9	+22.316 +0.292	156.3
14402 D. van Elk	Blueberry Racing	Praga R1	Radical SR3	2:41.403	10 11	+22.378 +0.062	156.2
Fastest Lap				Lap 9	David Hauser	2:19.025	181.4 Kph

LAP 10 OF CAR 180 INVALIDATED

Published at:


Track Status: **DRY**

Stewards:	Timekeeper:
-----------	-------------



GT & PROTOTYPE CHALLENGE

POWERED BY  HANKOOK



GT & PROTOTYPE CHALLENGE SPA EURO RACE QUALIFYING

Final Classification by 2nd Fastest Lap

Driver	Team	Vehicle	Time	Gap
1 203 J. Smiechowski	Inter Europol Competition	Ligier LMP3	LMP3	2:19.244 - -
2 222 D. Hauser	Racing Experience	Ligier LMP3	LMP3	2:19.391 +0.147 +0.147
3 301 L. de Cock / T. Joosen	Deldiche Racing	Norma 20FC	CN	2:21.108 +1.864 +1.717
4 202 J. Lequeux / J. Ueberecken	Prime Racing	Ginetta G57	LMP3	2:22.733 +3.489 +1.625
5 204 P. Bourgois	Inter Europol Competition	Ligier LMP3	LMP3	2:23.448 +4.204 +0.715
6 228 O. Freymuth	Oliver Freymuth	Renault RS01 Trophy	LMP3	2:24.763 +5.519 +1.315
7 333 D. Houthoofd	Norma Benelux	Norma M20FC	CN	2:25.101 +5.857 +0.338
8 396 T. Gray / O. Hewitt	VR Motorsport	Praga R1T	CN	2:27.908 +8.664 +2.807
9 181 A. van de Poele / E. van de Poele	TransAm Euroracing	HOWE Racing TA2	Super GT	2:35.392 +16.148 +7.484
10 180 H. Maillien / .	TransAm Euroracing	HOWE Racing TA2	Super GT	2:37.291 +18.047 +1.899
11 403 W. Jeuris	Wim Jeuris	Radical SR3L	Radical SR:	2:40.143 +20.899 +2.852
12 402 D. van Elk	Blueberry Racing	Praga R1	Radical SR:	2:42.284 +23.040 +2.141
13 401 F. James	Blueberry Racing	Praga R1	Radical SR:	2:42.459 +23.215 +0.175
14 109 D. Schutz / S. Bleekemolen / M. Bleekemolen	Topper Team	Porsche 997 GT3 Cup		2:44.920 +25.676 +2.461


Fastest Lap Lap 9 David Hauser **2:19.025** 181.4 Kph

LAP 10 OF CAR 180 INVALIDATED

Published at:

Track Status: **DRY**

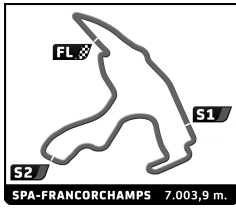
Stewards:	Timekeeper:
-----------	-------------



GT & PROTOTYPE CHALLENGE SPA EURO RACE QUALIFYING

Best Sector Times

SECTOR 1			SECTOR 2			SECTOR 3			Pos	Team	Cl	Ideal Lap	Best Lap
Pos	Driver	Time	Driver	Time	Driver	Time							
1	203 J.Smiechowski	39.932	301 L.de Cock	1:02.018	203 J.Smiechowski	35.546	1	203 Inter Europol Competition	LMP3	2:18.695	2:19.154	(2)	
2	222 D.Hauser	40.098	222 D.Hauser	1:03.137	222 D.Hauser	35.604	2	222 Racing Experience	LMP3	2:18.839	2:19.025	(1)	
3	202 J.Lequeux	40.334	203 J.Smiechowski	1:03.217	202 J.Lequeux	35.950	3	301 Deldiche Racing	CN	2:20.482	2:20.661	(3)	
4	228 O.Freymuth	40.534	333 D.Houthoofd	1:03.650	204 P.Bourgois	36.306	4	202 Prime Racing	LMP3	2:21.780	2:22.212	(5)	
5	204 P.Bourgois	41.164	204 P.Bourgois	1:04.635	228 O.Freymuth	36.678	5	204 Inter Europol Competition	LMP3	2:22.105	2:22.105	(4)	
6	301 L.de Cock	41.641	396 T.Gray	1:05.016	301 L.de Cock	36.823	6	228 Oliver Freymuth	LMP3	2:23.421	2:24.199	(6)	
7	396 T.Gray	42.616	202 J.Lequeux	1:05.496	396 T.Gray	37.667	7	333 Norma Benelux	CN	2:24.127	2:24.958	(7)	
8	333 D.Houthoofd	42.717	228 O.Freymuth	1:06.209	333 D.Houthoofd	37.760	8	396 VR Motorsport	CN	2:25.299	2:26.386	(8)	
9	181 A.van de Poele	42.909	403 W.Jeuris	1:10.665	181 A.van de Poele	39.337	9	181 TransAm Euroracing	Super GT	2:34.084	2:34.174	(9)	
10	180 H.Maillien	44.117	401 F.James	1:11.461	180 H.Maillien	39.458	10	403 Wim Jeuris	Radical SR3	2:34.629	2:35.319	(10)	
11	403 W.Jeuris	44.321	180 H.Maillien	1:11.659	403 W.Jeuris	39.643	11	180 TransAm Euroracing	Super GT	2:35.234	2:37.168	(11)	
12	109 D.Schulz	44.884	181 A.van de Poele	1:11.838	109 D.Schulz	40.952	12	401 Blueberry Racing	Radical SR3	2:40.845	2:41.049	(12)	
13	401 F.James	47.418	402 D.van Elk	1:12.090	402 D.van Elk	41.236	13	402 Blueberry Racing	Radical SR3	2:41.041	2:41.403	(14)	
14	402 D.van Elk	47.715	109 D.Schulz	1:15.505	401 F.James	41.966	14	109 Topper Team		2:41.341	2:41.341	(13)	



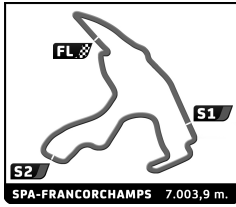
GT & PROTOTYPE CHALLENGE

SPA EURO RACE

After QUALIFYING

Event maximum speed

Team	Car	Class	Driver	Top Speed	Lap	Session
228 Oliver Freymuth	Renault RS01 Trophy	LMP3	Oliver Freymuth	265.4	10	QUALIFYING
202 Prime Racing	Ginetta G57	LMP3	Jean-Pierre Lequeux	262.8	11	QUALIFYING
203 Inter Europol Competition	Ligier LMP3	LMP3	Jakub Smiechowski	259.6	11	QUALIFYING
204 Inter Europol Competition	Ligier LMP3	LMP3	Philippe Bourgois	257.1	11	QUALIFYING
222 Racing Experience	Ligier LMP3	LMP3	David Hauser	254.7	9	QUALIFYING
181 TransAm Euroracing	HOWE Racing TA2	Super GT	Alexis van de Poele	247.1	8	QUALIFYING
79			Colin Noble	244.9	10	FREE PRACTICE 2
180 TransAm Euroracing	HOWE Racing TA2	Super GT	Herve Maillien	244.3	9	QUALIFYING
196			Jack Butel	242.7	12	FREE PRACTICE 2
28			Paul Bailey	241.6	7	FREE PRACTICE 2
301 Deldiche Racing	Norma 20FC	CN	Luc de Cock	236.8	10	QUALIFYING
126			Jos Jansen	236.3	9	FREE PRACTICE 2
14			TBA TBA	236.3	7	FREE PRACTICE 2
396 VR Motorsport	Praga R1T	CN	Tim Gray	234.3	4	QUALIFYING
103			tba	231.8	3	FREE PRACTICE 2
333 Norma Benelux	Norma M20FC	CN	David Houthoofd	229.8	10	QUALIFYING
109 Topper Team	Porsche 997 GT3 Cup		Dirk Schulz	229.3	3	QUALIFYING
12			TBA	229.3	4	FREE PRACTICE 2
16			TBA TBA	227.4	4	FREE PRACTICE 2
102			tba tba	220.9	12	FREE PRACTICE 2
9			tba tba	219.1	9	FREE PRACTICE 2
401 Blueberry Racing	Praga R1	Radical SR3	Fiona James	208.1	10	QUALIFYING
402 Blueberry Racing	Praga R1	Radical SR3	Dick van Elk	208.1	8	QUALIFYING
403 Wim Jeuris	Radical SR3L	Radical SR3	Wim Jeuris	206.5	5	QUALIFYING
2			Tom WEBB	199.3	12	FREE PRACTICE 1



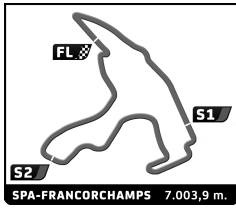
GT & PROTOTYPE CHALLENGE

SPA EURO RACE

QUALIFYING

Fastest Lap Sequence

Practice Time	Team	Car	Class	Driver	Time	Kph	
5:21.150	301 Deldiche Racing	Norma 20FC	CN	Luc de Cock	2:31.610	166.3	2
5:32.082	222 Racing Experience	Ligier LMP3	LMP3	David Hauser	2:28.992	169.2	2
5:42.685	203 Inter Europol Competition	Ligier LMP3	LMP3	Jakub Smiechowski	2:26.432	172.2	2
10:18.906	301 Deldiche Racing	Norma 20FC	CN	Luc de Cock	2:21.108	178.7	4
12:58.331	203 Inter Europol Competition	Ligier LMP3	LMP3	Jakub Smiechowski	2:21.044	178.8	5
15:01.853	301 Deldiche Racing	Norma 20FC	CN	Luc de Cock	2:20.661	179.3	6
20:48.470	222 Racing Experience	Ligier LMP3	LMP3	David Hauser	2:19.934	180.2	7
23:07.861	222 Racing Experience	Ligier LMP3	LMP3	David Hauser	2:19.391	180.9	8
25:26.886	222 Racing Experience	Ligier LMP3	LMP3	David Hauser	2:19.025	181.4	9



GT & PROTOTYPE CHALLENGE


SPA EURO RACE

QUALIFYING

Sector Analysis

■ Personal Best
 ■ Session Best
 ■ Crossing the finish line in pit lane

Lap	D	Time	Sector 1	Sector 2	Sector 3	T. Spd	Elapsed	Lap	D	Time	Sector 1	Sector 2	Sector 3	T. Spd	Elapsed
109 Topper Team Porsche 997 GT3 Cup															
1.Dirk Schulz								3.Michael Bleekemolen							
2.Sebastiaan Bleekemolen															
1	1	7:09.362	4:45.603	1:37.582	46.177	132.5	7:09.362	1	1	3:16.253	1:21.015	1:15.244	39.994	186.2	3:16.253
2	1	2:53.813	49.272	1:21.455	43.086	192.9	10:03.175	2	1	2:26.432	42.595	1:06.984	36.853	244.9	5:42.685
3	1	2:45.879	45.222	1:17.933	42.724	229.3	12:49.054	3	1	2:28.622	45.103	1:06.332	37.187	240.5	8:11.307
4	1	2:49.212	45.734	1:19.400	44.078	213.9	15:38.266	4	1	2:25.980	40.848	1:07.704	37.428	250.6	10:37.287
5	1	2:44.920	45.693	1:17.406	41.821	217.3	18:23.186	5	1	2:21.044	41.119	1:03.833	36.092	249.4	12:58.331
6	1	2:47.520	45.974	1:18.631	42.915	200.7	21:10.706	6	1	2:20.745	40.227	1:04.121	36.397	254.1	15:19.076
7	1	2:56.494 B	46.114	1:18.627	51.753	206.9	24:07.200	7	1	2:31.819 B	43.766	1:04.295	43.758	245.5	17:50.895
8	1	3:50.332	1:47.812	1:20.462	42.058	212.2	27:57.532	8	1	5:05.494	3:25.029	1:04.565	35.900	253.5	22:56.389
9	1	2:41.341	44.884	1:15.505	40.952	229.3	30:38.873	9	1	2:19.865	39.992	1:04.244	35.629	258.4	25:16.254
180 TransAm Euroracing HOWE Racing TA2															
1.Herve Maillien								Super GT							
1	1	2:45.929	39.883	1:22.038	44.008	170.9	2:45.929	1	1	3:17.407	1:22.404	1:14.365	40.638	193.9	3:17.407
2	1	2:40.725	46.514	1:14.256	39.955	214.3	5:26.654	2	1	2:27.849	43.435	1:07.177	37.237	244.9	5:45.256
3	1	2:37.291	45.346	1:12.487	39.458	233.3	8:03.945	3	1	2:27.325	42.835	1:07.124	37.366	221.8	8:12.581
4	1	2:48.724 B	44.516	1:12.105	52.103	241.6	10:52.669	4	1	2:25.640	42.064	1:06.699	36.877	248.8	10:38.221
5	1	5:00.226	3:08.730	1:11.659	39.837	220.0	15:52.895	5	1	2:24.643	42.093	1:05.814	36.736	247.7	13:02.864
6	1	2:37.168	44.457	1:12.139	40.572	238.9	18:30.063	6	1	2:23.448	41.816	1:04.786	36.846	250.0	15:26.312
7	1	2:49.485 B	44.715	1:11.719	53.051	231.8	21:19.548	7	1	2:32.490 B	41.688	1:06.273	44.529	251.2	17:58.802
8	1	4:12.211	2:16.196	1:13.618	42.397	188.2	25:31.759	8	1	6:59.574	5:06.164	1:13.782	39.628	220.0	24:58.376
9	1	2:39.412	44.531	1:12.598	42.283	244.3	28:11.171	9	1	2:29.368	43.265	1:08.470	37.633	249.4	27:27.744
10	1	2:35.648	44.117	1:11.922	39.609	231.8	30:46.819	10	1	2:23.826	41.747	1:05.675	36.404	255.9	29:51.570
181 TransAm Euroracing HOWE Racing TA2															
1.Alexis van de Poele								Super GT							
2.Eric van de Poele															
1	1	2:45.588	38.258	1:23.199	44.131	174.2	2:45.588	1	1	3:03.090	1:06.510	1:16.321	40.259	190.1	3:03.090
2	1	2:46.355	47.269	1:17.403	41.683	199.3	5:31.943	2	1	2:28.992	42.881	1:07.637	38.474	246.0	5:32.082
3	1	2:43.108	46.011	1:15.626	41.471	215.1	8:15.051	3	1	2:28.203	42.673	1:07.560	37.970	246.0	8:00.285
4	1	2:36.518	44.166	1:12.376	39.976	224.1	10:51.569	4	1	2:22.843	41.464	1:05.086	36.293	250.6	10:23.128
5	1	2:35.392	43.969	1:11.838	39.585	236.3	13:26.961	5	1	2:32.665 B	41.268	1:05.181	46.216	251.2	12:55.793
6	1	3:03.998 B	44.560	1:15.009	1:04.429	234.3	16:30.959	6	1	5:32.743	3:49.900	1:06.139	36.704	246.6	18:28.536
7	1	5:09.959	3:18.075	1:12.268	39.616	223.6	21:40.918	7	1	2:19.934	40.618	1:03.496	35.820	254.1	20:48.470
8	1	2:34.174	42.909	1:11.928	39.337	247.1	24:15.092	8	1	2:19.391	40.534	1:03.253	35.604	252.9	23:07.861
9	1	2:39.452	43.104	1:12.978	43.370	237.4	26:54.544	9	1	2:19.025	40.270	1:03.137	35.618	254.7	25:26.886
10	1	2:35.875	43.485	1:12.849	39.541	238.9	29:30.419	10	1	2:27.184 B	40.098	1:03.910	43.176	254.7	27:54.070
11	1	2:37.375	43.683	1:13.933	39.759	241.1	32:07.794								
202 Prime Racing Ginetta G57															
1.Jean-Pierre Lequeux								LMP3							
2.Jean-Marc Ueberecken															
1	1	2:54.488	51.101	1:21.826	41.561	193.9	2:54.488	1	1	3:38.038	1:44.829	1:13.589	39.620	201.9	3:38.038
2	1	2:39.327	45.012	1:13.723	40.592	222.2	5:33.815	2	1	2:32.255	45.356	1:09.021	37.878	225.0	6:10.293
3	1	2:34.938	44.066	1:09.990	40.882	233.3	8:08.753	3	1	2:30.491	43.263	1:09.783	37.445	219.1	8:40.784
4	1	2:32.730	41.429	1:13.513	37.788	248.3	10:41.483	4	1	2:25.807	41.531	1:07.237	37.039	259.6	11:06.591
5	1	2:24.874	41.341	1:07.044	36.489	240.5	13:06.357	5	1	2:25.442	41.593	1:06.928	36.921	259.6	13:32.033
6	1	2:45.988	40.710	1:06.835	58.443	238.9	15:52.345	6	1	2:24.763	40.764	1:07.321	36.678	261.5	15:56.796
7	1	2:51.152 B	48.933	1:13.068	49.151	218.2	18:43.497	7	1	2:32.377 B	40.923	1:07.848	43.606	263.4	18:29.173
8	1	4:02.234	2:18.390	1:07.063	36.781	225.0	22:45.731	8	1	3:36.749	1:51.754	1:07.591	37.404	259.6	22:05.922
9	1	2:22.212	40.766	1:05.496	35.950	241.1	25:07.943	9	1	2:24.199	40.534	1:06.209	37.456	264.7	24:30.121
10	1	2:22.733	40.577	1:06.167	35.989	255.3	27:30.676	10	1	2:36.991 B	40.534	1:07.032	49.425	265.4	27:07.112
11	1	2:25.019	40.334	1:06.029	38.656	262.8	29:55.695								
12	1	2:24.687	41.402	1:06.556	36.729	255.3	32:20.382								
203 Inter Europol Competition Ligier LMP3															
1.Jakub Smiechowski								LMP3							
1	1	3:16.253	1:21.015	1:15.244	39.994	186.2	3:16.253	1	1	3:17.407	1:22.404	1:14.365	40.638	193.9	3:17.407
2	1	2:26.432	42.595	1:06.984	36.853	244.9	5:42.685	2	1	2:27.849	43.435	1:07.177	37.237	244.9	5:45.256
3	1	2:28.622	45.103	1:06.332	37.187	240.5	8:11.307	3	1	2:27.325	42.835	1:07.124	37.366	221.8	8:12.581
4	1	2:25.980	40.848	1:07.704	37.428	250.6	10:37.287	4	1	2:25.640	42.064	1:06.699	36.877	248.8	10:38.221
5	1	2:21.044	41.119	1:03.833	36.092	249.4	12:58.331	5	1	2:24.643	42.093	1:05.814	36.736	247.7	13:02.864
6	1	2:20.745	40.227	1:04.121	36.397	254.1	15:19.076	6	1	2:23.448	41.816	1:04.786	36.846	250.0	15:26.312
7	1	2:31.819 B	43.766	1:04.295	43.758	245.5	17:50.895	7	1	2:32.490 B	41.688	1:06.273	44.529	251.2	17:58.802
8	1	5:05.494	3:25.029	1:04.565	35.900	253.5	22:56.389	8	1	6:59.574	5:06.164	1:13.782	39.628	220.0	24:58.376
9	1	2:19.865	39.992	1:04.244	35.629	258.4	25:16.254	9	1	2:29.368	43.265	1:08.470	37.633	249.4	27:27.744
10	1	2:19.154	39.932	1:03.676	35.546	258.4	27:35.408	10	1	2:23.826	41.747	1:05.675	36.404	255.9	29:51.570
11	1	2:20.285	39.962	1:03.217	37.106	259.6	29:55.693	11	1	2:22.105	41.164	1:04.635	36.306	257.1	32:13.675
12	1	2:19.244	40.121	1:03.483	35.640	259.0	32:14.937								
204 Inter Europol Competition Ligier LMP3															
1.Philippe Bourgois								LMP3							
1	1	3:17.407	1:22.404	1:14.365	40.638	193.9	3:17.407	1	1	3:03.090	1:06.510	1:16.321	40.259	190.1	3:03.090
2	1	2:27.849	43.435	1:07.177	37.237	244.9	5:45.256	2	1	2:28.992	42.881	1:07.637	38.474	246.0	5:32.082
3	1	2:27.325	42.835	1:07.124	37.366	221.8	8:12.581	3	1	2:28.203	42.673	1:07.560	37.970	246.0	8:00.285
4	1	2:25.640	42.064	1:06.699	36.877	248.8	10:38.221	4	1	2:22.843	41.464	1:05.086	36.293	250.6	10:23.128
5	1	2:24.643	42.093	1:05.814	36.736	247.7	13:02.864	5	1	2:32.665 B	41.268	1:05.181	46.216	251.2	12:55.793
6	1	2:23.448	41.816	1:04.786	36.846	250.0	15:26.312	6	1	5:32.743	3:49.900	1:06.139	36.704	246.6	18:28.536
7	1	2:32.490 B	41.688	1:06.273	44.529	251.2	17:58.802	7	1	2:19.934	40.618	1:03.496	35.820	254.1	20:48.470
8	1	6:59.574	5:06.164	1:13.782	39.628	220.0	24:58.376	8	1	2:19.391	40.534	1:03.253	35.604	252.9	23:07.861
9	1	2:29.368	43.265	1:08.470	37.633	249.4	27:27.744	9	1	2:19.025	40.270	1:03.137	35.618	254.7	25:26.886
10	1	2:23.826	41.747	1:05.675	36.404	255.9	29:51.570	10	1	2:27.184 B	40.098	1:03.910	43.176	254.7	27:54.070
11	1	2:22.105	41.164	1:04.635	36.306	257.1	32:13.675								
222															



GT & PROTOTYPE CHALLENGE

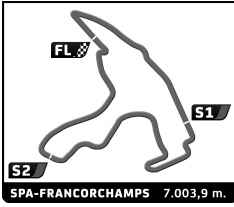
SPA EURO RACE

QUALIFYING

Sector Analysis

■ Personal Best
 ■ Session Best
 ■ Crossing the finish line in pit lane

Lap	D	Time	Sector 1	Sector 2	Sector 3	T. Spd	Elapsed	Lap	D	Time	Sector 1	Sector 2	Sector 3	T. Spd	Elapsed	
301		Deldiche Racing					Norma 20FC CN		9	1	2:42.459	47.660	1:11.461	43.338	206.9	29:57.201
		1.Luc de Cock							10	1	2:41.049	47.418	1:11.542	42.089	208.1	32:38.250
		2.Tim Joosen														
1	1	2:49.540	1:02.791	1:08.997	37.752	210.5	2:49.540									
2	1	2:31.610	43.945	1:09.425	38.240	212.6	5:21.150									
3	1	2:36.648	46.621	1:11.896	38.131	193.9	7:57.798									
4	1	2:21.108	42.016	1:02.269	36.823	234.3	10:18.906									
5	1	2:22.286	41.641	1:03.596	37.049	236.3	12:41.192									
6	1	2:20.661	41.758	1:02.018	36.885	235.3	15:01.853									
7	1	2:37.526	42.461	1:06.381	48.684	235.3	17:39.379									
8	1	4:19.316	2:36.699	1:05.427	37.190	228.3	21:58.695									
9	1	2:25.294	42.281	1:05.986	37.027	235.8	24:23.989									
10	1	2:25.907	42.035	1:05.622	38.250	236.8	26:49.896									
11	1	2:25.067	42.083	1:05.346	37.638	236.3	29:14.963									
12	1	2:23.935	42.133	1:04.519	37.283	235.3	31:38.898									
333		Norma Benelux					Norma M20FC CN									
		1.David Houthoofd														
1	1	2:57.684	55.942	1:20.452	41.290	177.6	2:57.684									
2	1	2:33.311	45.164	1:08.543	39.604	220.4	5:30.995									
3	1	2:31.819	43.905	1:09.081	38.833	219.5	8:02.814									
4	1	2:36.486	43.451	1:05.788	47.247	225.0	10:39.300									
5	1	3:53.448	2:09.872	1:05.448	38.128	216.9	14:32.748									
6	1	2:26.042	43.343	1:04.486	38.213	223.6	16:58.790									
7	1	2:25.234	43.167	1:04.214	37.853	224.5	19:24.024									
8	1	2:25.101	42.787	1:03.840	38.474	225.9	21:49.125									
9	1	2:28.129	45.569	1:04.800	37.760	220.9	24:17.254									
10	1	2:25.926	42.717	1:05.266	37.943	229.8	26:43.180									
11	1	2:24.958	42.810	1:03.650	38.498	225.9	29:08.138									
12	1	2:25.884	42.819	1:03.753	39.312	226.4	31:34.022									
396		VR Motorsport					Praga R1T CN									
		1.Tim Gray														
		2.Oliver Hewitt														
1	1	3:03.847	1:03.731	1:18.014	42.102	196.4	3:03.847									
2	1	2:31.550	44.409	1:08.640	38.501	223.1	5:35.397									
3	1	2:31.694	44.302	1:08.394	38.998	232.8	8:07.091									
4	1	2:29.512	43.099	1:08.307	38.106	234.3	10:36.603									
5	1	2:27.908	43.332	1:06.909	37.667	232.8	13:04.511									
6	1	2:29.394	43.022	1:07.042	39.330	233.3	15:33.905									
7	1	2:26.386	43.090	1:05.312	37.984	232.3	18:00.291									
8	1	2:33.380	42.616	1:05.016	45.748	232.8	20:33.671									
9	1	4:16.252	2:25.038	1:10.928	40.286	203.8	24:49.923									
10	1	2:32.633	44.657	1:08.576	39.400	229.8	27:22.556									
11	1	2:32.219	44.073	1:08.222	39.924	231.8	29:54.775									
12	1	2:35.277	44.824	1:10.105	40.348	230.8	32:30.052									
401		Blueberry Racing					Praga R1 Radical SR3									
		1.Fiona James														
1	1	3:19.700	1:17.370	1:18.364	43.966	160.0	3:19.700									
2	1	2:46.814	49.614	1:14.160	43.040	189.5	6:06.514									
3	1	2:45.371	49.298	1:13.417	42.656	204.5	8:51.885									
4	1	2:43.279	48.063	1:12.805	42.411	204.2	11:35.164									
5	1	2:43.203	48.047	1:12.744	42.412	205.7	14:18.367									
6	1	2:51.899	48.230	1:12.413	51.256	203.8	17:10.266									
7	1	7:20.787	5:25.118	1:12.320	43.349	206.9	24:31.053									
8	1	2:43.689	49.031	1:12.692	41.966	204.5	27:14.742									




GT & PROTOTYPE CHALLENGE
SPA EURO RACE
RACE 1 (60' +1 lap)

Starting Grid

Paul Fleury	TCS Motorsport	128	- 8 -		
2:41.341					2:41.403
Dirk Schulz	Topper Team	109	- 7 -	402	Blueberry Racing Dick van Elk
2:37.168					2:41.049
Herve Maillien	TransAm Euroracing	180	- 6 -	401	Blueberry Racing Fiona James
2:34.174					2:35.319
Alexis van de Poele	TransAm Euroracing	181	- 5 -	403	Wim Jeuris Wim Jeuris
2:24.958					2:26.386
David Houthoofd	Norma Benelux	333	- 4 -	396	VR Motorsport Tim Gray
2:22.212					2:24.199
Jean-Pierre Lequeux	Prime Racing	202	- 3 -	228	Oliver Freymuth Oliver Freymuth
2:20.661					2:22.105
Luc de Cock	Deldiche Racing	301	- 2 -	204	Inter Europol Competition Philippe Bourgois
2:19.025					2:19.154
David Hauser	Racing Experience	222	- 1 -	203	Inter Europol Competition Jakub Smiechowski

Pole

Stewards:	Timekeeper:
------------------	--------------------



GT & PROTOTYPE CHALLENGE

SPA EURO RACE

RACE 1 ((60' +1 lap))

Final Classification

Drivers	Team	Vehicle	Class	Laps	Total Time	Gap	Kph	Best Lap	
								Lap	Time Kph
1222 David Hauser	Racing Experience	Ligier LMP3	LMP3	26	1:03:38.294	-	106.6	7	2:21.369 178.4
2203 Jakub Smiechowski	Inter Europol Competition	Ligier LMP3	LMP3	26	1:03:56.946	+18.652	106.1	5	2:21.712 177.9
3204 Philippe Bourgois	Inter Europol Competition	Ligier LMP3	LMP3	26	1:05:01.282	+1:22.988	104.3	8	2:24.110 175.0
4301 Luc/Tim de Cock/Joosen	Deldiche Racing	Norma 20FC	CN	26	1:05:37.168	+1:58.874	103.4	22	2:22.611 176.8
5228 Oliver Freymuth	Oliver Freymuth	Renault RS01 Trophy	LMP3	26	1:05:51.730	+2:13.436	103.0	7	2:26.893 171.6
6333 David Houthoofd	Norma Benelux	Norma M20FC	CN	26	1:05:52.853	+2:14.559	103.0	23	2:25.928 172.8
7202 Jean-Pierre/Jean-Marc Lequeux/	Prime Racing	Ginetta G57	LMP3	25	1:04:18.205	1 Lap	101.5	6	2:24.212 174.8
8128 Paul Fleury	TCS Motorsport	Ginetta G50 GT5	Super GT	24	1:05:00.223	2 Laps	96.4	6	2:37.355 160.2
9180 Herve Maillien	TransAm Euroracing	HOWE Racing TA2	Super GT	24	1:05:08.689	2 Laps	96.1	8	2:36.744 160.9
10109 Dirk Schulz-Bleekemolen-Bleeke	Topper Team	Porsche 997 GT3 Cup	Super GT	24	1:05:38.770	2 Laps	95.4	22	2:33.935 163.8
11403 Wim Jeuris	Wim Jeuris	Radical SR3L	RSR3	24	1:05:57.937	2 Laps	95.0	17	2:33.961 163.8
12401 Fiona James	Blueberry Racing	Praga R1	RSR3	23	1:04:19.181	3 Laps	93.3	9	2:41.263 156.4
13402 Dick van Elk	Blueberry Racing	Praga R1	RSR3	23	1:04:26.368	3 Laps	93.2	9	2:38.907 158.7

Not classified:

396 Tim/Oliver Gray/Hewitt	VR Motorsport	Praga R1T	CN	4	11:07.209			2	2:26.397 172.2
181 Alexis/Eric van de Poelle/van d	TransAm Euroracing	HOWE Racing TA2	Super GT	4	12:26.884			2	2:35.408 162.2

Pole Position

D. Hauser	2:19.025	181.4 Kph
-----------	-----------------	-----------

Fastest Lap

Lap 7	David Hauser	2:21.369	178.4 Kph
-------	--------------	-----------------	-----------

Published at:


Track Status: **DRY**

Stewards:	Timekeeper:
-----------	-------------

GP

GT & PROTOTYPE CHALLENGE

POWERED BY  HANKOOK



GT & PROTOTYPE CHALLENGE SPA EURO RACE RACE 1

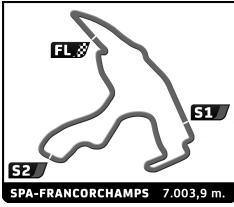
Final Classification by Class

Nr. Drivers	Team	Car	Laps	Total Time	Gap	Kph	Best Lap	
							Lap	Time Kph
CN								
1 301 L. de Cock/Joosen / .	Deldiche Racing	Norma 20FC	26	1:05:37.168		166.5	22	2:22.611 176.8
2 333 D. Houthoofd	Norma Benelux	Norma M20FC	26	1:05:52.853	+15.685	165.8	23	2:25.928 172.8
Not classified:								
396 T. Gray/Hewitt / .	VR Motorsport	Praga R1T	4	11:07.209		151.2	2	2:26.397 172.2
LMP3								
1 222 D. Hauser	Racing Experience	Ligier LMP3	26	1:03:38.294		171.7	7	2:21.369 178.4
2 203 J. Smiechowski	Inter Europol Competition	Ligier LMP3	26	1:03:56.946	+18.652	170.9	5	2:21.712 177.9
3 204 P. Bourgois	Inter Europol Competition	Ligier LMP3	26	1:05:01.282	+1'22.988	168.0	8	2:24.110 175.0
4 228 O. Freymuth	Oliver Freymuth	Renault RS01 Trophy	26	1:05:51.730	+2'13.436	165.9	7	2:26.893 171.6
5 202 J. Lequeux/Ueberecken / .	Prime Racing	Ginetta G57	25	1:04:18.205	1 Laps	163.4	6	2:24.212 174.8
RSR3								
1 403 W. Jeuris	Wim Jeuris	Radical SR3L	24	1:05:57.937		152.9	17	2:33.961 163.8
2 401 F. James	Blueberry Racing	Praga R1	23	1:04:19.181	1 Laps	150.3	9	2:41.263 156.4
3 402 D. van Elk	Blueberry Racing	Praga R1	23	1:04:26.368	1 Laps	150.0	9	2:38.907 158.7
Super GT								
1 128 P. Fleury	TCS Motorsport	Ginetta G50 GT3	24	1:05:00.223		155.2	6	2:37.355 160.2
2 180 H. Maillien / .	TransAm Euroracing	HOWE Racing TA2	24	1:05:08.689	+8.466	154.8	8	2:36.744 160.9
3 109 D. Schulz-Bleekemolen-Bleeke / . / .	Topper Team	Porsche 997 GT3 Cup	24	1:05:38.770	+38.547	153.6	22	2:33.935 163.8
Not classified:								
181 A. van de Poele/van de Poele / .	TransAm Euroracing	HOWE Racing TA2	4	12:26.884		135.0	2	2:35.408 162.2

Published at:

Track Status: **DRY**

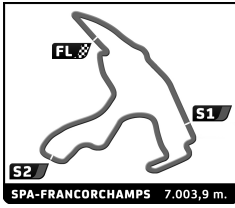
Stewards:	Timekeeper:
-----------	-------------



GT & PROTOTYPE CHALLENGE
SPA EURO RACE
RACE 1

Lap Chart


Nr	Pos	Grid	LAP																									
			1	2	3	4	5	6	7	8	9	10	11	12	13	14	15	16	17	18	19	20	21	22	23	24	25	26
222	1	222	222	222	222	222	222	222	222	222	222	222	222	222	222	222	222	222	222	222	222	222	222	222	222	222	222	222
203	2	203	202	203	203	203	203	203	203	203	203	203	203	203	203	203	203	203	203	203	203	203	203	203	203	203	203	203
301	3	301	203	202	204	204	204	204	204	204	204	204	204	204	333	204	204	204	204	204	204	204	204	204	204	204	204	204
204	4	204	204	204	202	202	202	202	202	202	202	228	228	228	333	204	333	333	333	333	228	228	228	228	228	301	301	301
202	5	202	396	396	228	228	228	228	228	228	228	301	301	333	228	202	228	228	228	228	333	333	333	301	228	228	228	228
228	6	228	228	228	333	333	333	301	301	301	333	333	301	202	228	301	301	301	301	301	301	301	301	301	333	333	333	333
333	7	333	333	301	301	301	301	333	333	333	202	202	202	301	301	202	202	202	202	202	202	202	202	202	202	202	202	202
396	8	396	301	333	396	180	180	180	180	180	180	180	180	128	403	180	180	180	180	180	180	180	180	180	128	128	128	128
181	9	181	181	181	181	403	128	128	128	128	128	128	403	180	128	128	128	128	128	128	128	128	128	128	180	180	180	
403	10	403	180	180	403	128	403	401	401	403	403	403	401	128	403	403	403	403	403	403	403	403	403	403	403	109	109	
180	11	180	403	403	180	401	401	403	403	401	401	401	180	401	401	401	109	109	109	109	109	109	109	109	403	403	403	
401	12	401	128	128	128	109	109	109	402	402	402	109	109	109	109	109	401	401	401	401	401	401	401	401	401	401	401	
109	13	109	401	401	401	402	402	402	109	109	109	402	402	402	402	402	402	402	402	402	402	402	402	402	402	402	402	
402	14	402	109	109	402	396																						
128	15	128	402	402	109	181																						



GT & PROTOTYPE CHALLENGE SPA EURO RACE RACE 1

Best Sector Times

SECTOR 1			SECTOR 2			SECTOR 3			Pos	Team	Cl	Ideal Lap	Best Lap
Pos	Driver	Time	Driver	Time	Driver	Time	Pos	Team					
1	203 J.Smiechowski	40.524	301 L.de Cock/Joosen	1:03.193	222 D.Hauser	36.119	1	222 Racing Experience	LMP3	2:21.185	2:21.369	(1)	
2	202 J.Lequeux/Leberacken	40.708	222 D.Hauser	1:04.167	203 J.Smiechowski	36.302	2	203 Inter Europol Competition	LMP3	2:21.459	2:21.712	(2)	
3	222 D.Hauser	40.899	333 D.Houthoofd	1:04.522	204 P.Bourgois	36.446	3	301 Deldiche Racing	CN	2:22.187	2:22.611	(3)	
4	228 O.Freymuth	41.179	203 J.Smiechowski	1:04.633	202 J.Lequeux/Leberacken	36.685	4	4204 Inter Europol Competition	LMP3	2:23.819	2:24.110	(4)	
5	204 P.Bourgois	41.437	396 T.Gray/Hewitt	1:05.855	301 L.de Cock/Joosen	36.935	5	202 Prime Racing	LMP3	2:23.993	2:24.212	(5)	
6	301 L.de Cock/Joosen	42.059	204 P.Bourgois	1:05.936	396 T.Gray/Hewitt	37.078	6	333 Norma Benelux	CN	2:25.213	2:25.928	(6)	
7	333 D.Houthoofd	42.859	202 J.Lequeux/Leberacken	1:06.600	228 O.Freymuth	37.516	7	396 VR Motorsport	CN	2:26.397	2:26.397	(7)	
8	109 D.Schulz-Bloekemolen-Bleek	43.145	228 O.Freymuth	1:07.718	333 D.Houthoofd	37.832	8	228 Oliver Freymuth	LMP3	2:26.413	2:26.893	(8)	
9	181 A.van de Poel/van de Poel	43.195	403 W.Jeuris	1:09.611	109 D.Schulz-Bloekemolen-Bleek	39.252	9	403 Wim Jeuris	RSR3	2:33.648	2:33.961	(10)	
10	396 T.Gray/Hewitt	43.464	402 D.van Elk	1:10.612	403 W.Jeuris	39.397	10	109 Topper Team	Super GT	2:33.710	2:33.935	(9)	
11	180 H.Maillien	44.551	109 D.Schulz-Bloekemolen-Bleek	1:11.313	181 A.van de Poel/van de Poel	39.497	11	181 TransAm Euroracing	Super GT	2:35.408	2:35.408	(11)	
12	403 W.Jeuris	44.640	401 F.James	1:11.609	180 H.Maillien	39.767	12	180 TransAm Euroracing	Super GT	2:36.408	2:36.744	(12)	
13	128 P.Fleury	44.909	128 P.Fleury	1:11.649	128 P.Fleury	39.879	13	128 TCS Motorsport	Super GT	2:36.437	2:37.355	(13)	
14	402 D.van Elk	46.778	180 H.Maillien	1:12.090	402 D.van Elk	40.895	14	402 Blueberry Racing	RSR3	2:38.285	2:38.907	(14)	
15	401 F.James	47.454	181 A.van de Poel/van de Poel	1:12.716	401 F.James	42.076	15	401 Blueberry Racing	RSR3	2:41.139	2:41.263	(15)	



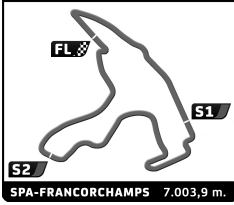
GT & PROTOTYPE CHALLENGE

SPA EURO RACE

After RACE 1

Event maximum speed


Team	Car	Class	Driver	Top Speed	Lap	Session
228 Oliver Freymuth	Renault RS01 Trophy	LMP3	Oliver Freymuth	265.4	10	QUALIFYING
202 Prime Racing	Ginetta G57	LMP3	<small>Jean-Pierre/Jean-Marc Lequart/Udoersdam</small>	262.8	11	QUALIFYING
203 Inter Europol Competition	Ligier LMP3	LMP3	Jakub Smiechowski	259.6	11	QUALIFYING
204 Inter Europol Competition	Ligier LMP3	LMP3	Philippe Bourgois	257.1	11	QUALIFYING
222 Racing Experience	Ligier LMP3	LMP3	David Hauser	254.7	9	QUALIFYING
181 TransAm Euroracing	HOWE Racing TA2	Super GT	<small>Alexis/Eric van de Poelle/van de Poelle</small>	247.1	8	QUALIFYING
109 Topper Team	Porsche 997 GT3 Cup	Super GT	Dirk Schutz-Bleekermolen-Bleeke	246.6	21	RACE 1
79			Colin Noble	244.9	10	FREE PRACTICE 2
180 TransAm Euroracing	HOWE Racing TA2	Super GT	Herve Maillien	244.3	9	QUALIFYING
196			Jack Butel	242.7	12	FREE PRACTICE 2
28			Paul Bailey	241.6	7	FREE PRACTICE 2
396 VR Motorsport	Praga R1T	CN	Tim/Oliver Gray/Hewitt	237.9	1	RACE 1
301 Deldiche Racing	Norma 20FC	CN	Luc/Tim de Cock/Joosen	236.8	10	QUALIFYING
126			Jos Jansen	236.3	9	FREE PRACTICE 2
14			TBA TBA	236.3	7	FREE PRACTICE 2
103			tba	231.8	3	FREE PRACTICE 2
333 Norma Benelux	Norma M20FC	CN	David Houthoofd	229.8	10	QUALIFYING
12			TBA	229.3	4	FREE PRACTICE 2
403 Wim Jeuris	Radical SR3L	RSR3	Wim Jeuris	228.3	17	RACE 1
16			TBA TBA	227.4	4	FREE PRACTICE 2
128 TCS Motorsport	Ginetta G50 GT\$	Super GT	Paul Fleury	225.5	16	RACE 1
102			tba tba	220.9	12	FREE PRACTICE 2
9			tba tba	219.1	9	FREE PRACTICE 2
402 Blueberry Racing	Praga R1	RSR3	Dick van Elk	212.2	7	RACE 1
401 Blueberry Racing	Praga R1	RSR3	Fiona James	208.5	9	RACE 1
2			Tom WEBB	199.3	12	FREE PRACTICE 1



GT & PROTOTYPE CHALLENGE
SPA EURO RACE
RACE 1

Fastest Lap Sequence

Practice Time	Team	Car	Class	Driver	Time	Kph	
4:50.646	222 Racing Experience	Ligier LMP3	LMP3	David Hauser	2:23.692	175.5	2
7:13.597	222 Racing Experience	Ligier LMP3	LMP3	David Hauser	2:22.951	176.4	3
7:16.525	203 Inter Europol Competition	Ligier LMP3	LMP3	Jakub Smiechowski	2:22.292	177.2	3
9:35.112	222 Racing Experience	Ligier LMP3	LMP3	David Hauser	2:21.515	178.2	4
16:39.955	222 Racing Experience	Ligier LMP3	LMP3	David Hauser	2:21.369	178.4	7




GT & PROTOTYPE CHALLENGE
SPA EURO RACE
RACE 1

Analysis by lap

Lapped

Nr	Lap Time	Gap	Nr	Lap Time	Gap	Nr	Lap Time	Gap	Nr	Lap Time	Gap	Nr	Lap Time	Gap
Lap 1			202	2:26.354	14.188	203	2:25.215	6.464	Lap 12			401	2:43.699	1 Lap
222	2:26.954		228	2:28.260	27.418	401	2:43.110	1 Lap	222	2:21.881		202	2:27.854	2:19.352
202	2:28.518	1.564	333	2:26.988	28.172	403	2:37.972	1 Lap	203	2:24.528	10.050	Lap 16		
203	2:28.774	1.820	301	2:27.684	30.425	402	2:41.769	1 Lap	128	2:46.069	1 Lap	222	2:22.313	
204	2:29.892	2.938	180	2:38.861	1:00.938	109	2:45.357	1 Lap	204	2:34.300	45.119	109	2:36.759	2 Laps
396	2:33.846	6.892	403	2:40.981	1:02.193	204	2:24.110	21.481	403	2:36.034	1 Lap	203	2:23.061	4.008
228	2:35.667	8.713	128	2:38.953	1:04.544	202	2:25.514	26.167	333	2:27.296	1:09.581	402	2:39.116	2 Laps
333	2:36.753	9.799	401	2:43.832	1:25.856	228	2:27.568	48.018	228	2:34.636	1:15.558	204	2:25.583	34.801
301	2:36.807	9.853	109	2:45.540	1:31.597	301	2:28.010	49.088	401	2:50.811	1 Lap	180	2:37.697	1 Lap
181	2:39.690	12.736	402	2:45.945	1:31.770	333	2:27.737	49.474	180	3:54.912	1 Lap	333	2:27.349	1:17.609
180	2:42.088	15.134	396	3:20.174	1:32.097	180	2:36.744	1:59.576	202	2:27.201	1:58.709	128	2:38.805	1 Lap
403	2:42.576	15.622	Lap 5			128	2:38.106	2:07.324	Lap 13			228	2:27.489	1:23.746
128	2:44.329	17.375	222	2:21.621		Lap 9			222	2:28.274		301	2:27.489	1:23.746
401	2:47.609	20.655	203	2:21.712	4.884	222	2:21.864		203	2:23.382	5.158	403	2:35.938	1 Lap
109	2:51.085	24.131	204	2:24.800	15.292	203	2:22.161	6.761	109	4:07.166	2 Laps	202	2:24.827	2:21.866
402	2:51.653	24.699	202	2:25.903	18.470	403	2:38.550	1 Lap	301	4:40.869	1 Lap	Lap 17		
Lap 2			181	4:31.949	1 Lap	204	2:27.904	27.521	402	3:59.749	2 Laps	222	2:23.539	
222	2:23.692		228	2:27.863	33.660	401	2:42.853	1 Lap	333	2:34.301	1:15.608	203	2:22.368	2.837
203	2:25.459	3.587	333	2:27.942	34.493	402	2:39.904	1 Lap	403	2:46.924	1 Lap	109	2:35.233	2 Laps
202	2:27.539	5.411	301	2:26.926	35.730	109	2:47.277	1 Lap	180	2:38.476	1 Lap	401	2:43.706	2 Laps
204	2:26.658	5.904	180	2:36.836	1:16.153	228	2:27.188	53.342	204	3:47.192	2:04.037	204	2:25.709	36.971
396	2:26.397	9.597	128	2:37.467	1:20.390	301	2:26.858	54.082	202	2:37.103	2:07.538	402	2:40.137	2 Laps
228	2:29.314	14.335	403	2:45.857	1:26.429	333	2:28.026	55.636	128	3:56.120	1 Lap	180	2:37.786	1 Lap
301	2:29.672	15.833	401	2:43.944	1:48.179	202	2:51.833	56.136	Lap 14			333	2:33.456	1:27.526
333	2:30.101	16.208	109	2:44.487	1:54.463	180	2:37.868	2:15.580	203	2:30.255		228	2:27.573	1:27.780
181	2:35.408	24.452	402	2:44.899	1:55.048	Lap 10			228	3:59.548	1 Lap	128	2:38.891	1 Lap
180	2:37.345	28.787	Lap 6			222	2:23.308		228	4:08.675	2 Laps	301	2:24.004	1:51.006
403	2:37.905	29.835	222	2:21.853		128	2:39.156	1 Lap	401	2:23.374	1 Lap	403	2:34.685	1 Lap
128	2:37.673	31.356	203	2:21.904	4.935	203	2:22.454	5.907	301	2:36.772	2 Laps	Lap 18		
401	2:44.974	41.937	204	2:24.546	17.985	204	2:26.360	30.573	109	2:39.247	2 Laps	222	2:22.245	
109	2:44.373	44.812	202	2:24.212	20.829	403	2:35.750	1 Lap	402	2:39.247	2 Laps	202	2:26.630	1 Lap
402	2:44.821	45.828	228	2:27.403	39.210	401	2:41.263	1 Lap	222	4:02.373	1:26.960	203	2:22.470	3.062
Lap 3			301	2:26.713	40.590	402	2:38.907	1 Lap	204	2:26.934	1:55.558	109	2:35.251	2 Laps
222	2:22.951		333	2:28.383	41.023	228	2:27.732	57.766	180	2:38.168	1 Lap	401	2:42.068	2 Laps
203	2:22.292	2.928	180	2:37.372	1:31.672	301	2:28.056	58.830	128	2:38.149	1 Lap	204	2:25.773	40.499
204	2:26.123	9.076	128	2:37.355	1:35.892	333	2:26.948	59.276	333	3:54.340	2:34.535	402	2:40.002	2 Laps
202	2:26.889	9.349	401	2:44.387	2:10.713	109	2:47.583	1 Lap	228	2:27.869	2:39.288	228	2:28.487	1:34.022
228	2:29.289	20.673	403	3:11.759	2:16.335	202	3:15.168	1:47.996	403	4:10.749	1 Lap	180	2:38.606	1 Lap
333	2:29.442	22.699	109	2:45.983	2:18.593	Lap 11			301	2:23.644	3:14.375	333	2:39.370	1:44.651
301	2:31.374	24.256	402	2:45.898	2:19.093	222	2:22.808		401	2:42.174	1 Lap	128	2:38.728	1 Lap
396	2:46.792	33.438	Lap 7			203	2:24.304	7.403	109	2:35.445	1 Lap	301	2:24.430	1:53.191
181	2:39.837	41.338	222	2:21.369		180	2:44.983	1 Lap	202	4:08.247	3:40.372	403	2:33.961	1 Lap
403	2:35.843	42.727	203	2:21.967	5.533	128	2:39.806	1 Lap	Lap 15			Lap 19		
180	2:37.756	43.592	204	2:25.039	21.655	204	2:24.935	32.700	222	2:21.914		222	2:21.849	
128	2:38.701	47.106	202	2:25.477	24.937	403	2:35.062	1 Lap	203	3:52.134	3.260	203	2:24.572	5.785
401	2:44.553	1:03.539	228	2:26.893	44.734	228	2:27.845	1:02.803	402	2:40.958	2 Laps	202	2:29.133	1 Lap
402	2:44.463	1:07.340	301	2:26.141	45.362	333	2:27.698	1:04.166	204	2:24.847	31.531	109	2:35.019	2 Laps
109	2:45.711	1:07.572	333	2:26.367	46.021	401	2:43.479	1 Lap	180	2:37.448	1 Lap	204	2:27.218	45.868
Lap 4			180	2:36.813	1:47.116	301	2:36.034	1:12.056	128	2:38.298	1 Lap	401	2:42.632	2 Laps
222	2:21.515		128	2:38.979	1:53.502	109	2:56.372	1 Lap	333	2:26.912	1:12.573	402	2:43.514	2 Laps
203	2:23.380	4.793	Lap 8			202	2:28.201	1:53.389	228	2:28.156	1:18.570	228	2:27.426	1:39.599
204	2:24.552	12.113	222	2:24.284		402	3:33.090	1 Lap	403	2:35.491	1 Lap	333	2:27.194	1:49.996




GT & PROTOTYPE CHALLENGE
SPA EURO RACE
RACE 1

Analysis by lap

■ Lapped

Nr	Lap Time	Gap	Nr	Lap Time	Gap	Nr	Lap Time	Gap	Nr	Lap Time	Gap	Nr	Lap Time	Gap
180	2:39.114	1 Lap	301	2:25.552	1:59.103									
301	2:24.156	1:55.498	228	2:28.301	1:59.114									
128	2:37.895	1 Lap	333	2:25.928	2:03.249									
Lap 20			401	2:43.428	2 Laps									
222	2:22.264		Lap 24											
203	2:25.867	9.388	222	2:23.313										
202	2:27.283	1 Lap	402	2:40.891	3 Laps									
403	2:38.627	2 Laps	203	2:24.142	15.531									
204	2:28.387	51.991	202	2:26.584	1 Lap									
109	2:36.797	2 Laps	128	2:39.940	2 Laps									
401	2:45.157	2 Laps	180	2:43.681	2 Laps									
402	2:43.914	2 Laps	204	2:27.905	1:09.207									
228	2:27.208	1:44.543	403	2:42.248	2 Laps									
333	2:26.722	1:54.454	109	2:33.935	2 Laps									
301	2:23.732	1:56.966	301	2:22.743	1:58.533									
180	2:38.640	1 Lap	228	2:29.581	2:05.382									
Lap 21			333	2:25.982	2:05.918									
222	2:22.872		Lap 25											
128	2:39.363	2 Laps	222	2:22.769										
203	2:25.101	11.617	203	2:25.725	18.487									
202	2:27.165	1 Lap	401	2:44.026	3 Laps									
403	2:36.426	2 Laps	402	2:40.221	3 Laps									
204	2:27.130	56.249	202	2:26.022	1 Lap									
109	2:34.439	2 Laps	128	2:38.857	2 Laps									
401	2:43.332	2 Laps	180	2:41.445	2 Laps									
228	2:27.421	1:49.092	204	2:28.294	1:14.732									
333	2:26.020	1:57.602	109	2:35.443	2 Laps									
301	2:23.714	1:57.808	403	2:56.277	2 Laps									
402	2:43.261	2 Laps	301	2:22.840	1:58.604									
Lap 22			228	2:27.403	2:10.016									
222	2:23.997		333	2:27.851	2:11.000									
180	2:39.522	2 Laps	Lap 26											
203	2:24.648	12.268	222	2:23.601										
128	2:39.061	2 Laps	203	2:23.766	18.652									
202	2:26.700	1 Lap	202	2:29.958	1 Lap									
403	2:38.021	2 Laps	401	2:44.564	3 Laps									
204	2:26.636	58.888	402	2:41.751	3 Laps									
109	2:33.977	2 Laps	128	2:39.732	2 Laps									
228	2:28.589	1:53.684	204	2:31.857	1:22.988									
301	2:22.611	1:56.422	180	2:43.784	2 Laps									
333	2:26.587	2:00.192	301	2:23.871	1:58.874									
401	2:44.905	2 Laps	109	2:34.623	2 Laps									
402	2:42.258	2 Laps	228	2:27.021	2:13.436									
Lap 23			333	2:27.160	2:14.559									
222	2:22.871		403	2:51.766	2 Laps									
203	2:25.305	14.702												
202	2:27.890	1 Lap												
180	2:52.744	2 Laps												
128	2:39.790	2 Laps												
403	2:38.535	2 Laps												
204	2:28.598	1:04.615												
109	2:34.143	2 Laps												



GT & PROTOTYPE CHALLENGE


SPA EURO RACE

RACE 1

Sector Analysis

■ Personal Best
■ Session Best
■ Crossing the finish line in pit lane

Lap	D	Time	Sector 1	Sector 2	Sector 3	T. Spd	Elapsed	Lap	D	Time	Sector 1	Sector 2	Sector 3	T. Spd	Elapsed	
109	Topper Team 1. Dirk Schulz-Bleekemolen- Porsche 997 GT3 Cup Super GT								1	1	2:42.088	47.700	1:13.602	40.786	225.9	2:42.088
	2	1	2:44.373	45.712	1:16.905	41.756	213.4	5:35.458	2	1	2:37.345	44.751	1:12.642	39.952	228.3	5:19.433
	3	1	2:45.711	46.176	1:16.899	42.636	197.1	8:21.169	3	1	2:37.756	44.724	1:12.797	40.235	232.8	7:57.189
	4	1	2:45.540	46.350	1:16.126	43.064	225.0	11:06.709	4	1	2:38.861	46.148	1:12.768	39.945	228.3	10:36.050
	5	1	2:44.487	45.763	1:16.619	42.105	224.1	13:51.196	5	1	2:36.836	44.785	1:12.090	39.961	227.4	13:12.886
	6	1	2:45.983	45.730	1:18.109	42.144	224.1	16:37.179	6	1	2:37.372	45.029	1:12.427	39.916	222.2	15:50.258
	7	1	2:45.357	46.104	1:17.689	41.564	209.3	19:22.536	7	1	2:36.813	44.769	1:12.277	39.767	225.5	18:27.071
	8	1	2:47.277	46.193	1:17.298	43.786	218.2	22:09.813	8	1	2:36.744	44.551	1:12.225	39.968	222.2	21:03.815
	9	1	2:47.583	45.762	1:19.400	42.421	233.3	24:57.396	9	1	2:37.868	44.694	1:12.782	40.392	229.8	23:41.683
	10	1	2:56.372	46.051	1:17.898	52.423	215.1	27:53.768	10	1	2:44.983	44.844	1:13.366	46.773	219.5	26:26.666
	11	1	4:07.166	2:13.152	1:14.431	39.583	207.7	32:00.934	11	1	3:54.912	2:01.818	1:12.778	40.316	221.3	30:21.578
	12	1	2:36.772	44.121	1:13.031	39.620	230.8	34:37.706	12	1	2:38.476	45.174	1:13.169	40.133	222.2	33:00.054
	13	1	2:35.445	43.534	1:12.230	39.681	229.8	37:13.151	13	1	2:38.168	44.813	1:12.870	40.485	222.7	35:38.222
	14	1	2:36.759	43.739	1:13.054	39.966	226.9	39:49.910	14	1	2:37.448	44.976	1:12.436	40.036	224.1	38:15.670
	15	1	2:35.233	43.625	1:12.190	39.418	228.8	42:25.143	15	1	2:37.697	44.901	1:12.533	40.263	227.8	40:53.367
	16	1	2:35.251	43.533	1:11.905	39.813	234.3	45:00.394	16	1	2:37.786	45.022	1:12.434	40.330	229.8	43:31.153
	17	1	2:35.019	43.781	1:11.778	39.460	232.8	47:35.413	17	1	2:38.606	44.729	1:12.889	40.988	220.0	46:09.759
	18	1	2:36.797	43.295	1:12.677	40.825	240.5	50:12.210	18	1	2:39.114	44.993	1:13.019	41.102	222.2	48:48.873
	19	1	2:34.439	43.368	1:11.790	39.281	243.2	52:46.649	19	1	2:38.640	44.895	1:12.820	40.925	215.6	51:27.513
	20	1	2:33.977	43.145	1:11.349	39.483	243.8	55:20.626	20	1	2:39.522	45.033	1:13.768	40.721	225.5	54:07.035
	21	1	2:34.143	43.319	1:11.313	39.511	246.6	57:54.769	21	1	2:52.744	45.056	1:14.587	53.101	228.3	56:59.779
	22	1	2:33.935	43.221	1:11.462	39.252	244.3	1:00:28.704	22	1	2:43.681	46.286	1:15.979	41.416	213.4	59:43.460
	23	1	2:35.443	43.198	1:11.554	40.691	241.1	1:03:04.147	23	1	2:41.445	45.367	1:15.049	41.029	210.5	1:02:24.905
	24	1	2:34.623	43.269	1:11.628	39.726	243.8	1:05:38.770	24	1	2:43.784	45.581	1:15.209	42.994	218.6	1:05:08.689
181	TransAm Euroracing 1. Alexis/Eric van de Poele/v HOWE Racing TA2 Super GT								1	1	2:39.690	46.181	1:13.620	39.889	227.8	2:39.690
	2	1	2:35.408	43.195	1:12.716	39.497	213.0	5:15.098	2	1	2:39.837	43.423	1:15.484	40.930	226.9	7:54.935
	3	1	2:39.837	43.423	1:15.484	40.930	226.9	7:54.935	4	1	4:31.949	44.437	1:13.781	2:33.731	237.9	12:26.884
202	Prime Racing 1. Jean-Pierre/Jean-Marc Le Ginetta G57 LMP3								1	1	2:28.518	43.131	1:07.791	37.596	239.5	2:28.518
	2	1	2:27.539	41.760	1:08.766	37.013	230.3	4:56.057	3	1	2:26.889	41.145	1:07.684	38.060	247.1	7:22.946
	4	1	2:26.354	41.809	1:07.462	37.083	238.9	9:49.300	4	1	2:26.354	41.809	1:07.462	37.083	238.9	9:49.300
	5	1	2:25.903	41.300	1:07.252	37.351	247.1	12:15.203	5	1	2:25.903	41.300	1:07.252	37.351	247.1	12:15.203
	6	1	2:24.212	40.708	1:06.724	36.780	254.7	14:39.415	6	1	2:24.212	40.708	1:06.724	36.780	254.7	14:39.415
	7	1	2:25.477	40.937	1:07.855	36.685	253.5	17:04.892	7	1	2:25.477	40.937	1:07.855	36.685	253.5	17:04.892
	8	1	2:25.514	41.045	1:07.236	37.233	261.5	19:30.406	8	1	2:25.514	41.045	1:07.236	37.233	261.5	19:30.406
	9	1	2:51.833	41.026	1:09.310	1:01.497	239.5	22:22.239	9	1	2:51.833	41.026	1:09.310	1:01.497	239.5	22:22.239
	10	1	3:15.168	1:27.798	1:09.668	37.702	212.6	25:37.407	10	1	3:15.168	1:27.798	1:09.668	37.702	212.6	25:37.407
	11	1	2:28.201	41.724	1:08.767	37.710	248.8	28:05.608	11	1	2:28.201	41.724	1:08.767	37.710	248.8	28:05.608
	12	1	2:27.201	41.396	1:08.365	37.440	249.4	30:32.809	12	1	2:27.201	41.396	1:08.365	37.440	249.4	30:32.809
	13	1	2:37.103	41.537	1:09.699	45.867	256.5	33:09.912	13	1	2:37.103	41.537	1:09.699	45.867	256.5	33:09.912
	14	1	4:08.247	2:21.839	1:08.175	38.233	238.9	37:18.159	14	1	4:08.247	2:21.839	1:08.175	38.233	238.9	37:18.159
	15	1	2:27.854	41.647	1:08.562	37.645	244.3	39:46.013	15	1	2:27.854	41.647	1:08.562	37.645	244.3	39:46.013
	16	1	2:24.827	41.138	1:06.600	37.089	261.5	42:10.840	16	1	2:24.827	41.138	1:06.600	37.089	261.5	42:10.840
	17	1	2:26.630	40.827	1:08.133	37.670	248.8	44:37.470	17	1	2:26.630	40.827	1:08.133	37.670	248.8	44:37.470
	18	1	2:29.133	41.025	1:10.218	37.890	241.1	47:06.603	18	1	2:29.133	41.025	1:10.218	37.890	241.1	47:06.603
	19	1	2:27.283	41.016	1:06.695	39.572	250.6	49:33.886	19	1	2:27.283	41.016	1:06.695	39.572	250.6	49:33.886
	20	1	2:27.165	41.497	1:06.847	38.821	251.2	52:01.051	20	1	2:27.165	41.497	1:06.847	38.821	251.2	52:01.051
	21	1	2:26.700	40.974	1:08.313	37.413	250.0	54:27.751	21	1	2:26.700	40.974	1:08.313	37.413	250.0	54:27.751
	22	1	2:27.890	41.149	1:09.170	37.571	252.3	56:55.641	22	1	2:27.890	41.149	1:09.170	37.571	252.3	56:55.641
	23	1	2:26.584	41.287	1:07.278	38.019	260.2	59:22.225	23	1	2:26.584	41.287	1:07.278	38.019	260.2	59:22.225
180	TransAm Euroracing 1. Herve Maillien HOWE Racing TA2 Super GT															



GT & PROTOTYPE CHALLENGE

SPA EURO RACE

RACE 1

Sector Analysis

■ Personal Best
 ■ Session Best
 ■ Crossing the finish line in pit lane

Lap	D	Time	Sector 1	Sector 2	Sector 3	T. Spd	Elapsed
24	1	2:26.022	41.107	1:07.378	37.537	254.7	1:01:48.247
25	1	2:29.958	42.203	1:08.392	39.363	242.2	1:04:18.205

Lap	D	Time	Sector 1	Sector 2	Sector 3	T. Spd	Elapsed
24	1	2:27.905	41.516	1:07.989	38.400	251.7	1:00:01.131
25	1	2:28.294	41.892	1:08.478	37.924	252.3	1:02:29.425
26	1	2:31.857	42.743	1:10.804	38.310	252.3	1:05:01.282

203		Inter Europol Competition						Ligier LMP3
1. Jakub Smiechowski								LMP3
Lap	D	Time	Sector 1	Sector 2	Sector 3	T. Spd	Elapsed	
1	1	2:28.774	44.479	1:07.211	37.084	243.2	2:28.774	
2	1	2:25.459	41.906	1:07.202	36.351	245.5	4:54.233	
3	1	2:22.292	41.345	1:04.633	36.314	250.0	7:16.525	
4	1	2:23.380	40.616	1:06.079	36.685	254.1	9:39.905	
5	1	2:21.712	40.671	1:04.739	36.302	252.3	12:01.617	
6	1	2:21.904	40.652	1:04.816	36.436	252.9	14:23.521	
7	1	2:21.967	40.600	1:05.008	36.359	252.9	16:45.488	
8	1	2:25.215	40.915	1:06.891	37.409	254.1	19:10.703	
9	1	2:22.161	40.786	1:04.991	36.384	252.9	21:32.864	
10	1	2:22.454	40.819	1:05.142	36.493	254.1	23:55.318	
11	1	2:24.304	40.951	1:05.946	37.407	252.9	26:19.622	
12	1	2:24.528	41.337	1:06.372	36.819	251.2	28:44.150	
13	1	2:23.382	41.054	1:05.817	36.511	252.3	31:07.532	
14	1	2:30.255 B	41.184	1:05.613	43.458	251.2	33:37.787	
15	1	3:52.134	2:10.194	1:05.394	36.546	251.2	37:29.921	
16	1	2:23.061	40.701	1:05.917	36.443	253.5	39:52.982	
17	1	2:22.368	40.691	1:05.311	36.366	255.9	42:15.350	
18	1	2:22.470	40.524	1:05.325	36.621	255.9	44:37.820	
19	1	2:24.572	41.449	1:06.518	36.605	252.9	47:02.392	
20	1	2:25.867	40.674	1:06.632	38.561	256.5	49:28.259	
21	1	2:25.101	41.196	1:05.748	38.157	253.5	51:53.360	
22	1	2:24.648	41.116	1:06.357	37.175	254.1	54:18.008	
23	1	2:25.305	41.124	1:07.059	37.122	252.9	56:43.313	
24	1	2:24.142	40.912	1:06.328	36.902	252.9	59:07.455	
25	1	2:25.725	42.144	1:06.126	37.455	250.0	1:01:33.180	
26	1	2:23.766	40.534	1:06.097	37.135	253.5	1:03:56.946	

222		Racing Experience						Ligier LMP3
1. David Hauser								LMP3
Lap	D	Time	Sector 1	Sector 2	Sector 3	T. Spd	Elapsed	
1	1	2:26.954	42.816	1:06.711	37.427	241.1	2:26.954	
2	1	2:23.692	42.009	1:05.063	36.620	245.5	4:50.646	
3	1	2:22.951	41.440	1:04.958	36.553	247.7	7:13.597	
4	1	2:21.515	41.151	1:04.245	36.119	249.4	9:35.112	
5	1	2:21.621	41.017	1:04.239	36.365	248.3	11:56.733	
6	1	2:21.853	41.003	1:04.644	36.206	248.8	14:18.586	
7	1	2:21.369	41.064	1:04.167	36.138	248.8	16:39.955	
8	1	2:24.284	42.729	1:05.253	36.302	244.3	19:04.239	
9	1	2:21.864	41.204	1:04.318	36.342	248.8	21:26.103	
10	1	2:23.308	40.899	1:04.926	37.483	251.7	23:49.411	
11	1	2:22.808	41.312	1:05.028	36.468	248.8	26:12.219	
12	1	2:21.881	41.123	1:04.368	36.390	248.8	28:34.100	
13	1	2:28.274 B	41.023	1:04.276	42.975	250.6	31:02.374	
14	1	4:02.373	2:21.331	1:04.729	36.313	246.6	35:04.747	
15	1	2:21.914	40.993	1:04.588	36.333	250.0	37:26.661	
16	1	2:22.313	40.984	1:04.272	37.057	249.4	39:48.974	
17	1	2:23.539	42.640	1:04.699	36.200	245.5	42:12.513	
18	1	2:22.245	41.034	1:04.973	36.238	252.9	44:34.758	
19	1	2:21.849	40.940	1:04.780	36.129	251.2	46:56.607	
20	1	2:22.264	41.064	1:04.193	37.007	251.2	49:18.871	
21	1	2:22.872	41.038	1:04.625	37.209	251.7	51:41.743	
22	1	2:23.997	41.151	1:05.234	37.612	251.7	54:05.740	
23	1	2:22.871	40.958	1:05.189	36.724	250.0	56:28.611	
24	1	2:23.313	42.014	1:04.906	36.393	240.0	58:51.924	
25	1	2:22.769	41.402	1:05.051	36.316	249.4	1:01:14.693	
26	1	2:23.601	41.075	1:05.150	37.376	249.4	1:03:38.294	


204		Inter Europol Competition						Ligier LMP3
1. Philippe Bourgois								LMP3
Lap	D	Time	Sector 1	Sector 2	Sector 3	T. Spd	Elapsed	
1	1	2:29.892	45.148	1:07.186	37.558	246.6	2:29.892	
2	1	2:26.658	42.259	1:07.251	37.148	249.4	4:56.550	
3	1	2:26.123	42.157	1:06.580	37.386	251.2	7:22.673	
4	1	2:24.552	41.808	1:06.298	36.446	251.2	9:47.225	
5	1	2:24.800	41.851	1:06.151	36.798	250.6	12:12.025	
6	1	2:24.546	41.812	1:06.008	36.726	250.0	14:36.571	
7	1	2:25.039	41.778	1:06.421	36.840	250.6	17:01.610	
8	1	2:24.110	41.483	1:05.936	36.691	251.2	19:25.720	
9	1	2:27.904	42.230	1:07.159	38.515	250.0	21:53.624	
10	1	2:26.360	42.783	1:06.385	37.192	238.4	24:19.984	
11	1	2:24.935	42.022	1:06.328	36.585	248.8	26:44.919	
12	1	2:34.300 B	41.907	1:06.669	45.724	248.8	29:19.219	
13	1	3:47.192	2:03.024	1:06.946	37.222	247.1	33:06.411	
14	1	2:26.934	42.323	1:07.421	37.190	248.3	35:33.345	
15	1	2:24.847	41.665	1:06.356	36.826	250.6	37:58.192	
16	1	2:25.583	42.182	1:06.181	37.220	248.8	40:23.775	
17	1	2:25.709	41.588	1:06.810	37.311	251.7	42:49.484	
18	1	2:25.773	41.437	1:07.024	37.312	255.3	45:15.257	
19	1	2:27.218	42.540	1:07.333	37.345	254.1	47:42.475	
20	1	2:28.387	41.682	1:07.812	38.893	255.3	50:10.862	
21	1	2:27.130	41.837	1:06.965	38.328	252.9	52:37.992	
22	1	2:26.636	41.544	1:07.567	37.525	253.5	55:04.628	
23	1	2:28.598	41.507	1:09.044	38.047	252.9	57:33.226	

228		Oliver Freymuth						Renault RS01 Trophy
1. Oliver Freymuth								LMP3
Lap	D	Time	Sector 1	Sector 2	Sector 3	T. Spd	Elapsed	
1	1	2:35.667	45.384	1:11.446	38.837	241.6	2:35.667	
2	1	2:29.314	42.383	1:08.761	38.170	257.8	5:04.981	
3	1	2:29.289	42.246	1:08.530	38.513	255.9	7:34.270	
4	1	2:28.260	41.944	1:08.204	38.112	257.8	10:02.530	
5	1	2:27.863	41.508	1:08.293	38.062	258.4	12:30.393	
6	1	2:27.403	41.713	1:08.115	37.575	257.1	14:57.796	
7	1	2:26.893	41.550	1:07.718	37.625	257.1	17:24.689	
8	1	2:27.568	41.894	1:08.158	37.516	257.1	19:52.257	
9	1	2:27.188	41.526	1:07.829	37.833	259.6	22:19.445	
10	1	2:27.732	41.409	1:08.573	37.750	260.9	24:47.177	
11	1	2:27.845	41.722	1:08.193	37.930	259.6	27:15.022	
12	1	2:34.636 B	41.531	1:08.405	44.700	257.1	29:49.658	
13	1	3:59.548	2:13.847	1:08.150	37.551	257.1	33:49.206	
14	1	2:27.869	41.600	1:08.413	37.856	260.2	36:17.075	
15	1	2:28.156	41.754	1:08.562	37.840	260.2	38:45.231	
16	1	2:27.489	41.523	1:08.387	37.579	259.6	41:12.720	
17	1	2:27.573	41.344	1:08.615	37.614	262.1	43:40.293	
18	1	2:28.487	41.472	1:08.683	38.332	262.1	46:08.780	
19	1	2:27.426	41.677	1:08.201	37.548	259.6	48:36.206	
20	1	2:27.208	41.268	1:08.081	37.859	260.2	51:03.414	
21	1	2:27.421	41.285	1:08.205	37.931	260.9	53:30.835	
22	1	2:28.589	41.526	1:09.252	37.811	259.6	55:59.424	



GT & PROTOTYPE CHALLENGE

POWERED BY HANKOOK



GT & PROTOTYPE CHALLENGE SPA EURO RACE RACE 1

Sector Analysis

Personal Best Session Best B Crossing the finish line in pit lane

Lap	D	Time	Sector 1	Sector 2	Sector 3	T. Spd	Elapsed
23	1	2:28.301	41.573	1:08.352	38.376	259.0	58:27.725
24	1	2:29.581	42.951	1:08.714	37.916	256.5	1:00:57.306
25	1	2:27.403	41.179	1:08.449	37.775	260.2	1:03:24.709
26	1	2:27.021	41.240	1:08.105	37.676	260.9	1:05:51.730

301		Deldiche Racing		Norma 20FC			
		1.Luc/Tim de Cock/Joosen		CN			
1	1	2:36.807	45.562	1:11.462	39.783	225.0	2:36.807
2	1	2:29.672	44.668	1:06.548	38.456	225.5	5:06.479
3	1	2:31.374	44.291	1:08.742	38.341	227.4	7:37.853
4	1	2:27.684	43.163	1:06.506	38.015	232.3	10:05.537
5	1	2:26.926	43.115	1:05.824	37.987	229.8	12:32.463
6	1	2:26.713	42.803	1:05.698	38.212	231.3	14:59.176
7	1	2:26.141	42.813	1:05.609	37.719	232.3	17:25.317
8	1	2:28.010	42.829	1:06.935	38.246	232.3	19:53.327
9	1	2:26.858	42.860	1:05.949	38.049	231.8	22:20.185
10	1	2:28.056	42.711	1:06.868	38.477	234.8	24:48.241
11	1	2:36.034	B 42.584	1:06.676	46.774	233.3	27:24.275
12	1	4:40.869	2:59.264	1:04.216	37.389	229.3	32:05.144
13	1	2:23.374	42.196	1:04.072	37.106	234.3	34:28.518
14	1	2:23.644	42.542	1:03.887	37.215	232.8	36:52.162
15	1	2:23.817	42.221	1:04.573	37.023	231.3	39:15.979
16	1	2:23.536	42.063	1:04.331	37.142	235.3	41:39.515
17	1	2:24.004	43.041	1:03.655	37.308	233.3	44:03.519
18	1	2:24.430	42.614	1:04.211	37.605	234.8	46:27.949
19	1	2:24.156	42.972	1:03.684	37.500	232.8	48:52.105
20	1	2:23.732	42.059	1:04.081	37.592	235.3	51:15.837
21	1	2:23.714	42.104	1:03.788	37.822	236.8	53:39.551
22	1	2:22.611	42.427	1:03.193	36.991	234.3	56:02.162
23	1	2:25.552	42.078	1:05.327	38.147	233.8	58:27.714
24	1	2:22.743	42.293	1:03.515	36.935	234.3	1:00:50.457
25	1	2:22.840	42.122	1:03.528	37.190	233.3	1:03:13.297
26	1	2:23.871	42.273	1:03.400	38.198	234.8	1:05:37.168


333		Norma Benelux		Norma M20FC			
		1.David Houthoofd		CN			
1	1	2:36.753	48.249	1:09.013	39.491	216.9	2:36.753
2	1	2:30.101	44.916	1:06.593	38.592	225.5	5:06.854
3	1	2:29.442	44.033	1:06.978	38.431	223.6	7:36.296
4	1	2:26.988	44.119	1:04.752	38.117	222.7	10:03.284
5	1	2:27.942	43.109	1:06.151	38.682	225.9	12:31.226
6	1	2:28.383	43.177	1:06.111	39.095	223.6	14:59.609
7	1	2:26.367	43.241	1:05.294	37.832	225.0	17:25.976
8	1	2:27.737	42.885	1:06.521	38.331	227.4	19:53.713
9	1	2:28.026	42.859	1:06.878	38.289	229.3	22:21.739
10	1	2:26.948	43.130	1:05.545	38.273	227.4	24:48.687
11	1	2:27.698	43.052	1:06.045	38.601	227.4	27:16.385
12	1	2:27.296	42.979	1:05.909	38.408	226.4	29:43.681
13	1	2:34.301	B 43.091	1:05.817	45.393	226.9	32:17.982
14	1	3:54.340	2:10.640	1:05.658	38.042	220.4	36:12.322
15	1	2:26.912	43.356	1:05.380	38.176	223.1	38:39.234
16	1	2:27.349	43.124	1:05.208	39.017	225.5	41:06.583
17	1	2:33.456	B 43.407	1:05.559	44.490	226.4	43:40.039
18	1	2:39.370	55.822	1:05.519	38.029	226.4	46:19.409
19	1	2:27.194	43.314	1:05.479	38.401	225.0	48:46.603
20	1	2:26.722	43.219	1:05.171	38.332	225.5	51:13.325
21	1	2:26.020	43.175	1:04.767	38.078	225.9	53:39.345

Lap	D	Time	Sector 1	Sector 2	Sector 3	T. Spd	Elapsed
22	1	2:26.587	43.462	1:04.522	38.603	226.9	56:05.932
23	1	2:25.928	43.074	1:04.970	37.884	223.1	58:31.860
24	1	2:25.982	43.073	1:05.067	37.842	226.4	1:00:57.842
25	1	2:27.851	43.002	1:06.296	38.553	225.9	1:03:25.693
26	1	2:27.160	43.074	1:05.467	38.619	225.9	1:05:52.853

396		VR Motorsport		Praga R1T			
		1.Tim/Oliver Gray/Hewitt		CN			
1	1	2:33.846	47.172	1:08.913	37.761	237.9	2:33.846
2	1	2:26.397	43.464	1:05.855	37.078	237.9	5:00.243
3	1	2:46.792	49.659	1:08.851	48.282	236.8	7:47.035
4	1	3:20.174	B 1:01.266	1:17.168	1:01.740	195.7	11:07.209

401		Blueberry Racing		Praga R1			
		1.Fiona James		RSR3			
1	1	2:47.609	52.619	1:12.389	42.601	202.2	2:47.609
2	1	2:44.974	48.521	1:13.602	42.851	205.3	5:32.583
3	1	2:44.553	48.639	1:13.236	42.678	206.1	8:17.136
4	1	2:43.832	48.274	1:12.744	42.814	206.5	11:00.968
5	1	2:43.944	48.046	1:12.884	43.014	205.3	13:44.912
6	1	2:44.387	48.349	1:13.122	42.916	205.3	16:29.299
7	1	2:43.110	48.180	1:12.393	42.537	206.1	19:12.409
8	1	2:42.853	48.112	1:12.665	42.076	205.7	21:55.262
9	1	2:41.263	47.458	1:11.609	42.196	208.5	24:36.525
10	1	2:43.479	47.712	1:12.201	43.566	207.3	27:20.004
11	1	2:50.811	B 47.454	1:12.773	50.584	206.9	30:10.815
12	1	4:08.675	2:13.503	1:12.565	42.607	203.8	34:19.490
13	1	2:42.174	47.929	1:12.133	42.112	204.5	37:01.664
14	1	2:43.699	48.400	1:12.820	42.479	201.9	39:45.363
15	1	2:43.706	48.501	1:12.489	42.716	206.5	42:29.069
16	1	2:42.068	47.900	1:12.078	42.090	206.9	45:11.137
17	1	2:42.632	47.685	1:12.398	42.549	208.1	47:53.769
18	1	2:45.157	48.933	1:12.602	43.622	203.4	50:38.926
19	1	2:43.332	47.830	1:12.692	42.810	205.7	53:22.258
20	1	2:44.905	48.453	1:13.470	42.982	204.5	56:07.163
21	1	2:43.428	47.917	1:12.960	42.551	204.9	58:50.591
22	1	2:44.026	48.248	1:13.137	42.641	206.9	1:01:34.617
23	1	2:44.564	47.746	1:13.584	43.234	206.9	1:04:19.181

402		Blueberry Racing		Praga R1			
		1.Dick van Elk		RSR3			
1	1	2:51.653	53.546	1:15.824	42.283	159.1	2:51.653
2	1	2:44.821	48.719	1:13.858	42.244	207.7	5:36.474
3	1	2:44.463	47.896	1:14.609	41.958	207.7	8:20.937
4	1	2:45.945	49.011	1:14.017	42.917	208.5	11:06.882
5	1	2:44.899	47.839	1:14.783	42.277	208.9	13:51.781
6	1	2:45.898	46.832	1:16.666	42.400	211.4	16:37.679
7	1	2:41.769	47.439	1:12.673	41.657	212.2	19:19.448
8	1	2:39.904	46.778	1:11.622	41.504	210.9	21:59.352
9	1	2:38.907	46.873	1:10.877	41.157	210.5	24:38.259
10	1	3:33.090	B 47.266	1:26.208	1:19.616	210.5	28:11.349
11	1	3:59.749	2:06.579	1:11.567	41.603	206.5	32:11.098
12	1	2:39.247	47.384	1:10.869	40.994	209.3	34:50.345
13	1	2:40.958	46.807	1:10.783	43.368	209.7	37:31.303
14	1	2:39.116	47.193	1:11.028	40.895	207.7	40:10.419
15	1	2:40.137	46.883	1:11.438	41.816	210.5	42:50.556



GT & PROTOTYPE CHALLENGE
SPA EURO RACE
RACE 1

Sector Analysis

■ Personal Best ■ Session Best **B** Crossing the finish line in pit lane


Lap	D	Time	Sector 1	Sector 2	Sector 3	T. Spd	Elapsed	Lap	D	Time	Sector 1	Sector 2	Sector 3	T. Spd	Elapsed
16	1	2:40.002	47.301	1:10.612	42.089	210.9	45:30.558								
17	1	2:43.514	47.455	1:12.016	44.043	210.1	48:14.072								
18	1	2:43.914	48.123	1:12.406	43.385	209.3	50:57.986								
19	1	2:43.261	47.985	1:12.555	42.721	209.7	53:41.247								
20	1	2:42.258	47.901	1:12.067	42.290	210.5	56:23.505								
21	1	2:40.891	47.989	1:11.633	41.269	207.3	59:04.396								
22	1	2:40.221	47.279	1:11.415	41.527	210.5	1:01:44.617								
23	1	2:41.751	47.201	1:12.177	42.373	210.1	1:04:26.368								

403

Wim Jeuris
 1. Wim Jeuris

Radical SR3L
 RSR3

1	1	2:42.576	49.006	1:12.584	40.986	215.6	2:42.576
2	1	2:37.905	45.411	1:11.768	40.726	220.9	5:20.481
3	1	2:35.843	45.382	1:10.690	39.771	216.4	7:56.324
4	1	2:40.981	47.779	1:12.305	40.897	197.1	10:37.305
5	1	2:45.857 B	46.205	1:10.623	49.029	219.5	13:23.162
6	1	3:11.759	1:16.381	1:14.813	40.565	214.3	16:34.921
7	1	2:37.972	45.929	1:10.931	41.112	218.6	19:12.893
8	1	2:38.550	47.504	1:11.121	39.925	204.9	21:51.443
9	1	2:35.750	45.139	1:11.214	39.397	198.9	24:27.193
10	1	2:35.062	45.084	1:10.110	39.868	224.1	27:02.255
11	1	2:36.034	45.653	1:10.417	39.964	207.7	29:38.289
12	1	2:46.924 B	45.660	1:10.714	50.550	195.7	32:25.213
13	1	4:10.749	2:17.286	1:12.933	40.530	184.9	36:35.962
14	1	2:35.491	45.441	1:10.273	39.777	213.9	39:11.453
15	1	2:35.938	45.318	1:10.606	40.014	215.6	41:47.391
16	1	2:34.685	45.095	1:09.937	39.653	227.4	44:22.076
17	1	2:33.961	44.640	1:09.611	39.710	228.3	46:56.037
18	1	2:38.627	45.564	1:10.467	42.596	226.4	49:34.664
19	1	2:36.426	44.930	1:10.929	40.567	227.8	52:11.090
20	1	2:38.021	45.274	1:12.042	40.705	220.0	54:49.111
21	1	2:38.535	45.496	1:12.503	40.536	201.9	57:27.646
22	1	2:42.248	45.394	1:12.820	44.034	223.1	1:00:09.894
23	1	2:56.277	51.598	1:18.711	45.968	182.1	1:03:06.171
24	1	2:51.766	50.822	1:15.391	45.553	192.9	1:05:57.937



GT & PROTOTYPE CHALLENGE
SPA EURO RACE
RACE 2 (60' + 1 lap)

Starting Grid


2:42.459 Fiona James Blueberry Racing	401	- 7 -	109 Topper Team	Dirk Schulz-Bleekemolen-Bleek	2:44.920	
2:40.143 Wim Jeuris Wim Jeuris	403	- 6 -	402 Blueberry Racing	Dick van Elk	2:42.284	
2:35.392 Alexis/Eric van de Poels/van de Poels	TransAm Euroracing	181	- 5 -	180 TransAm Euroracing	Herve Maillien	2:37.291
2:25.101 David Houthoofd Norma Benelux	333	- 4 -	396 VR Motorsport	Tim/Oliver Gray/Hewitt	2:27.908	
2:23.448 Philippe Bourgois Inter Europol Competition	204	- 3 -	228 Oliver Freymuth	Oliver Freymuth	2:24.763	
2:21.108 Luc/Tim de Cock/Joosen	Deldiche Racing	301	- 2 -	202 Prime Racing	Jean-Pierre/Jean-Marc Loquax/Ubbaredon	2:22.733
2:19.244 Jakub Smiechowski Inter Europol Competition	203	- 1 -	222 Racing Experience	David Hauser	2:19.391	

Pole



Stewards:

Timekeeper:



GT & PROTOTYPE CHALLENGE
SPA EURO RACE
RACE 2 ((60' + 1 lap))

Final Classification

Drivers	Team	Vehicle	Class	Laps	Total Time	Gap	Kph	Best Lap	
								Lap	Time Kph
1202 Jean-Pierre/Jean-Marc Lequeux/	Prime Racing	Ginetta G57	LMP3	24	1:03:26.703	-	159.0	6	2:21.076 178.7
2203 Jakub Smiechowski	Inter Europol Competition	Ligier LMP3	LMP3	24	1:03:29.137	+2.434	158.9	6	2:21.301 178.4
3222 David Hauser	Racing Experience	Ligier LMP3	LMP3	24	1:03:29.475	+2.772	158.9	4	2:21.298 178.4
4204 Philippe Bourgois	Inter Europol Competition	Ligier LMP3	LMP3	24	1:04:06.576	+39.873	157.3	15	2:22.624 176.8
5228 Oliver Freymuth	Oliver Freymuth	Renault RS01 Trophy	LMP3	24	1:04:16.236	+49.533	156.9	21	2:24.400 174.6
6333 David Houthoofd	Norma Benelux	Norma M20FC	CN	24	1:04:25.547	+58.844	156.5	22	2:25.664 173.1
7180 Herve Maillien	TransAm Euroracing	HOWE Racing TA2	Super GT	23	1:04:23.953	1 Lap	150.1	6	2:36.385 161.2
8403 Wim Jeuris	Wim Jeuris	Radical SR3L	RSR3	22	1:03:31.355	2 Laps	145.5	6	2:32.994 164.8
9109 Dirk Schulz-Bleekemolen-Bleeke	Topper Team	Porsche 997 GT3 Cup	Super GT	22	1:03:54.021	2 Laps	144.7	14	2:36.936 160.7
10301 Luc/Tim de Cock/Joosen	Deldiche Racing	Norma 20FC	CN	22	1:04:24.996	2 Laps	143.5	4	2:24.375 174.6
11402 Dick van Elk	Blueberry Racing	Praga R1	RSR3	22	1:04:53.404	2 Laps	142.5	20	2:38.978 158.6
12401 Fiona James	Blueberry Racing	Praga R1	RSR3	20	59:31.100	4 Laps	141.2	7	2:40.757 156.8

Not classified:

181 Alexis/Eric van de Poele/van d	TransAm Euroracing	HOWE Racing TA2	Super GT	7	18:25.117			6	2:35.607 162.0
396 Tim/Oliver Gray/Hewitt	VR Motorsport	Praga R1T	CN	5	20:23.676			2	2:38.925 158.7

Pole Position		J. Smiechowski	2:19.244	181.1 Kph
Fastest Lap	Lap 6	Jean-Pierre/Jean-Marc Lequeux/Uebere	2:21.076	178.7 Kph

Published at:


Track Status: **DRY**

Stewards:	Timekeeper:
------------------	--------------------

GP

GT & PROTOTYPE CHALLENGE

POWERED BY  HANKOOK



GT & PROTOTYPE CHALLENGE SPA EURO RACE RACE 2

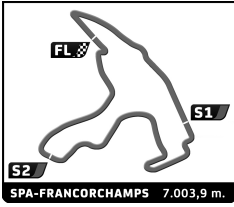
Final Classification by Class

Nr. Drivers	Team	Car	Laps	Total Time	Gap	Kph	Best Lap	
							Lap	Time Kph
CN								
1 333 D. Houthoofd	Norma Benelux	Norma M20FC	24	1:04:25.547		156.5	22	2:25.664 173.1
2 301 L. de Cock/Joosen / .	Deldiche Racing	Norma 20FC	22	1:04:24.996	2 Laps	143.5	4	2:24.375 174.6
Not classified:								
396 T. Gray/Hewitt / .	VR Motorsport	Praga R1T	5	20:23.676		103.0	2	2:38.925 158.7
LMP3								
1 202 J. Lequeux/Ueberecken / .	Prime Racing	Ginetta G57	24	1:03:26.703		159.0	6	2:21.076 178.7
2 203 J. Smiechowski	Inter Europol Competition	Ligier LMP3	24	1:03:29.137	+2.434	158.9	6	2:21.301 178.4
3 222 D. Hauser	Racing Experience	Ligier LMP3	24	1:03:29.475	+2.772	158.9	4	2:21.298 178.4
4 204 P. Bourgois	Inter Europol Competition	Ligier LMP3	24	1:04:06.576	+39.873	157.3	15	2:22.624 176.8
5 228 O. Freymuth	Oliver Freymuth	Renault RS01 Trophy	24	1:04:16.236	+49.533	156.9	21	2:24.400 174.6
RSR3								
1 403 W. Jeuris	Wim Jeuris	Radical SR3L	22	1:03:31.355		145.5	6	2:32.994 164.8
2 402 D. van Elk	Blueberry Racing	Praga R1	22	1:04:53.404	+1'22.049	142.5	20	2:38.978 158.6
3 401 F. James	Blueberry Racing	Praga R1	20	59:31.100	2 Laps	141.2	7	2:40.757 156.8
Super GT								
1 180 H. Maillien / .	TransAm Euroracing	HOWE Racing TA2	23	1:04:23.953		150.1	6	2:36.385 161.2
2 109 D. Schulz-Bleekemolen-Bleeke / . / .	Topper Team	Porsche 997 GT3 Cup	22	1:03:54.021	1 Laps	144.7	14	2:36.936 160.7
Not classified:								
181 A. van de Poele/van de Poele / .	TransAm Euroracing	HOWE Racing TA2	7	18:25.117	16 Laps	159.7	6	2:35.607 162.0

Published at:

Track Status: **DRY**


Stewards:	Timekeeper:
-----------	-------------



GT & PROTOTYPE CHALLENGE
SPA EURO RACE
RACE 2

Lap Chart


Nr	Pos	Grid	LAP																							
			1	2	3	4	5	6	7	8	9	10	11	12	13	14	15	16	17	18	19	20	21	22	23	24
203	1	203	202	202	202	202	202	202	202	202	202	202	202	202	202	202	202	202	202	202	202	202	202	202	202	
222	2	222	203	203	203	203	203	203	203	203	203	203	203	203	203	203	203	203	203	203	203	203	203	203	203	
301	3	301	222	222	222	222	222	222	222	222	222	222	204	204	204	204	204	204	222	222	222	222	222	222	222	
202	4	202	228	228	204	204	204	204	204	204	204	222	222	222	222	222	222	228	228	204	204	204	204	204		
204	5	204	204	204	228	333	333	333	333	333	333	333	228	228	228	228	228	204	204	228	228	228	228	228		
228	6	228	396	333	333	228	228	228	228	228	228	228	333	333	333	333	333	333	333	333	333	333	333	333		
333	7	333	333	396	180	180	403	403	403	403	403	403	403	180	180	403	403	180	180	180	180	180	180	180		
396	8	396	180	180	396	403	180	180	180	180	180	180	403	403	180	180	403	403	403	403	403	403	403	403		
181	9	181	181	181	181	181	181	181	181	401	401	401	109	109	109	109	109	109	109	109	109	109	109	109		
180	10	180	403	403	403	396	401	401	401	402	109	109	109	401	401	401	401	401	401	401	401	401	301	301		
403	11	403	401	401	401	401	402	402	402	109	402	402	402	402	402	402	402	402	402	402	402	402	402	402		
402	12	402	109	402	402	402	109	109	109	301	301	301	301	301	301	301	301	301	301	301	301	301	301	301		
401	13	401	402	109	109	109	301	301	301																	
109	14	109	301	301	301	301	396																			



GT & PROTOTYPE CHALLENGE
SPA EURO RACE
RACE 2

Best Sector Times

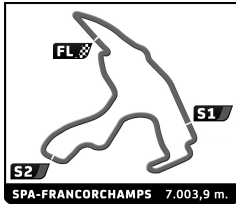
SECTOR 1			SECTOR 2			SECTOR 3			Pos	Team	Cl	Ideal Lap	Best Lap
Pos	Driver	Time	Driver	Time	Driver	Time	Pos	Team					
1	202 ^{J.Lequeux/Ueberecken}	40.169	222 D.Hauser	1:03.747	202 ^{J.Lequeux/Ueberecken}	35.720	1	202 Prime Racing	LMP3	2:20.653	2:21.076	(1)	
2	203 J.Smiechowski	40.418	301 ^{L.de Cock/Joosen}	1:04.109	222 D.Hauser	36.160	2	203 Inter Europol Competition	LMP3	2:20.830	2:21.301	(3)	
3	228 O.Freymuth	40.762	203 J.Smiechowski	1:04.232	203 J.Smiechowski	36.180	3	222 Racing Experience	LMP3	2:20.831	2:21.298	(2)	
4	222 D.Hauser	40.924	333 D.Houthoofd	1:04.664	204 P.Bourgois	36.443	4	204 Inter Europol Competition	LMP3	2:22.362	2:22.624	(4)	
5	204 P.Bourgois	40.977	202 ^{J.Lequeux/Ueberecken}	1:04.764	228 O.Freymuth	36.877	5	228 Oliver Freymuth	LMP3	2:24.111	2:24.400	(6)	
6	301 ^{L.de Cock/Joosen}	42.556	204 P.Bourgois	1:04.942	301 ^{L.de Cock/Joosen}	37.598	6	301 Deldiche Racing	CN	2:24.263	2:24.375	(5)	
7	333 D.Houthoofd	42.931	228 O.Freymuth	1:06.472	333 D.Houthoofd	37.749	7	333 Norma Benelux	CN	2:25.344	2:25.664	(7)	
8	396 T.Gray/Hewitt	43.507	396 T.Gray/Hewitt	1:09.200	396 T.Gray/Hewitt	39.215	8	396 VR Motorsport	CN	2:31.922	2:38.925	(12)	
9	181 ^{A.van de Poel/van de Poel}	43.580	403 W.Jeuris	1:09.376	403 W.Jeuris	39.263	9	403 Wim Jeuris	RSR3	2:32.894	2:32.994	(8)	
10	109 ^{D.Schulz-Bleekemolen-Bleke}	43.794	402 D.van Elk	1:10.224	180 H.Maillien	39.504	10	181 TransAm Euroracing	Super GT	2:35.592	2:35.607	(9)	
11	403 W.Jeuris	44.255	401 F.James	1:10.928	181 ^{A.van de Poel/van de Poel}	39.574	11	109 Topper Team	Super GT	2:35.655	2:36.936	(11)	
12	180 H.Maillien	44.367	180 H.Maillien	1:11.913	109 ^{D.Schulz-Bleekemolen-Bleke}	39.677	12	180 TransAm Euroracing	Super GT	2:35.784	2:36.385	(10)	
13	402 D.van Elk	46.823	109 ^{D.Schulz-Bleekemolen-Bleke}	1:12.184	402 D.van Elk	40.856	13	402 Blueberry Racing	RSR3	2:37.903	2:38.978	(13)	
14	401 F.James	47.476	181 ^{A.van de Poel/van de Poel}	1:12.438	401 F.James	41.504	14	401 Blueberry Racing	RSR3	2:39.908	2:40.757	(14)	



GT & PROTOTYPE CHALLENGE
SPA EURO RACE
After RACE 2

Event maximum speed

Team	Car	Class	Driver	Top Speed	Lap	Session
202 Prime Racing	Ginetta G57	LMP3	Jean-Pierre/Jean-Marc Lequoz/Lubersedan	267.3	7	RACE 2
228 Oliver Freymuth	Renault RS01 Trophy	LMP3	Oliver Freymuth	265.4	10	QUALIFYING
203 Inter Europol Competition	Ligier LMP3	LMP3	Jakub Smiechowski	259.6	11	QUALIFYING
204 Inter Europol Competition	Ligier LMP3	LMP3	Philippe Bourgois	257.1	11	QUALIFYING
222 Racing Experience	Ligier LMP3	LMP3	David Hauser	254.7	9	QUALIFYING
109 Topper Team	Porsche 997 GT3 Cup	Super GT	Dirk Schulz-Bleekemolen-Bleeke	250.0	18	RACE 2
181 TransAm Euroracing	HOWE Racing TA2	Super GT	Alexis/Eric van de Poels/van de Poels	247.1	8	QUALIFYING
79			Colin Noble	244.9	10	FREE PRACTICE 2
180 TransAm Euroracing	HOWE Racing TA2	Super GT	Herve Maillien	244.3	9	QUALIFYING
196			Jack Butel	242.7	12	FREE PRACTICE 2
28			Paul Bailey	241.6	7	FREE PRACTICE 2
396 VR Motorsport	Praga R1T	CN	Tim/Oliver Gray/Hewitt	238.4	2	RACE 2
301 Deldiche Racing	Norma 20FC	CN	Luc/Tim de Cock/Joosen	236.8	10	QUALIFYING
126			Jos Jansen	236.3	9	FREE PRACTICE 2
14			TBA TBA	236.3	7	FREE PRACTICE 2
103			tba	231.8	3	FREE PRACTICE 2
403 Wim Jeuris	Radical SR3L	RSR3	Wim Jeuris	231.3	4	RACE 2
333 Norma Benelux	Norma M20FC	CN	David Houthoofd	229.8	10	QUALIFYING
12			TBA	229.3	4	FREE PRACTICE 2
16			TBA TBA	227.4	4	FREE PRACTICE 2
128 TCS Motorsport	Ginetta G50 GT\$	Super GT	Paul Fleury	225.5	16	RACE 1
102			tba tba	220.9	12	FREE PRACTICE 2
9			tba tba	219.1	9	FREE PRACTICE 2
402 Blueberry Racing	Praga R1	RSR3	Dick van Elk	212.2	7	RACE 1
401 Blueberry Racing	Praga R1	RSR3	Fiona James	210.1	21	RACE 2
2			Tom WEBB	199.3	12	FREE PRACTICE 1



GT & PROTOTYPE CHALLENGE

SPA EURO RACE

RACE 2

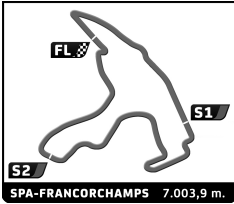
Fastest Lap Sequence

Practice Time	Team	Car	Class	Driver	Time	Kph	
4:47.426	202 Prime Racing	Ginetta G57	LMP3	Jean-Pierre/Jean-Marc Laqueux/Uberedien	2:22.192	177.3	2
7:09.604	202 Prime Racing	Ginetta G57	LMP3	Jean-Pierre/Jean-Marc Laqueux/Uberedien	2:22.178	177.3	3
7:10.445	203 Inter Europol Competition	Ligier LMP3	LMP3	Jakub Smiechowski	2:21.566	178.1	3
7:12.216	222 Racing Experience	Ligier LMP3	LMP3	David Hauser	2:21.500	178.2	3
9:30.938	202 Prime Racing	Ginetta G57	LMP3	Jean-Pierre/Jean-Marc Laqueux/Uberedien	2:21.334	178.4	4
9:33.514	222 Racing Experience	Ligier LMP3	LMP3	David Hauser	2:21.298	178.4	4
14:13.546	202 Prime Racing	Ginetta G57	LMP3	Jean-Pierre/Jean-Marc Laqueux/Uberedien	2:21.076	178.7	6



GT & PROTOTYPE CHALLENGE

POWERED BY HANKOOK




GT & PROTOTYPE CHALLENGE SPA EURO RACE RACE 2

Analysis by lap

Lapped

Nr	Lap Time	Gap	Nr	Lap Time	Gap	Nr	Lap Time	Gap	Nr	Lap Time	Gap	Nr	Lap Time	Gap
Lap 1			403	2:35.399	1:03.958	204	2:23.639	34.018	222	3:53.436	2.974	301	2:27.163	2 Laps
202	2:25.234		181	2:37.626	1:04.942	109	2:47.849	1 Lap	301	3:52.870	2 Laps	333	2:27.336	26.682
203	2:26.334	1.100	396	3:00.038	1:25.862	333	2:26.729	58.126	228	3:52.135	4.512	109	2:37.820	1 Lap
222	2:27.944	2.710	401	2:44.976	1:28.083	228	2:31.636	1:21.246	333	3:51.979	5.319	403	2:46.296	1:20.487
228	2:35.590	10.356	402	2:42.764	1:32.676	396	9:26.876	3 Laps	402	3:55.017	1 Lap	401	2:45.496	1 Lap
204	2:35.887	10.653	109	2:46.826	1:44.912	403	2:41.269	1:58.773	403	2:53.861	7.365	402	2:43.010	1 Lap
396	2:36.263	11.029	301	2:24.980	1 Lap	180	2:37.995	2:02.150	180	2:48.695	8.007	180	2:51.363	1:29.145
333	2:39.869	14.635	Lap 5			Lap 9			Lap 13			Lap 17		
180	2:41.548	16.314	202	2:21.532		202	2:24.839		202	2:24.697		202	2:21.635	
181	2:43.716	18.482	203	2:21.316	0.888	203	2:25.589	1.533	203	2:26.131	2.624	203	2:21.689	0.960
403	2:45.109	19.875	222	2:21.356	2.400	222	2:26.448	3.542	204	2:26.676	3.597	222	2:21.360	4.270
401	2:46.016	20.782	204	2:23.951	29.690	301	3:17.860	2 Laps	222	2:25.831	4.108	228	2:26.508	25.686
109	2:53.075	27.841	333	2:28.076	44.261	401	3:24.515	1 Lap	228	2:30.398	10.213	204	2:44.086	26.666
402	2:54.170	28.936	228	2:33.114	52.337	402	3:31.738	1 Lap	301	2:32.824	2 Laps	301	2:26.967	2 Laps
301	3:13.831	48.597	403	2:33.861	1:16.287	204	3:23.207	1:32.386	333	2:31.534	12.156	333	2:26.867	31.914
Lap 2			180	2:36.888	1:16.997	109	3:43.568	1 Lap	109	2:39.895	1 Lap	109	2:37.818	1 Lap
202	2:22.192		181	2:37.488	1:20.898	333	3:29.016	2:02.303	401	2:43.445	1 Lap	401	2:43.435	1 Lap
203	2:22.545	1.453	401	2:42.095	1:48.646	228	3:06.553	2:02.960	180	2:37.514	20.824	180	2:37.773	1:45.283
222	2:22.772	3.290	402	2:40.407	1:51.551	403	3:37.500	3:11.434	403	2:39.502	22.170	402	2:50.704	1 Lap
228	2:32.345	20.509	109	2:47.758	2:11.138	180	3:48.645	3:25.956	402	2:44.680	1 Lap	403	2:57.761	1:56.613
204	2:32.366	20.827	301	2:24.375	1 Lap	Lap 10			Lap 14			Lap 18		
333	2:28.944	21.387	Lap 6			202	4:38.571		202	2:23.716		202	2:21.399	
396	2:38.925	27.762	202	2:21.076		203	4:42.712	5.674	203	2:22.839	1.747	203	2:22.083	1.644
180	2:37.047	31.169	203	2:21.301	1.113	222	4:42.600	7.571	204	2:23.947	3.828	222	2:21.367	4.238
181	2:38.243	34.533	222	2:21.513	2.837	301	3:45.599	2 Laps	222	2:23.859	4.251	228	2:25.856	30.143
403	2:38.196	35.879	204	2:23.444	32.058	401	3:44.418	1 Lap	228	2:26.030	12.527	204	2:25.381	30.648
401	2:43.351	41.941	333	2:26.738	49.923	204	3:17.404	11.219	301	2:27.964	2 Laps	301	2:26.909	2 Laps
402	2:44.216	50.960	228	2:31.632	1:02.893	109	3:01.995	1 Lap	333	2:28.131	16.571	333	2:27.224	37.739
109	2:48.073	53.722	403	2:32.994	1:28.205	333	3:03.476	27.208	109	2:37.748	1 Lap	109	2:37.903	1 Lap
Lap 3			180	2:36.385	1:32.306	228	3:05.929	30.318	180	2:37.571	34.679	180	2:37.858	2:01.742
202	2:22.178		181	2:35.607	1:35.429	402	3:50.830	1 Lap	401	2:41.073	1 Lap	401	2:43.590	1 Lap
203	2:21.566	0.841	401	2:41.366	2:08.936	403	3:05.077	1:37.940	403	2:39.125	37.579	402	2:53.541	1 Lap
222	2:21.500	2.612	402	2:39.596	2:10.071	180	3:21.658	2:09.043	402	2:40.544	1 Lap	Lap 19		
204	2:26.188	24.837	Lap 7			Lap 11			Lap 15			202	2:23.158	
228	2:32.140	30.471	202	2:22.931		202	4:55.736		202	2:23.044		203	2:22.350	0.836
333	2:32.162	31.371	203	2:22.438	0.620	401	4:46.034	1 Lap	203	2:21.910	0.613	222	2:22.179	3.259
180	2:37.544	46.535	222	2:21.988	1.894	203	4:51.716	1.654	204	2:22.624	3.408	403	2:56.115	1 Lap
396	2:41.574	47.158	301	2:35.527	2 Laps	204	4:47.147	2.630	222	2:22.603	3.810	204	2:24.582	32.072
181	2:36.295	48.650	109	2:50.045	1 Lap	109	4:35.204	1 Lap	228	2:27.113	16.596	228	2:27.758	34.743
403	2:36.192	49.893	204	2:23.284	32.411	222	4:53.610	5.445	301	2:28.286	2 Laps	301	2:26.251	2 Laps
401	2:44.678	1:04.441	333	2:26.437	53.429	301	4:53.485	2 Laps	333	2:27.982	21.509	333	2:26.248	40.829
402	2:42.464	1:11.246	228	2:31.680	1:11.642	402	4:24.004	1 Lap	109	2:36.936	1 Lap	109	2:38.258	1 Lap
109	2:47.876	1:19.420	403	2:34.262	1:39.536	228	4:33.702	8.284	403	2:41.819	56.354	180	2:37.135	2:15.719
301	6:01.943	1 Lap	180	2:36.812	1:46.187	333	4:37.775	9.247	401	2:43.593	1 Lap	Lap 20		
Lap 4			181	2:36.142	1:48.640	403	4:27.207	1:09.411	180	2:48.310	59.945	202	2:22.468	
202	2:21.334		Lap 8			Lap 12			Lap 16			203	2:23.561	1.929
203	2:21.597	1.104	202	2:22.032		202	3:55.907		202	2:22.163		401	2:44.279	2 Laps
222	2:21.298	2.576	203	2:22.195	0.783	401	3:56.452	1 Lap	203	2:22.456	0.906	222	2:23.030	3.821
204	2:23.768	27.271	222	2:22.071	1.933	203	3:55.443	1.190	204	2:22.970	4.215	402	2:41.072	2 Laps
333	2:27.680	37.717	401	2:40.757	1 Lap	204	3:54.895	1.618	222	2:22.898	4.545	204	2:23.552	33.156
228	2:31.618	40.755	301	2:26.791	2 Laps	109	3:54.134	1 Lap	228	2:26.380	20.813	228	2:24.693	36.968
180	2:36.440	1:01.641	402	2:55.237	1 Lap							301	2:26.534	2 Laps




GT & PROTOTYPE CHALLENGE
SPA EURO RACE
RACE 2

Analysis by lap

■ Lapped

Nr	Lap Time	Gap	Nr	Lap Time	Gap	Nr	Lap Time	Gap	Nr	Lap Time	Gap	Nr	Lap Time	Gap
333	2:26.884	45.245												
403	3:31.749	1 Lap												
109	2:37.096	1 Lap												
Lap 21														
202	2:22.293													
203	2:22.462	2.098												
222	2:21.572	3.100												
180	2:39.172	1 Lap												
401	2:44.753	2 Laps												
402	2:39.222	2 Laps												
204	2:24.198	35.061												
228	2:24.400	39.075												
301	2:26.456	2 Laps												
333	2:25.972	48.924												
403	2:40.632	1 Lap												
109	2:38.004	1 Lap												
Lap 22														
202	2:22.396													
203	2:21.956	1.658												
222	2:21.776	2.480												
180	2:38.081	1 Lap												
204	2:24.533	37.198												
228	2:26.615	43.294												
401	2:46.778	2 Laps												
402	2:38.978	2 Laps												
301	2:25.523	2 Laps												
333	2:25.664	52.192												
403	2:44.495	1 Lap												
Lap 23														
202	2:23.182													
203	2:22.698	1.174												
222	2:22.580	1.878												
109	2:39.026	2 Laps												
204	2:24.147	38.163												
180	2:37.832	1 Lap												
228	2:24.512	44.624												
301	2:26.862	2 Laps												
333	2:26.634	55.644												
402	2:39.446	2 Laps												
Lap 24														
202	2:22.990													
203	2:24.250	2.434												
222	2:23.884	2.772												
403	2:52.934	2 Laps												
109	2:37.114	2 Laps												
204	2:24.700	39.873												
228	2:27.899	49.533												
180	2:39.775	1 Lap												
301	2:25.996	2 Laps												
333	2:26.190	58.844												
402	2:41.981	2 Laps												



GT & PROTOTYPE CHALLENGE


SPA EURO RACE

RACE 2

Sector Analysis

■ Personal Best ■ Session Best ■ Crossing the finish line in pit lane

Lap	D	Time	Sector 1	Sector 2	Sector 3	T. Spd	Elapsed	Lap	D	Time	Sector 1	Sector 2	Sector 3	T. Spd	Elapsed								
109	Topper Team Porsche 997 GT3 Cup 1. Dirk Schulz-Bleekemolen- Super GT							4	1	2:37.626	43.879	1:13.467	40.280	223.1	10:35.880								
	1	1	2:53.075	51.713	1:19.092	42.270	182.7	2:53.075	5	1	2:37.488	44.159	1:13.475	39.854	219.1	13:13.368							
	2	1	2:48.073	46.235	1:17.786	44.052	229.8	5:41.148	6	1	2:35.607	43.595	1:12.438	39.574	238.4	15:48.975							
	3	1	2:47.876	46.592	1:17.960	43.324	226.4	8:29.024	7	1	2:36.142	43.731	1:12.546	39.865	236.8	18:25.117							
	4	1	2:46.826	46.602	1:17.574	42.650	225.5	11:15.850	202 Prime Racing 1. Jean-Pierre/Jean-Marc Le Ginetta G57 LMP3														
	5	1	2:47.758	46.402	1:18.368	42.988	218.6	14:03.608															
	6	1	2:50.045	47.045	1:20.123	42.877	217.3	16:53.653															
	7	1	2:47.849	46.588	1:19.033	42.228	222.2	19:41.502															
	8	1	3:43.568	46.389	1:40.116	1:17.063	216.4	23:25.070															
	9	1	3:01.995 B	48.268	1:20.022	53.705	202.2	26:27.065															
	10	1	4:35.204	2:12.200	1:17.075	1:05.929	218.6	31:02.269															
	11	1	3:54.134	1:12.846	1:44.643	56.645	124.0	34:56.403															
	12	1	2:39.895	45.575	1:14.103	40.217	214.3	37:36.298															
	13	1	2:37.748	44.260	1:13.069	40.419	248.8	40:14.046															
	14	1	2:36.936	44.526	1:12.733	39.677	231.8	42:50.982															
	15	1	2:37.820	44.436	1:12.642	40.742	234.8	45:28.802															
	16	1	2:37.818	44.820	1:12.184	40.814	246.0	48:06.620															
	17	1	2:37.903	44.525	1:12.756	40.622	240.0	50:44.523															
	18	1	2:38.258	44.458	1:13.145	40.655	250.0	53:22.781															
	19	1	2:37.096	44.307	1:12.700	40.089	240.0	55:59.877															
	20	1	2:38.004	44.352	1:13.326	40.326	249.4	58:37.881															
	21	1	2:39.026	45.030	1:13.869	40.127	232.8	1:01:16.907															
	22	1	2:37.114	43.794	1:13.134	40.186	248.3	1:03:54.021															
180	TransAm Euroracing HOWE Racing TA2 1. Herve Maillien Super GT							1								1	2:26.334	43.457	1:06.191	36.686	245.5	2:26.334	
	1	1	2:41.548	48.104	1:13.381	40.063	221.8	2:41.548								2	1	2:22.545	41.535	1:04.812	36.198	247.7	4:48.879
	2	1	2:37.047	44.643	1:12.859	39.545	229.8	5:18.595								3	1	2:21.566	40.855	1:04.335	36.376	251.2	7:10.445
	3	1	2:37.544	44.824	1:12.688	40.032	225.0	7:56.139								4	1	2:21.597	40.723	1:04.536	36.338	252.3	9:32.042
	4	1	2:36.440	44.538	1:11.913	39.989	231.8	10:32.579	5	1	2:21.316	40.697	1:04.232	36.387	252.9	11:53.358							
	5	1	2:36.888	44.367	1:12.519	40.002	222.2	13:09.467	6	1	2:21.301	40.748	1:04.241	36.312	254.1	14:14.659							
	6	1	2:36.385	44.489	1:12.392	39.504	220.9	15:45.852	7	1	2:22.438	40.748	1:05.829	36.191	256.5	16:37.097							
	7	1	2:36.812	44.626	1:12.065	40.121	226.4	18:22.664	8	1	2:22.195	40.815	1:05.069	36.311	254.1	18:59.292							
	8	1	2:37.995	44.445	1:12.567	40.983	220.4	21:00.659	9	1	2:25.589	40.705	1:04.436	40.448	252.9	21:24.881							
	9	1	3:48.645	1:21.451	1:30.584	56.610	112.5	24:49.304	10	1	4:42.712 B	1:27.025	1:58.049	1:17.638	96.9	26:07.593							
	10	1	3:21.658 B	1:00.864	1:22.466	58.328	164.6	28:10.962	11	1	4:51.716	2:21.317	1:23.159	1:07.240	209.7	30:59.309							
	11	1	4:01.912	2:04.529	1:15.703	41.680	183.1	32:12.874	12	1	3:55.443	1:12.080	1:45.926	57.437	136.9	34:54.752							
	12	1	2:48.695	46.105	1:14.677	47.913	203.0	35:01.569	13	1	2:26.131	42.245	1:07.238	36.648	245.5	37:20.883							
	13	1	2:37.514	44.750	1:12.774	39.990	228.8	37:39.083	14	1	2:22.839	41.285	1:05.151	36.403	248.3	39:43.722							
	14	1	2:37.571	44.900	1:12.603	40.068	231.3	40:16.654	15	1	2:21.910	40.846	1:04.861	36.203	252.3	42:05.632							
	15	1	2:48.310 B	45.385	1:13.236	49.689	220.4	43:04.964	16	1	2:22.456	41.126	1:05.124	36.206	252.3	44:28.088							
	16	1	2:51.363	58.167	1:13.191	40.005	214.3	45:56.327	17	1	2:21.689	40.794	1:04.715	36.180	252.9	46:49.777							
	17	1	2:37.773	44.859	1:12.807	40.107	216.0	48:34.100	18	1	2:22.083	40.598	1:05.089	36.396	252.9	49:11.860							
	18	1	2:37.858	44.477	1:13.152	40.229	222.2	51:11.958	19	1	2:22.350	40.691	1:05.225	36.434	254.7	51:34.210							
	19	1	2:37.135	44.395	1:12.872	39.868	229.8	53:49.093	20	1	2:23.561	41.160	1:04.899	37.502	252.3	53:57.771							
	20	1	2:39.172	44.897	1:14.075	40.200	230.8	56:28.265	21	1	2:22.462	40.639	1:05.490	36.333	253.5	56:20.233							
	21	1	2:38.081	44.889	1:13.059	40.133	217.3	59:06.346	22	1	2:21.956	40.539	1:05.196	36.221	253.5	58:42.189							
	22	1	2:37.832	44.845	1:12.688	40.299	228.3	1:01:44.178	23	1	2:22.698	40.845	1:05.654	36.199	253.5	1:01:04.887							
23	1	2:39.775	44.505	1:14.917	40.353	231.8	1:04:23.953																
203	Inter Europol Competition 1. Jakub Smiechowski Ligier LMP3 LMP3																						



GT & PROTOTYPE CHALLENGE
SPA EURO RACE
RACE 2

Sector Analysis

■ Personal Best ■ Session Best ■ Crossing the finish line in pit lane

Lap	D	Time	Sector 1	Sector 2	Sector 3	T. Spd	Elapsed	Lap	D	Time	Sector 1	Sector 2	Sector 3	T. Spd	Elapsed
-----	---	------	----------	----------	----------	--------	---------	-----	---	------	----------	----------	----------	--------	---------


204 Inter Europol Competition 1. Philippe Bourgois								Ligier LMP3 LMP3							
1	1	2:35.887	46.132	1:10.619	39.136	244.9	2:35.887								
2	1	2:32.366	42.626	1:10.882	38.858	252.9	5:08.253								
3	1	2:26.188	42.662	1:06.472	37.054	248.3	7:34.441								
4	1	2:23.768	41.763	1:05.562	36.443	250.6	9:58.209								
5	1	2:23.951	41.665	1:05.677	36.609	252.9	12:22.160								
6	1	2:23.444	41.499	1:05.286	36.659	252.3	14:45.604								
7	1	2:23.284	41.511	1:05.216	36.557	252.9	17:08.888								
8	1	2:23.639	41.061	1:05.952	36.626	255.3	19:32.527								
9	1	3:23.207	41.476	1:20.825	1:20.906	254.7	22:55.734								
10	1	3:17.404	B	49.719	1:08.661	1:19.024	247.1	26:13.138							
11	1	4:47.147	2:16.383	1:23.425	1:07.339	203.0	31:00.285								
12	1	3:54.895	1:13.343	1:44.490	57.062	125.3	34:55.180								
13	1	2:26.676	42.328	1:07.225	37.123	247.1	37:21.856								
14	1	2:23.947	41.437	1:05.968	36.542	252.3	39:45.803								
15	1	2:22.624	40.977	1:05.195	36.452	253.5	42:08.427								
16	1	2:22.970	41.512	1:04.942	36.516	252.9	44:31.397								
17	1	2:44.086	1:02.153	1:05.291	36.642	250.0	47:15.483								
18	1	2:25.381	41.169	1:06.732	37.480	252.9	49:40.864								
19	1	2:24.582	41.976	1:05.751	36.855	252.3	52:05.446								
20	1	2:23.552	41.306	1:05.469	36.777	251.2	54:28.998								
21	1	2:24.198	41.070	1:05.938	37.190	254.1	56:53.196								
22	1	2:24.533	41.442	1:06.133	36.958	252.3	59:17.729								
23	1	2:24.147	41.095	1:05.741	37.311	254.7	1:01:41.876								
24	1	2:24.700	41.282	1:05.837	37.581	254.1	1:04:06.576								

222 Racing Experience 1. David Hauser								Ligier LMP3 LMP3							
1	1	2:27.944	44.219	1:06.460	37.265	243.2	2:27.944								
2	1	2:22.772	41.586	1:04.859	36.327	247.1	4:50.716								
3	1	2:21.500	41.395	1:03.773	36.332	249.4	7:12.216								
4	1	2:21.298	41.134	1:03.946	36.218	251.2	9:33.514								
5	1	2:21.356	41.235	1:03.961	36.160	251.2	11:54.870								
6	1	2:21.513	41.238	1:03.988	36.287	250.6	14:16.383								
7	1	2:21.988	41.016	1:04.525	36.447	251.2	16:38.371								
8	1	2:22.071	41.254	1:04.104	36.713	251.2	19:00.442								
9	1	2:26.448	41.301	1:03.747	41.400	250.6	21:26.890								
10	1	4:42.600	B	1:26.133	1:57.818	1:18.649	92.2	26:09.490							
11	1	4:53.610	2:31.182	1:16.445	1:05.983	210.9	31:03.100								
12	1	3:53.436	1:13.044	1:44.107	56.285	119.7	34:56.536								
13	1	2:25.831	42.222	1:06.290	37.319	245.5	37:22.367								
14	1	2:23.859	41.528	1:05.781	36.550	248.3	39:46.226								
15	1	2:22.603	41.339	1:04.900	36.364	250.0	42:08.829								
16	1	2:22.898	41.286	1:05.029	36.583	252.9	44:31.727								
17	1	2:21.360	41.189	1:03.960	36.211	250.6	46:53.087								
18	1	2:21.367	41.095	1:03.939	36.333	251.2	49:14.454								
19	1	2:22.179	41.073	1:04.836	36.270	251.7	51:36.633								
20	1	2:23.030	42.423	1:04.354	36.253	245.5	53:59.663								
21	1	2:21.572	40.924	1:04.478	36.170	251.2	56:21.235								
22	1	2:21.776	41.048	1:04.482	36.246	250.6	58:43.011								
23	1	2:22.580	41.007	1:05.191	36.382	252.9	1:01:05.591								
24	1	2:23.884	41.139	1:05.141	37.604	250.6	1:03:29.475								

228 Oliver Freymuth 1. Oliver Freymuth								Renault RS01 Trophy LMP3							
1	1	2:35.590	44.867	1:11.602	39.121	257.8	2:35.590								
2	1	2:32.345	42.698	1:10.905	38.742	256.5	5:07.935								
3	1	2:32.140	43.096	1:10.290	38.754	242.2	7:40.075								
4	1	2:31.618	42.265	1:10.699	38.654	257.1	10:11.693								
5	1	2:33.114	42.239	1:11.845	39.030	258.4	12:44.807								
6	1	2:31.632	42.320	1:10.547	38.765	258.4	15:16.439								
7	1	2:31.680	42.280	1:10.584	38.816	259.0	17:48.119								
8	1	2:31.636	42.562	1:10.571	38.503	257.1	20:19.755								
9	1	3:06.553	42.808	1:29.873	53.872	248.8	23:26.308								
10	1	3:05.929	B	49.538	1:19.224	57.167	209.3	26:32.237							
11	1	4:33.702	2:15.917	1:13.698	1:04.087	242.2	31:05.939								
12	1	3:52.135	1:12.128	1:44.167	55.840	112.6	34:58.074								
13	1	2:30.398	43.962	1:08.889	37.547	251.2	37:28.472								
14	1	2:26.030	41.187	1:07.633	37.210	257.8	39:54.502								
15	1	2:27.113	41.947	1:07.657	37.509	257.1	42:21.615								
16	1	2:26.380	41.695	1:07.697	36.988	258.4	44:47.995								
17	1	2:26.508	41.834	1:07.441	37.233	259.6	47:14.503								
18	1	2:25.856	41.422	1:07.075	37.359	259.0	49:40.359								
19	1	2:27.758	42.732	1:07.662	37.364	210.1	52:08.117								
20	1	2:24.693	41.095	1:06.721	36.877	260.2	54:32.810								
21	1	2:24.400	40.965	1:06.472	36.963	259.6	56:57.210								
22	1	2:26.615	41.207	1:08.176	37.232	258.4	59:23.825								
23	1	2:24.512	40.762	1:06.587	37.163	260.2	1:01:48.337								
24	1	2:27.899	41.628	1:08.913	37.358	259.0	1:04:16.236								

301 Deldiche Racing 1. Luc/Tim de Cock/Joosen								Norma 20FC CN							
1	1	3:13.831	B	1:07.609	1:13.835	52.387	150.2	3:13.831							
2	1	6:01.943	4:15.295	1:08.081	38.567	218.6	9:15.774								
3	1	2:24.980	42.983	1:04.385	37.612	229.3	11:40.754								
4	1	2:24.375	42.668	1:04.109	37.598	230.8	14:05.129								
5	1	2:35.527	46.314	1:10.065	39.148	225.5	16:40.656								
6	1	2:26.791	43.702	1:05.247	37.842	220.9	19:07.447								
7	1	3:17.860	45.302	1:07.168	1:25.390	223.6	22:25.307								
8	1	3:45.599	B	1:10.751	1:15.818	1:19.030	208.5	26:10.906							
9	1	4:53.485	2:31.689	1:15.044	1:06.752	213.0	31:04.391								
10	1	3:52.870	1:12.566	1:44.202	56.102	109.6	34:57.261								
11	1	2:32.824	45.939	1:08.650	38.235	221.3	37:30.085								
12	1	2:27.964	43.453	1:06.422	38.089	226.4	39:58.049								
13	1	2:28.286	43.391	1:06.712	38.183	225.9	42:26.335								
14	1	2:27.163	43.116	1:06.246	37.801	227.8	44:53.498								
15	1	2:26.967	42.866	1:06.114	37.987	232.8	47:20.465								
16	1	2:26.909	42.949	1:05.994	37.966	230.8	49:47.374								
17	1	2:26.251	42.906	1:05.631	37.714	231.8	52:13.625								
18	1	2:26.534	42.810	1:05.926	37.798	229.8	54:40.159								
19	1	2:26.456	42.827	1:05.700	37.929	230.8	57:06.615								
20	1	2:25.523	42.614	1:05.225	37.684	228.3	59:32.138								
21	1	2:26.862	43.813	1:05.256	37.793	226.9	1:01:59.000								
22	1	2:25.996	42.556	1:05.757	37.683	232.3	1:04:24.996								

333 Norma Benelux 1. David Houthoofd								Norma M20FC CN							
1	1	2:39.869	49.471	1:11.380	39.018	222.2	2:39.869								
2	1	2:28.944	43.847	1:05.956	39.141	222.7	5:08.813								



GT & PROTOTYPE CHALLENGE

SPA EURO RACE

RACE 2

Sector Analysis

■ Personal Best
 ■ Session Best
 ■ B Crossing the finish line in pit lane

Lap	D	Time	Sector 1	Sector 2	Sector 3	T. Spd	Elapsed	Lap	D	Time	Sector 1	Sector 2	Sector 3	T. Spd	Elapsed
3	1	2:32.162	43.564	1:09.046	39.552	223.1	7:40.975	1	1	2:54.170	53.759	1:17.228	43.183	205.3	2:54.170
4	1	2:27.680	43.513	1:05.850	38.317	225.5	10:08.655	2	1	2:44.216	48.160	1:14.483	41.573	208.9	5:38.386
5	1	2:28.076	43.615	1:06.134	38.327	223.1	12:36.731	3	1	2:42.464	47.835	1:12.679	41.950	209.3	8:20.850
6	1	2:26.738	43.394	1:05.041	38.303	223.1	15:03.469	4	1	2:42.764	48.312	1:12.498	41.954	209.3	11:03.614
7	1	2:26.437	43.449	1:04.847	38.141	223.6	17:29.906	5	1	2:40.407	47.175	1:12.125	41.107	211.8	13:44.021
8	1	2:26.729	43.596	1:05.179	37.954	223.1	19:56.635	6	1	2:39.596	47.358	1:11.382	40.856	211.8	16:23.617
9	1	3:29.016	43.410	1:39.752	1:05.854	223.6	23:25.651	7	1	2:55.237	1:01.690	1:12.047	41.500	209.3	19:18.854
10	1	3:03.476 B	49.185	1:19.221	55.070	214.3	26:29.127	8	1	3:31.738 B	47.385	1:21.819	1:22.534	210.1	22:50.592
11	1	4:37.775	2:23.454	1:11.224	1:03.097	215.6	31:06.902	9	1	3:50.830	1:46.838	1:17.174	46.818	204.5	26:41.422
12	1	3:51.979	1:12.823	1:43.260	55.896	121.3	34:58.881	10	1	4:24.004 B	1:13.795	1:53.658	1:16.551	97.7	31:05.426
13	1	2:31.534	44.632	1:08.746	38.156	217.3	37:30.415	11	1	3:55.017	1:46.033	1:16.922	52.062	203.0	35:00.443
14	1	2:28.131	43.217	1:06.830	38.084	224.5	39:58.546	12	1	2:44.680	49.691	1:13.189	41.800	206.5	37:45.123
15	1	2:27.982	43.180	1:06.844	37.958	226.9	42:26.528	13	1	2:40.544	47.329	1:12.095	41.120	209.3	40:25.667
16	1	2:27.336	43.346	1:06.241	37.749	224.1	44:53.864	14	1	2:39.783	47.122	1:11.378	41.283	211.4	43:05.450
17	1	2:26.867	43.567	1:05.379	37.921	226.9	47:20.731	15	1	2:43.010	47.852	1:12.576	42.582	211.4	45:48.460
18	1	2:27.224	43.500	1:05.602	38.122	226.9	49:47.955	16	1	2:50.704 B	48.114	1:12.589	50.001	208.1	48:39.164
19	1	2:26.248	43.102	1:05.258	37.888	227.4	52:14.203	17	1	2:53.541	1:00.303	1:11.735	41.503	210.9	51:32.705
20	1	2:26.884	43.023	1:05.508	38.353	225.9	54:41.087	18	1	2:41.072	48.021	1:11.112	41.939	210.5	54:13.777
21	1	2:25.972	43.337	1:04.664	37.971	224.5	57:07.059	19	1	2:39.222	46.835	1:11.177	41.210	210.9	56:52.999
22	1	2:25.664	43.061	1:04.744	37.859	224.1	59:32.723	20	1	2:38.978	46.823	1:11.092	41.063	211.4	59:31.977
23	1	2:26.634	43.638	1:05.220	37.776	226.4	1:01:59.357	21	1	2:39.446	47.815	1:10.224	41.407	210.9	1:02:11.423
24	1	2:26.190	42.931	1:05.433	37.826	226.4	1:04:25.547	22	1	2:41.981	47.165	1:12.860	41.956	211.4	1:04:53.404

396	VR Motorsport 1. Tim/Oliver Gray/Hewitt	Praga R1T CN					
1	1	2:36.263	46.999	1:10.049	39.215	237.9	2:36.263
2	1	2:38.925	43.507	1:11.568	43.850	238.4	5:15.188
3	1	2:41.574	44.651	1:09.200	47.723	237.4	7:56.762
4	1	3:00.038 B	58.029	1:09.890	52.119	237.4	10:56.800
5	1	9:26.876 B	7:25.207	1:10.354	51.315	201.1	20:23.676

401	Blueberry Racing 1. Fiona James	Praga R1 RSR3					
1	1	2:46.016	51.392	1:12.335	42.289	207.3	2:46.016
2	1	2:43.351	48.301	1:12.463	42.587	206.9	5:29.367
3	1	2:44.678	48.515	1:13.546	42.617	205.7	8:14.045
4	1	2:44.976	48.712	1:13.192	43.072	205.3	10:59.021
5	1	2:42.095	48.076	1:12.059	41.960	206.1	13:41.116
6	1	2:41.366	47.893	1:11.658	41.815	206.9	16:22.482
7	1	2:40.757	47.843	1:10.928	41.986	206.9	19:03.239
8	1	3:24.515	47.783	1:11.468	1:25.264	206.9	22:27.754
9	1	3:44.418 B	1:11.472	1:13.382	1:19.564	201.9	26:12.172
10	1	4:46.034	2:15.558	1:22.827	1:07.649	203.4	30:58.206
11	1	3:56.452	1:09.653	1:47.285	59.514	149.0	34:54.658
12	1	2:43.445	48.464	1:13.477	41.504	206.1	37:38.103
13	1	2:41.073	47.476	1:11.803	41.794	208.5	40:19.176
14	1	2:43.593	47.740	1:11.838	44.015	208.1	43:02.769
15	1	2:45.496	50.016	1:12.678	42.802	203.0	45:48.265
16	1	2:43.435	48.814	1:12.540	42.081	201.9	48:31.700
17	1	2:43.590	48.854	1:12.784	41.952	206.1	51:15.290
18	1	2:44.279	47.971	1:13.185	43.123	204.9	53:59.569
19	1	2:44.753	47.882	1:13.890	42.981	205.3	56:44.322
20	1	2:46.778	48.806	1:14.871	43.101	200.7	59:31.100

402	Blueberry Racing 1. Dick van Elk	Praga R1 RSR3
------------	--	------------------

403	Wim Jeuris 1. Wim Jeuris	Radical SR3L RSR3					
1	1	2:45.109	51.538	1:12.946	40.625	203.8	2:45.109
2	1	2:38.196	45.083	1:12.028	41.085	229.8	5:23.305
3	1	2:36.192	45.101	1:10.459	40.632	230.3	7:59.497
4	1	2:35.399	44.820	1:10.822	39.757	231.3	10:34.896
5	1	2:33.861	44.255	1:09.953	39.653	230.8	13:08.757
6	1	2:32.994	44.355	1:09.376	39.263	230.3	15:41.751
7	1	2:34.262	44.521	1:09.784	39.957	225.0	18:16.013
8	1	2:41.269	45.668	1:13.087	42.514	201.5	20:57.282
9	1	3:37.500	1:23.264	1:24.328	49.908	121.6	24:34.782
10	1	3:05.077 B	52.809	1:16.836	55.432	196.4	27:39.859
11	1	4:27.207	2:33.306	1:12.085	41.816	206.1	32:07.066
12	1	2:53.861	45.547	1:16.195	52.119	210.5	35:00.927
13	1	2:39.502	47.644	1:10.970	40.888	207.7	37:40.429
14	1	2:39.125	46.289	1:11.182	41.654	213.9	40:19.554
15	1	2:41.819	47.940	1:11.716	42.163	204.5	43:01.373
16	1	2:46.296	49.803	1:13.181	43.312	197.1	45:47.669
17	1	2:57.761	53.431	1:20.843	43.487	184.0	48:45.430
18	1	2:56.115 B	51.312	1:13.623	51.180	201.1	51:41.545
19	1	3:31.749	1:38.653	1:12.322	40.774	219.5	55:13.294
20	1	2:40.632	47.254	1:11.773	41.605	210.1	57:53.926
21	1	2:44.495	47.959	1:13.702	42.834	207.3	1:00:38.421
22	1	2:52.934	49.515	1:18.651	44.768	192.9	1:03:31.355