



Dutch Supercars Challenge SS2 & SP

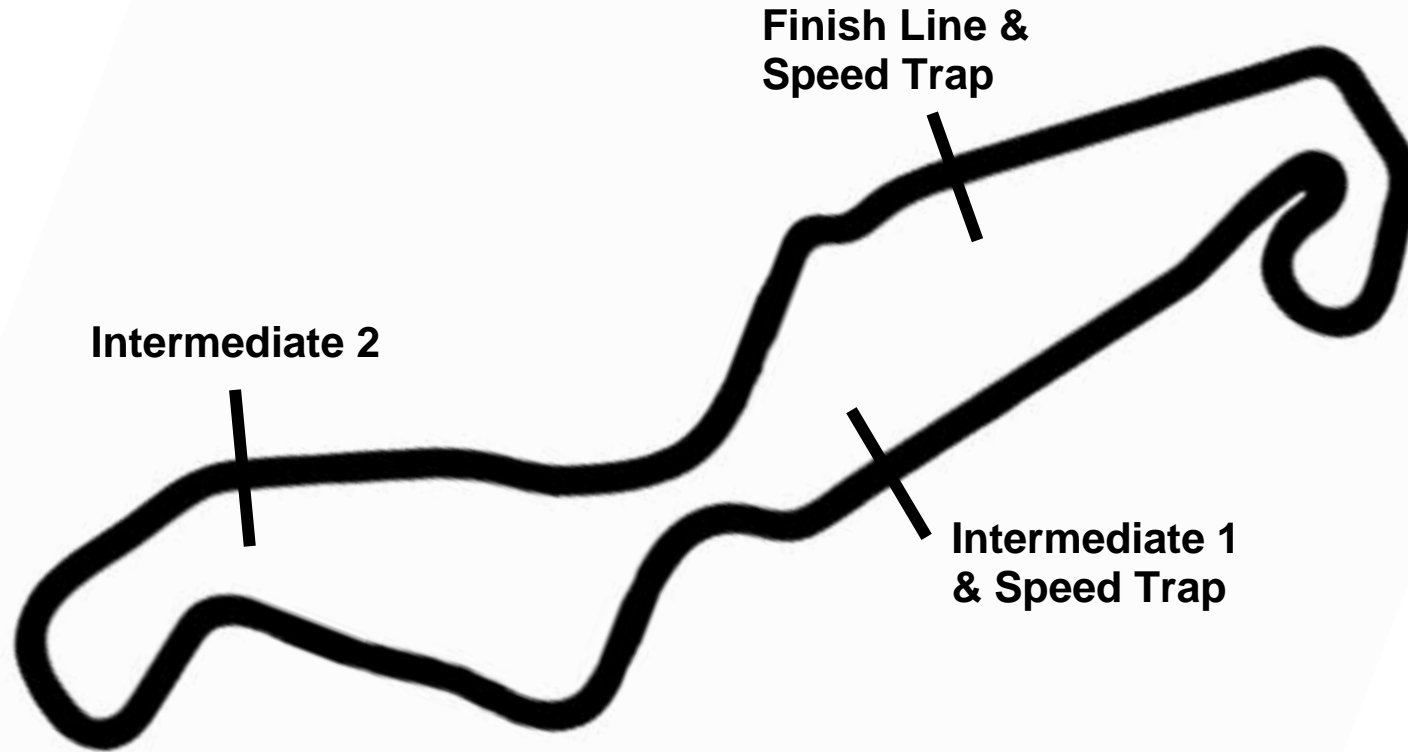
Assen

3rd - 5th June 2011



Results Provided by Timing Solutions Ltd
www.tsl-timing.com

Assen



Circuit Length:	4.555 km
Intermediate 1:	1624 metres
Intermediate 2:	3354 metres
Pit In:	4438 metres
Pit Out:	287 metres after Finish Line
Pit In – Pit Out:	358 metres, @ 60kph = 21.5 seconds, @ 80kph = 16.1 seconds

Dutch Supercar Challenge SS2 and SP

PRACTICE - CLASSIFICATION

POS	NO	CL	NAME	ENTRY	TIME	ON	LAPS	GAP	DIFF	KPH
1	345	SS2	POLAND / de VRIES	BMW E46 GTR - JR Motorsport	1:49.153	5	13			150.22
2	301	SS2	Pieter van SOELEN	BMW E46 Coupé GTR - JR Motorsport	1:49.376	11	12	0.223	0.223	149.92
3	320	SS2	MONSTER / MONSTER	Seat Leon Supercopa - Team Riwal Racing	1:50.657	5	18	1.504	1.281	148.18
4	305	SS2	BOGAERTS / van der AA	BMW 132 GTR - European Staffing Racing	1:50.994	14	19	1.841	0.337	147.73
5	378	SS2	HERBER / MEIJER	Saker GT - Saker Europe	1:51.085	12	15	1.932	0.091	147.61
6	380	SS2	JEURIS / VETTERS	Saker GT - RSTT Race Service	1:52.520	8	18	3.367	1.435	145.73
7	354	SS2	Nick AERTS	Ford Mondeo - Van de Pas Racing	1:52.604	13	17	3.451	0.084	145.62
8	311	SS2	Luc de COCK	Lotus 2/11 GT4 - Deldiche Racing	1:53.199	12	14	4.046	0.595	144.85
9	402	SP	Aart BOSMAN	Lotus Exige - ABW Racing	1:53.620	7	17	4.467	0.421	144.32
10	407	SP	van der VOORT / van den AKKER	BMW 130i - Powermotorsports	1:53.625	16	16	4.472	0.005	144.31
11	369	SS2	Marcel NORBART	Seat Leon Supercopa - Passie Racing	1:54.401	5	11	5.248	0.776	143.33
12	333	SS2	Ronald van LOON	BMW E46 M3 - V-Max Racing	1:54.415	14	18	5.262	0.014	143.32
13	308	SS2	van VLIET / THUIS	BMW E92 M3 - Van Vliet Afbouw/Intrax Racing	1:55.507	10	14	6.354	1.092	141.96
14	422	SP	Eric van den MUNCKHOF	Focus Sport - Van de Pas Racing / Munckhof Racing	1:55.642	10	17	6.489	0.135	141.79
15	368	SS2	BIJL / BIJL	Seat Leon Supercopa - Gravity Racing	1:55.648	7	16	6.495	0.006	141.79
16	326	SS2	Jan van der KOOI	Lotus Exige GT3 - Team Lotus Racing	1:55.693	7	15	6.540	0.045	141.73
17	316	SS2	Christian DIJKHOF	Seat Leon Supercopa - Brax Racing	1:55.855	12	17	6.702	0.162	141.53
18	332	SS2	BRASPENNING / BRASPENNING	BMW E46 4d - Braspenning Racing	1:55.977	3	17	6.824	0.122	141.39
19	424	SP	van VLIET / van VLIET	BMW M3 E46 - Speedtec Motorsport	1:56.751	7	16	7.598	0.774	140.45
20	350	SS2	Bas SCHOUTEN	Nissan 350z FlexFuel - Bas Koeten Racing	1:56.912	17	18	7.759	0.161	140.25
21	351	SS2	Leo KURSTJENS	Focus Sport - AT Motoren	1:57.201	15	16	8.048	0.289	139.91
22	401	SP	van den BOS / van der ZWEERDE	BMW E36 M2.5 - JR Motorsport	1:57.552	7	9	8.399	0.351	139.49
23	419	SP	Rob NIEMAN	Renault Clio RS 2.0 16V - Spirit Racing	1:57.637	8	17	8.484	0.085	139.39
24	463	SP	GROUWELS / GROUWELS	Renault Clio RS 2.0 16V - Rudolph Racing	1:58.453	18	18	9.300	0.816	138.43
25	418	SP	BEDORF / KARS	Renault Clio RS 2.0 16V - Spirit Racing	1:58.845	5	17	9.692	0.392	137.97
26	315	SS2	HORNSVELD / WISSELINK	Seat Leon Supercopa - Pennucci - TVS Racing	1:59.053	14	16	9.900	0.208	137.73
27	412	SP	Guillaume SCHULZ	Lotus Exige Cup - Team TDM	1:59.191	16	16	10.038	0.138	137.57
28	413	SP	Leon ZAPPEIJ	BMW M3 E36 - LZ Racing	2:00.276	12	14	11.123	1.085	136.33
29	430	SP	Philip HILLEGE	BMW E46 330i - Braspenning Racing	2:01.229	5	13	12.076	0.953	135.26
30	324	SS2	Michael VERHAGEN	Honda S2000 - Honda Racing Verhagen	2:01.308	5	7	12.155	0.079	135.17
31	409	SP	Nico BEEN	Renault Clio RS 2.0 16V - Nico Been	2:01.855	4	7	12.702	0.547	134.56
32	406	SP	ERTAN / WIJNEN	Renault Clio III Cup - Carworld Motorsport	2:02.806	14	14	13.653	0.951	133.52
33	444	SP	TROYEN / GOUTZIERS	Focus Sport - AT Motoren	2:04.960	11	15	15.807	2.154	131.22

Assen

Circuit Length = 4.555 km

Start: 10:50 End: 12:14

Weather / Track : Sunny / Dry

These results are provisional until the conclusion of any judicial and technical matters.

Clerk of Course :	Timekeeper :
-------------------	--------------

Dutch Supercar Challenge SS2 and SP
PRACTICE - SECTOR ANALYSIS

301		Pieter van SOELEN		SS2 JR Motorsport									
1 -	Out 182.4	50.261	28.680	160.7	2:15.172	7 -	43.237	211.8	42.726	24.630	168.6	1:50.593	
2 -	45.749	214.3	43.992	26.109	167.8	1:55.850	8 -	44.502	211.8	43.683	In	1:58.917 P	
3 -	43.042	213.9	43.054	25.096	166.7	1:51.192	9 -	Out 177.9	47.294	26.961	167.4	5:15.843	
4 -	45.326	207.7	44.317	In		1:56.360 P	10 -	42.977	214.3	42.485	24.814	167.4	1:50.276
5 -	Out 213.9	44.489	25.136	166.3	5:48.110	11 -	42.111	214.7	42.059	25.206	168.2	1:49.376	
6 -	42.614	211.8	44.717	27.294	159.3	1:54.625	12 -	50.894	154.5	56.247	In	2:20.393 P	
305		BOGAERTS / van der AA		SS2 European Staffing Racing									
1 -	Out 184.0	48.495	28.351	149.1	2:05.084	11 -	42.666	216.0	44.286	26.151	167.4	1:53.103	
2 -	44.996	178.2	48.303	26.581	167.1	1:59.880	12 -	42.699	216.4	44.337	25.939	168.6	1:52.975
3 -	43.700	214.7	44.038	25.328	162.9	1:53.066	13 -	42.299	215.1	43.321	25.427	170.6	1:51.047
4 -	43.359	213.9	43.945	25.728	164.8	1:53.032	14 -	42.573	216.9	43.003	25.418	168.6	1:50.994
5 -	43.065	214.7	42.919	25.098	165.1	1:51.082	15 -	42.480	215.6	43.510	25.957	165.5	1:51.947
6 -	42.717	216.4	44.491	25.173	165.9	1:52.381	16 -	42.848	215.1	42.952	25.782	165.5	1:51.582
7 -	42.806	214.3	43.144	25.228	162.9	1:51.178	17 -	42.438	218.2	43.817	25.236	169.8	1:51.491
8 -	42.851	215.1	44.194	25.059	167.4	1:52.104	18 -	42.737	215.6	43.407	25.158	167.8	1:51.302
9 -	42.738	216.4	42.981	In		1:49.558 P	19 -	43.222	217.3	44.495	25.134	168.6	1:52.851
10 -	Out 213.9	44.689	26.091	166.7	3:56.395								
308		van VLIET / THUIS		SS2 Van Vliet Afbouw/Intrax Racing									
1 -	Out 152.5	51.867	31.782	137.7	2:17.731	8 -	44.592	203.8	44.992	26.784	158.6	1:56.368	
2 -	47.796	194.6	47.050	27.603	155.5	2:02.449	9 -	45.465	201.1	45.046	26.429	158.6	1:56.940
3 -	45.275	202.2	45.485	27.347	154.8	1:58.107	10 -	43.864	206.5	44.677	26.966	158.9	1:55.507
4 -	44.580	191.5	47.730	In		2:05.418 P	11 -	44.811	209.3	44.726	27.170	158.9	1:56.707
5 -	Out 205.7	46.454	27.321	153.2	5:16.253	12 -	45.425	199.3	45.236	In		1:58.676 P	
6 -	44.559	203.8	45.548	28.155	151.6	1:58.262	13 -	Out 200.4	44.676		28.193	158.9	3:49.403
7 -	44.617	205.3	44.808	27.171	155.5	1:56.596	14 -	44.948	198.2	45.588	In		6:52.141 P
311		Luc de COCK		SS2 Deldiche Racing									
1 -	Out 169.3	49.495	30.026	162.9	2:06.226	8 -	43.756	206.9	44.386	26.815	160.7	1:54.957	
2 -	46.928	208.9	46.841	28.823	158.9	2:02.592	9 -	45.055	206.1	45.970	In	2:01.034 P	
3 -	44.024	208.9	45.328	27.414	157.9	1:56.766	10 -	Out 205.3	44.656	26.605	162.2	8:45.867	
4 -	44.740	208.5	44.902	26.965	160.4	1:56.607	11 -	43.822	207.3	44.831	26.335	163.3	1:54.988
5 -	43.815	206.9	45.975	In		2:02.171 P	12 -	43.361	206.5	43.442	26.396	161.1	1:53.199
6 -	Out 207.3	45.286	26.873	161.4	5:00.189	13 -	44.219	206.9	43.359	26.058	163.6	1:53.636	
7 -	43.631	206.5	44.776	27.352	154.2	1:55.759	14 -	43.076	206.1	43.773	26.426	160.7	1:53.275
315		HORNSVELD / WISSELINK		SS2 Pennucci - TVS Racing									
1 -	Out 153.2	55.025	32.381	139.3	2:21.232	9 -	45.650	191.8	45.821	In		2:08.493 P	
2 -	53.801	173.4	51.921	31.415	149.4	2:17.137	10 -	Out 188.5	50.731	29.277	150.0	6:02.105	
3 -	47.346	192.2	48.430	28.392	148.8	2:04.168	11 -	51.347	190.5	47.531	28.868	151.3	2:07.746
4 -	48.168	191.5	47.190	27.504	153.5	2:02.862	12 -	46.833	184.9	47.033	27.462	153.5	2:01.328
5 -	46.784	187.2	47.513	27.787	153.8	2:02.084	13 -	46.745	189.5	45.629	28.393	147.8	2:00.767
6 -	46.359	190.1	54.100	In		2:13.953 P	14 -	45.731	190.5	45.733	27.589	152.2	1:59.053
7 -	Out 190.5	46.755	27.727	152.2	3:26.180	15 -	45.723	190.1	44.794	28.878	150.0	1:59.395	
8 -	45.893	191.5	46.319	27.317	154.2	1:59.529	16 -	46.932	187.2	45.623	27.215	150.3	1:59.770
316		Christian DIJKHOF		SS2 Brax Racing									
1 -	Out 151.9	52.349	30.845	147.2	2:17.876	10 -	45.030	192.9	46.193	27.449	149.4	1:58.672	
2 -	47.908	188.8	50.948	In		2:16.653 P	11 -	45.536	192.9	44.410	27.555	152.9	1:57.501
3 -	Out 193.2	48.590	29.760	148.1	4:17.631	12 -	44.823	193.2	44.100	26.932	155.8	1:55.855	
4 -	46.599	192.5	45.879	28.055	154.8	2:00.533	13 -	45.432	193.9	45.459	27.841	151.6	1:58.732
5 -	46.008	191.2	45.630	27.643	153.5	1:59.281	14 -	44.907	191.5	44.357	26.756	155.8	1:56.020
6 -	45.834	193.2	45.446	27.268	154.2	1:58.548	15 -	44.681	191.5	44.681	26.653	152.5	1:56.015
7 -	45.500	192.5	45.437	27.050	155.8	1:57.987	16 -	45.158	191.5	44.332	26.542	155.8	1:56.032
8 -	45.226	192.9	45.144	26.872	155.2	1:57.242	17 -	45.034	192.2	44.505	In	2:00.007 P	
9 -	47.170	191.8	44.866	27.906	153.2	1:59.942							
320		MONSTER / MONSTER		SS2 Team Riwal Racing									
1 -	Out 159.5	49.033	28.830	148.5	2:08.450	10 -	43.680	205.3	45.033	In		1:53.560 P	
2 -	46.438	182.1	48.597	29.084	153.2	2:04.119	11 -	Out 207.3	44.895	26.198	157.2	3:32.236	

Assen
Circuit Length = 4.555 km
Start: 10:50 End: 12:14

Weather / Track : Sunny / Dry

Dutch Supercar Challenge SS2 and SP

PRACTICE - SECTOR ANALYSIS

3 -	45.817	195.3	42.955	25.935	161.8	1:54.707	12 -	43.535	206.9	43.216	26.057	160.4	1:52.808
4 -	43.318	204.2	42.804	26.049	153.5	1:52.171	13 -	43.699	203.8	43.303	25.536	159.6	1:52.538
5 -	43.325	203.4	42.384	24.948	159.3	1:50.657	14 -	43.229	207.3	42.917	In		1:52.686 P
6 -	43.039	204.5	43.328	26.693	160.4	1:53.060	15 -	Out	192.9	48.124	27.630	155.5	3:57.859
7 -	43.595	204.2	42.497	24.965	162.2	1:51.057	16 -	43.566	207.3	45.568	28.935	156.2	1:58.069
8 -	44.056	204.9	42.981	25.061	162.5	1:52.098	17 -	43.598	203.4	42.582	25.318	158.9	1:51.498
9 -	42.945	204.5	42.894	25.553	150.3	1:51.392	18 -	42.548	206.1	44.377	In		1:55.194 P
324	Michael VERHAGEN SS2 Honda Racing Verhagen												
1 -	Out	167.4	53.516	30.415	139.3	2:17.365	5 -	47.394	192.9	46.333	27.581	151.6	2:01.308
2 -	51.095	165.9	49.134	28.386	149.7	2:08.615	6 -	47.458	190.1	46.863	27.701	151.3	2:02.022
3 -	48.253	186.2	47.839	28.687	147.5	2:04.779	7 -	46.639	193.5	47.370	In		2:06.018 P
4 -	47.891	191.8	46.888	27.832	144.3	2:02.611							
326	Jan van der KOOL SS2 Team Lotus Racing												
1 -	Out	173.4	53.744	31.409	137.9	2:19.467	9 -	44.731	209.3	49.259	28.813	161.4	2:02.803
2 -	51.242	194.2	47.120	In		2:09.318 P	10 -	48.238	185.6	50.044	30.220	150.6	2:08.502
3 -	Out	160.7	47.726	28.834	155.8	3:59.877	11 -	47.144	197.1	48.022	27.314	164.8	2:02.480
4 -	45.649	209.3	46.676	28.535	165.9	2:00.860	12 -	44.451	210.5	45.290	27.799	162.9	1:57.540
5 -	46.438	207.7	45.644	In		2:03.703 P	13 -	47.359	181.2	48.354	In		2:08.992 P
6 -	Out	204.9	45.465	26.504	169.4	5:27.052	14 -	Out	209.3	45.218	26.342	171.0	3:43.536
7 -	44.502	211.8	44.651	26.540	163.6	1:55.693	15 -	44.541	211.8	44.892	26.966	167.1	1:56.399
8 -	45.672	210.1	45.322	26.550	165.9	1:57.544							
332	BRASPENNING / BRASPENNING SS2 Braspennig Racing												
1 -	Out	125.3	51.903	31.561	150.6	2:20.164	10 -	44.699	206.5	47.017	27.094	157.9	1:58.810
2 -	47.702	199.6	46.261	26.338	158.2	2:00.301	11 -	44.683	206.5	46.304	27.581	154.8	1:58.568
3 -	44.842	205.7	44.484	26.651	156.5	1:55.977	12 -	44.946	205.7	45.374	26.459	158.6	1:56.779
4 -	44.663	204.9	44.344	27.036	155.5	1:56.043	13 -	45.307	203.8	45.388	26.570	158.6	1:57.265
5 -	44.403	204.5	43.950	In		1:55.562 P	14 -	44.875	204.9	46.140	26.174	142.0	1:57.189
6 -	Out	186.5	48.978	28.561	155.8	6:25.453	15 -	47.337	202.2	45.522	26.098	160.0	1:58.957
7 -	46.510	203.4	47.883	28.124	156.9	2:02.517	16 -	44.606	204.5	45.404	26.409	156.2	1:56.419
8 -	45.989	206.9	51.607	27.105	156.5	2:04.701	17 -	45.264	205.7	45.969	In		1:58.460 P
9 -	44.768	206.5	45.872	26.842	156.5	1:57.482							
333	Ronald van LOON SS2 V-Max Racing												
1 -	Out	173.4	53.060	29.504	159.6	2:12.591	10 -	43.821	216.9	45.450	26.077	163.6	1:55.348
2 -	46.299	203.8	50.954	30.889	161.4	2:08.142	11 -	43.956	218.2	45.881	27.604	164.0	1:57.441
3 -	45.079	214.7	45.254	26.773	161.4	1:57.106	12 -	43.951	216.4	44.795	26.356	163.3	1:55.102
4 -	44.101	216.9	45.198	26.266	164.4	1:55.565	13 -	44.657	216.4	45.017	26.285	164.8	1:55.959
5 -	43.755	216.4	44.529	26.320	162.9	1:54.604	14 -	43.617	217.3	44.574	26.224	163.3	1:54.415
6 -	43.827	217.7	45.133	In		1:56.961 P	15 -	44.170	215.1	45.984	27.165	161.8	1:57.319
7 -	Out	214.3	46.159	26.395	161.1	4:37.483	16 -	44.509	214.7	44.967	25.975	164.8	1:55.451
8 -	44.307	215.1	44.788	26.604	162.5	1:55.699	17 -	44.138	216.0	44.889	26.121	162.9	1:55.148
9 -	44.437	219.1	45.952	26.399	163.3	1:56.788	18 -	43.835	216.9	45.464	In		1:56.917 P
345	POLAND / de VRIES SS2 JR Motorsport												
1 -	Out	158.8	50.968	29.023	148.1	2:16.639	8 -	43.576	211.4	44.112	24.701	168.2	1:52.389
2 -	45.032	176.5	49.538	28.236	156.5	2:02.806	9 -	42.426	214.3	43.896	24.640	166.7	1:50.962
3 -	45.834	189.8	48.373	27.153	160.7	2:01.360	10 -	43.830	177.3	47.641	In		2:02.431 P
4 -	43.936	212.2	42.696	25.879	163.6	1:52.511	11 -	Out	174.8	44.312	25.093	166.7	4:52.807
5 -	42.612	211.4	42.235	24.306	166.3	1:49.153	12 -	43.151	213.4	45.567	25.135	165.1	1:53.853
6 -	44.813	210.5	45.213	In		1:59.884 P	13 -	43.084	213.0	43.384	In		1:59.032 P
7 -	Out	193.2	45.315	25.421	167.1	7:11.604							
350	Bas SCHOUTEN SS2 Bas Koeten Racing												
1 -	Out	147.3	50.563	31.274	142.6	2:14.375	10 -	45.555	194.9	46.289	27.291	153.8	1:59.135
2 -	48.167	170.9	46.607	27.934	152.5	2:02.708	11 -	45.694	194.6	45.814	27.086	151.6	1:58.594
3 -	45.896	191.8	45.973	27.080	154.5	1:58.949	12 -	46.614	191.2	48.504	27.007	153.5	2:02.125
4 -	45.909	192.2	46.451	27.698	152.9	2:00.058	13 -	45.830	197.1	45.062	27.154	153.5	1:58.046
5 -	46.394	190.8	46.229	27.134	151.6	1:59.757	14 -	45.503	194.9	45.168	27.156	153.2	1:57.827
6 -	46.182	192.2	47.849	In		2:05.845 P	15 -	47.466	194.6	46.603	29.102	152.5	2:03.171
7 -	Out	192.9	45.081	27.191	152.2	5:00.857	16 -	45.496	195.3	45.145	26.983	152.9	1:57.624

Weather / Track : Sunny / Dry

Assen
Circuit Length = 4.555 km
Start: 10:50 End: 12:14

Dutch Supercar Challenge SS2 and SP

PRACTICE - SECTOR ANALYSIS

8 -	45.525	194.6	45.799	26.916	152.5	1:58.240	17 -	45.600	195.7	44.512	26.800	154.2	1:56.912
9 -	45.371	194.9	46.887	26.885	151.6	1:59.143	18 -	46.053	195.3	44.655	26.679	153.5	1:57.387
351	Leo KURSTJENS SS2 AT Motoren												
1 -	Out	175.9	51.639	30.965	158.2	2:17.509	9 -	45.313	209.3	45.989	27.499	164.8	1:58.801
2 -	46.990	208.5	47.049	27.391	163.6	2:01.430	10 -	45.193	210.9	46.000	27.022	162.2	1:58.215
3 -	45.374	206.9	46.692	27.466	164.8	1:59.532	11 -	44.686	209.7	49.203	28.413	164.4	2:02.302
4 -	45.152	208.1	46.281	27.409	164.4	1:58.842	12 -	44.790	211.4	47.667	In		1:59.856 P
5 -	46.071	203.8	47.393	In		2:01.887 P	13 -	Out	207.7	48.578	27.835	164.0	5:02.032
6 -	Out	206.9	47.214	27.565	164.0	5:18.880	14 -	45.777	209.7	46.237	26.938	166.3	1:58.952
7 -	45.102	208.5	46.044	27.302	164.0	1:58.448	15 -	44.653	210.5	45.503	27.045	163.3	1:57.201
8 -	45.195	210.1	46.231	27.368	165.9	1:58.794	16 -	44.455	208.1	45.820	27.017	164.8	1:57.292
354	Nick AERTS SS2 Van de Pas Racing												
1 -	Out	141.0	50.442	29.513	159.6	2:10.074	10 -	Out	208.1	45.366	25.700	164.8	3:16.554
2 -	46.323	206.9	47.060	30.673	158.2	2:04.056	11 -	44.251	206.1	43.527	25.726	163.3	1:53.504
3 -	46.371	205.3	45.760	26.805	162.2	1:58.936	12 -	43.097	208.5	45.347	25.872	163.3	1:54.316
4 -	44.508	204.9	44.276	In		1:57.835 P	13 -	42.933	207.3	43.727	25.944	165.5	1:52.604
5 -	Out	204.5	44.810	26.612	163.6	3:44.003	14 -	42.942	206.5	44.341	25.682	161.4	1:52.965
6 -	43.510	203.8	45.208	25.842	164.0	1:54.560	15 -	44.195	206.9	44.399	25.879	165.5	1:54.473
7 -	43.924	204.5	44.368	25.962	164.0	1:54.254	16 -	43.602	206.1	44.921	26.774	163.6	1:55.297
8 -	43.482	205.7	44.654	25.991	164.0	1:54.127	17 -	43.748	205.3	45.092	In		2:04.802 P
9 -	43.708	206.5	44.412	In		1:57.250 P							
368	BIJL / BIJL SS2 Gravity Racing												
1 -	Out	188.8	55.154	32.448	152.2	2:20.161	9 -	44.501	203.8	44.692	In		1:55.826 P
2 -	46.400	201.1	47.978	29.054	160.4	2:03.432	10 -	Out	203.8	45.723	27.412	159.3	3:47.133
3 -	45.221	204.2	48.600	In		2:02.562 P	11 -	44.642	203.8	44.862	27.053	159.6	1:56.557
4 -	Out	170.6	48.984	29.982	149.7	7:20.286	12 -	44.286	204.2	44.339	27.301	159.3	1:55.926
5 -	47.973	198.9	46.349	28.155	153.8	2:02.477	13 -	44.890	202.2	45.238	28.241	158.6	1:58.369
6 -	45.437	204.9	45.102	26.873	158.2	1:57.412	14 -	44.479	204.2	44.912	26.912	159.3	1:56.303
7 -	44.130	203.8	44.758	26.760	159.3	1:55.648	15 -	45.122	194.9	45.115	26.978	162.2	1:57.215
8 -	45.086	204.2	45.432	26.875	159.6	1:57.393	16 -	45.376	199.6	46.650	27.230	159.3	1:59.256
369	Marcel NORBART SS2 Passie Racing												
1 -	Out	163.6	52.428	31.145	156.2	2:17.560	7 -	Out	191.5	48.441	27.979	164.8	3:59.924
2 -	52.763	151.9	55.064	In		2:24.880 P	8 -	43.794	194.9	45.135	In		1:56.332 P
3 -	Out	177.6	50.397	29.131	154.8	14:43.280	9 -	Out	200.0	47.486	28.183	165.1	3:48.428
4 -	44.863	208.5	45.684	27.175	164.8	1:57.722	10 -	43.722	208.1	44.621	27.320	169.0	1:55.663
5 -	43.610	208.9	44.483	26.308	168.2	1:54.401	11 -	43.443	208.9	44.621	27.281	167.1	1:55.345
6 -	42.964	210.1	44.336	In		1:55.574 P							
378	HERBER / MEIJER SS2 Saker Europe												
1 -						2:02.682	9 -						3:23.678
2 -						1:59.979	10 -						1:51.784
3 -						1:59.975	11 -						1:52.975
4 -						2:01.694	12 -						1:51.085
5 -						1:57.741	13 -			In	In		1:56.969 P
6 -						1:52.631	14 -						4:08.251
7 -						1:59.976	15 -						5:14.513
8 -			In	In		2:13.649 P							
380	JEURIS / VETTERS SS2 RSTT Race Service												
1 -	Out	189.1	49.449	27.517	154.5	2:08.408	10 -	Out	200.0	46.007	28.196	157.9	3:42.631
2 -	46.145	204.2	47.349	27.462	157.5	2:00.956	11 -	46.551	203.4	44.679	27.214	161.4	1:58.444
3 -	45.255	191.8	49.769	29.915	156.2	2:04.939	12 -	44.654	206.5	44.998	27.297	162.2	1:56.949
4 -	43.378	205.3	42.757	27.293	158.6	1:53.428	13 -	44.350	206.1	44.701	26.480	162.2	1:55.531
5 -	44.782	204.2	42.660	25.467	162.2	1:52.909	14 -	44.481	205.3	44.480	26.300	161.4	1:55.261
6 -	44.109	204.5	43.504	25.975	159.3	1:53.588	15 -	45.104	204.5	59.264	26.282	162.5	2:10.650
7 -	43.656	204.2	42.924	26.019	158.9	1:52.599	16 -	44.617	205.7	44.238	26.093	161.8	1:54.948
8 -	43.084	203.8	43.140	26.296	154.2	1:52.520	17 -	44.682	200.0	44.844	26.884	161.1	1:56.410
9 -	46.937	196.0	46.290	In		2:05.940 P	18 -	44.760	204.5	43.602	25.947	161.8	1:54.309

Weather / Track : Sunny / Dry

Assen
Circuit Length = 4.555 km
Start: 10:50 End: 12:14

Dutch Supercar Challenge SS2 and SP
PRACTICE - SECTOR ANALYSIS

401	van den BOS / van der ZWEERDE				SP JR Motorsport								
1 -	Out	164.6	51.560	29.900	151.3	2:12.004	6 -	46.064	195.3	46.872	27.208	153.2	2:00.144
2 -	50.438	196.4	48.218	27.362	154.5	2:06.018	7 -	45.436	196.0	45.260	26.856	153.8	1:57.552
3 -	46.449	196.0	47.067	27.849	152.9	2:01.365	8 -	45.453	196.4	46.361	27.058	151.6	1:58.872
4 -	46.059	195.7	46.313	In		2:00.942 P	9 -	48.367	159.3	53.161	In		2:21.797 P
5 -	Out	192.9	47.309	27.522	152.2	7:41.193							
402	Aart BOSMAN				SP ABW Racing								
1 -	Out	102.4	1:02.847	35.376	148.1	2:35.280	10 -	43.978	201.1	43.718	26.993	158.9	1:54.689
2 -	47.378	195.7	45.822	27.929	155.2	2:01.129	11 -	44.042	200.4	43.848	26.434	159.6	1:54.324
3 -	45.968	192.2	45.116	In		2:00.527 P	12 -	44.033	202.2	44.873	26.657	158.9	1:55.563
4 -	Out	200.0	44.314	26.988	157.2	3:37.121	13 -	43.786	198.2	44.708	26.494	157.5	1:54.988
5 -	44.434	198.5	43.511	27.128	159.3	1:55.073	14 -	44.130	198.5	47.025	27.302	156.2	1:58.457
6 -	44.908	200.0	43.412	26.641	159.3	1:54.961	15 -	44.223	199.6	44.371	27.634	152.9	1:56.228
7 -	43.822	199.6	43.591	26.207	159.3	1:53.620	16 -	46.471	199.6	44.807	26.233	158.6	1:57.511
8 -	44.021	198.2	44.039	26.499	157.2	1:54.559	17 -	43.895	198.2	44.008	26.420	156.5	1:54.323
9 -	44.728	198.2	43.660	26.388	160.0	1:54.776							
406	ERTAN / WIJNEN				SP Carworld Motorsport								
1 -						2:08.699	8 -						2:02.871
2 -						2:06.101	9 -						2:02.895
3 -						2:04.107	10 -						2:04.163
4 -						4:07.621	11 -						2:02.853
5 -						6:36.336	12 -						2:04.431
6 -						2:04.956	13 -						2:02.855
7 -						2:06.223	14 -						2:02.806
407	van der VOORT / van den AKKER				SP Powermotorsports								
1 -	Out	126.3	52.630	32.105	134.6	2:21.425	9 -	44.887	206.9	50.111	27.411	160.7	2:02.409
2 -	51.849	180.9	49.477	27.620	162.2	2:08.946	10 -	44.197	208.1	45.250	26.648	160.0	1:56.095
3 -	45.437	208.9	45.204	26.497	160.7	1:57.138	11 -	44.198	210.5	46.027	27.032	162.2	1:57.257
4 -	45.281	205.3	45.460	26.656	161.4	1:57.397	12 -	49.253	170.1	49.111	In		2:09.764 P
5 -	45.354	198.5	44.712	26.863	160.4	1:56.929	13 -	Out	129.8	53.977	32.157	131.9	5:42.329
6 -	44.850	204.9	46.658	26.873	160.0	1:58.381	14 -	51.205	189.5	46.571	27.490	151.3	2:05.266
7 -	44.407	207.7	45.729	In		1:59.752 P	15 -	45.136	203.4	44.156	25.792	164.0	1:55.084
8 -	Out	159.5	51.146	27.502	158.9	4:17.651	16 -	43.584	207.7	43.984	26.057	162.9	1:53.625
409	Nico BEEN				SP Nico Been								
1 -	Out	114.3	56.679	31.489	137.7	2:32.025	5 -	47.064	165.6	46.801	28.167	144.0	2:02.032
2 -	49.780	176.5	49.612	29.958	139.0	2:09.350	6 -	46.444	177.9	47.133	28.488	143.7	2:02.065
3 -	48.773	177.0	47.343	28.628	143.4	2:04.744	7 -	49.130	157.9	47.849	In		2:04.407 P
4 -	46.973	178.5	46.377	28.505	144.0	2:01.855							
412	Guillaume SCHULZ				SP Team TDM								
1 -	Out	107.0	1:02.976	36.943	141.5	2:42.111	9 -	47.077	201.5	47.486	In		2:07.609 P
2 -	48.134	202.2	50.028	29.293	153.8	2:07.455	10 -	Out	164.1	49.936	29.506	155.8	3:36.028
3 -	45.601	202.6	46.346	27.758	159.3	1:59.705	11 -	45.582	204.2	47.418	In		2:04.950 P
4 -	45.828	202.2	47.008	28.006	157.9	2:00.842	12 -	Out	201.5	49.107	28.314	156.9	3:10.184
5 -	46.552	202.2	48.525	28.257	156.2	2:03.334	13 -	46.964	196.4	47.533	28.312	157.9	2:02.809
6 -	45.769	201.9	47.119	27.761	158.2	2:00.649	14 -	46.172	204.5	46.245	27.425	162.9	1:59.842
7 -	45.719	200.7	54.364	28.081	158.9	2:08.164	15 -	45.335	203.0	46.166	27.912	159.6	1:59.413
8 -	45.464	201.5	52.780	28.153	157.5	2:06.397	16 -	45.026	202.6	46.532	27.633	159.3	1:59.191
413	Leon ZAPPEIJ				SP LZ Racing								
1 -	Out	120.5	1:00.795	36.767	132.8	2:38.321	8 -	46.510	194.6	46.187	27.720	151.3	2:00.417
2 -	53.166	173.6	53.381	31.349	144.0	2:17.896	9 -	46.453	197.4	46.465	27.585	149.1	2:00.503
3 -	49.961	183.7	50.931	30.017	145.7	2:10.909	10 -	46.877	195.7	46.511	27.248	151.9	2:00.636
4 -	48.539	192.5	48.062	In		2:06.064 P	11 -	46.456	195.7	46.542	27.670	150.3	2:00.668
5 -	Out	190.5	47.864	29.276	146.9	5:15.681	12 -	46.636	194.6	46.236	27.404	151.6	2:00.276
6 -	47.664	190.1	48.054	28.355	149.7	2:04.073	13 -	46.278	198.5	46.616	27.995	149.4	2:00.889
7 -	47.937	196.0	46.795	27.639	149.7	2:02.371	14 -	46.639	196.4	47.078	27.759	149.4	2:01.476

Assen
Circuit Length = 4.555 km
Start: 10:50 End: 12:14

Dutch Supercar Challenge SS2 and SP
PRACTICE - SECTOR ANALYSIS

418		BEDORF / KARS				SP Spirit Racing									
1 -	Out	148.8	54.653	31.657	141.5	2:21.780	10 -	Out	185.9	48.976	28.947	144.6	3:40.300		
2 -		52.186	177.0	49.286	28.155	148.1	2:09.627	11 -		47.214	188.2	46.756	28.335	144.0	2:02.305
3 -		49.316	152.5	49.453	27.568	149.4	2:06.337	12 -		46.503	187.8	46.477	28.258	147.2	2:01.238
4 -		46.563	188.8	46.996	27.210	148.8	2:00.769	13 -		46.804	188.5	47.149	29.924	147.2	2:03.877
5 -		45.778	188.2	45.979	27.088	147.5	1:58.845	14 -		46.619	186.5	46.671	29.509	144.0	2:02.799
6 -		45.807	188.8	45.890	27.284	149.4	1:58.981	15 -		1:29.186	158.1	48.181	29.088	146.9	2:46.455
7 -		46.215	187.8	46.290	In		2:03.425 P	16 -		47.680	188.5	47.007	28.297	146.6	2:02.984
8 -	Out	186.2	47.566	27.342	149.1		3:26.739	17 -		46.353	187.8	46.326	28.514	143.7	2:01.193
9 -		46.294	187.8	45.958	In		1:59.408 P								
419		Rob NIEMAN				SP Spirit Racing									
1 -	Out	170.6	55.345	32.315	141.2	2:23.157	10 -	Out	191.2	48.215	27.645	151.6	3:47.998		
2 -		52.525	160.2	55.009	30.406	144.9	2:17.940	11 -		45.382	193.2	46.008	27.638	150.9	1:59.028
3 -		47.549	187.8	47.843	29.390	147.2	2:04.782	12 -		45.513	192.5	47.113	27.858	151.3	2:00.484
4 -		46.861	190.8	45.921	27.835	150.6	2:00.617	13 -		46.505	190.5	46.052	27.154	151.6	1:59.711
5 -		45.536	189.1	45.730	In		1:58.914 P	14 -		45.658	189.5	46.867	27.687	152.2	2:00.212
6 -	Out	188.5	48.797	28.430	151.3		4:26.981	15 -		45.424	189.8	45.520	27.082	150.9	1:58.026
7 -		45.875	190.5	45.801	27.701	151.9	1:59.377	16 -		45.231	190.1	45.345	27.192	151.6	1:57.768
8 -		45.401	190.5	45.122	27.114	152.2	1:57.637	17 -		45.274	190.5	45.610	27.144	149.7	1:58.028
9 -		45.155	190.5	1:05.891	In		2:25.292 P								
422		Eric van den MUNCKHOF				SP Van de Pas Racing / Munckhof Racing									
1 -	Out	139.5	54.857	30.099	149.4	2:20.678	10 -		44.798	192.5	44.428	26.416	158.2	1:55.642	
2 -		46.948	184.0	49.765	28.284	155.5	2:04.997	11 -		44.682	198.5	45.042	In	1:59.280 P	
3 -		46.897	191.8	45.921	26.961	156.5	1:59.779	12 -		Out	194.6	44.837	27.894	154.2	3:31.656
4 -		44.652	194.9	44.190	26.844	150.9	1:55.686	13 -		45.659	194.6	45.107	26.818	155.8	1:57.584
5 -		45.966	188.5	45.442	In		2:04.299 P	14 -		47.679	190.8	46.643	26.976	156.2	2:01.298
6 -	Out	193.9	46.784	26.915	156.9		3:46.451	15 -		44.654	194.6	46.110	28.450	153.8	1:59.214
7 -		45.373	193.9	45.741	26.638	147.5	1:57.752	16 -		45.360	194.6	45.590	28.882	156.2	1:59.832
8 -		45.475	195.7	45.062	In		2:00.751 P	17 -		44.685	193.5	44.570	26.768	156.2	1:56.023
9 -	Out	194.2	46.519	26.626	154.2		2:55.880								
424		van VLIET / van VLIET				SP Speedtec Motorsport									
1 -	Out	125.0	52.199	31.680	145.7	2:18.765	9 -		45.355	197.8	46.204	In		1:57.407 P	
2 -		47.760	197.8	46.588	26.797	153.2	2:01.145	10 -		Out	196.0	49.219	26.463	152.9	4:20.544
3 -		45.785	196.4	45.275	26.493	153.8	1:57.553	11 -		45.324	196.7	45.194	26.780	150.6	1:57.298
4 -		45.424	195.7	45.594	In		1:57.489 P	12 -		45.572	197.4	45.449	26.858	154.2	1:57.879
5 -	Out	196.4	45.419	26.704	153.2		3:25.994	13 -		46.083	199.3	46.781	In	2:00.623 P	
6 -		45.454	195.7	45.454	26.538	154.2	1:57.446	14 -		Out	197.4	45.384	27.628	148.5	4:08.359
7 -		45.314	196.4	45.065	26.372	154.2	1:56.751	15 -		46.965	197.8	46.046	26.648	150.6	1:59.659
8 -		45.723	196.4	45.852	26.385	150.6	1:57.960	16 -		45.722	195.7	45.896	26.579	152.9	1:58.197
430		Philip HILLEGE				SP Braspenning Racing									
1 -	Out	149.2	51.557	29.085	144.6	2:13.763	8 -		47.187	188.8	46.942	27.733	145.2	2:01.862	
2 -		49.095	190.8	49.916	28.476	145.2	2:07.487	9 -		47.502	191.5	46.323	27.447	146.3	2:01.272
3 -		47.693	191.8	47.105	28.313	147.5	2:03.111	10 -		48.148	188.5	46.524	27.587	148.1	2:02.259
4 -		48.232	186.9	46.719	27.625	148.8	2:02.576	11 -		48.369	189.1	47.192	In	2:05.146 P	
5 -		46.817	188.8	46.710	27.702	148.8	2:01.229	12 -		Out	186.9	48.582	32.329	125.7	7:38.129
6 -		48.109	186.5	47.035	In		2:02.091 P	13 -		49.727	189.8	48.154	In	2:03.727 P	
7 -	Out	184.9	50.088	27.599	147.8		5:37.892								
444		TROYEN / GOUTZIERS				SP AT Motoren									
1 -	Out	161.7	56.246	32.617	144.3	2:23.232	9 -		48.312	191.5	49.315	29.943	148.5	2:07.570	
2 -		50.806	171.2	52.236	32.497	149.1	2:15.539	10 -		47.986	189.1	48.694	29.545	147.8	2:06.225
3 -		48.180	188.2	49.504	29.772	147.8	2:07.456	11 -		47.872	190.5	48.105	28.983	147.5	2:04.960
4 -		48.752	181.5	49.540	31.164	146.0	2:09.456	12 -		47.119	189.8	48.618	29.488	147.8	2:05.225
5 -		48.123	190.8	49.536	29.890	148.1	2:07.549	13 -		47.705	190.8	49.294	29.915	148.5	2:06.914
6 -		48.049	188.8	49.502	29.513	147.5	2:07.064	14 -		48.112	188.5	49.561	33.116	119.0	2:10.789
7 -		51.994	139.9	51.813	In		2:15.443 P	15 -		48.702	188.8	48.865	28.979	149.7	2:06.546
8 -	Out	182.1	50.914	30.591	146.3		7:21.071								

Weather / Track : Sunny / Dry

Assen
 Circuit Length = 4.555 km
 Start: 10:50 End: 12:14

**Dutch Supercar Challenge SS2 and SP
PRACTICE - SECTOR ANALYSIS**

463		GROUWELS / GROUWELS				SP Rudolph Racing							
1 -	Out	132.2	50.481	30.142	143.7	2:13.155	10 -	46.301	184.9	47.417	28.184	149.1	2:01.902
2 -	48.770	181.5	48.094	27.855	147.5	2:04.719	11 -	46.627	186.2	46.030	27.970	149.7	2:00.627
3 -	46.218	184.6	46.154	26.834	149.7	1:59.206	12 -	46.556	186.5	45.629	28.043	149.4	2:00.228
4 -	45.784	184.0	46.065	26.917	149.4	1:58.766	13 -	46.261	185.9	45.395	27.494	149.1	1:59.150
5 -	45.861	185.6	46.097	26.861	150.3	1:58.819	14 -	46.190	186.2	45.244	27.904	150.9	1:59.338
6 -	46.168	184.9	47.864	In		2:07.250 P	15 -	46.132	184.0	45.594	28.028	149.7	1:59.754
7 -	Out	183.1	48.258	29.003	147.8	4:41.686	16 -	46.550	184.6	44.968	27.408	150.3	1:58.926
8 -	46.990	184.0	47.663	27.763	150.6	2:02.416	17 -	46.334	187.5	45.357	27.217	150.9	1:58.908
9 -	46.171	184.6	45.835	27.698	149.4	1:59.704	18 -	45.800	185.2	45.338	27.315	151.6	1:58.453

Weather / Track : Sunny / Dry

Assen
Circuit Length = 4.555 km
Start: 10:50 End: 12:14

Dutch Supercar Challenge SS2 and SP

PRACTICE - SPEED TRAPS

SECTOR 1				SECTOR 2			FINISH LINE			
POS	NO	NAME	KPH	NO	NAME	KPH	NO	NAME	KPH	
1	333	Ronald van LOON	219.1				326	Jan van der KOOI	171.0	
2	305	BOGAERTS / van der AA	218.2				305	BOGAERTS / van der AA	170.6	
3	301	Pieter van SOELEN	214.7				369	Marcel NORBART	169.0	
4	345	POLAND / de VRIES	214.3				301	Pieter van SOELEN	168.6	
5	326	Jan van der KOOI	211.8				345	POLAND / de VRIES	168.2	
6	351	Leo KURSTJENS	211.4				351	Leo KURSTJENS	166.3	
7	407	van der VOORT / van den AKKE	210.5				354	Nick AERTS	165.5	
8	369	Marcel NORBART	210.1				333	Ronald van LOON	164.8	
9	308	van VLIET / THUIS	209.3				407	van der VOORT / van den AKKE	164.0	
10	311	Luc de COCK	208.9				311	Luc de COCK	163.6	
11	354	Nick AERTS	208.5				412	Guillaume SCHULZ	162.9	
12	320	MONSTER / MONSTER	207.3				320	MONSTER / MONSTER	162.5	
13	332	BRASPENNING / BRASPENNII	206.9				380	JEURIS / VETTERS	162.5	
14	380	JEURIS / VETTERS	206.5				368	BIJL / BIJL	162.2	
15	368	BIJL / BIJL	204.9				332	BRASPENNING / BRASPENNII	160.0	
16	412	Guillaume SCHULZ	204.5				402	Aart BOSMAN	160.0	
17	402	Aart BOSMAN	202.2				308	van VLIET / THUIS	158.9	
18	424	van VLIET / van VLIET	199.3				422	Eric van den MUNCKHOF	158.2	
19	413	Leon ZAPPEIJ	198.5				316	Christian DIJKHOF	155.8	
20	422	Eric van den MUNCKHOF	198.5				350	Bas SCHOUTEN	154.5	
21	350	Bas SCHOUTEN	197.1				401	van den BOS / van der ZWEERI	154.5	
22	401	van den BOS / van der ZWEERI	196.4				315	HORNSVELD / WISSELINK	154.2	
23	316	Christian DIJKHOF	193.9				424	van VLIET / van VLIET	154.2	
24	324	Michael VERHAGEN	193.5				419	Rob NIEMAN	152.2	
25	419	Rob NIEMAN	193.2				413	Leon ZAPPEIJ	151.9	
26	315	HORNSVELD / WISSELINK	192.2				324	Michael VERHAGEN	151.6	
27	430	Phillip HILLEGE	191.8				463	GROUWELS / GROUWELS	151.6	
28	444	TROYEN / GOUTZIERS	191.5				444	TROYEN / GOUTZIERS	149.7	
29	418	BEDORF / KARS	188.8				418	BEDORF / KARS	149.4	
30	463	GROUWELS / GROUWELS	187.5				430	Phillip HILLEGE	148.8	
31	409	Nico BEEN	178.5				409	Nico BEEN	144.0	

Weather / Track : Sunny / Dry

Assen
Circuit Length = 4.555 km
Start: 10:50 End: 12:14

Dutch Supercar Challenge SS2 and SP

PRACTICE - BEST SECTOR TIMES

SECTOR 1			SECTOR 2			SECTOR 3			IDEAL / BEST COMPARISON						
POS	NO	NAME	TIME	NO	NAME	TIME	NO	NAME	TIME	POS	NO	NAME	IDEAL	BEST	DIFF
1	301	van SOELEN	42.111	301	van SOELEN	42.059	345	POLAND / de VRIES	24.306	1	301	van SOELEN	1:48.800	1:49.376	0.576
2	305	BOGAERTS / van de	42.299	345	POLAND / de VRIES	42.235	301	van SOELEN	24.630	2	345	POLAND / de VRIE	1:48.967	1:49.153	0.186
3	345	POLAND / de VRIES	42.426	320	MONSTER / MONS	42.384	320	MONSTER / MONS	24.948	3	320	MONSTER / MONS	1:49.880	1:50.657	0.777
4	320	MONSTER / MONS	42.548	380	JEURIS / VETTERS	42.660	305	BOGAERTS / van de	25.059	4	305	BOGAERTS / van c	1:50.277	1:50.994	0.717
5	354	AERTS	42.933	305	BOGAERTS / van de	42.919	380	JEURIS / VETTERS	25.467	5	380	JEURIS / VETTER	1:51.211	1:52.520	1.309
6	369	NORBART	42.964	311	de COCK	43.359	354	AERTS	25.682	6	354	AERTS	1:52.142	1:52.604	0.462
7	311	de COCK	43.076	402	BOSMAN	43.412	407	van der VOORT / va	25.792	7	311	de COCK	1:52.493	1:53.199	0.706
8	380	JEURIS / VETTERS	43.084	354	AERTS	43.527	333	van LOON	25.975	8	407	van der VOORT / v	1:53.360	1:53.625	0.265
9	407	van der VOORT / va	43.584	332	BRASPENNING / BI	43.950	311	de COCK	26.058	9	402	BOSMAN	1:53.405	1:53.620	0.215
10	333	van LOON	43.617	407	van der VOORT / va	43.984	332	BRASPENNING / BI	26.098	10	369	NORBART	1:53.608	1:54.401	0.793
11	402	BOSMAN	43.786	316	DIJKHOF	44.100	402	BOSMAN	26.207	11	333	van LOON	1:54.121	1:54.415	0.294
12	308	van VLIET / THUIS	43.864	422	van den MUNCKHO	44.190	369	NORBART	26.308	12	332	BRASPENNING / E	1:54.451	1:55.977	1.526
13	368	BIJL / BIJL	44.130	369	NORBART	44.336	326	van der KOOL	26.342	13	308	van VLIET / THUIS	1:54.969	1:55.507	0.538
14	332	BRASPENNING / BI	44.403	368	BIJL / BIJL	44.339	424	van VLIET / van VLI	26.372	14	368	BIJL / BIJL	1:55.229	1:55.648	0.419
15	326	van der KOOL	44.451	350	SCHOUTEN	44.512	422	van den MUNCKHO	26.416	15	422	van den MUNCKHO	1:55.258	1:55.642	0.384
16	351	KURSTJENS	44.455	333	van LOON	44.529	308	van VLIET / THUIS	26.429	16	316	DIJKHOF	1:55.323	1:55.855	0.532
17	422	van den MUNCKHO	44.652	326	van der KOOL	44.651	316	DIJKHOF	26.542	17	326	van der KOOL	1:55.444	1:55.693	0.249
18	316	DIJKHOF	44.681	308	van VLIET / THUIS	44.676	350	SCHOUTEN	26.679	18	350	SCHOUTEN	1:56.562	1:56.912	0.350
19	412	SCHULZ	45.026	315	HORNSVELD / WIS	44.794	368	BIJL / BIJL	26.760	19	424	van VLIET / van VL	1:56.751	1:56.751	0.000
20	419	NIEMAN	45.155	463	GROUWELS / GRO	44.968	463	GROUWELS / GRO	26.834	20	351	KURSTJENS	1:56.896	1:57.201	0.305
21	424	van VLIET / van VLI	45.314	424	van VLIET / van VLI	45.065	401	van den BOS / van c	26.856	21	419	NIEMAN	1:57.359	1:57.637	0.278
22	350	SCHOUTEN	45.371	419	NIEMAN	45.122	351	KURSTJENS	26.938	22	401	van den BOS / van	1:57.552	1:57.552	0.000
23	401	van den BOS / van c	45.436	401	van den BOS / van c	45.260	419	NIEMAN	27.082	23	463	GROUWELS / GRO	1:57.586	1:58.453	0.867
24	315	HORNSVELD / WIS	45.650	351	KURSTJENS	45.503	418	BEDORF / KARS	27.088	24	315	HORNSVELD / WIS	1:57.659	1:59.053	1.394
25	418	BEDORF / KARS	45.778	418	BEDORF / KARS	45.890	315	HORNSVELD / WIS	27.215	25	412	SCHULZ	1:58.617	1:59.191	0.574
26	463	GROUWELS / GRO	45.784	412	SCHULZ	46.166	413	ZAPPEIJ	27.248	26	418	BEDORF / KARS	1:58.756	1:58.845	0.089
27	413	ZAPPEIJ	46.278	413	ZAPPEIJ	46.187	412	SCHULZ	27.425	27	413	ZAPPEIJ	1:59.713	2:00.276	0.563
28	409	BEEN	46.444	430	HILLEGE	46.323	430	HILLEGE	27.447	28	324	VERHAGEN	2:00.553	2:01.308	0.755
29	324	VERHAGEN	46.639	324	VERHAGEN	46.333	324	VERHAGEN	27.581	29	430	HILLEGE	2:00.587	2:01.229	0.642
30	430	HILLEGE	46.817	409	BEEN	46.377	409	BEEN	28.167	30	409	BEEN	2:00.988	2:01.855	0.867
31	444	TROYEN / GOUTZII	47.119	444	TROYEN / GOUTZII	48.105	444	TROYEN / GOUTZII	28.979	31	444	TROYEN / GOUTZ	2:04.203	2:04.960	0.757
32	378	HERBER / MEIJER		378	HERBER / MEIJER		378	HERBER / MEIJER		32	378	HERBER / MEIJER		1:51.085	0.000
33	406	ERTAN / WIJNEN		406	ERTAN / WIJNEN		406	ERTAN / WIJNEN		33	406	ERTAN / WIJNEN		2:02.806	0.000
													Perfect Lap	1:48.476	

Weather / Track : Sunny / Dry

Assen
Circuit Length = 4.555 km
Start: 10:50 End: 12:14

Dutch Supercar Challenge SS2 and SP

QUALIFYING - RACE 1 - CLASSIFICATION

POS	NO	CL	NAME	ENTRY	TIME	ON	LAPS	GAP	DIFF	KPH
1	345	SS2	POLAND / de VRIES	BMW E46 GTR	1:47.236	4	6			152.91
2	301	SS2	Pieter van SOELEN	BMW E46 Coupé GTR	1:48.402	12	13	1.166	1.166	151.27
3	305	SS2	BOGAERTS / van der AA	BMW 132 GTR	1:48.498	4	13	1.262	0.096	151.13
4	320	SS2	MONSTER / MONSTER	Seat Leon Supercopa	1:49.105	12	13	1.869	0.607	150.29
5	326	SS2	Jan van der KOOI	Lotus Exige GT3	1:49.162	9	12	1.926	0.057	150.21
6	378	SS2	HERBER / MEIJER	Saker GT	1:50.487	15	15	3.251	1.325	148.41
7	354	SS2	Nick AERTS	Ford Mondeo	1:50.506	10	12	3.270	0.019	148.39
8	407	SP	van der VOORT / van den AKKER	BMW 130i	1:50.789	10	13	3.553	0.283	148.01
9	311	SS2	Luc de COCK	Lotus 2/11 GT4	1:51.346	7	15	4.110	0.557	147.27
10	369	SS2	Marcel NORBART	Seat Leon Supercopa	1:51.896	11	13	4.660	0.550	146.54
11	401	SP	van den BOS / van der ZWEERDE	BMW E36 M2,5	1:51.914	4	8	4.678	0.018	146.52
12	402	SP	Aart BOSMAN	Lotus Exige	1:52.262	2	6	5.026	0.348	146.06
13	380	SS2	JEURIS / VETTERS	Saker GT	1:53.294	14	14	6.058	1.032	144.73
14	333	SS2	Ronald van LOON	BMW E46 M3	1:53.725	3	13	6.489	0.431	144.18
15	316	SS2	Christian DIJKHOF	Seat Leon Supercopa	1:53.832	11	16	6.596	0.107	144.05
16	332	SS2	BRASPENNING / BRASPENNING	BMW E46 4d	1:53.886	14	14	6.650	0.054	143.98
17	368	SS2	BIJL / BIJL	Seat Leon Supercopa	1:54.277	14	14	7.041	0.391	143.49
18	422	SP	Eric van den MUNCKHOF	Focus Sport	1:54.908	11	11	7.672	0.631	142.70
19	351	SS2	Leo KURSTJENS	Focus Sport	1:55.323	13	14	8.087	0.415	142.19
20	350	SS2	Bas SCHOUTEN	Nissan 350z FlexFuel	1:56.008	6	10	8.772	0.685	141.35
21	424	SP	van VLIET / van VLIET	BMW M3 E46	1:56.808	10	12	9.572	0.800	140.38
22	308	SS2	van VLIET / THUIS	BMW E92 M3	1:56.828	12	13	9.592	0.020	140.36
23	315	SS2	HORNSVELD / WISSELINK	Seat Leon Supercopa	1:57.061	5	14	9.825	0.233	140.08
24	412	SP	Guillaume SCHULZ	Lotus Exige Cup	1:58.155	4	5	10.919	1.094	138.78
25	418	SP	BEDORF / KARS	Renault Clio RS 2.0 16V	1:58.193	5	14	10.957	0.038	138.73
26	419	SP	Rob NIEMAN	Renault Clio RS 2.0 16V	1:58.198	14	14	10.962	0.005	138.73
27	324	SS2	Michael VERHAGEN	Honda S2000	1:58.937	7	8	11.701	0.739	137.87
28	413	SP	Leon ZAPPEIJ	BMW M3 E36	1:59.525	13	14	12.289	0.588	137.19
29	409	SP	Nico BEEN	Renault Clio RS 2.0 16V	2:01.416	10	12	14.180	1.891	135.05
30	430	SP	Jan Bart KOLSTEREN	BMW E46 330i	2:01.867	9	11	14.631	0.451	134.55
31	406	SP	ERTAN / WIJNEN	Renault Clio III Cup	2:02.129	13	13	14.893	0.262	134.26
32	444	SP	TROEYEN / GOUTZIERS	Focus Sport	2:03.832	9	13	16.596	1.703	132.42
33	463	SP	GROUWELS / GROUWELS	Renault Clio RS 2.0 16V		0	2			

Car 422 - Fastest lap disallowed - yellow flag infringement

Assen

Weather / Track : Sunny / Dry

Circuit Length = 4.555 km

These results are provisional until the conclusion of any judicial and technical matters.

Start: 14:50 End: 15:22

Clerk of Course :		Timekeeper :
-------------------	--	--------------

Dutch Supercar Challenge SS2 and SP
QUALIFYING - RACE 1 - SECTOR ANALYSIS

301	Pieter van SOELEN				SS2 JR Motorsport								
1 -	Out 168.0	49.543	29.811	155.8	2:11.371	8 -	41.965	215.6	42.659	24.575	168.2	1:49.199	
2 -	44.184	214.7	43.509	24.721	167.1	1:52.414	9 -	54.730	152.5	53.968	In	2:22.943 P	
3 -	42.087	216.0	43.012	24.609	167.4	1:49.708	10 -	Out 198.9	43.147	25.190	168.6	3:19.643	
4 -	42.213	216.0	41.722	25.290	166.7	1:49.225	11 -	41.808	216.0	42.927	24.563	168.2	1:49.298
5 -	42.051	213.4	42.387	25.124	166.7	1:49.562	12 -	42.295	215.6	41.785	24.322	168.2	1:48.402
6 -	52.069	160.5	49.391	27.083	166.7	2:08.543	13 -	55.057	157.2	52.195	In	2:24.887 P	
7 -	42.088	215.1	47.499	29.221	166.3	1:58.808							
305	BOGAERTS / van der AA				SS2 European Staffing Racing								
1 -	Out 203.4	49.205	27.805	157.2	2:06.033	8 -	44.782	216.4	43.793	25.332	167.1	1:53.907	
2 -	45.481	214.7	45.953	25.275	166.3	1:56.709	9 -	42.375	214.3	42.574	24.810	168.2	1:49.759
3 -	42.123	216.4	42.421	24.952	168.2	1:49.496	10 -	44.157	213.9	44.293	25.164	168.6	1:53.614
4 -	41.840	218.6	42.194	24.464	167.8	1:48.498	11 -	42.410	218.6	43.634	26.048	165.1	1:52.092
5 -	42.977	216.9	43.665	In	1:54.692 P	12 -	42.326	215.6	42.760	25.030	169.8	1:50.116	
6 -	Out 122.3	52.969	29.318	156.2	5:53.880	13 -	49.135	178.8	50.955	In	2:13.305 P		
7 -	46.771	199.6	49.874	30.841	161.8	2:07.486							
308	van VLIET / THUIS				SS2 Van Vliet Afbouw/Intrax Racing								
1 -	Out 177.9	49.890	29.467	149.4	2:09.072	8 -	45.482	204.5	45.796	28.391	154.2	1:59.669	
2 -	46.772	191.2	47.811	30.496	151.3	2:05.079	9 -	46.047	160.2	57.541	In	2:18.659 P	
3 -	46.297	190.1	46.205	29.731	141.5	2:02.233	10 -	Out 203.0	46.825	29.617	147.5	3:46.763	
4 -	1:00.905	113.9	58.620	36.277	148.1	2:35.802	11 -	46.039	202.6	45.549	27.466	150.3	1:59.054
5 -	46.192	198.9	45.809	27.134	151.9	1:59.135	12 -	44.787	206.5	44.341	27.700	153.2	1:56.828
6 -	45.398	205.7	44.905	26.626	158.2	1:56.929	13 -	45.206	198.9	44.971	27.294	149.7	1:57.471
7 -	45.037	207.7	45.536	27.095	151.9	1:57.668							
311	Luc de COCK				SS2 Deldiche Racing								
1 -	Out 164.1	51.946	27.980	156.5	2:06.679	9 -	44.150	207.3	45.403	In	1:59.139 P		
2 -	43.945	208.9	43.908	26.272	162.9	1:54.125	10 -	Out 206.9	44.508	26.344	159.6	3:39.115	
3 -	43.434	206.1	43.301	26.297	158.9	1:53.032	11 -	43.392	207.7	44.483	26.318	160.0	1:54.193
4 -	43.587	207.7	43.291	26.329	162.5	1:53.207	12 -	43.123	207.7	43.698	26.175	160.7	1:52.996
5 -	43.051	206.1	43.682	25.984	162.5	1:52.717	13 -	43.319	208.5	43.654	26.238	162.9	1:53.211
6 -	42.811	205.7	43.322	25.776	164.0	1:51.909	14 -	44.992	205.3	43.350	26.431	161.1	1:54.773
7 -	43.051	209.3	42.873	25.422	164.0	1:51.346	15 -	43.239	208.1	43.034	25.883	161.1	1:52.156
8 -	42.973	209.3	42.682	26.524	161.8	1:52.179							
315	HORNSVELD / WISSELINK				SS2 Pennucci - TVS Racing								
1 -	Out 180.0	49.762	28.588	149.1	2:07.496	8 -	Out 189.5	49.636	29.153	150.6	4:03.776		
2 -	46.259	193.5	45.862	27.491	153.2	1:59.612	9 -	47.218	190.5	46.331	28.064	150.9	2:01.613
3 -	45.479	189.1	44.243	27.721	153.8	1:57.443	10 -	45.662	191.5	45.468	27.912	151.3	1:59.042
4 -	44.865	193.2	45.292	28.851	153.8	1:59.008	11 -	45.563	189.1	45.564	27.828	152.2	1:58.955
5 -	45.451	190.5	44.905	26.705	154.2	1:57.061	12 -	45.618	191.2	46.868	27.924	143.7	2:00.410
6 -	45.816	191.2	45.753	27.711	151.9	1:59.280	13 -	45.442	189.1	45.162	27.241	150.9	1:57.845
7 -	46.089	189.8	48.033	In	2:04.597 P	14 -	56.394	135.2	49.718	27.704	150.9	2:13.816	
316	Christian DIJKHOF				SS2 Brax Racing								
1 -	Out 193.9	53.020	30.141	153.5	2:15.332	9 -	44.220	193.9	43.815	26.416	154.2	1:54.451	
2 -	46.622	197.4	46.041	27.192	156.2	1:59.855	10 -	44.587	192.5	45.950	26.833	155.2	1:57.370
3 -	44.854	195.3	43.917	26.137	158.9	1:54.908	11 -	44.267	193.5	43.513	26.052	155.2	1:53.832
4 -	44.716	194.2	44.016	28.185	156.5	1:56.917	12 -	45.482	192.5	43.829	26.378	156.5	1:55.689
5 -	44.636	192.5	43.525	26.766	157.2	1:54.927	13 -	44.352	191.5	43.366	26.388	155.5	1:54.106
6 -	44.844	165.6	52.648	28.097	154.2	2:05.589	14 -	44.525	192.9	43.280	27.156	156.5	1:54.961
7 -	44.150	194.9	45.732	27.094	154.5	1:56.976	15 -	44.595	192.2	44.151	27.736	154.2	1:56.482
8 -	44.258	192.9	43.547	27.576	154.8	1:55.381	16 -	44.268	192.2	43.350	26.498	156.2	1:54.116
320	MONSTER / MONSTER				SS2 Team Rival Racing								
1 -	Out 150.4	53.233	29.940	154.8	2:11.006	8 -	43.069	207.3	44.676	In	1:54.043 P		
2 -	47.785	199.6	57.264	32.712	161.4	2:17.761	9 -	Out 204.5	43.409	25.403	161.8	4:54.648	
3 -	42.871	206.1	42.009	26.308	154.8	1:51.188	10 -	42.641	206.9	41.651	25.181	162.5	1:49.473
4 -	59.994	119.9	58.155	31.326	121.4	2:29.475	11 -	42.805	206.9	53.324	28.226	162.2	2:04.355
5 -	53.640	150.6	57.223	36.439	158.6	2:27.302	12 -	42.461	207.7	41.830	24.814	160.7	1:49.105

Weather / Track : Sunny / Dry

Assen
 Circuit Length = 4.555 km
 Start: 14:50 End: 15:22

Dutch Supercar Challenge SS2 and SP

QUALIFYING - RACE 1 - SECTOR ANALYSIS

6 -	43.059	<i>207.7</i>	43.637	26.212	157.2	1:52.908	13 -	46.091	155.8	48.373	In	2:07.245 P	
7 -	43.192	207.3	42.026	25.507	154.8	1:50.725							
324	Michael VERHAGEN SS2 Honda Racing Verhagen												
1 -	Out	123.4	59.021	33.036	146.0	2:29.747	5 -	<i>45.831</i>	195.7	<i>45.722</i>	27.420	150.0	1:58.973
2 -	49.760	191.8	47.646	29.147	149.7	2:06.553	6 -	46.891	192.9	46.366	27.091	150.0	2:00.348
3 -	47.597	189.1	47.415	27.252	150.0	2:02.264	7 -	45.963	<i>198.2</i>	46.174	<i>26.800</i>	<i>150.3</i>	1:58.937
4 -	46.166	195.3	46.515	27.352	150.0	2:00.033	8 -	46.028	195.3	46.752	In		2:03.293 P
326	Jan van der KOOI SS2 Team Lotus Racing												
1 -	Out	161.7	47.041	29.513	163.6	2:05.922	7 -	48.300	191.8	48.756	30.705	167.1	2:07.761
2 -	43.899	211.4	43.544	25.082	172.7	1:52.525	8 -	43.146	211.8	45.939	24.971	171.4	1:54.056
3 -	<i>42.251</i>	<i>213.4</i>	42.286	24.792	171.0	1:49.329	9 -	42.679	210.5	<i>41.973</i>	<i>24.510</i>	<i>174.3</i>	1:49.162
4 -	49.105	133.5	49.605	26.285	169.8	2:04.995	10 -	47.204	142.1	50.243	In		2:07.652 P
5 -	46.994	135.0	50.822	In		2:06.255 P	11 -	Out	139.0	51.745	26.349	163.3	4:04.693
6 -	Out	118.3	58.599	31.653	160.4	5:17.552	12 -	46.231	135.7	48.046	27.317	169.4	2:01.594
332	BRASPENNING / BRASPENNING SS2 Braspenning Racing												
1 -	Out	165.6	54.443	29.573	155.8	2:16.145	8 -	Out	202.2	45.381	25.914	158.9	3:35.383
2 -	46.667	206.5	47.006	28.478	155.8	2:02.151	9 -	44.961	204.2	47.431	26.108	157.2	1:58.500
3 -	44.763	204.9	47.904	26.868	155.8	1:59.535	10 -	44.371	206.1	44.544	25.843	157.9	1:54.758
4 -	44.958	203.8	46.708	26.708	158.6	1:58.374	11 -	44.452	205.3	45.155	25.843	157.9	1:55.450
5 -	44.802	204.9	46.187	26.862	155.8	1:57.851	12 -	44.301	206.5	44.200	26.054	<i>159.3</i>	1:54.555
6 -	44.669	205.7	45.843	26.583	155.5	1:57.095	13 -	44.186	205.3	44.314	26.097	158.2	1:54.597
7 -	44.719	206.1	45.693	In		1:57.731 P	14 -	<i>44.042</i>	<i>206.9</i>	<i>44.078</i>	<i>25.766</i>	150.9	1:53.886
333	Ronald van LOON SS2 V-Max Racing												
1 -	Out	210.5	46.570	26.732	163.3	2:00.353	8 -	43.823	216.4	44.641	26.065	<i>164.4</i>	1:54.529
2 -	43.935	214.7	44.516	26.907	162.9	1:55.358	9 -	43.961	<i>217.7</i>	44.911	25.962	162.5	1:54.834
3 -	<i>43.294</i>	216.4	44.549	25.882	161.8	1:53.725	10 -	43.847	216.9	50.169	In		2:02.778 P
4 -	44.117	207.3	46.974	28.533	159.6	1:59.624	11 -	Out	203.4	46.625	26.271	162.9	3:30.029
5 -	44.702	216.9	45.643	In		1:57.456 P	12 -	43.594	217.3	44.721	<i>25.692</i>	164.0	1:54.007
6 -	Out	207.3	48.181	27.524	160.0	3:50.187	13 -	43.509	215.6	<i>44.422</i>	25.899	163.3	1:53.830
7 -	43.769	<i>217.7</i>	44.687	26.011	161.1	1:54.467							
345	POLAND / de VRIES SS2 JR Motorsport												
1 -	Out	206.9	52.179	28.692	154.5	2:09.382	4 -	<i>41.793</i>	<i>215.6</i>	<i>41.232</i>	<i>24.211</i>	<i>169.8</i>	1:47.236
2 -	45.946	179.4	45.791	27.132	167.4	1:58.869	5 -	50.731	172.2	50.578	In		2:13.129 P
3 -	42.374	213.9	42.235	25.259	165.9	1:49.868	6 -	Out	157.4	52.370	In		20:39.175 P
350	Bas SCHOUTEN SS2 Bas Koeten Racing												
1 -	Out	148.1	50.951	29.788	148.1	2:12.361	6 -	44.911	<i>199.6</i>	44.548	26.549	<i>155.2</i>	1:56.008
2 -	48.365	178.5	47.424	28.502	150.3	2:04.291	7 -	50.434	151.7	47.101	In		2:05.695 P
3 -	49.204	162.9	47.996	In		2:14.740 P	8 -	Out	195.3	44.592	26.713	152.5	9:05.718
4 -	Out	195.3	44.813	26.680	152.2	4:38.960	9 -	<i>44.892</i>	195.7	<i>44.247</i>	27.780	151.9	1:56.919
5 -	45.032	196.4	44.860	<i>26.303</i>	<i>155.2</i>	1:56.195	10 -	45.411	187.5	46.504	27.162	135.3	1:59.077
351	Leo KURSTJENS SS2 AT Motoren												
1 -	Out	190.5	51.472	29.068	160.0	2:12.853	8 -	47.328	201.9	49.196	In		2:04.774 P
2 -	45.150	<i>209.3</i>	45.122	26.858	<i>163.3</i>	1:57.130	9 -	Out	180.0	48.573	27.231	159.6	4:06.009
3 -	<i>44.000</i>	206.1	45.887	26.696	162.5	1:56.583	10 -	45.232	206.9	45.137	<i>26.570</i>	162.5	1:56.939
4 -	44.572	207.7	45.099	27.077	161.4	1:56.748	11 -	44.333	206.9	45.070	27.315	162.2	1:56.718
5 -	44.631	201.9	45.163	26.846	161.4	1:56.640	12 -	45.035	207.7	45.348	26.778	162.2	1:57.161
6 -	44.725	204.5	45.304	27.016	159.6	1:57.045	13 -	44.173	205.3	<i>44.431</i>	26.719	161.8	1:55.323
7 -	44.523	206.5	45.983	27.432	158.9	1:57.938	14 -	44.395	208.5	44.947	In		1:58.930 P
354	Nick AERTS SS2 Van de Pas Racing												
1 -	Out	122.6	58.226	31.811	157.9	2:25.389	7 -	43.256	207.7	43.459	25.746	162.9	1:52.461
2 -	50.580	202.2	47.567	33.290	161.8	2:11.437	8 -	43.288	207.7	43.223	25.558	160.7	1:52.069
3 -	44.540	206.1	47.140	26.514	163.6	1:58.194	9 -	43.081	<i>208.5</i>	42.896	25.196	164.0	1:51.173
4 -	44.221	204.9	44.296	25.845	164.4	1:54.362	10 -	43.029	208.1	<i>42.637</i>	<i>24.840</i>	<i>165.5</i>	1:50.506
5 -	43.762	205.7	43.836	25.428	164.4	1:53.026	11 -	42.951	207.3	42.903	25.711	164.4	1:51.565
6 -	43.303	207.7	43.391	25.530	164.0	1:52.224	12 -	<i>42.654</i>	206.1	44.972	In		2:00.732 P

Weather / Track : Sunny / Dry

Assen
Circuit Length = 4.555 km
Start: 14:50 End: 15:22

Dutch Supercar Challenge SS2 and SP
QUALIFYING - RACE 1 - SECTOR ANALYSIS

368		BIJL / BIJL		SS2 Gravity Racing									
1 -	Out	195.7	50.320	29.718	150.3	2:10.679	8 -	44.464	202.6	43.752	26.413	158.9	1:54.629
2 -	45.844	189.1	49.141	In		2:04.376 P	9 -	45.135	203.4	43.890	26.615	157.9	1:55.640
3 -	Out	175.3	48.557	28.527	157.2	5:19.101	10 -	44.511	202.2	47.899	28.870	157.5	2:01.280
4 -	45.068	203.4	44.934	27.193	158.6	1:57.195	11 -	44.208	204.2	45.461	29.110	158.2	1:58.779
5 -	44.437	201.1	44.674	26.833	157.5	1:55.944	12 -	49.637	136.9	50.242	27.680	157.9	2:07.559
6 -	45.028	203.4	44.925	27.754	158.6	1:57.707	13 -	44.109	204.9	45.049	26.406	158.2	1:55.564
7 -	51.115	140.6	52.067	30.386	157.5	2:13.568	14 -	44.231	203.0	43.660	26.386	160.4	1:54.277
369		Marcel NORBART		SS2 Passie Racing									
1 -	Out	160.2	48.893	28.397	161.8	2:09.968	8 -	43.729	210.5	43.932	26.692	164.4	1:54.353
2 -	43.897	209.3	45.998	27.920	161.4	1:57.815	9 -	43.605	210.5	44.008	In		2:00.247 P
3 -	44.269	206.1	43.840	26.835	165.9	1:54.944	10 -	Out	192.9	46.397	26.639	167.1	2:23.316
4 -	43.267	208.1	44.259	26.602	167.1	1:54.128	11 -	42.547	208.1	43.420	25.929	168.2	1:51.896
5 -	42.639	209.3	43.863	26.369	167.8	1:52.871	12 -	50.202	137.8	49.539	31.113	164.4	2:10.854
6 -	42.867	210.5	44.885	In		1:58.128 P	13 -	43.231	210.1	44.531	In		1:55.263 P
7 -	Out	212.6	44.650	27.074	164.0	3:53.886							
378		HERBER / MEIJER		SS2 Saker Europe									
1 -	Out	179.4	49.112	28.029	151.9	2:07.320	9 -	43.278	206.1	42.600	25.359	160.7	1:51.237
2 -	46.034	204.5	45.187	25.845	158.9	1:57.066	10 -	43.164	204.5	42.397	25.123	160.7	1:50.678
3 -	44.068	203.0	44.084	25.373	160.0	1:53.525	11 -	43.879	204.2	43.369	25.373	160.0	1:52.621
4 -	43.260	205.3	43.462	25.204	160.7	1:51.926	12 -	43.140	206.1	44.283	25.737	160.0	1:53.160
5 -	43.848	202.6	47.849	30.189	154.8	2:01.886	13 -	43.204	203.8	42.730	25.768	159.3	1:51.702
6 -	47.410	178.8	47.479	27.738	154.5	2:02.627	14 -	42.914	204.9	42.572	25.186	161.1	1:50.672
7 -	44.147	202.2	46.332	In		1:59.301 P	15 -	42.943	204.2	42.753	24.791	160.7	1:50.487
8 -	Out	161.9	44.380	26.367	160.4	3:40.776							
380		JEURIS / VETTERS		SS2 RSTT Race Service									
1 -	Out	157.0	51.881	27.962	158.6	2:10.061	8 -	Out	196.7	48.142	30.085	146.3	3:31.489
2 -	44.535	205.7	44.016	26.305	160.0	1:54.856	9 -	45.905	205.3	45.462	28.584	158.6	1:59.951
3 -	45.217	205.3	43.977	26.056	162.2	1:55.250	10 -	44.648	204.9	44.674	27.219	157.2	1:56.541
4 -	44.088	204.2	44.131	26.212	159.3	1:54.431	11 -	45.651	196.7	56.335	In		2:19.775 P
5 -	43.922	205.7	44.487	25.977	162.2	1:54.386	12 -	Out	202.6	44.942	27.421	154.8	3:23.235
6 -	44.085	204.9	44.265	25.840	161.8	1:54.190	13 -	44.100	205.3	44.162	26.334	157.2	1:54.596
7 -	45.539	201.1	45.106	In		2:02.921 P	14 -	43.315	205.7	43.947	26.032	159.6	1:53.294
401		van den BOS / van der ZWEERDE		SP JR Motorsport									
1 -	Out	195.7	49.162	27.513	154.5	2:04.795	5 -	43.752	196.0	44.499	In		1:56.940 P
2 -	45.243	197.1	45.674	26.243	157.5	1:57.160	6 -	Out	199.6	47.227	25.889	155.5	16:19.552
3 -	44.580	196.0	43.447	25.717	158.2	1:53.744	7 -	44.622	196.7	45.298	29.672	158.2	1:59.592
4 -	43.973	198.2	42.792	25.149	159.6	1:51.914	8 -	43.839	197.8	43.252	25.438	158.6	1:52.529
402		Aart BOSMAN		SP ABW Racing									
1 -	Out	201.5	45.149	27.302	157.5	1:58.853	4 -	Out	198.5	45.534	26.545	155.8	20:06.659
2 -	43.687	201.5	42.998	25.577	160.7	1:52.262	5 -	44.243	200.0	44.078	25.940	159.3	1:54.261
3 -	45.711	154.5	54.938	In		2:21.584 P	6 -	43.606	199.3	43.156	25.664	158.2	1:52.426
406		ERTAN / WIJNEN		SP Carworld Motorsport									
1 -	Out	161.0	50.655	30.314	138.2	2:09.681	8 -	48.051	176.8	47.884	29.280	140.4	2:05.215
2 -	51.268	175.0	49.285	35.737	138.5	2:16.290	9 -	47.691	177.6	47.155	29.174	140.1	2:04.020
3 -	48.650	176.5	47.026	29.219	137.4	2:04.895	10 -	47.790	177.3	47.385	29.079	139.8	2:04.254
4 -	48.628	175.3	48.023	29.622	138.5	2:06.273	11 -	48.594	179.1	47.009	29.228	139.5	2:04.831
5 -	47.839	176.5	47.314	29.990	135.3	2:05.143	12 -	47.647	177.9	46.925	28.591	140.6	2:03.163
6 -	48.171	177.3	52.961	In		2:10.634 P	13 -	47.102	177.9	46.591	28.436	139.8	2:02.129
7 -	Out	176.2	48.299	29.594	139.0	3:55.475							
407		van der VOORT / van den AKKER		SP Powermotorsports									
1 -	Out	146.1	54.142	31.596	136.1	2:20.520	8 -	45.599	198.9	45.236	In		2:01.310 P
2 -	48.666	199.3	51.861	32.878	156.2	2:13.405	9 -	Out	206.1	44.205	25.839	163.6	3:50.974
3 -	44.406	210.5	44.783	26.093	162.5	1:55.282	10 -	43.037	210.5	42.503	25.249	165.1	1:50.789
4 -	46.676	207.3	46.106	27.398	160.0	2:00.180	11 -	43.478	209.3	44.102	In		1:57.490 P

Assen
Circuit Length = 4.555 km
Start: 14:50 End: 15:22

Weather / Track : Sunny / Dry

Dutch Supercar Challenge SS2 and SP

QUALIFYING - RACE 1 - SECTOR ANALYSIS

5 -	43.849	208.5	44.648	26.533	159.3	1:55.030	12 -	Out	188.8	45.549	26.701	160.4	4:42.260
6 -	43.914	<i>271.4</i>	45.282	27.716	154.5	1:56.912	13 -	43.970	207.7	44.601	26.275	162.5	1:54.846
7 -	44.961	210.1	45.307	26.205	160.7	1:56.473							
409	Nico BEEN SP Nico Been												
1 -	Out	122.7	52.677	29.705	140.9	2:16.030	7 -	47.491	<i>184.0</i>	48.126	In		2:03.364 P
2 -	48.304	181.8	46.891	29.672	<i>145.2</i>	2:04.867	8 -	Out	180.0	48.127	31.375	133.3	5:50.182
3 -	47.248	181.5	46.595	28.239	144.6	2:02.082	9 -	49.581	181.8	50.001	29.665	143.7	2:09.247
4 -	47.341	177.6	48.153	28.566	144.6	2:04.060	10 -	46.936	<i>184.0</i>	<i>46.480</i>	<i>28.000</i>	143.4	2:01.416
5 -	47.092	182.1	46.756	28.554	143.4	2:02.402	11 -	47.110	176.2	46.757	30.198	142.0	2:04.065
6 -	46.908	183.4	47.209	28.560	140.4	2:02.677	12 -	<i>46.586</i>	<i>184.0</i>	46.576	28.667	141.2	2:01.829
412	Guillaume SCHULZ SP Team TDM												
1 -	Out	157.9	49.523	30.425	155.8	2:10.462	4 -	45.004	<i>203.4</i>	45.872	27.279	159.3	1:58.155
2 -	<i>44.660</i>	194.2	48.076	27.272	<i>161.4</i>	2:00.008	5 -	45.840	185.6	<i>45.691</i>	<i>26.902</i>	159.6	1:58.433
3 -	46.371	200.7	46.140	27.375	160.4	1:59.886							
413	Leon ZAPPEIJ SP LZ Racing												
1 -	Out	124.0	59.176	33.031	146.3	2:31.120	8 -	46.822	197.1	46.751	27.483	151.9	2:01.056
2 -	49.425	193.9	47.408	28.468	151.9	2:05.301	9 -	46.689	197.4	46.455	<i>27.128</i>	151.9	2:00.272
3 -	49.843	193.2	49.655	29.674	148.8	2:09.172	10 -	46.327	198.2	46.124	27.208	151.3	1:59.659
4 -	47.086	194.9	46.257	27.612	152.2	2:00.955	11 -	46.233	198.2	46.502	27.172	152.5	1:59.907
5 -	46.343	196.7	46.247	27.300	152.2	1:59.890	12 -	46.098	<i>199.3</i>	46.569	27.204	152.2	1:59.871
6 -	46.190	198.2	<i>46.055</i>	27.960	147.8	2:00.205	13 -	<i>46.052</i>	198.2	46.303	27.170	<i>153.5</i>	1:59.525
7 -	47.061	198.5	47.226	27.618	152.5	2:01.905	14 -	46.922	196.0	47.330	In		2:05.356 P
418	BEDORF / KARS SP Spirit Racing												
1 -	Out	143.0	56.345	31.627	145.2	2:17.903	8 -	Out	185.2	48.357	28.791	144.9	3:43.584
2 -	48.790	186.5	47.407	28.566	148.5	2:04.763	9 -	47.389	187.5	46.700	28.113	146.9	2:02.202
3 -	46.158	189.1	47.219	27.496	<i>149.4</i>	2:00.873	10 -	46.686	188.5	46.059	27.774	148.1	2:00.519
4 -	45.943	189.8	45.707	26.979	<i>149.4</i>	1:58.629	11 -	46.996	188.5	46.867	28.327	147.2	2:02.190
5 -	<i>45.829</i>	189.5	<i>45.304</i>	27.060	148.8	1:58.193	12 -	46.524	188.8	46.041	27.722	148.1	2:00.287
6 -	45.885	189.1	45.824	<i>26.970</i>	147.8	1:58.679	13 -	46.808	188.5	46.213	27.814	145.5	2:00.835
7 -	45.946	<i>190.1</i>	46.805	In		2:00.596 P	14 -	46.477	188.2	46.398	28.266	147.2	2:01.141
419	Rob NIEMAN SP Spirit Racing												
1 -	Out	140.8	54.312	In		2:18.071 P	8 -	Out	189.8	47.080	28.245	149.7	3:27.116
2 -	Out	149.8	51.062	28.824	149.7	2:39.919	9 -	46.067	190.5	47.048	27.623	149.4	2:00.738
3 -	46.044	190.8	46.778	27.745	<i>150.9</i>	2:00.567	10 -	45.884	191.5	46.492	27.514	149.1	1:59.890
4 -	45.755	189.1	46.034	29.158	149.1	2:00.947	11 -	45.736	<i>192.9</i>	45.812	27.417	150.3	1:58.965
5 -	45.869	190.8	45.980	29.511	145.5	2:01.360	12 -	45.676	192.5	46.104	27.658	148.1	1:59.438
6 -	46.344	190.1	46.368	27.562	150.6	2:00.274	13 -	45.585	191.2	49.804	28.010	148.8	2:03.399
7 -	46.201	190.1	53.084	In		2:08.670 P	14 -	<i>45.560</i>	191.2	<i>45.542</i>	<i>27.096</i>	149.4	1:58.198
422	Eric van den MUNCKHOF SP Van de Pas Racing / Munckhof Racing												
1 -	Out	131.4	58.983	31.469	150.6	2:27.300	7 -	44.179	198.5	44.493	26.242	157.5	1:54.914
2 -	54.595	135.7	54.604	32.405	156.2	2:21.604	8 -	47.681	174.8	49.143	In		2:08.352 P
3 -	44.849	196.0	44.453	26.222	157.5	1:55.524	9 -	Out	134.2	51.098	26.932	154.2	3:35.583
4 -	52.440	160.5	51.514	28.223	156.9	2:12.177	10 -	44.928	199.3	44.508	<i>26.056</i>	<i>159.3</i>	1:55.492
5 -	44.520	197.1	44.660	26.527	157.2	1:55.707	11 -	<i>44.045</i>	<i>200.7</i>	44.807	26.056	158.2	1:54.908
6 -	44.287	197.8	<i>44.251</i>	26.256	157.2	1:54.794 D							
424	van VLIET / van VLIET SP Speedtec Motorsport												
1 -	Out	134.3	57.054	31.060	150.3	2:24.142	7 -	Out	198.5	45.853	26.988	153.2	4:00.241
2 -	46.144	198.9	46.529	27.343	153.5	2:00.016	8 -	45.022	198.2	45.441	27.188	152.2	1:57.651
3 -	45.254	197.4	45.500	26.962	153.5	1:57.716	9 -	44.940	197.8	45.249	26.739	153.8	1:56.928
4 -	45.116	197.4	45.291	<i>26.729</i>	<i>154.2</i>	1:57.136	10 -	45.112	198.9	<i>44.948</i>	26.748	153.2	1:56.808
5 -	<i>44.826</i>	197.4	45.637	26.881	153.8	1:57.344	11 -	44.914	198.9	45.115	27.262	152.9	1:57.291
6 -	45.392	198.5	46.890	In		1:58.855 P	12 -	44.914	<i>199.3</i>	52.794	In		2:06.159 P
430	Jan Bart KOLSTEREN SP Braspenning Racing												
1 -	Out	174.5	49.494	29.597	140.6	2:08.790	7 -	47.864	178.5	47.140	28.117	<i>142.6</i>	2:03.121
2 -	49.040	176.5	48.492	28.604	140.4	2:06.136	8 -	47.640	179.7	46.871	27.959	142.3	2:02.470

Weather / Track : Sunny / Dry

Assen
Circuit Length = 4.555 km
Start: 14:50 End: 15:22

Dutch Supercar Challenge SS2 and SP
QUALIFYING - RACE 1 - SECTOR ANALYSIS

3 -	48.927	177.9	48.075	In	2:14.266 P	9 -	<i>47.379</i>	<i>180.0</i>	46.632	<i>27.856</i>	142.0	2:01.867	
4 -	Out	174.8	50.713	29.039	140.1	6:45.626	10 -	47.629	179.7	46.544	27.938	141.7	2:02.111
5 -	47.996	178.2	47.049	27.980	142.3	2:03.025	11 -	47.465	178.8	46.636	In		2:01.642 P
6 -	47.484	177.0	47.046	27.889	142.0	2:02.419							
444	TROEYEN / GOUTZIERS												
	SP AT Motoren												
1 -	Out	170.1	56.045	34.639	141.2	2:26.232	8 -	46.612	194.2	47.938	31.372	148.5	2:05.922
2 -	50.160	189.1	50.202	31.026	148.1	2:11.388	9 -	46.882	194.2	48.291	28.659	149.4	2:03.832
3 -	48.571	189.8	52.610	30.782	148.5	2:11.963	10 -	46.786	192.5	48.548	28.701	150.3	2:04.035
4 -	50.311	186.5	49.853	32.350	146.3	2:12.514	11 -	47.968	192.2	48.448	29.213	146.6	2:05.629
5 -	47.653	190.1	48.948	29.626	149.1	2:06.227	12 -	47.329	193.5	47.645	29.494		2:04.468
6 -	47.308	192.5	48.482	29.546	147.2	2:05.336	13 -	49.919	178.5	54.950	In		2:19.545 P
7 -	46.995	191.8	47.984	28.974	143.4	2:03.953							
463	GROUWELS / GROUWELS												
	SP Rudolph Racing												
1 -	Out	156.1	51.307	28.544	147.5	2:08.650	2 -	1:05.129	181.5	47.125	In		2:20.953 P

Weather / Track : Sunny / Dry

Assen
 Circuit Length = 4.555 km
 Start: 14:50 End: 15:22

Dutch Supercar Challenge SS2 and SP

QUALIFYING - RACE 1 - SPEED TRAPS

SECTOR 1				SECTOR 2			FINISH LINE			
POS	NO	NAME	KPH	NO	NAME	KPH	NO	NAME	KPH	
1	305	BOGAERTS / van der AA	218.6				326	Jan van der KOOI	174.3	
2	333	Ronald van LOON	217.7				305	BOGAERTS / van der AA	169.8	
3	301	Pieter van SOELEN	216.0				345	POLAND / de VRIES	169.8	
4	345	POLAND / de VRIES	215.6				301	Pieter van SOELEN	168.6	
5	326	Jan van der KOOI	213.4				369	Marcel NORBART	168.2	
6	369	Marcel NORBART	212.6				354	Nick AERTS	165.5	
7	407	van der VOORT / van den AKKE	211.4				407	van der VOORT / van den AKKE	165.1	
8	311	Luc de COCK	209.3				333	Ronald van LOON	164.4	
9	351	Leo KURSTJENS	209.3				311	Luc de COCK	164.0	
10	354	Nick AERTS	208.5				351	Leo KURSTJENS	163.3	
11	308	van VLIET / THUIS	207.7				320	MONSTER / MONSTER	162.5	
12	320	MONSTER / MONSTER	207.7				380	JEURIS / VETTERS	162.2	
13	332	BRASPENNING / BRASPENNII	206.9				412	Guillaume SCHULZ	161.4	
14	378	HERBER / MEIJER	206.1				378	HERBER / MEIJER	161.1	
15	380	JEURIS / VETTERS	205.7				402	Aart BOSMAN	160.7	
16	368	BIJL / BIJL	204.9				368	BIJL / BIJL	160.4	
17	412	Guillaume SCHULZ	203.4				401	van den BOS / van der ZWEERI	159.6	
18	402	Aart BOSMAN	201.5				332	BRASPENNING / BRASPENNII	159.3	
19	422	Eric van den MUNCKHOF	200.7				422	Eric van den MUNCKHOF	159.3	
20	350	Bas SCHOUTEN	199.6				316	Christian DIJKHOF	158.9	
21	401	van den BOS / van der ZWEERI	199.6				308	van VLIET / THUIS	158.2	
22	413	Leon ZAPPEIJ	199.3				350	Bas SCHOUTEN	155.2	
23	424	van VLIET / van VLIET	199.3				315	HORNSVELD / WISSELINK	154.2	
24	324	Michael VERHAGEN	198.2				424	van VLIET / van VLIET	154.2	
25	316	Christian DIJKHOF	197.4				413	Leon ZAPPEIJ	153.5	
26	444	TROEYEN / GOUTZIERS	194.2				419	Rob NIEMAN	150.9	
27	315	HORNSVELD / WISSELINK	193.5				324	Michael VERHAGEN	150.3	
28	419	Rob NIEMAN	192.9				444	TROEYEN / GOUTZIERS	150.3	
29	418	BEDORF / KARS	190.1				418	BEDORF / KARS	149.4	
30	409	Nico BEEN	184.0				463	GROUWELS / GROUWELS	147.5	
31	463	GROUWELS / GROUWELS	181.5				409	Nico BEEN	145.2	
32	430	Jan Bart KOLSTEREN	180.0				430	Jan Bart KOLSTEREN	142.6	
33	406	ERTAN / WIJNEN	179.1				406	ERTAN / WIJNEN	140.6	

Weather / Track : Sunny / Dry

Assen
Circuit Length = 4.555 km
Start: 14:50 End: 15:22

Dutch Supercar Challenge SS2 and SP

QUALIFYING - RACE 1 - BEST SECTOR TIMES

SECTOR 1				SECTOR 2				SECTOR 3				IDEAL / BEST COMPARISON			
POS	NO	NAME	TIME	NO	NAME	TIME	NO	NAME	TIME	POS	NO	NAME	IDEAL	BEST	DIFF
1	345	POLAND / de VRIES	41.793	345	POLAND / de VRIES	41.232	345	POLAND / de VRIES	24.211	1	345	POLAND / de VRIES	1:47.236	1:47.236	0.000
2	301	van SOELEN	41.808	320	MONSTER / MONS	41.651	301	van SOELEN	24.322	2	301	van SOELEN	1:47.852	1:48.402	0.550
3	305	BOGAERTS / van de	41.840	301	van SOELEN	41.722	305	BOGAERTS / van de	24.464	3	305	BOGAERTS / van de	1:48.498	1:48.498	0.000
4	326	van der KOOI	42.251	326	van der KOOI	41.973	326	van der KOOI	24.510	4	326	van der KOOI	1:48.734	1:49.162	0.428
5	320	MONSTER / MONS	42.461	305	BOGAERTS / van de	42.194	378	HERBER / MEIJER	24.791	5	320	MONSTER / MONS	1:48.926	1:49.105	0.179
6	369	NORBART	42.547	378	HERBER / MEIJER	42.391	320	MONSTER / MONS	24.814	6	378	HERBER / MEIJER	1:50.096	1:50.487	0.391
7	354	AERTS	42.654	407	van der VOORT / va	42.503	354	AERTS	24.840	7	354	AERTS	1:50.131	1:50.506	0.375
8	311	de COCK	42.811	354	AERTS	42.637	401	van den BOS / van c	25.149	8	407	van der VOORT / v	1:50.789	1:50.789	0.000
9	378	HERBER / MEIJER	42.914	311	de COCK	42.682	407	van der VOORT / va	25.249	9	311	de COCK	1:50.915	1:51.346	0.431
10	407	van der VOORT / va	43.037	401	van den BOS / van c	42.792	311	de COCK	25.422	10	401	van den BOS / van	1:51.693	1:51.914	0.221
11	333	van LOON	43.294	402	BOSMAN	42.998	402	BOSMAN	25.577	11	369	NORBART	1:51.896	1:51.896	0.000
12	380	JEURIS / VETTERS	43.315	316	DIJKHOF	43.280	333	van LOON	25.692	12	402	BOSMAN	1:52.181	1:52.262	0.081
13	402	BOSMAN	43.606	369	NORBART	43.420	332	BRASPENNING / BI	25.766	13	380	JEURIS / VETTERS	1:53.102	1:53.294	0.192
14	401	van den BOS / van c	43.752	368	BIJL / BIJL	43.660	380	JEURIS / VETTERS	25.840	14	333	van LOON	1:53.408	1:53.725	0.317
15	351	KURSTJENS	44.000	380	JEURIS / VETTERS	43.947	369	NORBART	25.929	15	316	DIJKHOF	1:53.482	1:53.832	0.350
16	332	BRASPENNING / BI	44.042	332	BRASPENNING / BI	44.078	316	DIJKHOF	26.052	16	332	BRASPENNING / E	1:53.886	1:53.886	0.000
17	422	van den MUNCKHO	44.045	315	HORNSVELD / WIS	44.243	422	van den MUNCKHO	26.056	17	368	BIJL / BIJL	1:54.155	1:54.277	0.122
18	368	BIJL / BIJL	44.109	350	SCHOUTEN	44.247	350	SCHOUTEN	26.303	18	422	van den MUNCKHO	1:54.352	1:54.908	0.556
19	316	DIJKHOF	44.150	422	van den MUNCKHO	44.251	368	BIJL / BIJL	26.386	19	351	KURSTJENS	1:55.001	1:55.323	0.322
20	412	SCHULZ	44.660	308	van VLIET / THUIS	44.341	351	KURSTJENS	26.570	20	350	SCHOUTEN	1:55.442	1:56.008	0.566
21	308	van VLIET / THUIS	44.787	333	van LOON	44.422	308	van VLIET / THUIS	26.626	21	308	van VLIET / THUIS	1:55.754	1:56.828	1.074
22	424	van VLIET / van VLI	44.826	351	KURSTJENS	44.431	315	HORNSVELD / WIS	26.705	22	315	HORNSVELD / WIS	1:55.813	1:57.061	1.248
23	315	HORNSVELD / WIS	44.865	424	van VLIET / van VLI	44.948	424	van VLIET / van VLI	26.729	23	424	van VLIET / van VL	1:56.503	1:56.808	0.305
24	350	SCHOUTEN	44.892	418	BEDORF / KARS	45.304	324	VERHAGEN	26.800	24	412	SCHULZ	1:57.253	1:58.155	0.902
25	419	NIEMAN	45.560	419	NIEMAN	45.542	412	SCHULZ	26.902	25	418	BEDORF / KARS	1:58.103	1:58.193	0.090
26	418	BEDORF / KARS	45.829	412	SCHULZ	45.691	418	BEDORF / KARS	26.970	26	419	NIEMAN	1:58.198	1:58.198	0.000
27	324	VERHAGEN	45.831	324	VERHAGEN	45.722	419	NIEMAN	27.096	27	324	VERHAGEN	1:58.353	1:58.937	0.584
28	413	ZAPPEIJ	46.052	413	ZAPPEIJ	46.055	413	ZAPPEIJ	27.128	28	413	ZAPPEIJ	1:59.235	1:59.525	0.290
29	409	BEEN	46.586	409	BEEN	46.480	430	KOLSTEREN	27.856	29	409	BEEN	2:01.066	2:01.416	0.350
30	444	TROEYEN / GOUTZ	46.612	430	KOLSTEREN	46.544	409	BEEN	28.000	30	430	KOLSTEREN	2:01.779	2:01.867	0.088
31	406	ERTAN / WIJNEN	47.102	406	ERTAN / WIJNEN	46.591	406	ERTAN / WIJNEN	28.436	31	406	ERTAN / WIJNEN	2:02.129	2:02.129	0.000
32	430	KOLSTEREN	47.379	463	GROUWELS / GRO	47.125	463	GROUWELS / GRO	28.544	32	444	TROEYEN / GOUT	2:02.916	2:03.832	0.916
33	463	GROUWELS / GRO	1:05.129	444	TROEYEN / GOUTZ	47.645	444	TROEYEN / GOUTZ	28.659	33	463	GROUWELS / GRO	2:20.798		


Perfect Lap 1:47.236

Weather / Track : Sunny / Dry

Assen
Circuit Length = 4.555 km
Start: 14:50 End: 15:22

Dutch Supercar Challenge SS2 and SP

RACE 1 - GRID

ROW 17	0.000 463 GROUWELS / GROUWELS	
ROW 16	2:02.129 406 ERTAN / WIJNEN	2:03.832 444 TROEYEN / GOUTZIERS
ROW 15	2:01.416 409 Nico BEEN	2:01.867 430 Jan Bart KOLSTEREN
ROW 14	1:58.937 324 Michael VERHAGEN	1:59.525 413 Leon ZAPPEIJ
ROW 13	1:58.193 418 BEDORF / KARS	1:58.198 419 Rob NIEMAN
ROW 12	1:57.061 315 HORNSVELD / WISSELINK	1:58.155 412 Guillaume SCHULZ
ROW 11	1:56.808 424 van VLIET / van VLIET	1:56.828 308 van VLIET / THUIS
ROW 10	1:55.323 351 Leo KURSTJENS	1:56.008 350 Bas SCHOUTEN
ROW 9	1:54.277 368 BIJL / BIJL	1:54.908 422 Eric van den MUNCKHOF
ROW 8	1:53.832 316 Christian DIJKHOF	1:53.886 332 BRASPENNING / BRASPENNING
ROW 7	1:53.294 380 JEURIS / VETTERS	1:53.725 333 Ronald van LOON
ROW 6	1:51.914 401 van den BOS / van der ZWEERDE	1:52.262 402 Aart BOSMAN
ROW 5	1:51.346 311 Luc de COCK	1:51.896 369 Marcel NORBART
ROW 4	1:50.506 354 Nick AERTS	1:50.789 407 van der VOORT / van den AKKER
ROW 3	1:49.162 326 Jan van der KOOI	1:50.487 378 HERBER / MEIJER
ROW 2	1:48.498 305 BOGAERTS / van der AA	1:49.105 320 MONSTER / MONSTER
ROW 1	1:47.236 345 POLAND / de VRIES	1:48.402 301 Pieter van SOELEN
Pole		
		

Assen
Circuit Length = 4.555 km

These results are provisional until the conclusion of any judicial and technical matters.

Clerk of Course :		Timekeeper :
-------------------	--	--------------

Dutch Supercar Challenge SS2 and SP

RACE 1 - CLASSIFICATION

POS	NO	CL	NAME	ENTRY	LAPS	TIME	GAP	DIFF	KPH	BEST	ON
1	320	SS2	MONSTER / MONSTER	Seat Leon Supercopa - Team Riwal Racing	33	1:03:02.978			143.04	1:50.170	5
2	345	SS2	POLAND / de VRIES	BMW E46 GTR - JR Motorsport	33	1:03:34.344	31.366	31.366	141.86	1:49.475	24
3	378	SS2	HERBER / MEIJER	Saker GT - Saker Europe	33	1:03:34.628	31.650	0.284	141.85	1:51.117	26
4	380	SS2	JEURIS / VETTERS	Saker GT - RSTT Race Service	33	1:04:43.576	1:40.598	1:08.948	139.33	1:52.300	5
5	407	SP	van der VOORT / van den AKKER	BMW 130i - Powermotorsports	33	1:05:06.679	2:03.701	23.103	138.51	1:51.948	22
6	332	SS2	BRASPENNING / BRASPENNING	BMW E46 4d - Braspennig Racing	32	1:03:05.601	1 lap	1 lap	138.61	1:53.478	26
7	369	SS2	Marcel NORBART	Seat Leon Supercopa - Passie Racing	32	1:03:56.516	1 lap	50.915	136.77	1:52.082	6
8	402	SP	Aart BOSMAN	Lotus Exige - ABW Racing	32	1:03:59.001	1 lap	2.485	136.68	1:54.074	11
9	308	SS2	van VLIET / THUIS	BMW E92 M3 - Van Vliet Afbouw/Intrax Racing	32	1:04:20.487	1 lap	21.486	135.92	1:55.700	9
10	424	SP	van VLIET / van VLIET	BMW M3 E46 - Speedtec Motorsport	32	1:04:49.432	1 lap	28.945	134.91	1:56.648	29
11	350	SS2	Bas SCHOUTEN	Nissan 350z FlexFuel - Bas Koelen Racing	32	1:04:50.255	1 lap	0.823	134.88	1:55.038	4
12	412	SP	Guillaume SCHULZ	Lotus Exige Cup - Team TDM	32	1:05:18.121	1 lap	27.866	133.92	1:55.627	10
13	315	SS2	HORNSVELD / WISSELINK	Seat Leon Supercopa - Pennucci - TVS Racing	31	1:03:10.697	2 laps	1 lap	134.10	1:55.051	9
14	368	SP	BIJL / BIJL	Seat Leon Supercopa - Gravity Racing	31	1:03:13.847	2 laps	3.150	133.99	1:54.727	4
15	419	SP	Rob NIEMAN	Renault Clio RS 2.0 16V - Spirit Racing	31	1:03:37.948	2 laps	24.101	133.14	1:58.848	20
16	463	SP	GROUWELS / GROUWELS	Renault Clio RS 2.0 16V - Rudolph Racing	31	1:03:39.642	2 laps	1.694	133.08	1:58.141	29
17	316	SS2	Christian DIJKHOF	Seat Leon Supercopa - Brax Racing	31	1:03:40.435	2 laps	0.793	133.05	1:53.943	20
18	409	SP	Nico BEEN	Renault Clio RS 2.0 16V - Nico Been	31	1:04:28.478	2 laps	48.043	131.40	1:59.351	8
19	418	SP	BEDORF / KARS	Renault Clio RS 2.0 16V - Spirit Racing	31	1:04:29.577	2 laps	1.099	131.36	1:58.426	12
20	430	SP	Jan Bart KOLSTEREN	BMW E46 330i - Braspennig Racing	31	1:04:33.300	2 laps	3.723	131.24	2:00.570	30
21	413	SP	Leon ZAPPEIJ	BMW M3 E36 - LZ Racing	30	1:04:15.657	3 laps	1 lap	127.58	1:57.835	11
22	305	SS2	BOGAERTS / van der AA	BMW 132 GTR - European Staffing Racing	29	56:02.193	4 laps	1 lap	141.43	1:49.741	24
23	311	SS2	Luc de COCK	Lotus 2/11 GT4 - Deldiche Racing	27	1:04:41.667	6 laps	2 laps	114.06	1:52.686	13
24	444	SP	TROEYEN / GOUTZIERS	Focus Sport - AT Motoren	27	1:05:06.110	6 laps	24.443	113.34	2:06.781	21

NOT CLASSIFIED

DNC	354	SS2	Nick AERTS	Ford Mondeo - Van de Pas Racing	23	44:51.552	10 laps	4 laps	140.12	1:51.523	12
DNC	333	SS2	Ronald van LOON	BMW E46 M3 - V-Max Racing	23	52:44.709	10 laps	7:53.157	119.17	1:54.125	4
DNC	401	SP	van den BOS / van der ZWEERDI	BMW E36 M2,5 - JR Motorsport	22	44:10.210	11 laps	1 lap	136.12	1:52.766	20
DNC	406	SP	ERTAN / WIJNEN	Renault Clio III Cup - Carworld Motorsport	17	36:53.067	16 laps	5 laps	125.96	2:02.264	6
DNC	422	SP	Eric van den MUNCKHOF	Focus Sport - Van de Pas Racing / Munckhof Racing	14	27:20.393	19 laps	3 laps	139.94	1:55.231	10
DNC	324	SS2	Michael VERHAGEN	Honda S2000 - Honda Racing Verhagen	13	31:22.080	20 laps	1 lap	113.26	1:58.051	6
DNC	301	SS2	Pieter van SOELEN	BMW E46 Coupé GTR - JR Motorsport	0						
DNC	326	SS2	Jan van der KOOI	Lotus Exige GT3 - Team Lotus Racing	0						

FASTEST LAP

345	SS2	POLAND / de VRIES	BMW E46 GTR - JR Motorsport	24	1:49.475	93.07 mph	149.78 kph
407	SP	van der VOORT / van den AKKER	BMW 130i - Powermotorsports	22	1:51.948	91.01 mph	146.47 kph

Car 412 - 30 second penalty - overtaking under yellow flags

Weather / Track : Sunny / Dry

These results are provisional until the conclusion of any judicial and technical matters.

Assen

Circuit Length = 4.555 km

Start: 10:14 End: 11:19

Clerk of Course :		Timekeeper :	
-------------------	--	--------------	--

Dutch Supercar Challenge SS2 and SP
RACE 1 - SECTOR ANALYSIS

301	Pieter van SOELEN				SS2 JR Motorsport							
305	BOGAERTS / van der AA				SS2 European Staffing Racing							
1 -	213.9	43.640	25.013	165.5	1:55.375	16 -	43.145	216.9	43.773	In	1:52.000 P	
2 -	43.411 207.7	43.551	25.157	164.0	1:52.119	17 -	Out	215.6	43.891	25.434 164.0	4:00.519	
3 -	42.894 214.3	43.073	25.033	165.9	1:51.000	18 -	42.789	217.7	43.539	25.072 164.4	1:51.400	
4 -	42.478 214.3	43.000	24.892	166.3	1:50.370	19 -	42.747	216.9	43.723	24.850 167.4	1:51.320	
5 -	42.558 214.7	42.733	25.683	158.2	1:50.974	20 -	42.244	217.3	43.479	24.919 166.7	1:50.642	
6 -	42.407 214.7	42.880	25.125	165.5	1:50.412	21 -	42.677	216.9	43.230	26.204 167.1	1:52.111	
7 -	42.918 215.1	43.278	25.244	165.1	1:51.440	22 -	42.591	215.1	43.995	24.903 165.9	1:51.489	
8 -	42.724 215.1	43.286	25.129	164.4	1:51.139	23 -	42.182	216.0	43.120	24.889 164.4	1:50.191	
9 -	42.750 215.6	43.934	25.099	165.5	1:51.783	24 -	42.173	217.7	42.845	24.723 166.3	1:49.741	
10 -	43.347 214.3	44.040	25.393	164.4	1:52.780	25 -	42.928	215.6	43.701	24.642 167.4	1:51.271	
11 -	42.485 216.0	43.688	25.108	165.9	1:51.281	26 -	42.256	214.3	43.061	24.788 166.3	1:50.105	
12 -	42.698 216.9	43.480	25.289	166.3	1:51.467	27 -	42.460	217.3	43.021	27.022 158.9	1:52.503	
13 -	42.943 216.0	43.702	25.791	164.4	1:52.436	28 -	43.671	217.3	43.316	24.337 168.2	1:51.324	
14 -	42.954 216.0	43.329	25.095	162.5	1:51.378	29 -	42.703	217.7	43.392	24.808 163.3	1:50.903	
15 -	42.880 216.0	44.222	25.618	164.8	1:52.720							
308	van VLIET / THUIS				SS2 Van Vliet Afbouw/Intrax Racing							
1 -	186.2	47.474	29.203	149.4	2:16.202	17 -	45.228	204.5	45.086	27.520 155.2	1:57.834	
2 -	46.805 202.6	44.827	28.460	149.1	2:00.092	18 -	45.316	204.9	46.360	28.162 153.5	1:59.838	
3 -	44.873 203.4	44.847	27.152	157.9	1:56.872	19 -	44.667	201.5	45.614	26.855 155.8	1:57.136	
4 -	45.228 204.5	44.987	25.938	159.6	1:56.153	20 -	45.602	196.4	45.218	26.835 154.2	1:57.655	
5 -	44.190 204.2	45.166	26.787	155.2	1:56.143	21 -	45.144	203.8	45.325	26.959 151.6	1:57.428	
6 -	44.634 203.8	45.878	26.720	156.2	1:57.232	22 -	45.680	195.3	46.056	26.926 149.7	1:58.662	
7 -	44.480 204.5	44.888	26.709	154.5	1:56.077	23 -	44.770	203.0	45.283	26.484 157.2	1:56.537	
8 -	45.072 205.7	45.332	26.871	155.2	1:57.275	24 -	45.072	201.5	46.196	27.122 148.1	1:58.390	
9 -	44.317 204.9	45.069	26.314	156.5	1:55.700	25 -	45.172	206.9	45.002	26.882 150.6	1:57.056	
10 -	44.756 194.9	45.007	26.775	154.5	1:55.938	26 -	45.202	202.6	45.971	26.034 157.2	1:57.207	
11 -	44.691 204.5	45.809	26.647	156.5	1:57.147	27 -	46.096	204.2	45.359	26.652 158.2	1:58.107	
12 -	44.610 205.7	45.085	26.740	154.8	1:56.435	28 -	44.299	203.0	45.733	26.459 154.8	1:56.491	
13 -	44.852 204.9	45.316	27.124	153.8	1:57.292	29 -	46.243	204.5	44.888	27.787 148.5	1:58.918	
14 -	44.836 205.7	45.745	28.064	153.2	1:58.645	30 -	45.741	202.6	45.473	26.974 155.5	1:58.188	
15 -	44.869 204.5	45.817	In		1:58.781 P	31 -	45.723	201.9	45.934	27.380 154.2	1:59.037	
16 -	Out	204.5	44.647	26.578	151.6	3:17.283	32 -	45.635	203.8	46.097	27.004 152.2	1:58.736
311	Luc de COCK				SS2 Deldiche Racing							
1 -	209.7	45.285	25.921	165.1	2:00.411	15 -	Out	204.2	45.756	26.808 160.4	15:06.328	
2 -	44.015 210.1	44.385	26.598	158.2	1:54.998	16 -	43.535	208.1	44.412	27.517 162.9	1:55.464	
3 -	44.907 209.3	45.452	26.239	160.7	1:56.598	17 -	43.366	206.9	43.765	26.057 162.2	1:53.188	
4 -	44.596 204.9	44.877	26.353	160.4	1:55.826	18 -	43.036	208.1	43.903	25.959 161.1	1:52.898	
5 -	43.517 205.7	44.243	26.041	162.9	1:53.801	19 -	43.268	204.2	43.793	26.153 161.1	1:53.214	
6 -	43.783 206.5	43.850	26.143	161.1	1:53.776	20 -	43.125	206.5	43.467	26.428 161.4	1:53.020	
7 -	43.161 208.9	44.354	26.331	159.3	1:53.846	21 -	42.891	204.9	43.916	26.042 161.8	1:52.849	
8 -	43.730 207.7	44.877	26.315	160.4	1:54.922	22 -	43.616	206.9	44.524	26.166 162.5	1:54.306	
9 -	43.412 206.9	44.316	26.030	160.4	1:53.758	23 -	43.759	208.1	44.330	25.977 162.2	1:54.066	
10 -	43.143 207.7	43.635	26.539	158.9	1:53.317	24 -	44.746	206.5	44.724	26.027 162.2	1:55.497	
11 -	44.027 208.1	44.836	26.040	162.5	1:54.903	25 -	42.991	209.3	44.244	27.114 160.4	1:54.349	
12 -	43.548 205.3	43.725	25.966	162.9	1:53.239	26 -	43.437	208.1	44.569	25.993 162.9	1:53.999	
13 -	43.082 206.9	43.588	26.016	160.4	1:52.686	27 -	43.424	204.9	44.961	25.948 162.2	1:54.333	
14 -	42.930 205.3	44.832	In		1:56.075 P							
315	HORNSVELD / WISSELINK				SS2 Pennucci - TVS Racing							
1 -	193.9	45.758	27.263	155.8	2:09.059	17 -	45.332	192.9	47.284	27.321 153.2	1:59.937	
2 -	45.591 194.6	46.012	27.043	153.5	1:58.646	18 -	45.141	191.2	45.476	27.134 150.0	1:57.751	
3 -	45.392 191.8	44.861	26.644	153.2	1:56.897	19 -	46.599	191.2	45.531	27.606 150.6	1:59.736	
4 -	44.463 191.5	44.750	26.773	153.5	1:55.986	20 -	46.146	189.1	46.262	27.602 148.5	2:00.010	
5 -	45.237 190.5	44.700	26.733	150.6	1:56.670	21 -	45.804	190.5	45.769	26.838 151.3	1:58.411	
6 -	44.692 191.5	44.510	27.100	149.1	1:56.302	22 -	45.398	188.8	45.459	27.157 150.9	1:58.014	
7 -	44.793 190.5	44.575	26.750	150.9	1:56.118	23 -	44.742	192.2	44.596	27.032 152.5	1:56.370	

Assen
Circuit Length = 4.555 km
Start: 10:14 End: 11:19

Weather / Track : Sunny / Dry

Dutch Supercar Challenge SS2 and SP

RACE 1 - SECTOR ANALYSIS

8 -	45.144	189.8	44.710	26.503	151.6	1:56.357	24 -	45.339	188.5	45.010	27.068	153.5	1:57.417
9 -	44.389	191.2	44.246	26.416	152.2	1:55.051	25 -	44.800	190.5	45.076	27.113	150.6	1:56.989
10 -	44.351	192.2	45.328	26.953	150.6	1:56.632	26 -	44.939	188.8	47.539	27.270	151.9	1:59.748
11 -	44.916	190.8	44.448	27.010	149.7	1:56.374	27 -	44.687	190.1	44.251	26.951	152.5	1:55.889
12 -	44.978	189.1	44.913	27.183	151.6	1:57.074	28 -	44.834	188.8	44.309	26.636	154.8	1:55.779
13 -	45.651	188.8	45.030	27.210	149.1	1:57.891	29 -	45.472	190.5	47.069	27.697	149.1	2:00.238
14 -	45.195	189.5	44.787	27.171	149.7	1:57.153	30 -	46.165	187.8	46.807	28.343	148.8	2:01.315
15 -	45.196	188.8	46.255	In		1:57.941 P	31 -	45.440	189.5	47.884	33.941	147.2	2:07.265
16 -	Out	191.5	45.987	27.565	151.9	4:01.677							

316	Christian DIJKHOF												SS2 Brax Racing											
1 -		195.7	45.347	26.975	149.4	2:04.141	17 -	44.744	194.9	46.791	27.839	152.5	1:59.374											
2 -	45.635	193.2	45.636	26.596	153.5	1:57.867	18 -	44.323	193.5	44.573	27.373	155.2	1:56.269											
3 -	44.673	192.9	44.516	26.296	153.2	1:55.485	19 -	44.262	194.9	43.722	26.745	154.8	1:54.729											
4 -	46.308	185.2	45.377	26.094	156.2	1:57.779	20 -	43.981	193.5	43.551	26.411	156.2	1:53.943											
5 -	44.332	190.5	43.930	26.532	154.5	1:54.794	21 -	44.552	191.5	44.267	26.790	155.2	1:55.609											
6 -	44.970	191.5	43.607	26.099	155.5	1:54.676	22 -	44.717	192.9	44.268	26.744	154.2	1:55.729											
7 -	44.408	192.5	43.797	26.954	147.5	1:55.159	23 -	44.088	192.9	44.805	26.521	156.2	1:55.414											
8 -	44.861	191.8	43.640	26.120	154.2	1:54.621	24 -	44.883	191.8	44.306	27.251	155.8	1:56.440											
9 -	44.233	192.5	43.353	26.404	152.5	1:53.990	25 -	44.293	192.9	43.429	26.317	156.2	1:54.039											
10 -	43.960	193.2	44.238	26.051	154.5	1:54.249	26 -	43.956	193.2	43.944	26.115	156.2	1:54.015											
11 -	44.841	192.5	44.508	27.730	137.4	1:57.079	27 -	44.585	193.2	43.609	26.374	155.2	1:54.568											
12 -	2:25.620	132.7	54.287	29.237	151.6	3:49.144	28 -	44.899	192.2	44.598	26.527	154.8	1:56.024											
13 -	46.135	192.9	45.109	27.622	153.5	1:58.866	29 -	44.451	193.9	44.714	26.492	153.5	1:55.657											
14 -	45.542	193.5	44.812	In		1:57.560 P	30 -	44.320	192.9	43.843	25.993	156.9	1:54.156											
15 -	Out	192.5	44.596	26.298	156.5	3:27.819	31 -	44.259	192.5	43.705	26.222	155.5	1:54.186											
16 -	43.971	193.9	1:03.457	29.626	153.8	2:17.054																		

320	MONSTER / MONSTER												SS2 Team Riwal Racing											
1 -		205.3	43.723	25.527	161.1	1:57.029	18 -	42.911	205.7	42.584	25.187	162.2	1:50.682											
2 -	42.943	207.7	43.004	25.163	161.4	1:51.110	19 -	42.770	206.1	42.816	26.986	160.7	1:52.572											
3 -	43.073	203.8	42.978	25.363	160.7	1:51.414	20 -	43.018	206.5	42.810	25.174	160.7	1:51.002											
4 -	42.783	204.9	42.546	25.132	161.8	1:50.461	21 -	42.768	204.9	42.594	25.162	161.1	1:50.524											
5 -	42.499	204.5	42.435	25.236	159.6	1:50.170	22 -	43.083	204.2	42.687	25.231	160.0	1:51.001											
6 -	43.048	203.8	42.449	25.274	160.7	1:50.771	23 -	43.128	204.2	43.197	25.230	163.3	1:51.555											
7 -	42.609	207.3	43.089	25.485	161.1	1:51.183	24 -	43.293	206.5	43.432	25.311	161.1	1:52.036											
8 -	42.973	204.5	42.787	25.357	158.6	1:51.117	25 -	43.699	206.1	43.276	25.541	160.4	1:52.516											
9 -	42.762	205.7	43.662	25.332	160.4	1:51.756	26 -	43.607	201.9	43.032	25.448	161.4	1:52.087											
10 -	43.613	203.4	43.630	25.627	159.6	1:52.870	27 -	44.168	203.8	42.764	25.417	161.1	1:52.349											
11 -	42.933	205.7	43.208	25.640	157.9	1:51.781	28 -	43.208	203.0	42.892	25.260	157.9	1:51.360											
12 -	43.175	205.7	42.745	25.534	158.9	1:51.454	29 -	43.821	203.0	43.495	25.728	160.4	1:53.044											
13 -	42.836	206.5	43.263	25.905	158.9	1:52.004	30 -	43.844	202.2	43.075	25.859	161.4	1:52.778											
14 -	43.021	207.3	43.110	In		1:50.751 P	31 -	43.287	206.9	43.668	25.735	161.8	1:52.690											
15 -	Out	204.5	42.847	25.388	159.6	3:22.299	32 -	43.638	204.5	43.518	26.021	161.4	1:53.177											
16 -	43.259	206.5	42.574	26.224	162.2	1:52.057	33 -	44.304	205.3	43.691	26.133	157.2	1:54.128											
17 -	43.843	205.3	42.300	25.107	162.2	1:51.250																		

324	Michael VERHAGEN												SS2 Honda Racing Verhagen											
1 -		193.9	48.412	27.065	154.5	2:13.431	8 -	46.147	196.0	46.269	26.694	150.3	1:59.110											
2 -	47.373	194.9	45.777	27.075	151.3	2:00.225	9 -	46.911	194.6	47.176	27.334	151.3	2:01.421											
3 -	45.899	195.3	46.268	26.944	151.3	1:59.111	10 -	46.716	194.6	47.806	27.378	152.2	2:01.900											
4 -	47.384	196.0	45.530	26.690	153.2	1:59.604	11 -	46.338	193.9	50.251	In		2:15.444 P											
5 -	45.837	197.1	45.884	27.469	150.6	1:59.190	12 -	Out	187.8	1:33.666	29.199	140.6	6:21.938 P											
6 -	45.776	192.5	45.800	26.475	153.8	1:58.051	13 -	58.219	127.8	56.807	In		2:33.555 P											
7 -	46.478	196.7	46.095	26.527	152.5	1:59.100																		

326	Jan van der KOOL												SS2 Team Lotus Racing											
------------	-------------------------	--	--	--	--	--	--	--	--	--	--	--	------------------------------	--	--	--	--	--	--	--	--	--	--	--

332	BRASPENNING / BRASPENNING												SS2 Braspennig Racing											
1 -		190.1	47.319	26.050	157.2	2:06.358	17 -	Out	203.4	44.473	25.687	157.9	3:31.209											
2 -	44.514	206.1	45.677	26.197	158.6	1:56.388	18 -	43.997	205.3	46.950	26.710	156.5	1:57.657											
3 -	44.439	205.3	45.032	25.688	159.6	1:55.159	19 -	44.260	203.8	45.513	26.107	157.2	1:55.880											

Weather / Track : Sunny / Dry

Assen
Circuit Length = 4.555 km
Start: 10:14 End: 11:19

Dutch Supercar Challenge SS2 and SP

RACE 1 - SECTOR ANALYSIS

4 -	44.326	195.3	45.063	25.567	159.6	1:54.956	20 -	44.757	205.3	45.103	25.972	157.5	1:55.832
5 -	44.756	204.2	44.939	25.512	158.9	1:55.207	21 -	44.049	203.4	45.020	25.721	158.2	1:54.790
6 -	44.395	203.4	44.431	25.599	158.2	1:54.425	22 -	43.787	204.9	44.531	25.544	157.9	1:53.862
7 -	43.860	204.9	44.779	25.547	159.3	1:54.186	23 -	44.096	205.7	44.677	26.031	154.5	1:54.804
8 -	44.305	204.2	44.868	25.348	158.9	1:54.521	24 -	44.891	206.1	45.215	26.798	153.2	1:56.904
9 -	44.147	204.2	44.437	25.394	158.9	1:53.978	25 -	44.666	188.2	45.081	25.717	158.6	1:55.464
10 -	44.043	206.5	44.117	26.058	157.5	1:54.218	26 -	43.707	204.9	44.267	25.504	158.6	1:53.478
11 -	44.312	204.9	44.380	25.963	156.9	1:54.655	27 -	43.861	205.7	44.199	25.933	159.3	1:53.993
12 -	44.878	204.9	44.606	25.542	159.3	1:55.026	28 -	43.849	203.4	44.432	25.494	158.6	1:53.775
13 -	44.272	205.7	44.508	26.099	155.5	1:54.879	29 -	43.816	204.9	44.411	26.763	148.1	1:54.990
14 -	44.147	205.7	44.717	26.021	157.9	1:54.885	30 -	44.988	203.0	44.961	25.760	158.9	1:55.709
15 -	44.111	204.2	44.203	26.749	150.0	1:55.063	31 -	43.714	206.1	44.524	25.803	158.2	1:54.041
16 -	44.431	203.8	44.711	In		1:54.690 P	32 -	44.098	206.1	44.165	26.356	159.6	1:54.619

333		Ronald van LOON		SS2 V-Max Racing									
1 -	191.8	45.992	26.595	161.8	2:05.231	13 -	43.375	215.1	45.103	25.834	159.3	1:54.252	
2 -	43.968	215.1	45.627	26.173	162.2	1:55.768	14 -	43.784	215.1	45.480	In	1:56.448 P	
3 -	43.673	216.4	45.485	26.457	163.6	1:55.615	15 -	Out	211.8	45.251	26.241	158.9	5:16.797
4 -	43.441	216.0	44.690	25.994	162.2	1:54.125	16 -	44.240	214.3	2:53.594	In	4:18.192 P	
5 -	43.407	214.3	45.295	25.868	163.6	1:54.570	17 -	Out	210.5	46.916	27.539	158.9	3:42.937
6 -	43.503	215.1	45.346	25.625	163.3	1:54.474	18 -	44.306	213.0	45.786	27.313	155.8	1:57.405
7 -	43.584	215.6	45.365	26.196	157.5	1:55.145	19 -	44.529	215.6	45.267	25.957	158.9	1:55.753
8 -	44.424	213.9	44.664	25.846	160.7	1:54.934	20 -	43.914	213.4	45.483	26.106	158.9	1:55.503
9 -	43.709	215.6	44.697	25.747	161.4	1:54.153	21 -	47.048	215.6	46.103	27.941	160.0	2:01.092
10 -	43.741	216.0	44.546	26.224	159.6	1:54.511	22 -	44.892	210.5	45.567	26.487	159.6	1:56.946
11 -	43.934	214.7	44.916	26.386	160.4	1:55.236	23 -	1:16.676	159.8	53.665	In	2:40.633 P	
12 -	44.712	213.4	44.727	25.550	162.5	1:54.989							

345		POLAND / de VRIES		SS2 JR Motorsport									
1 -	190.5	45.479	26.416	162.9	1:59.934	18 -	42.417	210.9	43.221	24.973	164.0	1:50.611	
2 -	43.747	213.4	44.815	26.311	161.1	1:54.873	19 -	44.365	207.7	42.576	24.861	163.3	1:51.802
3 -	43.688	211.4	43.566	25.728	162.5	1:52.982	20 -	43.073	208.1	44.462	25.488	160.4	1:53.023
4 -	43.019	212.6	43.307	25.621	163.3	1:51.947	21 -	42.683	212.6	42.535	30.439	159.6	1:55.657
5 -	43.049	212.6	43.822	25.482	164.8	1:52.353	22 -	42.767	213.4	43.575	24.972	160.7	1:51.314
6 -	43.211	212.6	43.792	25.286	165.1	1:52.289	23 -	42.755	211.4	42.645	24.797	163.6	1:50.197
7 -	43.298	213.9	43.411	25.725	163.6	1:52.434	24 -	42.425	213.4	42.476	24.574	165.1	1:49.475
8 -	43.217	212.6	43.626	25.487	161.4	1:52.330	25 -	42.910	209.3	43.958	24.677	166.3	1:51.545
9 -	42.986	212.2	43.111	25.117	164.4	1:51.214	26 -	43.014	213.0	42.674	24.646	165.1	1:50.334
10 -	43.068	213.9	44.169	25.447	164.8	1:52.684	27 -	42.423	215.7	43.187	26.352	156.5	1:51.962
11 -	43.263	212.6	43.492	25.680	163.3	1:52.435	28 -	43.158	209.3	42.603	24.685	165.9	1:50.446
12 -	43.227	213.0	43.272	25.367	164.8	1:51.866	29 -	42.745	213.0	43.186	25.042	163.6	1:50.973
13 -	43.411	214.3	43.924	25.575	163.6	1:52.910	30 -	43.346	210.1	43.782	25.638	158.9	1:52.766
14 -	42.984	214.7	43.657	25.735	164.4	1:52.376	31 -	44.080	199.3	43.210	25.256	158.9	1:52.546
15 -	43.447	211.8	44.127	In		1:53.831 P	32 -	43.858	203.0	42.997	25.746	156.2	1:52.601
16 -	Out	207.7	43.076	25.606	161.8	3:37.769	33 -	44.179	196.0	44.860	25.698	159.3	1:54.737
17 -	42.837	208.5	42.493	24.798	167.6	1:50.128							

350		Bas SCHOUTEN		SS2 Bas Koeten Racing									
1 -	196.0	46.259	25.955	155.2	2:06.551	17 -	Out	191.8	45.719	27.050	151.9	4:11.097	
2 -	45.159	194.6	45.640	26.584	152.2	1:57.383	18 -	45.795	192.9	44.854	26.602	151.9	1:57.251
3 -	44.806	194.2	44.342	26.408	153.8	1:55.556	19 -	45.186	194.2	45.211	26.564	152.9	1:56.961
4 -	44.570	193.9	44.727	25.741	153.2	1:55.038	20 -	45.233	194.9	45.049	27.079	153.2	1:57.361
5 -	44.384	194.6	44.477	26.425	151.6	1:55.286	21 -	45.558	194.9	46.570	26.616	152.5	1:58.744
6 -	45.753	194.2	44.435	25.894	152.9	1:56.082	22 -	46.239	194.2	45.987	26.635	151.9	1:58.861
7 -	44.786	194.2	45.291	26.519	151.6	1:56.596	23 -	45.432	195.3	44.941	26.599	151.6	1:56.972
8 -	45.549	193.5	44.550	26.248	148.5	1:56.347	24 -	46.239	183.1	46.296	27.608	151.9	2:00.143
9 -	44.983	194.9	44.465	26.240	152.9	1:55.688	25 -	45.570	189.5	45.458	26.877	152.5	1:57.905
10 -	44.688	194.6	44.938	26.932	128.3	1:56.558	26 -	46.237	193.9	46.558	26.624	151.3	1:59.419
11 -	45.542	192.9	44.179	26.411	150.3	1:56.132	27 -	45.541	194.2	45.751	26.651	152.5	1:57.943
12 -	44.933	194.6	45.760	26.576	148.5	1:57.269	28 -	45.519	193.9	44.777	26.513	152.5	1:56.809
13 -	45.110	194.2	44.593	26.289	153.8	1:55.992	29 -	45.455	196.4	45.230	26.684	150.6	1:57.369
14 -	44.738	194.9	44.772	26.519	150.9	1:56.029	30 -	45.371	194.2	46.232	27.078	149.1	1:58.681
15 -	45.193	191.5	44.844	26.564	151.6	1:56.601	31 -	45.849	195.7	45.402	26.209	152.9	1:57.460
16 -	45.202	191.8	45.169	In		1:56.038 P	32 -	45.885	195.3	45.373	26.875	140.6	1:58.133

Assen

Circuit Length = 4.555 km

Start: 10:14 End: 11:19

Weather / Track : Sunny / Dry

Dutch Supercar Challenge SS2 and SP

RACE 1 - SECTOR ANALYSIS

354 Nick AERTS		SS2 Van de Pas Racing										
1 -	208.5	45.210	26.068	161.4	2:00.151	13 -	42.954	208.9	44.063	25.615	162.9	1:52.632
2 -	44.613 209.3	44.421	26.389	160.4	1:55.423	14 -	43.150	207.7	43.824	26.116	160.0	1:53.090
3 -	43.597 207.7	43.791	25.457	164.4	1:52.845	15 -	43.276	206.5	43.590	25.481	164.4	1:52.347
4 -	43.102 208.1	43.246	25.364	163.3	1:51.712	16 -	43.192	206.9	44.034	25.649	162.5	1:52.875
5 -	43.375 207.7	43.601	25.598	164.0	1:52.574	17 -	43.439	208.5	44.633	In		1:54.897 P
6 -	43.348 208.1	43.379	25.309	164.4	1:52.036	18 -	Out	204.5	44.929	26.248	165.9	3:15.112
7 -	43.236 209.7	44.006	25.628	162.5	1:52.870	19 -	43.253 209.7	43.488	44.888	26.211	162.2	1:52.952
8 -	43.243 208.5	44.002	25.411	164.4	1:52.656	20 -	43.036	208.5	44.026	25.657	165.1	1:52.719
9 -	43.150 208.1	43.721	25.254	164.4	1:52.125	21 -	43.179	208.5	43.638	25.753	164.0	1:52.570
10 -	44.213 205.3	44.048	25.478	160.7	1:53.739	22 -	43.317	206.9	43.933	25.467	165.5	1:52.717
11 -	43.223 208.1	43.484	25.913	162.2	1:52.620	23 -	43.304	208.1	44.808	In		1:59.367 P
12 -	42.893 208.1	43.213	25.417	164.8	1:51.523							
368 BIJL / BIJL		SS2 Gravity Racing										
1 -	200.7	47.862	27.030	156.5	2:08.170	17 -	Out	193.5	45.858	28.532	151.9	3:36.731
2 -	45.661 200.4	45.911	26.837	159.3	1:58.409	18 -	45.252	192.2	47.183	28.036	152.5	2:00.471
3 -	44.501 201.1	44.529	26.260	158.2	1:55.290	19 -	44.671	193.5	45.360	27.305	153.8	1:57.336
4 -	43.742 201.9	44.563	26.422	156.5	1:54.727	20 -	45.211	191.2	44.932	In		1:59.516 P
5 -	44.306 201.9	44.385	26.097	157.5	1:54.788	21 -	Out	190.1	44.671	27.156	154.5	2:33.493
6 -	44.342 199.3	44.773	26.345	157.2	1:55.460	22 -	45.239	188.2	45.114	27.329	147.2	1:57.682
7 -	44.250 202.2	45.169	26.704	156.5	1:56.123	23 -	45.729	193.2	44.434	27.425	151.9	1:57.588
8 -	45.273 190.1	45.136	26.938	150.9	1:57.347	24 -	45.129	190.5	44.836	27.113	155.5	1:57.078
9 -	45.346 194.6	44.137	26.905	155.2	1:56.388	25 -	44.826	190.5	57.328	28.762	150.3	2:10.916
10 -	44.891 193.5	44.258	27.392	152.2	1:56.541	26 -	46.272	190.8	44.962	26.959	154.8	1:58.193
11 -	44.631 191.8	44.162	26.701	153.5	1:55.494	27 -	45.443	192.5	44.729	27.080	155.8	1:57.252
12 -	44.900 194.9	45.282	26.513	157.5	1:56.695	28 -	45.028	190.5	44.575	27.056	151.9	1:56.659
13 -	45.395 191.8	44.541	26.484	154.2	1:56.420	29 -	44.501	195.7	43.875	26.717	153.2	1:55.093
14 -	45.421 191.8	44.189	27.090	152.2	1:56.700	30 -	44.510	196.4	44.714	27.097	154.2	1:56.321
15 -	45.044 192.9	44.895	26.905	150.9	1:56.844	31 -	48.346	182.7	46.918	31.394	143.1	2:06.658
16 -	45.319 192.9	45.138	In		1:57.464 P							
369 Marcel NORBART		SS2 Passie Racing										
1 -	197.8	44.744	25.856	165.1	2:01.347	17 -	44.441	192.2	44.429	27.834	153.5	1:56.704
2 -	45.626 196.0	44.492	26.832	165.9	1:56.950	18 -	45.637	189.8	46.008	In		2:00.144 P
3 -	43.403 201.1	44.396	25.957	169.4	1:53.756	19 -	Out	190.1	47.139	28.302	151.6	2:18.379
4 -	43.834 195.7	43.711	25.907	165.5	1:53.452	20 -	45.651	194.2	45.902	28.119	150.3	1:59.672
5 -	43.239 198.2	43.243	25.796	169.8	1:52.278	21 -	45.831	192.5	46.173	28.551	146.6	2:00.555
6 -	43.190 196.7	43.256	25.636	164.4	1:52.082	22 -	45.602	192.9	45.111	27.345	153.5	1:58.058
7 -	43.230 200.7	43.871	25.691	167.4	1:52.792	23 -	45.043	193.9	44.763	27.761	149.4	1:57.567
8 -	43.017 203.0	44.242	26.151	159.3	1:53.410	24 -	46.398	189.1	47.212	28.386	147.8	2:01.996
9 -	43.300 199.3	43.161	25.963	165.9	1:52.424	25 -	46.231	191.2	45.602	27.532	151.9	1:59.365
10 -	43.400 202.2	43.560	27.396	161.8	1:54.356	26 -	45.815	186.2	45.367	27.209	151.9	1:58.391
11 -	42.824 203.0	43.614	26.239	164.0	1:52.677	27 -	47.825	188.8	45.544	27.275	152.2	2:00.644
12 -	43.075 201.1	43.323	26.173	163.6	1:52.571	28 -	45.907	194.2	45.492	27.737	150.9	1:59.136
13 -	42.744 203.4	43.590	27.119	147.5	1:53.453	29 -	46.633	192.5	44.373	27.509	148.5	1:58.515
14 -	45.157 190.5	44.228	In		1:56.993 P	30 -	44.920	193.5	44.449	27.710	150.6	1:57.079
15 -	Out 193.2	46.188	27.074	153.2	3:17.970	31 -	45.067	194.2	45.183	27.558	148.1	1:57.808
16 -	44.762 193.9	44.636	28.059	151.3	1:57.457	32 -	45.443	190.8	45.174	27.918	146.0	1:58.535
378 HERBER / MEIJER		SS2 Saker Europe										
1 -	203.8	44.804	25.274	158.2	1:58.633	18 -	43.242	204.2	43.420	26.411	158.6	1:53.073
2 -	44.117 206.5	43.720	25.302	160.4	1:53.139	19 -	43.922	203.8	43.293	25.862	156.2	1:53.077
3 -	44.063 204.2	43.318	25.385	161.1	1:52.766	20 -	43.000	204.5	42.928	25.474	159.3	1:51.402
4 -	44.090 204.5	43.544	25.010	160.7	1:52.644	21 -	43.226	203.8	44.130	25.257	158.2	1:52.613
5 -	43.851 202.6	44.682	25.159	157.2	1:53.692	22 -	43.917	201.5	43.183	25.262	159.6	1:52.362
6 -	44.027 201.5	43.490	25.064	158.2	1:52.581	23 -	43.926	201.5	43.237	25.607	158.6	1:52.770
7 -	43.524 201.9	43.599	25.727	157.9	1:52.850	24 -	43.484	203.0	43.123	25.385	158.6	1:51.992
8 -	43.525 201.1	43.593	26.222	156.9	1:53.340	25 -	43.297	203.0	43.063	25.458	158.2	1:51.818
9 -	43.546 203.4	43.415	25.393	147.5	1:52.354	26 -	43.198	202.6	42.867	25.052	158.9	1:51.117
10 -	44.551 201.5	45.103	25.074	156.5	1:54.728	27 -	44.052	202.6	43.772	26.795	149.7	1:54.619
11 -	43.953 202.2	43.102	25.456	158.9	1:52.511	28 -	45.561	203.0	42.893	25.108	159.3	1:53.562
12 -	44.120 202.6	43.264	25.050	157.9	1:52.434	29 -	43.606	202.6	43.304	25.172	160.7	1:52.082

Assen

Circuit Length = 4.555 km

Start: 10:14 End: 11:19

Dutch Supercar Challenge SS2 and SP

RACE 1 - SECTOR ANALYSIS

13 -	44.191	202.2	43.371	25.279	157.2	1:52.841	30 -	44.324	201.5	42.802	25.386	160.4	1:52.512
14 -	43.789	201.9	44.245	25.524	155.5	1:53.558	31 -	43.334	204.2	43.806	25.292	158.9	1:52.432
15 -	43.628	203.4	44.406	25.364	156.2	1:53.398	32 -	43.499	203.0	43.381	25.796	157.5	1:52.676
16 -	43.528	202.2	43.568	In		1:55.285 P	33 -	43.489	203.0	43.189	25.062	161.1	1:51.740
17 -	Out	202.6	43.019	27.177	157.2	3:18.027							
380	JEURIS / VETTERS			SS2 RSTT Race Service									
1 -	206.5		44.166	26.110	160.4	2:00.982	18 -	44.169	201.5	44.353	In		1:57.964 P
2 -	44.785	206.5	43.635	26.552	160.7	1:54.972	19 -	Out	204.5	45.035	26.633	160.0	3:15.816
3 -	45.097	204.2	44.289	25.953	158.9	1:55.339	20 -	44.108	204.9	45.031	26.074	160.4	1:55.213
4 -	43.244	203.0	43.320	26.096	159.6	1:52.660	21 -	44.172	203.4	44.699	26.244	161.1	1:55.115
5 -	43.278	202.2	43.074	25.948	157.9	1:52.300	22 -	44.313	203.8	44.829	26.218	160.4	1:55.360
6 -	43.551	203.8	43.370	25.590	158.9	1:52.511	23 -	44.239	205.7	44.671	26.521	158.9	1:55.431
7 -	43.753	202.6	43.797	25.816	158.9	1:53.366	24 -	44.808	204.5	44.094	26.225	162.2	1:55.127
8 -	43.497	201.5	45.193	26.157	155.8	1:54.847	25 -	44.547	203.0	44.145	26.206	162.9	1:54.898
9 -	43.763	203.0	43.739	25.942	158.2	1:53.444	26 -	44.173	206.5	45.479	26.850	164.0	1:56.502
10 -	43.594	203.8	43.585	27.070	153.8	1:54.249	27 -	44.737	204.5	46.636	26.378	162.2	1:57.751
11 -	44.485	202.6	44.091	26.114	158.2	1:54.690	28 -	44.903	203.8	44.356	26.326	158.9	1:55.585
12 -	43.954	203.4	43.935	26.123	158.9	1:54.012	29 -	44.552	203.4	44.193	26.437	160.4	1:55.182
13 -	43.605	202.2	43.637	25.924	158.9	1:53.166	30 -	45.280	197.1	44.463	26.666	160.4	1:56.409
14 -	43.830	202.6	44.054	26.266	156.5	1:54.150	31 -	45.066	203.0	44.746	26.934	158.9	1:56.746
15 -	43.714	201.5	43.966	26.294	157.5	1:53.974	32 -	45.626	202.2	45.205	27.201	158.6	1:58.032
16 -	43.578	203.0	43.551	25.955	158.2	1:53.084	33 -	45.858	201.5	46.408	26.843	160.4	1:59.109
17 -	44.234	201.1	45.002	26.354	158.6	1:55.590							
401	van den BOS / van der ZWEERDE			SP JR Motorsport									
1 -		194.6	45.535	26.389	157.2	2:04.423	12 -	45.352	194.9	44.784	26.275	152.9	1:56.411
2 -	44.944	197.4	45.705	26.618	153.5	1:57.267	13 -	44.826	196.4	44.079	In		1:54.031 P
3 -	44.735	196.0	44.548	26.231	155.8	1:55.514	14 -	Out	196.7	43.449	25.462	158.2	3:46.871
4 -	44.827	193.2	44.448	26.032	154.8	1:55.307	15 -	43.954	197.8	43.676	25.606	156.9	1:53.236
5 -	44.896	193.9	44.436	26.117	153.8	1:55.449	16 -	44.073	195.7	43.802	26.126	150.9	1:54.001
6 -	45.433	195.3	44.351	26.016	155.2	1:55.800	17 -	44.117	197.4	46.412	25.946	156.5	1:56.475
7 -	44.718	195.3	44.072	25.853	155.2	1:54.643	18 -	43.995	198.2	44.158	25.695	158.9	1:53.848
8 -	44.624	195.3	44.304	25.852	155.5	1:54.780	19 -	43.918	197.1	43.760	25.510	157.9	1:53.188
9 -	44.371	196.0	44.026	25.967	153.2	1:54.364	20 -	43.796	197.8	43.512	25.458	158.6	1:52.766
10 -	44.625	194.9	44.167	26.133	154.8	1:54.925	21 -	44.329	197.8	43.707	26.291	155.5	1:54.327
11 -	44.805	195.3	45.367	27.161	151.3	1:57.333	22 -	44.329	198.9	45.530	In		1:55.251 P
402	Aart BOSMAN			SP ABW Racing									
1 -		197.4	46.570	26.367	156.9	2:05.511	17 -	45.155	195.3	45.758	26.236	154.5	1:57.149
2 -	44.819	201.1	45.343	26.899	155.8	1:57.061	18 -	44.476	197.1	44.367	26.274	155.8	1:55.117
3 -	45.262	198.2	44.826	26.557	155.5	1:56.645	19 -	44.418	194.6	44.676	26.554	153.2	1:55.648
4 -	44.445	191.2	44.332	25.847	159.3	1:54.624	20 -	45.019	194.9	44.249	26.179	156.9	1:55.447
5 -	44.349	196.0	44.712	26.476	144.3	1:55.537	21 -	45.159	195.7	43.929	26.922	155.8	1:56.010
6 -	45.114	198.9	43.709	25.974	158.9	1:54.797	22 -	44.653	196.7	44.411	26.295	156.9	1:55.359
7 -	45.055	199.6	44.264	26.655	151.3	1:55.974	23 -	44.261	197.4	45.638	26.882	157.2	1:56.781
8 -	44.939	199.3	43.867	26.063	156.5	1:54.869	24 -	44.583	197.8	43.601	28.368	134.3	1:56.552
9 -	44.219	196.7	43.335	26.914	149.4	1:54.468	25 -	45.124	196.7	46.432	27.010	151.9	1:58.566
10 -	44.848	190.1	44.045	27.791	155.8	1:56.684	26 -	44.573	195.7	43.827	26.216	157.2	1:54.616
11 -	43.870	196.7	43.507	26.757	154.2	1:54.074	27 -	45.706	195.3	44.211	27.236	153.5	1:57.153
12 -	45.021	197.1	45.009	26.209	156.5	1:56.239	28 -	45.107	191.5	45.248	27.083	152.2	1:57.438
13 -	45.281	195.7	43.760	In		1:54.910 P	29 -	46.287	190.1	45.386	28.334	152.2	2:00.007
14 -	Out	192.2	44.240	26.509	153.5	3:42.746	30 -	46.033	197.8	45.582	28.976	151.9	2:00.591
15 -	45.144	194.9	44.213	26.080	156.9	1:55.437	31 -	46.292	196.7	45.214	27.414	154.5	1:58.920
16 -	44.498	192.2	43.474	26.853	142.9	1:54.825	32 -	45.842	197.8	45.638	27.766	154.2	1:59.246
406	ERTAN / WIJNEN			SP Carworld Motorsport									
1 -		175.3	48.825	28.849	139.5	2:18.519	10 -	48.207	175.6	47.569	28.842	139.5	2:04.618
2 -	49.039	176.8	47.766	28.416	141.5	2:05.221	11 -	47.978	176.2	47.041	28.855	140.1	2:03.874
3 -	47.944	174.5	47.057	28.828	139.3	2:03.829	12 -	48.342	176.2	46.920	29.072	138.5	2:04.334
4 -	47.817	175.3	47.342	28.753	140.6	2:03.912	13 -	48.208	174.8	47.589	30.044	135.1	2:05.841
5 -	47.813	173.6	46.618	28.390	139.3	2:02.821	14 -	49.385	175.6	47.418	In		2:03.932 P
6 -	47.411	175.6	46.534	28.319	140.6	2:02.264	15 -	Out	173.1	48.532	29.179	139.8	3:28.993
7 -	48.050	174.5	46.528	28.690	139.0	2:03.268	16 -	47.604	175.3	50.437	29.404	139.8	2:07.445

Weather / Track : Sunny / Dry

Assen
Circuit Length = 4.555 km
Start: 10:14 End: 11:19

Dutch Supercar Challenge SS2 and SP

RACE 1 - SECTOR ANALYSIS

8 -	47.796	175.3	46.300	28.703	138.2	2:02.799	17 -	47.508	176.2	48.431	31.289	136.9	2:07.228
9 -	48.548	177.0	46.666	28.955	139.0	2:04.169							
407	van der VOORT / van den AKKER						SP	Powermotorsports					
1 -	204.2	45.908	26.909	156.5	2:03.848	18 -	43.813	206.1	44.865	26.127	158.2	1:54.805	
2 -	44.572	206.1	45.357	26.107	162.5	1:56.036	19 -	43.984	205.7	44.314	25.473	162.2	1:53.771
3 -	43.754	206.9	44.723	26.231	161.8	1:54.708	20 -	43.756	208.5	44.511	25.792	159.6	1:54.059
4 -	43.918	206.5	44.428	25.825	163.3	1:54.171	21 -	43.575	206.9	43.621	25.953	162.2	1:53.149
5 -	43.598	206.9	44.444	26.306	159.3	1:54.348	22 -	43.399	209.3	43.337	25.212	163.3	1:51.948
6 -	43.619	206.9	44.206	26.067	159.6	1:53.892	23 -	43.145	209.3	43.450	25.592	162.2	1:52.187
7 -	43.821	206.5	44.201	26.165	159.3	1:54.187	24 -	45.083	208.1	44.121	27.758	145.7	1:56.962
8 -	44.325	204.2	44.782	26.424	161.1	1:55.531	25 -	44.407	206.1	44.069	25.461	162.9	1:53.937
9 -	44.163	206.9	45.124	26.732	159.6	1:56.019	26 -	43.351	206.9	43.219	25.621	148.5	1:52.191
10 -	43.913	206.1	45.231	27.264	159.6	1:56.408	27 -	44.301	199.6	44.706	26.619	155.2	1:55.626
11 -	44.710	208.5	45.459	26.800	158.2	1:56.969	28 -	45.175	201.5	44.378	25.507	157.9	1:55.060
12 -	43.718	209.3	45.032	27.018	156.5	1:55.768	29 -	43.679	206.1	44.598	25.933	155.5	1:54.210
13 -	44.157	208.9	44.969	27.181	158.6	1:56.307	30 -	43.443	206.9	43.603	26.210	157.5	1:53.256
14 -	44.129	208.1	44.920	26.952	158.6	1:56.001	31 -	43.805	203.8	44.478	25.486	161.8	1:53.769
15 -	44.387	206.5	45.018	26.673	154.2	1:56.078	32 -	44.009	208.1	43.949	26.093	153.5	1:54.051
16 -	44.733	206.9	44.918	In		2:00.176 P	33 -	45.506	186.9	47.968	31.436	138.2	2:04.910
17 -	Out	198.5	45.715	26.202	158.2	3:32.341							
409	Nico BEEN						SP	Nico Been					
1 -	183.1	48.849	28.505	144.0	2:18.698	17 -	46.745	183.1	46.064	27.962	144.6	2:00.771	
2 -	47.395	182.4	47.025	27.933	145.2	2:02.353	18 -	46.766	182.1	47.970	29.175	139.3	2:03.911
3 -	46.636	182.1	46.471	27.837	146.0	2:00.944	19 -	47.936	184.0	46.366	27.814	145.5	2:02.116
4 -	47.746	181.8	46.570	27.614	146.0	2:01.930	20 -	46.919	181.8	47.180	28.677	143.1	2:02.776
5 -	46.768	182.4	47.204	27.879	144.0	2:01.851	21 -	46.561	186.9	46.248	27.640	146.6	2:00.449
6 -	46.568	181.8	47.436	28.074	139.5	2:02.078	22 -	46.882	183.4	46.879	27.782	144.6	2:01.543
7 -	46.491	183.4	46.285	27.740	145.5	2:00.516	23 -	46.317	183.4	45.973	27.530	146.3	1:59.820
8 -	46.212	183.4	45.663	27.476	145.5	1:59.351	24 -	46.423	181.2	46.574	28.285	146.3	2:01.282
9 -	46.450	183.7	45.843	28.002	144.6	2:00.295	25 -	46.408	182.4	45.997	29.048	137.1	2:01.453
10 -	46.293	184.6	46.260	28.047	142.9	2:00.600	26 -	47.005	182.7	46.143	27.822	144.3	2:00.970
11 -	47.363	183.7	46.231	27.809	144.6	2:01.403	27 -	46.734	182.1	46.136	28.097	143.7	2:00.967
12 -	46.467	183.7	45.846	28.129	140.9	2:00.442	28 -	47.626	181.2	46.787	29.489	145.2	2:03.902
13 -	46.310	184.3	47.287	28.331	143.4	2:01.928	29 -	46.659	182.7	46.327	28.079	144.0	2:01.065
14 -	47.166	180.3	46.789	In		2:01.319 P	30 -	46.608	181.8	46.280	27.646	144.9	2:00.534
15 -	Out	182.4	46.189	27.939	144.0	3:31.393	31 -	46.215	179.4	46.221	28.353	142.3	2:00.789
16 -	46.723	181.8	46.330	27.976	144.6	2:01.029							
412	Guillaume SCHULZ						SP	Team TDM					
1 -	197.1	48.418	27.756	154.5	2:13.247	17 -	44.243	203.8	45.994	27.251	157.5	1:57.488	
2 -	45.913	201.9	45.651	26.734	159.6	1:58.298	18 -	44.877	203.0	44.842	26.526	159.6	1:56.245
3 -	46.217	197.4	45.762	26.895	160.7	1:58.874	19 -	44.752	204.2	45.892	27.562	156.5	1:58.206
4 -	45.277	198.5	45.593	26.754	160.4	1:57.624	20 -	44.669	204.2	45.346	26.690	160.0	1:56.705
5 -	44.740	199.6	45.313	26.259	160.7	1:56.312	21 -	44.957	200.0	45.359	26.500	157.2	1:56.816
6 -	45.217	198.5	48.949	26.751	159.6	2:00.917	22 -	44.758	203.4	45.304	26.352	161.4	1:56.414
7 -	44.817	202.2	45.496	26.567	160.0	1:56.880	23 -	44.227	205.7	45.153	26.503	160.7	1:55.883
8 -	44.938	200.7	45.318	26.442	159.3	1:56.698	24 -	44.832	194.6	46.358	26.838	154.2	1:58.028
9 -	44.595	202.6	45.088	26.678	158.2	1:56.361	25 -	44.829	188.2	45.962	27.044	159.6	1:57.835
10 -	44.229	202.2	44.806	26.592	159.6	1:55.627	26 -	45.012	201.5	47.973	26.582	158.6	1:59.567
11 -	44.269	201.5	45.272	27.245	159.3	1:56.786	27 -	44.646	201.5	45.662	26.792	158.9	1:57.100
12 -	44.810	202.2	45.313	26.643	160.4	1:56.766	28 -	44.428	201.5	45.303	26.785	160.0	1:56.516
13 -	44.496	201.9	45.000	27.323	154.2	1:56.819	29 -	44.266	202.2	45.145	26.724	160.4	1:56.135
14 -	44.788	201.5	44.794	In		2:01.684 P	30 -	44.176	203.8	45.965	27.624	150.3	1:57.765
15 -	Out	200.7	45.364	26.881	159.3	3:51.352	31 -	44.857	203.4	46.788	27.062	158.2	1:58.707
16 -	44.577	200.7	45.148	26.275	161.1	1:56.000	32 -	44.902	203.4	46.095	27.469	142.6	1:58.466
413	Leon ZAPPEIJ						SP	LZ Racing					
1 -	196.4	47.299	27.047	152.5	2:11.209	16 -	Out	196.4	45.595	27.223	147.8	3:26.063	
2 -	46.664	196.0	46.297	27.274	152.5	2:00.235	17 -	46.475	198.2	46.489	27.076	154.2	2:00.040
3 -	46.420	193.9	46.853	27.471	150.3	2:00.744	18 -	45.710	198.5	45.456	26.879	149.1	1:58.045
4 -	46.475	195.3	46.086	27.156	152.9	1:59.717	19 -	47.254	196.0	46.159	27.725	149.4	2:01.138
5 -	46.001	196.4	45.678	26.564	153.2	1:58.243	20 -	47.133	195.3	46.120	In		1:59.229 P

Weather / Track : Sunny / Dry

Assen
Circuit Length = 4.555 km
Start: 10:14 End: 11:19

Dutch Supercar Challenge SS2 and SP

RACE 1 - SECTOR ANALYSIS

6 -	45.980	196.7	45.918	26.920	151.6	1:58.818	21 -	Out	196.4	46.054	26.779	154.2	4:50.938
7 -	46.898	198.5	45.657	26.772	152.2	1:59.327	22 -	45.893	191.5	45.784	27.192	150.3	1:58.869
8 -	45.969	197.8	45.524	26.552	154.5	1:58.045	23 -	46.144	193.9	46.577	27.797	153.2	2:00.518
9 -	46.143	197.8	45.457	26.593	151.9	1:58.193	24 -	45.925	196.0	45.760	26.752	152.9	1:58.437
10 -	46.026	197.4	45.526	26.698	152.9	1:58.250	25 -	46.525	196.4	46.403	26.924	152.5	1:59.852
11 -	45.743	197.4	45.475	26.617	153.8	1:57.835	26 -	47.124	195.3	46.327	27.148	150.3	2:00.599
12 -	45.906	197.8	46.021	26.986	151.3	1:58.913	27 -	47.076	195.7	46.044	29.442	147.8	2:02.562
13 -	46.191	197.1	45.814	26.979	151.3	1:58.984	28 -	46.898	195.3	46.393	27.499	148.5	2:00.790
14 -	46.178	195.7	46.418	27.636	152.5	2:00.232	29 -	46.452	195.3	46.254	27.724	151.9	2:00.430
15 -	46.069	198.2	46.336	In		1:58.058 P	30 -	46.651	193.5	46.253	28.440	140.4	2:01.344
418	BEDORF / KARS SP Spirit Racing												
1 -		187.8	48.557	28.911	143.7	2:16.451	17 -	47.577	188.2	47.045	28.090	145.7	2:02.712
2 -	47.586	188.8	46.840	27.835	149.1	2:02.261	18 -	46.631	187.2	47.053	28.287	146.0	2:01.971
3 -	47.690	188.5	46.811	27.208	143.1	2:01.709	19 -	47.026	186.9	46.819	28.482	146.9	2:02.327
4 -	46.237	188.5	45.709	27.130	149.1	1:59.076	20 -	46.931	184.0	48.259	29.171	147.8	2:04.361
5 -	45.985	188.5	46.118	29.785	144.0	2:01.888	21 -	47.252	187.2	47.912	28.075	147.8	2:03.239
6 -	47.455	187.2	47.695	27.375	147.2	2:02.525	22 -	46.644	188.8	46.765	28.353	146.9	2:01.762
7 -	47.334	185.2	47.603	27.117	147.8	2:02.054	23 -	46.591	188.8	46.478	27.992	147.2	2:01.061
8 -	45.858	188.2	46.846	27.195	146.9	1:59.899	24 -	47.373	184.9	47.234	28.558	147.8	2:03.165
9 -	46.117	188.2	46.619	27.229	150.0	1:59.965	25 -	46.540	188.8	47.711	28.580	144.0	2:02.831
10 -	46.648	187.8	46.587	27.063	147.8	2:00.298	26 -	46.931	188.2	46.738	27.854	148.1	2:01.523
11 -	45.921	188.8	46.737	27.180	147.2	1:59.838	27 -	46.505	187.5	46.322	27.899	148.8	2:00.726
12 -	45.797	188.5	45.552	27.077	146.9	1:58.426	28 -	47.428	186.9	46.168	28.471	148.1	2:02.067
13 -	46.096	187.5	46.237	27.807	148.5	2:00.140	29 -	46.501	188.8	46.039	28.109	144.0	2:00.649
14 -	46.774	188.5	46.772	In		2:00.042 P	30 -	46.653	187.2	46.317	27.789	145.7	2:00.759
15 -	Out	188.2	48.450	28.528	147.5	3:30.648	31 -	46.067	188.5	46.143	28.830	133.3	2:01.040
16 -	47.496	187.8	47.054	29.614	142.6	2:04.164							
419	Rob NIEMAN SP Spirit Racing												
1 -		190.5	48.203	29.247	147.2	2:15.458	17 -	45.751	190.5	46.035	27.584	149.4	1:59.370
2 -	48.075	177.9	46.972	27.861	151.9	2:02.908	18 -	46.620	189.8	46.416	27.813	147.8	2:00.849
3 -	47.583	187.8	46.096	27.417	149.1	2:01.096	19 -	45.970	189.8	46.347	27.523	149.1	1:59.840
4 -	45.828	188.2	46.056	27.383	147.8	1:59.267	20 -	45.707	189.5	45.863	27.278	149.4	1:58.848
5 -	45.817	187.2	46.104	27.299	149.7	1:59.220	21 -	45.859	188.8	45.868	27.453	149.1	1:59.180
6 -	45.871	188.2	46.068	27.337	150.3	1:59.276	22 -	46.059	189.5	46.351	28.794	148.1	2:01.204
7 -	45.928	188.8	45.833	27.424	149.7	1:59.185	23 -	45.964	188.8	46.156	27.524	148.8	1:59.644
8 -	45.894	188.2	45.901	27.424	149.7	1:59.219	24 -	46.082	189.5	46.327	27.962	148.5	2:00.371
9 -	45.756	188.8	46.083	27.764	149.1	1:59.603	25 -	46.007	189.1	45.935	27.499	148.1	1:59.441
10 -	45.997	188.8	46.056	27.273	150.3	1:59.326	26 -	46.164	188.8	46.577	27.663	149.1	2:00.404
11 -	45.918	189.1	46.207	27.796	149.7	1:59.921	27 -	46.097	189.5	46.889	27.685	149.7	2:00.671
12 -	45.897	188.5	46.249	28.251	145.5	2:00.397	28 -	45.994	188.8	46.350	28.072	150.0	2:00.416
13 -	46.015	187.5	45.978	27.440	150.3	1:59.433	29 -	45.982	189.5	46.221	27.777	148.8	1:59.980
14 -	45.941	187.5	46.310	27.650	149.4	1:59.901	30 -	46.067	188.5	46.808	27.748	147.5	2:00.623
15 -	45.928	188.8	46.798	In		1:59.281 P	31 -	46.218	188.8	46.990	29.090	148.8	2:02.298
16 -	Out	188.8	46.097	27.885	149.4	3:21.318							
422	Eric van den MUNCKHOF SP Van de Pas Racing / Munckhof Racing												
1 -		195.7	47.675	27.071	157.9	2:08.690	8 -	44.501	196.7	44.778	26.469	156.9	1:55.748
2 -	45.634	197.4	46.156	26.753	157.2	1:58.543	9 -	44.768	197.1	44.477	26.415	156.5	1:55.660
3 -	44.967	196.0	45.198	26.275	158.2	1:56.440	10 -	44.589	197.8	44.304	26.338	158.6	1:55.231
4 -	44.824	195.3	45.157	26.637	157.5	1:56.618	11 -	44.755	198.5	44.898	26.510	158.2	1:56.163
5 -	45.032	195.7	45.019	26.345	156.9	1:56.396	12 -	44.549	198.9	44.560	26.757	156.5	1:55.866
6 -	44.777	196.7	44.588	26.377	156.9	1:55.742	13 -	44.566	200.0	44.917	26.475	158.2	1:55.958
7 -	44.504	197.8	44.395	26.729	157.5	1:55.628	14 -	45.137	198.5	45.116	In		1:57.710 P
424	van VLIET / van VLIET SP Speedtec Motorsport												
1 -		193.9	49.448	27.806	148.5	2:13.151	17 -	45.261	197.8	47.075	26.703	153.5	1:59.039
2 -	48.214	194.2	46.370	28.256	145.5	2:02.840	18 -	45.266	198.2	46.220	27.877	153.2	1:59.363
3 -	47.005	194.9	45.708	26.756	152.5	1:59.469	19 -	45.255	197.1	45.662	27.641	153.5	1:58.558
4 -	45.563	196.0	45.853	26.446	153.2	1:57.862	20 -	45.125	197.1	45.388	27.052	151.9	1:57.565
5 -	45.406	196.0	45.599	26.610	152.5	1:57.615	21 -	45.439	197.1	46.806	26.582	153.2	1:58.827
6 -	45.465	196.7	45.836	27.074	150.0	1:58.375	22 -	45.892	196.4	46.179	26.500	152.9	1:58.571
7 -	46.312	194.6	45.414	26.360	152.5	1:58.086	23 -	45.263	197.8	45.344	26.569	152.2	1:57.176

Assen

Circuit Length = 4.555 km

Start: 10:14 End: 11:19

Weather / Track : Sunny / Dry

Dutch Supercar Challenge SS2 and SP

RACE 1 - SECTOR ANALYSIS

8 -	45.594	194.9	44.897	26.543	151.9	1:57.034	24 -	46.380	189.1	46.231	26.580	151.3	1:59.191
9 -	45.272	195.7	45.274	26.628	149.7	1:57.174	25 -	45.326	196.4	46.068	26.776	152.2	1:58.170
10 -	45.478	195.7	45.305	26.764	150.6	1:57.547	26 -	45.373	196.7	46.637	26.753	151.9	1:58.763
11 -	45.219	196.0	45.076	26.757	149.1	1:57.052	27 -	45.953	196.7	46.807	26.455	154.2	1:59.215
12 -	45.284	196.4	44.962	26.778	150.3	1:57.024	28 -	45.208	196.0	45.013	26.495	152.5	1:56.716
13 -	45.301	195.3	44.936	26.711	150.6	1:56.948	29 -	45.294	197.1	45.064	26.290	154.2	1:56.648
14 -	45.455	195.7	45.025	In		1:55.987 P	30 -	45.012	197.4	45.816	28.289	151.3	1:59.117
15 -	Out	198.2	46.420	27.510	150.9	3:30.895	31 -	45.689	197.8	45.903	26.206	153.5	1:57.798
16 -	46.971	197.8	46.205	26.754	153.2	1:59.930	32 -	45.732	197.1	45.552	26.442	152.9	1:57.726

430 Jan Bart KOLSTEREN SP Braspenning Racing

1 -	179.4	47.573	28.512	140.9	2:15.407	17 -	47.121	180.0	46.371	27.638	145.5	2:01.130	
2 -	48.058	180.6	46.892	27.712	144.3	2:02.662	18 -	46.821	180.3	46.055	28.109	139.8	2:00.985
3 -	48.259	177.3	46.689	28.064	142.3	2:03.012	19 -	47.403	178.5	46.310	27.578	143.7	2:01.291
4 -	48.042	178.5	46.942	27.597	144.6	2:02.581	20 -	47.946	177.6	46.792	27.798	142.0	2:02.536
5 -	47.048	178.2	47.081	27.372	144.6	2:01.501	21 -	47.145	182.1	46.256	27.820	143.7	2:01.221
6 -	47.168	179.7	47.866	28.375	136.4	2:03.409	22 -	47.894	179.4	47.439	27.559	145.5	2:02.892
7 -	47.761	180.6	46.500	27.425	144.3	2:01.686	23 -	47.585	181.5	46.671	27.758	145.7	2:02.014
8 -	47.039	180.0	46.625	27.512	144.0	2:01.176	24 -	48.095	179.4	46.383	27.559	143.7	2:02.037
9 -	47.074	180.0	46.203	27.597	142.6	2:00.874	25 -	47.526	180.9	48.126	27.707	144.3	2:03.359
10 -	46.832	178.8	46.759	27.696	142.9	2:01.287	26 -	47.201	180.6	46.092	27.438	144.6	2:00.731
11 -	47.289	178.5	46.303	27.723	141.7	2:01.315	27 -	47.415	180.3	46.608	27.778	142.3	2:01.801
12 -	47.019	180.6	46.787	27.702	144.3	2:01.508	28 -	47.351	180.3	46.570	27.695	142.0	2:01.616
13 -	47.919	177.9	46.453	In		2:01.351 P	29 -	48.065	181.8	46.151	27.360	143.4	2:01.576
14 -	Out	179.7	46.004	28.116	143.1	3:26.000	30 -	46.895	180.0	46.197	27.478	144.9	2:00.570
15 -	49.348	181.5	47.297	27.538	144.3	2:04.183	31 -	47.201	181.5	45.910	27.806	144.3	2:00.917
16 -	46.761	180.0	46.121	27.790	144.6	2:00.672							

444 TROEYEN / GOUTZIERS SP AT Motoren

1 -	177.0	51.261	31.013	130.0	2:24.927	15 -	50.367	186.9	50.007	29.979	144.0	2:10.353	
2 -	49.805	189.1	50.996	29.764	146.6	2:10.565	16 -	47.844	187.5	49.402	33.913	140.4	2:11.159
3 -	49.533	186.9	50.461	29.945	124.4	2:09.939	17 -	49.232	185.6	51.256	29.472	142.3	2:09.960
4 -	50.367	187.8	50.597	30.591	142.0	2:11.555	18 -	47.802	189.1	49.578	30.528	146.3	2:07.908
5 -	48.729	187.5	51.065	In		2:14.132 P	19 -	47.249	191.5	49.626	30.009	146.0	2:06.884
6 -	Out	181.8	51.977	29.899	140.4	5:40.423	20 -	47.678	187.8	50.494	29.686	146.0	2:07.858
7 -	50.375	167.7	51.970	31.017	138.5	2:13.362	21 -	48.530	187.2	48.887	29.364	144.3	2:06.781
8 -	49.272	183.7	50.676	31.076	143.1	2:11.024	22 -	47.568	188.8	49.564	29.831	144.3	2:06.963
9 -	51.157	180.0	52.207	30.920	141.5	2:14.284	23 -	49.136	185.2	51.851	30.966	134.6	2:11.953
10 -	49.877	187.5	50.644	30.579	140.9	2:11.100	24 -	50.557	185.9	50.528	33.081	137.1	2:14.166
11 -	49.250	185.6	50.222	30.286	141.2	2:09.758	25 -	49.774	183.1	50.491	30.849	140.1	2:11.114
12 -	51.508	167.4	52.174	In		2:16.367 P	26 -	51.885	184.3	51.392	31.336	138.5	2:14.613
13 -	Out	180.0	55.231	31.495	142.3	4:33.911	27 -	48.128	188.5	50.878	31.207	142.6	2:10.213
14 -	49.210	185.2	53.300	32.328	140.1	2:14.838							

463 GROUWELS / GROUWELS SP Rudolph Racing

1 -	184.9	47.232	28.685	144.9	2:16.675	17 -	45.769	187.5	46.060	27.189	149.1	1:59.018	
2 -	47.643	188.5	46.918	27.775	150.9	2:02.336	18 -	46.120	185.2	45.845	27.291	148.1	1:59.256
3 -	47.657	185.9	46.821	27.712	148.1	2:02.190	19 -	45.838	184.9	45.697	27.363	147.5	1:58.898
4 -	48.110	184.6	46.423	27.461	146.3	2:01.994	20 -	46.387	184.0	45.998	27.143	147.8	1:59.528
5 -	46.139	184.6	45.527	27.305	149.4	1:58.971	21 -	46.145	184.3	45.920	27.612	149.1	1:59.677
6 -	47.028	184.6	47.814	27.430	150.0	2:02.272	22 -	46.129	185.2	45.750	27.390	149.4	1:59.269
7 -	46.860	183.4	47.821	27.456	150.0	2:02.137	23 -	46.118	184.9	45.656	28.599	142.9	2:00.373
8 -	45.804	186.2	46.542	27.371	150.0	1:59.717	24 -	46.561	185.2	45.673	27.391	148.8	1:59.625
9 -	45.872	185.6	46.679	27.203	151.3	1:59.754	25 -	45.879	184.3	45.541	27.087	149.4	1:58.507
10 -	46.644	185.2	46.808	27.163	149.7	2:00.615	26 -	45.986	184.3	45.337	27.105	149.1	1:58.428
11 -	45.985	186.5	46.451	27.366	146.6	1:59.802	27 -	46.014	184.3	45.389	27.123	149.4	1:58.526
12 -	45.775	187.2	45.444	27.149	150.9	1:58.368	28 -	45.950	184.6	45.717	27.536	147.8	1:59.203
13 -	46.255	184.9	45.924	In		2:02.485 P	29 -	45.693	185.9	45.401	27.047	149.7	1:58.141
14 -	Out	181.5	47.003	28.032	147.5	3:24.466	30 -	45.761	184.6	45.821	27.291	149.7	1:58.873
15 -	46.885	186.5	46.522	29.178	146.9	2:02.585	31 -	45.805	185.6	45.804	27.219	148.5	1:58.828
16 -	45.990	185.6	45.677	27.458	148.8	1:59.125							

Weather / Track : Sunny / Dry

Assen
Circuit Length = 4.555 km
Start: 10:14 End: 11:19

Dutch Supercar Challenge SS2 and SP

RACE 1 - SPEED TRAPS

SECTOR 1				SECTOR 2			FINISH LINE			
POS	NO	NAME	KPH	NO	NAME	KPH	NO	NAME	KPH	
1	305	BOGAERTS / van der AA	217.7				369	Marcel NORBART	169.8	
2	333	Ronald van LOON	216.4				305	BOGAERTS / van der AA	168.2	
3	345	POLAND / de VRIES	215.1				345	POLAND / de VRIES	167.8	
4	311	Luc de COCK	210.1				354	Nick AERTS	165.9	
5	354	Nick AERTS	209.7				311	Luc de COCK	165.1	
6	407	van der VOORT / van den AKKE	209.3				380	JEURIS / VETTERS	164.0	
7	320	MONSTER / MONSTER	207.7				333	Ronald van LOON	163.6	
8	308	van VLIET / THUIS	206.9				320	MONSTER / MONSTER	163.3	
9	332	BRASPENNING / BRASPENNII	206.5				407	van der VOORT / van den AKKE	163.3	
10	378	HERBER / MEIJER	206.5				412	Guillaume SCHULZ	161.4	
11	380	JEURIS / VETTERS	206.5				378	HERBER / MEIJER	161.1	
12	412	Guillaume SCHULZ	205.7				308	van VLIET / THUIS	159.6	
13	369	Marcel NORBART	203.4				332	BRASPENNING / BRASPENNII	159.6	
14	368	BIJL / BIJL	202.2				368	BIJL / BIJL	159.3	
15	402	Aart BOSMAN	201.1				402	Aart BOSMAN	159.3	
16	422	Eric van den MUNCKHOF	200.0				401	van den BOS / van der ZWEERI	158.9	
17	401	van den BOS / van der ZWEERI	198.9				422	Eric van den MUNCKHOF	158.6	
18	413	Leon ZAPPEIJ	198.5				316	Christian DIJKHOF	156.9	
19	424	van VLIET / van VLIET	198.2				315	HORNSVELD / WISSELINK	155.8	
20	324	Michael VERHAGEN	197.1				350	Bas SCHOUTEN	155.2	
21	350	Bas SCHOUTEN	196.4				324	Michael VERHAGEN	154.5	
22	316	Christian DIJKHOF	195.7				413	Leon ZAPPEIJ	154.5	
23	315	HORNSVELD / WISSELINK	194.6				424	van VLIET / van VLIET	154.2	
24	444	TROEYEN / GOUTZIERS	191.5				419	Rob NIEMAN	151.9	
25	419	Rob NIEMAN	190.5				463	GROUWELS / GROUWELS	151.3	
26	418	BEDORF / KARS	188.8				418	BEDORF / KARS	150.0	
27	463	GROUWELS / GROUWELS	188.5				409	Nico BEEN	146.6	
28	409	Nico BEEN	186.9				444	TROEYEN / GOUTZIERS	146.6	
29	430	Jan Bart KOLSTEREN	182.1				430	Jan Bart KOLSTEREN	145.7	
30	406	ERTAN / WIJNEN	177.0				406	ERTAN / WIJNEN	141.5	

Weather / Track : Sunny / Dry

Assen
Circuit Length = 4.555 km
Start: 10:14 End: 11:19

Dutch Supercar Challenge SS2 and SP

RACE 1 - BEST SECTOR TIMES

SECTOR 1			SECTOR 2			SECTOR 3			IDEAL / BEST COMPARISON						
POS	NO	NAME	TIME	NO	NAME	TIME	NO	NAME	TIME	POS	NO	NAME	IDEAL	BEST	DIFF
1	305	BOGAERTS / van de	42.173	320	MONSTER / MONS	42.300	305	BOGAERTS / van de	24.337	1	305	BOGAERTS / van c	1:49.243	1:49.741	0.498
2	345	POLAND / de VRIE	42.417	345	POLAND / de VRIE	42.476	345	POLAND / de VRIE	24.574	2	345	POLAND / de VRIE	1:49.467	1:49.475	0.008
3	320	MONSTER / MONS	42.499	305	BOGAERTS / van de	42.733	378	HERBER / MEIJER	25.010	3	320	MONSTER / MONS	1:49.906	1:50.170	0.264
4	369	NORBART	42.744	378	HERBER / MEIJER	42.802	320	MONSTER / MONS	25.107	4	378	HERBER / MEIJER	1:50.812	1:51.117	0.305
5	311	de COCK	42.891	380	JEURIS / VETTERS	43.074	407	van der VOORT / va	25.212	5	354	AERTS	1:51.360	1:51.523	0.163
6	354	AERTS	42.893	369	NORBART	43.161	354	AERTS	25.254	6	369	NORBART	1:51.541	1:52.082	0.541
7	378	HERBER / MEIJER	43.000	354	AERTS	43.213	332	BRASPENNING / BI	25.348	7	407	van der VOORT / v	1:51.576	1:51.948	0.372
8	407	van der VOORT / va	43.145	407	van der VOORT / va	43.219	401	van den BOS / van c	25.458	8	380	JEURIS / VETTER	1:51.908	1:52.300	0.392
9	380	JEURIS / VETTERS	43.244	402	BOSMAN	43.335	333	van LOON	25.550	9	311	de COCK	1:52.279	1:52.686	0.407
10	333	van LOON	43.315	316	DIJKHOF	43.353	380	JEURIS / VETTERS	25.590	10	401	van den BOS / van	1:52.703	1:52.766	0.063
11	332	BRASPENNING / BI	43.707	401	van den BOS / van c	43.449	369	NORBART	25.636	11	402	BOSMAN	1:52.992	1:54.074	1.082
12	368	BIJL / BIJL	43.742	311	de COCK	43.467	350	SCHOUTEN	25.741	12	332	BRASPENNING / E	1:53.172	1:53.478	0.306
13	401	van den BOS / van c	43.796	368	BIJL / BIJL	43.875	402	BOSMAN	25.847	13	316	DIJKHOF	1:53.302	1:53.943	0.641
14	402	BOSMAN	43.810	332	BRASPENNING / BI	44.117	311	de COCK	25.921	14	333	van LOON	1:53.411	1:54.125	0.714
15	316	DIJKHOF	43.956	350	SCHOUTEN	44.179	308	van VLIET / THUIS	25.938	15	368	BIJL / BIJL	1:53.714	1:54.727	1.013
16	308	van VLIET / THUIS	44.156	315	HORNSVELD / WIS	44.246	316	DIJKHOF	25.993	16	350	SCHOUTEN	1:54.304	1:55.038	0.734
17	412	SCHULZ	44.176	422	van den MUNCKHO	44.304	368	BIJL / BIJL	26.097	17	308	van VLIET / THUIS	1:54.741	1:55.700	0.959
18	315	HORNSVELD / WIS	44.351	333	van LOON	44.546	424	van VLIET / van VLI	26.206	18	315	HORNSVELD / WIS	1:55.013	1:55.051	0.038
19	350	SCHOUTEN	44.384	308	van VLIET / THUIS	44.647	412	SCHULZ	26.259	19	422	van den MUNCKHO	1:55.080	1:55.231	0.151
20	422	van den MUNCKHO	44.501	412	SCHULZ	44.794	422	van den MUNCKHO	26.275	20	412	SCHULZ	1:55.229	1:55.627	0.398
21	424	van VLIET / van VLI	45.012	424	van VLIET / van VLI	44.897	315	HORNSVELD / WIS	26.416	21	424	van VLIET / van VL	1:56.115	1:56.648	0.533
22	463	GROUWELS / GRO	45.693	463	GROUWELS / GRO	45.337	324	VERHAGEN	26.475	22	413	ZAPPEIJ	1:57.718	1:57.835	0.117
23	419	NIEMAN	45.707	413	ZAPPEIJ	45.456	413	ZAPPEIJ	26.552	23	324	VERHAGEN	1:57.781	1:58.051	0.270
24	413	ZAPPEIJ	45.710	324	VERHAGEN	45.530	463	GROUWELS / GRO	27.047	24	463	GROUWELS / GRO	1:58.077	1:58.141	0.064
25	324	VERHAGEN	45.776	418	BEDORF / KARS	45.552	418	BEDORF / KARS	27.063	25	418	BEDORF / KARS	1:58.412	1:58.426	0.014
26	418	BEDORF / KARS	45.797	409	BEEN	45.663	419	NIEMAN	27.273	26	419	NIEMAN	1:58.813	1:58.848	0.035
27	409	BEEN	46.212	419	NIEMAN	45.833	430	KOLSTEREN	27.360	27	409	BEEN	1:59.351	1:59.351	0.000
28	430	KOLSTEREN	46.761	430	KOLSTEREN	45.910	409	BEEN	27.476	28	430	KOLSTEREN	2:00.031	2:00.570	0.539
29	444	TROEYEN / GOUTZ	47.249	406	ERTAN / WIJNEN	46.300	406	ERTAN / WIJNEN	28.319	29	406	ERTAN / WIJNEN	2:02.030	2:02.264	0.234
30	406	ERTAN / WIJNEN	47.411	444	TROEYEN / GOUTZ	48.887	444	TROEYEN / GOUTZ	29.364	30	444	TROEYEN / GOUTZ	2:05.500	2:06.781	1.281

Perfect Lap	1:48.810
-------------	----------

Weather / Track : Sunny / Dry

Assen
Circuit Length = 4.555 km
Start: 10:14 End: 11:19

Dutch Supercar Challenge SS2 and SP

RACE 1 - LAP CHART

Lap 1			Lap 2			Lap 3			Lap 4			Lap 5		
No	Behind	Laptime	No	Behind	Laptime	No	Behind	Laptime	No	Behind	Laptime	No	Behind	Laptime
305		1:55.375	305		1:52.119	305		1:51.000	305		1:50.370	305		1:50.974
320	1.654	1:57.029	320	0.645	1:51.110	320	1.059	1:51.414	320	1.150	1:50.461	320	0.346	1:50.170
378	3.258	1:58.633	378	4.278	1:53.139	378	6.044	1:52.766	378	8.318	1:52.644	378	11.036	1:53.692
345	4.559	1:59.934	345	7.313	1:54.873	345	9.295	1:52.982	345	10.872	1:51.947	345	12.251	1:52.353
354	4.776	2:00.151	311	7.915	1:54.998	354	9.925	1:52.845	354	11.267	1:51.712	354	12.867	1:52.574
311	5.036	2:00.411	354	8.080	1:55.423	380	12.799	1:55.339	380	15.089	1:52.660	380	16.415	1:52.300
380	5.607	2:00.982	380	8.460	1:54.972	311	13.513	1:56.598	369	16.641	1:53.452	369	17.945	1:52.278
369	5.972	2:01.347	369	10.803	1:56.950	369	13.559	1:53.756	311	18.969	1:55.826	311	21.796	1:53.801
407	8.473	2:03.848	407	12.390	1:56.036	407	16.098	1:54.708	407	19.899	1:54.171	407	23.273	1:54.348
316	8.766	2:04.141	333	13.505	1:55.768	333	18.120	1:55.615	333	21.875	1:54.125	333	25.471	1:54.570
401	9.048	2:04.423	401	14.196	1:57.267	401	18.710	1:55.514	401	23.647	1:55.307	401	28.122	1:55.449
333	9.856	2:05.231	316	14.514	1:57.867	316	18.999	1:55.485	332	23.997	1:54.956	332	28.230	1:55.207
402	10.136	2:05.511	402	15.078	1:57.061	332	19.411	1:55.159	402	24.977	1:54.624	402	29.540	1:55.537
332	10.983	2:06.358	332	15.252	1:56.388	402	20.723	1:56.645	350	25.664	1:55.038	350	29.976	1:55.286
350	11.176	2:06.551	350	16.440	1:57.383	350	20.996	1:55.556	316	26.408	1:57.779	316	30.228	1:54.794
368	12.795	2:08.170	368	19.085	1:58.409	368	23.375	1:55.290	368	27.732	1:54.727	368	31.546	1:54.788
422	13.315	2:08.690	422	19.739	1:58.543	422	25.179	1:56.440	422	31.427	1:56.618	422	36.849	1:56.396
315	13.684	2:09.059	315	20.211	1:58.646	315	26.108	1:56.897	315	31.724	1:55.986	315	37.420	1:56.670
413	15.834	2:11.209	413	23.950	2:00.235	412	31.925	1:58.874	412	39.179	1:57.624	412	44.517	1:56.312
424	17.776	2:13.151	412	24.051	1:58.298	413	33.694	2:00.744	308	40.455	1:56.153	308	45.624	1:56.143
412	17.872	2:13.247	324	26.162	2:00.225	324	34.273	1:59.111	413	43.041	1:59.717	413	50.310	1:58.243
324	18.056	2:13.431	424	28.497	2:02.840	308	34.672	1:56.872	324	43.507	1:59.604	424	51.099	1:57.615
430	20.032	2:15.407	308	28.800	2:00.092	424	36.966	1:59.469	424	44.458	1:57.862	324	51.723	1:59.190
419	20.083	2:15.458	430	30.575	2:02.662	419	40.968	2:01.096	419	49.865	1:59.267	419	58.111	1:59.220
308	20.827	2:16.202	419	30.872	2:02.908	418	41.927	2:01.709	418	50.633	1:59.076	418	1:01.547	2:01.888
418	21.076	2:16.451	418	31.218	2:02.261	430	42.587	2:03.012	463	54.331	2:01.994	463	1:02.328	1:58.971
463	21.300	2:16.675	463	31.517	2:02.336	463	42.707	2:02.190	430	54.798	2:02.581	430	1:05.325	2:01.501
406	23.144	2:18.519	409	33.557	2:02.353	409	43.501	2:00.944	409	55.061	2:01.930	409	1:05.938	2:01.851
409	23.323	2:18.698	406	36.246	2:05.221	406	49.075	2:03.829	406	1:02.617	2:03.912	406	1:14.464	2:02.821
444	29.552	2:24.927	444	47.998	2:10.565	444	1:06.937	2:09.939	444	1:28.122	2:11.555			

Weather / Track : Sunny / Dry

Assen
Circuit Length = 4.555 km
Start: 10:14 End: 11:19

Dutch Supercar Challenge SS2 and SP

RACE 1 - LAP CHART

Lap 6			Lap 7			Lap 8			Lap 9			Lap 10		
No	Behind	Laptime	No	Behind	Laptime	No	Behind	Laptime	No	Behind	Laptime	No	Behind	Laptime
305		1:50.412	305		1:51.440	305		1:51.139	305		1:51.783	305		1:52.780
320	0.705	1:50.771	320	0.448	1:51.183	320	0.426	1:51.117	320	0.399	1:51.756	320	0.489	1:52.870
444	1 LAP	2:14.132 P	378	14.615	1:52.850	345	16.313	1:52.330	444	3 LAPS	5:40.423	406	1 LAP	2:04.169
378	13.205	1:52.581	345	15.122	1:52.434	378	16.816	1:53.340	345	15.744	1:51.214	345	15.648	1:52.684
345	14.128	1:52.289	354	15.921	1:52.870	354	17.438	1:52.656	378	17.387	1:52.354	354	18.739	1:53.739
354	14.491	1:52.036	380	20.440	1:53.366	369	23.238	1:53.410	354	17.780	1:52.125	378	19.335	1:54.728
380	18.514	1:52.511	369	20.967	1:52.792	380	24.148	1:54.847	369	23.879	1:52.424	369	25.455	1:54.356
369	19.615	1:52.082	311	27.566	1:53.846	311	31.349	1:54.922	380	25.809	1:53.444	380	27.278	1:54.249
311	25.160	1:53.776	407	29.500	1:54.187	407	33.892	1:55.531	311	33.324	1:53.758	444	3 LAPS	2:13.362
407	26.753	1:53.892	333	33.238	1:55.145	333	37.033	1:54.934	407	38.128	1:56.019	311	33.861	1:53.317
333	29.533	1:54.474	332	34.989	1:54.186	332	38.371	1:54.521	333	39.403	1:54.153	333	41.134	1:54.511
332	32.243	1:54.425	401	36.713	1:54.643	401	40.354	1:54.780	332	40.566	1:53.978	407	41.756	1:56.408
401	33.510	1:55.800	316	38.211	1:55.159	316	41.693	1:54.621	401	42.935	1:54.364	332	42.004	1:54.218
402	33.925	1:54.797	402	38.459	1:55.974	402	42.189	1:54.869	316	43.900	1:53.990	401	45.080	1:54.925
316	34.492	1:54.676	350	40.802	1:56.596	350	46.010	1:56.347	402	44.874	1:54.468	316	45.369	1:54.249
350	35.646	1:56.082	368	41.277	1:56.123	368	47.485	1:57.347	350	49.915	1:55.688	402	48.778	1:56.684
368	36.594	1:55.460	422	46.367	1:55.628	422	50.976	1:55.748	368	52.090	1:56.388	350	53.693	1:56.558
422	42.179	1:55.742	315	47.988	1:56.118	315	53.206	1:56.357	422	54.853	1:55.660	368	55.851	1:56.541
315	43.310	1:56.302	308	57.081	1:56.077	308	1:03.217	1:57.275	315	56.474	1:55.051	422	57.304	1:55.231
308	52.444	1:57.232	412	1:00.462	1:56.880	412	1:06.021	1:56.698	308	1:07.134	1:55.700	315	1:00.326	1:56.632
412	55.022	2:00.917	424	1:05.708	1:58.086	424	1:11.603	1:57.034	412	1:10.599	1:56.361	308	1:10.292	1:55.938
413	58.716	1:58.818	413	1:06.603	1:59.327	413	1:13.509	1:58.045	424	1:16.994	1:57.174	412	1:13.446	1:55.627
424	59.062	1:58.375	324	1:07.022	1:59.100	324	1:14.993	1:59.110	413	1:19.919	1:58.193	424	1:21.761	1:57.547
324	59.362	1:58.051	419	1:14.720	1:59.185	419	1:22.800	1:59.219	324	1:24.631	2:01.421	413	1:25.389	1:58.250
419	1:06.975	1:59.276	418	1:24.274	2:02.054	418	1:33.034	1:59.899	419	1:30.620	1:59.603	324	1:33.751	2:01.900
418	1:13.660	2:02.525	463	1:24.885	2:02.137	463	1:33.463	1:59.717	418	1:41.216	1:59.965	419	1:37.166	1:59.326
463	1:14.188	2:02.272	409	1:26.680	2:00.516	409	1:34.892	1:59.351	463	1:41.434	1:59.754	418	1:48.734	2:00.298
409	1:17.604	2:02.078	430	1:28.568	2:01.686	430	1:38.605	2:01.176	409	1:43.404	2:00.295	463	1:49.269	2:00.615
430	1:18.322	2:03.409	406	1:38.144	2:03.268	406	1:49.804	2:02.799	430	1:47.696	2:00.874	409	1:51.224	2:00.600
406	1:26.316	2:02.264												

Weather / Track : Sunny / Dry

Assen
Circuit Length = 4.555 km
Start: 10:14 End: 11:19

Dutch Supercar Challenge SS2 and SP

RACE 1 - LAP CHART

Lap 11			Lap 12			Lap 13			Lap 14			Lap 15		
No	Behind	Laptime	No	Behind	Laptime	No	Behind	Laptime	No	Behind	Laptime	No	Behind	Laptime
305		1:51.281	305		1:51.467	305		1:52.436	320		1:50.751 P	305		1:52.720
320	0.989	1:51.781	320	0.976	1:51.454	320	0.544	1:52.004	305	0.083	1:51.378	413	1 LAP	2:00.232
430	1 LAP	2:01.287	418	1 LAP	1:59.838	419	1 LAP	2:00.397	419	1 LAP	1:59.433	419	1 LAP	1:59.901
345	16.802	1:52.435	463	1 LAP	1:59.802	418	1 LAP	1:58.426	345	18.756	1:52.376	345	19.784	1:53.831 P
354	20.078	1:52.620	324	1 LAP	2:15.444 P	463	1 LAP	1:58.368	418	1 LAP	2:00.140	354	21.669	1:52.347
378	20.565	1:52.511	409	1 LAP	2:01.403	345	17.675	1:52.910	354	22.125	1:53.090	378	24.795	1:53.398
406	1 LAP	2:04.618	430	1 LAP	2:01.315	409	1 LAP	2:00.442	463	1 LAP	2:02.485 P	418	1 LAP	2:00.042 P
369	26.851	1:52.677	345	17.201	1:51.866	354	20.330	1:52.632	378	24.200	1:53.558	409	1 LAP	2:01.319 P
380	30.687	1:54.690	354	20.134	1:51.523	378	21.937	1:52.841	409	1 LAP	2:01.928	380	37.988	1:53.974
311	37.483	1:54.903	378	21.532	1:52.434	430	1 LAP	2:01.508	430	1 LAP	2:01.351 P	324	3 LAPS	6:21.938
333	45.089	1:55.236	369	27.955	1:52.571	369	28.972	1:53.453	369	34.670	1:56.993 P	332	57.230	1:55.063
332	45.378	1:54.655	380	33.232	1:54.012	380	33.962	1:53.166	380	36.817	1:54.150	402	1 LAP	3:42.746
444	3 LAPS	2:11.024	406	1 LAP	2:03.874	311	39.505	1:52.686	311	44.285	1:56.075 P	401	1 LAP	3:46.871
407	47.444	1:56.969	311	39.255	1:53.239	406	1 LAP	2:04.334	332	54.970	1:54.885	407	1:03.597	1:56.078
401	51.132	1:57.333	333	48.611	1:54.989	333	50.427	1:54.252	333	55.580	1:56.448 P	316	1 LAP	1:57.560 P
316	51.167	1:57.079	332	48.937	1:55.026	332	51.380	1:54.879	407	1:00.322	1:56.001	406	1 LAP	2:03.932 P
402	51.571	1:54.074	407	51.745	1:55.768	407	55.616	1:56.307	406	1 LAP	2:05.841	350	1:16.434	1:56.601
350	58.544	1:56.132	401	56.076	1:56.411	316	1 LAP	3:49.144	316	1 LAP	1:58.866	368	1:18.722	1:56.844
368	1:00.064	1:55.494	402	56.343	1:56.239	401	57.671	1:54.031 P	350	1:12.636	1:56.029	315	1:27.477	1:57.941 P
422	1:02.186	1:56.163	350	1:04.346	1:57.269	402	58.817	1:54.910 P	368	1:14.681	1:56.700	320	1:29.496	3:22.299
315	1:05.419	1:56.374	368	1:05.292	1:56.695	350	1:07.902	1:55.992	422	1:16.522	1:57.710 P	308	1:39.310	1:58.781 P
308	1:16.158	1:57.147	422	1:06.585	1:55.866	368	1:09.276	1:56.420	315	1:22.339	1:57.153			
412	1:18.951	1:56.786	444	3 LAPS	2:14.284	422	1:10.107	1:55.958	308	1:33.332	1:58.645			
424	1:27.532	1:57.052	315	1:11.026	1:57.074	315	1:16.481	1:57.891	412	1:39.022	2:01.684 P			
413	1:31.943	1:57.835	308	1:21.126	1:56.435	308	1:25.982	1:57.292	424	1:42.293	1:55.987 P			
419	1:45.806	1:59.921	412	1:24.250	1:56.766	412	1:28.633	1:56.819	444	3 LAPS	2:09.758			
			424	1:33.089	1:57.024	444	3 LAPS	2:11.100						
			413	1:39.389	1:58.913	424	1:37.601	1:56.948						
						413	1:45.937	1:58.984						

Weather / Track : Sunny / Dry

Assen
Circuit Length = 4.555 km
Start: 10:14 End: 11:19

Dutch Supercar Challenge SS2 and SP

RACE 1 - LAP CHART

Lap 16			Lap 17			Lap 18			Lap 19			Lap 20		
No	Behind	Laptime	No	Behind	Laptime	No	Behind	Laptime	No	Behind	Laptime	No	Behind	Laptime
305		1:52.000 P	354		1:54.897 P	380		1:57.964 P	320		1:52.572	320		1:51.002
463	2 LAPS	3:24.466	430	2 LAPS	2:04.183	407	1 LAP	3:32.341	406	2 LAPS	2:07.228	316	2 LAPS	1:56.269
369	1 LAP	3:17.970	333	2 LAPS	5:16.797	401	1 LAP	1:56.475	444	5 LAPS	2:14.838	368	1 LAP	1:57.336
413	1 LAP	1:58.058 P	380	17.221	1:55.590	444	5 LAPS	4:33.911	354	21.448	1:52.952	308	1 LAP	1:57.136
430	2 LAPS	3:26.000	316	2 LAPS	3:27.819	402	1 LAP	1:57.149	424	1 LAP	1:59.363	444	5 LAPS	2:10.353
444	4 LAPS	2:16.367 P	406	2 LAPS	3:28.993	406	2 LAPS	2:07.445	350	1 LAP	1:57.251	354	23.165	1:52.719
354	22.544	1:52.875	401	1 LAP	1:54.001	368	1 LAP	3:36.731	378	28.200	1:53.077	378	28.600	1:51.402
419	1 LAP	1:59.281 P	402	1 LAP	1:54.825	316	2 LAPS	2:17.054	413	1 LAP	1:58.045	424	1 LAP	1:58.558
378	28.080	1:55.285 P	308	1 LAP	3:17.283	308	1 LAP	1:57.834	315	1 LAP	1:57.751	350	1 LAP	1:56.961
380	39.072	1:53.084	320	1:03.362	1:51.250	320	38.859	1:50.682	412	1 LAP	1:56.245	345	36.058	1:53.023
332	59.920	1:54.690 P	424	1 LAP	1:59.930	424	1 LAP	1:59.039	345	34.037	1:51.802	413	1 LAP	2:01.138
402	1 LAP	1:55.437	413	1 LAP	3:26.063	350	1 LAP	4:11.097	305	39.182	1:51.320	412	1 LAP	1:58.206
401	1 LAP	1:53.236	315	1 LAP	4:01.677	354	59.927	3:15.112	419	1 LAP	2:00.849	305	38.822	1:50.642
407	1:11.773	2:00.176 P	412	1 LAP	1:56.000	413	1 LAP	2:00.040	380	44.385	3:15.816	315	1 LAP	1:59.736
350	1:20.472	1:56.038 P	378	1:28.666	3:18.027	315	1 LAP	1:59.937	463	1 LAP	1:59.256	380	48.596	1:55.213
368	1:24.186	1:57.464 P	419	1 LAP	3:21.318	412	1 LAP	1:57.488	418	1 LAP	2:01.971	419	1 LAP	1:59.840
424	1 LAP	3:30.895	345	1:38.240	1:50.128	378	1:06.554	1:53.073	369	1:16.464	2:18.379	463	1 LAP	1:58.898
320	1:29.553	1:52.057	305	1:43.078	4:00.519	419	1 LAP	1:59.370	430	1 LAP	2:00.985	418	1 LAP	2:02.327
324	3 LAPS	2:33.555 P	369	1:44.557	1:56.704	345	1:13.666	1:50.611	409	1 LAP	2:03.911	369	1:25.134	1:59.672
412	1 LAP	3:51.352	463	1 LAP	1:59.125	305	1:19.293	1:51.400	332	1:20.609	1:55.880	332	1:25.439	1:55.832
369	2:05.294	1:57.457	418	1 LAP	2:04.164	369	1:29.516	2:00.144 P	407	1:28.633	1:53.771	430	1 LAP	2:01.291
345	2:05.553	3:37.769	409	1 LAP	2:01.029	463	1 LAP	1:59.018	401	1:35.135	1:53.188	409	1 LAP	2:02.116
463	1 LAP	2:02.585	430	1 LAP	2:00.672	418	1 LAP	2:02.712	402	1:39.584	1:55.648	407	1:31.690	1:54.059
418	1 LAP	3:30.648	332	2:13.688	3:31.209	409	1 LAP	2:00.771				333	3 LAPS	3:42.937
409	1 LAP	3:31.393				430	1 LAP	2:01.130				401	1:36.899	1:52.766
						332	1:56.160	1:57.657				402	1:44.029	1:55.447
						407	2:06.293	1:54.805						
						333	2 LAPS	4:18.192 P						
						401	2:13.378	1:53.848						
						402	2:15.367	1:55.117						
						316	1 LAP	1:59.374						
						368	2:28.762	2:00.471						

Weather / Track : Sunny / Dry

Assen
Circuit Length = 4.555 km
Start: 10:14 End: 11:19

Dutch Supercar Challenge SS2 and SP

RACE 1 - LAP CHART

Lap 21			Lap 22			Lap 23			Lap 24			Lap 25		
No	Behind	Laptime	No	Behind	Laptime	No	Behind	Laptime	No	Behind	Laptime	No	Behind	Laptime
320		1:50.524	320		1:51.001	320		1:51.555	320		1:52.036	320		1:52.516
316	2 LAPS	1:54.729	316	2 LAPS	1:53.943	402	1 LAP	1:55.359	413	3 LAPS	4:50.938	369	1 LAP	2:01.996
308	1 LAP	1:57.655	308	1 LAP	1:57.428	316	2 LAPS	1:55.609	418	2 LAPS	2:01.762	333	4 LAPS	2:01.092
368	1 LAP	1:59.516 P	354	26.927	1:52.717	308	1 LAP	1:58.662	402	1 LAP	1:56.781	413	3 LAPS	1:58.869
354	25.211	1:52.570	378	32.050	1:52.362	378	33.265	1:52.770	409	2 LAPS	2:01.543	402	1 LAP	1:56.552
378	30.689	1:52.613	305	40.897	1:51.489	354	34.739	1:59.367 P	430	2 LAPS	2:02.892	418	2 LAPS	2:01.061
424	1 LAP	1:57.565	345	41.504	1:51.314	305	39.533	1:50.191	316	2 LAPS	1:55.729	409	2 LAPS	1:59.820
350	1 LAP	1:57.361	424	1 LAP	1:58.827	345	40.146	1:50.197	308	1 LAP	1:56.537	430	2 LAPS	2:02.014
305	40.409	1:52.111	350	1 LAP	1:58.744	424	1 LAP	1:58.571	378	33.221	1:51.992	316	2 LAPS	1:55.414
345	41.191	1:55.657	412	1 LAP	1:56.816	350	1 LAP	1:58.861	305	37.238	1:49.741	378	32.523	1:51.818
444	5 LAPS	2:11.159	368	1 LAP	2:33.493	412	1 LAP	1:56.414	345	37.585	1:49.475	308	1 LAP	1:58.390
412	1 LAP	1:56.705	315	1 LAP	1:58.411	368	1 LAP	1:57.682	424	1 LAP	1:57.176	305	35.993	1:51.271
413	1 LAP	1:59.229 P	380	57.546	1:55.360	380	1:01.422	1:55.431	350	1 LAP	1:56.972	345	36.614	1:51.545
315	1 LAP	2:00.010	444	5 LAPS	2:09.960	315	1 LAP	1:58.014	412	1 LAP	1:55.883	424	1 LAP	1:59.191
380	53.187	1:55.115	419	1 LAP	1:59.180	419	1 LAP	2:01.204	380	1:04.513	1:55.127	412	1 LAP	1:58.028
419	1 LAP	1:58.848	463	1 LAP	1:59.677	444	5 LAPS	2:07.908	368	1 LAP	1:57.588	350	1 LAP	2:00.143
463	1 LAP	1:59.528	311	6 LAPS	1:55.464	311	6 LAPS	1:53.188	315	1 LAP	1:56.370	380	1:06.895	1:54.898
311	6 LAPS	15:06.328	332	1:32.566	1:53.862	463	1 LAP	1:59.269	419	1 LAP	1:59.644	368	1 LAP	1:57.078
332	1:29.705	1:54.790	407	1:35.262	1:51.948	332	1:35.815	1:54.804	311	6 LAPS	1:52.898	315	1 LAP	1:57.417
407	1:34.315	1:53.149	369	1:42.222	1:58.058	407	1:35.894	1:52.187	444	5 LAPS	2:06.884	311	6 LAPS	1:53.214
369	1:35.165	2:00.555	401	1:44.952	1:55.251 P	369	1:48.234	1:57.567	463	1 LAP	2:00.373	419	1 LAP	2:00.371
418	1 LAP	2:04.361	333	3 LAPS	1:55.753	333	3 LAPS	1:55.503	332	1:40.683	1:56.904	407	1:42.241	1:53.937
430	1 LAP	2:02.536	418	1 LAP	2:03.239				407	1:40.820	1:56.962	332	1:43.631	1:55.464
333	3 LAPS	1:57.405	430	1 LAP	2:01.221							463	1 LAP	1:59.625
401	1:40.702	1:54.327	409	1 LAP	2:00.449							444	5 LAPS	2:07.858
409	1 LAP	2:02.776												
402	1:49.515	1:56.010												

Weather / Track : Sunny / Dry

Assen
Circuit Length = 4.555 km
Start: 10:14 End: 11:19

Dutch Supercar Challenge SS2 and SP

RACE 1 - LAP CHART

Lap 26			Lap 27			Lap 28			Lap 29			Lap 30		
No	Behind	Laptime	No	Behind	Laptime	No	Behind	Laptime	No	Behind	Laptime	No	Behind	Laptime
320		1:52.087	320		1:52.349	320		1:51.360	320		1:53.044	320		1:52.778
333	4 LAPS	1:56.946	463	2 LAPS	1:58.507	463	2 LAPS	1:58.428	419	2 LAPS	2:00.671	419	2 LAPS	2:00.416
369	1 LAP	1:59.365	444	6 LAPS	2:06.781	402	1 LAP	1:57.153	463	2 LAPS	1:58.526	463	2 LAPS	1:59.203
402	1 LAP	1:58.566	369	1 LAP	1:58.391	444	6 LAPS	2:06.963	402	1 LAP	1:57.438	345	31.477	1:52.766
413	3 LAPS	2:00.518	402	1 LAP	1:54.616	369	1 LAP	2:00.644	316	2 LAPS	1:54.568	316	2 LAPS	1:56.024
316	2 LAPS	1:56.440	413	3 LAPS	1:58.437	316	2 LAPS	1:54.015	345	31.489	1:50.973	378	34.797	1:52.512
409	2 LAPS	2:01.282	316	2 LAPS	1:54.039	413	3 LAPS	1:59.852	305	31.988	1:50.903	402	1 LAP	2:00.007
418	2 LAPS	2:03.165	378	33.823	1:54.619	345	33.560	1:50.446	369	1 LAP	1:59.136	369	1 LAP	1:58.515
430	2 LAPS	2:02.037	305	34.165	1:52.503	305	34.129	1:51.324	378	35.063	1:52.082	413	3 LAPS	2:02.562
378	31.553	1:51.117	409	2 LAPS	2:01.453	378	36.025	1:53.562	413	3 LAPS	2:00.599	308	1 LAP	1:58.918
305	34.011	1:50.105	345	34.474	1:51.962	409	2 LAPS	2:00.970	444	6 LAPS	2:11.953	409	2 LAPS	2:03.902
345	34.861	1:50.334	418	2 LAPS	2:02.831	418	2 LAPS	2:01.523	409	2 LAPS	2:00.967	418	2 LAPS	2:02.067
308	1 LAP	1:57.056	430	2 LAPS	2:03.359	430	2 LAPS	2:00.731	418	2 LAPS	2:00.726	444	6 LAPS	2:14.166
424	1 LAP	1:58.170	308	1 LAP	1:57.207	308	1 LAP	1:58.107	308	1 LAP	1:56.491	430	2 LAPS	2:01.616
412	1 LAP	1:57.835	333	4 LAPS	2:40.633 P	380	1:20.937	1:55.585	430	2 LAPS	2:01.801	380	1:26.706	1:56.409
350	1 LAP	1:57.905	424	1 LAP	1:58.763	412	1 LAP	1:57.100	380	1:23.075	1:55.182	412	1 LAP	1:56.135
380	1:11.310	1:56.502	380	1:16.712	1:57.751	424	1 LAP	1:59.215	412	1 LAP	1:56.516	424	1 LAP	1:56.648
315	1 LAP	1:56.989	412	1 LAP	1:59.567	350	1 LAP	1:57.943	424	1 LAP	1:56.716	350	1 LAP	1:57.369
311	6 LAPS	1:53.020	350	1 LAP	1:59.419	315	1 LAP	1:55.889	350	1 LAP	1:56.809	311	6 LAPS	1:55.497
368	1 LAP	2:10.916	315	1 LAP	1:59.748	311	6 LAPS	1:54.306	315	1 LAP	1:55.779	315	1 LAP	2:00.238
419	1 LAP	1:59.441	311	6 LAPS	1:52.849	368	1 LAP	1:57.252	311	6 LAPS	1:54.066	368	1 LAP	1:55.093
407	1:42.345	1:52.191	368	1 LAP	1:58.193	332	1:49.081	1:53.775	368	1 LAP	1:56.659	407	1:50.966	1:53.256
332	1:45.022	1:53.478	407	1:45.622	1:55.626	407	1:49.322	1:55.060	407	1:50.488	1:54.210			
			332	1:46.666	1:53.993				332	1:51.027	1:54.990			
			419	1 LAP	2:00.404									

Weather / Track : Sunny / Dry

Assen
Circuit Length = 4.555 km
Start: 10:14 End: 11:19

Dutch Supercar Challenge SS2 and SP
RACE 1 - LAP CHART

Lap 31			Lap 32			Lap 33		
No	Behind	Laptime	No	Behind	Laptime	No	Behind	Laptime
320		1:52.690	320		1:53.177	320		1:54.128
332	1 LAP	1:55.709	332	1 LAP	1:54.041	332	1 LAP	1:54.619
419	2 LAPS	1:59.980	419	2 LAPS	2:00.623	315	2 LAPS	2:07.265
463	2 LAPS	1:58.141	345	30.757	1:52.601	368	2 LAPS	2:06.658
345	31.333	1:52.546	463	2 LAPS	1:58.873	345	31.366	1:54.737
378	34.539	1:52.432	378	34.038	1:52.676	378	31.650	1:51.740
316	2 LAPS	1:55.657	316	2 LAPS	1:54.156	419	2 LAPS	2:02.298
369	1 LAP	1:57.079	369	1 LAP	1:57.808	463	2 LAPS	1:58.828
402	1 LAP	2:00.591	402	1 LAP	1:58.920	316	2 LAPS	1:54.186
413	3 LAPS	2:00.790	413	3 LAPS	2:00.430	369	1 LAP	1:58.535
308	1 LAP	1:58.188	308	1 LAP	1:59.037	402	1 LAP	1:59.246
409	2 LAPS	2:01.065	409	2 LAPS	2:00.534	413	3 LAPS	2:01.344
418	2 LAPS	2:00.649	418	2 LAPS	2:00.759	308	1 LAP	1:58.736
430	2 LAPS	2:01.576	430	2 LAPS	2:00.570	409	2 LAPS	2:00.789
444	6 LAPS	2:11.114	380	1:35.617	1:58.032	418	2 LAPS	2:01.040
380	1:30.762	1:56.746	311	6 LAPS	1:53.999	430	2 LAPS	2:00.917
412	1 LAP	1:57.765	412	1 LAP	1:58.707	311	6 LAPS	1:54.333
311	6 LAPS	1:54.349	424	1 LAP	1:57.798	380	1:40.598	1:59.109
424	1 LAP	1:59.117	350	1 LAP	1:57.460	412	1 LAP	1:58.466
350	1 LAP	1:58.681	444	6 LAPS	2:14.613	424	1 LAP	1:57.726
315	1 LAP	2:01.315	407	1:52.919	1:54.051	350	1 LAP	1:58.133
368	1 LAP	1:56.321				444	6 LAPS	2:10.213
407	1:52.045	1:53.769				407	2:03.701	2:04.910

Weather / Track : Sunny / Dry

Assen
Circuit Length = 4.555 km
Start: 10:14 End: 11:19

Dutch Supercar Challenge SS2 and SP

RACE 1 - POSITION CHART


No	Name	Pos	Laps	33
305	BOGAERTS / van der A	1	320	
320	MONSTER / MONSTER	2	345	
378	HERBER / MEIJER	3	378	
345	POLAND / de VRIES	4	380	
354	Nick AERTS	5	407	
311	Luc de COCK	6		
380	JEURIS / VETTERS	7		
369	Marcel NORBART	8		
407	van der VOORT / van der	9		
316	Christian DIJKHOF	10		
401	van den BOS / van der	11		
333	Ronald van LOON	12		
402	Aart BOSMAN	13		
332	BRASPENNING / BRAS	14		
350	Bas SCHOUTEN	15		
368	BIJL / BIJL	16		
422	Eric van den MUNCKHC	17		
315	HORNSVELD / WISSEL	18		
413	Leon ZAPPEIJ	19		
424	van VLIET / van VLIET	20		
412	Guillaume SCHULZ	21		
324	Michael VERHAGEN	22		
430	Jan Bart KOLSTEREN	23		
419	Rob NIEMAN	24		
308	van VLIET / THUIS	25		
418	BEDORF / KARS	26		
463	GROUWELS / GROUW	27		
406	ERTAN / WIJNEN	28		
409	Nico BEEN	29		
444	TROEYEN / GOUTZIEF	30		

Weather / Track : Sunny / Dry

Assen
Circuit Length = 4.555 km
Start: 10:14 End: 11:19

Dutch Supercar Challenge SS2 and SP

RACE 2 - GRID

ROW 17	351	Leo KURSTJENS	
ROW 16	326	Jan van der KOOI	390 BOGAERTS / van der AA
ROW 15	324	Michael VERHAGEN	301 Pieter van SOELEN
ROW 14	406	ERTAN / WIJNEN	422 Eric van den MUNCKHOF
ROW 13	333	Ronald van LOON	401 van den BOS / van der ZWEERDE
ROW 12	444	TROEYEN / GOUTZIERS	354 Nick AERTS
ROW 11	413	Leon ZAPPEIJ	311 Luc de COCK
ROW 10	418	BEDORF / KARS	430 Jan Bart KOLSTEREN
ROW 9	316	Christian DIJKHOF	409 Nico BEEN
ROW 8	419	Rob NIEMAN	463 GROUWELS / GROUWELS
ROW 7	315	HORNSVELD / WISSELINK	368 BIJL / BIJL
ROW 6	350	Bas SCHOUTEN	412 Guillaume SCHULZ
ROW 5	308	van VLIET / THUIS	424 van VLIET / van VLIET
ROW 4	369	Marcel NORBART	402 Aart BOSMAN
ROW 3	407	van der VOORT / van den AKKER	332 BRASPENNING / BRASPENNING
ROW 2	378	HERBER / MEIJER	380 JEURIS / VETTERS
ROW 1	320	MONSTER / MONSTER	345 POLAND / de VRIES
Pole			
			

Car 305 withdrawn
Cars 390 + 351 allowed to start from back of grid

Assen
Circuit Length = 4.555 km

These results are provisional until the conclusion of any judicial and technical matters.

Clerk of Course :		Timekeeper :
-------------------	--	--------------

Dutch Supercar Challenge SS2 and SP

RACE 2 - CLASSIFICATION

POS	NO	CL	NAME	ENTRY	LAPS	TIME	GAP	DIFF	KPH	BEST	ON
1	345	SS2	POLAND / de VRIES	BMW E46 GTR - JR Motorsport	25	47:53.938			142.64	1:47.319	14
2	326	SS2	Jan van der KOOI	Lotus Exige GT3 - Team Lotus Racing	25	47:56.185	2.247	2.247	142.53	1:49.599	17
3	320	SS2	MONSTER / MONSTER	Seat Leon Supercopa - Team Riwal Racing	25	48:13.097	19.159	16.912	141.69	1:48.124	16
4	378	SS2	HERBER / MEIJER	Saker GT - Saker Europe	25	48:27.804	33.866	14.707	140.98	1:50.339	15
5	390	SS2	BOGAERTS / van der AA	BMW E36 - European Staffing Racing	25	48:51.650	57.712	23.846	139.83	1:49.321	12
6	369	SS2	Marcel NORBART	Seat Leon Supercopa - Passie Racing	25	48:52.160	58.222	0.510	139.81	1:50.374	21
7	380	SS2	JEURIS / VETTERS	Saker GT - RSTT Race Service	25	48:58.054	1:04.116	5.894	139.53	1:51.801	18
8	332	SS2	BRASPENNING / BRASPENNING	BMW E46 4d - Braspenning Racing	25	49:05.285	1:11.347	7.231	139.18	1:52.898	16
9	368	SS2	BIJL / BIJL	Seat Leon Supercopa - Gravity Racing	25	49:26.492	1:32.554	21.207	138.19	1:53.620	16
10	333	SS2	Ronald van LOON	BMW E46 M3 - V-Max Racing	25	49:30.642	1:36.704	4.150	138.00	1:53.433	6
11	316	SS2	Christian DIJKHOF	Seat Leon Supercopa - Brax Racing	25	49:32.091	1:38.153	1.449	137.93	1:52.999	17
12	401	SP	van den BOS / van der ZWEERDI	BMW E36 M2,5 - JR Motorsport	24	48:04.459	1 lap	1 lap	136.43	1:52.436	4
13	350	SS2	Bas SCHOUTEN	Nissan 350z FlexFuel - Bas Koeten Racing	24	48:07.951	1 lap	3.492	136.27	1:55.444	14
14	308	SS2	van VLIET / THUIS	BMW E92 M3 - Van Vliet Afbouw/Intrax Racing	24	48:08.518	1 lap	0.567	136.24	1:54.796	5
15	315	SS2	HORNSVELD / WISSELINK	Seat Leon Supercopa - Pennucci - TVS Racing	24	48:18.191	1 lap	9.673	135.79	1:55.073	5
16	412	SP	Guillaume SCHULZ	Lotus Exige Cup - Team TDM	24	48:35.559	1 lap	17.368	134.98	1:54.852	6
17	422	SP	Eric van den MUNCKHOF	Focus Sport - Van de Pas Racing / Munckhof Racing	24	48:35.970	1 lap	0.411	134.96	1:55.463	8
18	402	SP	Aart BOSMAN	Lotus Exige - ABW Racing	24	48:36.560	1 lap	0.590	134.93	1:52.611	24
19	424	SP	van VLIET / van VLIET	BMW M3 E46 - Speedtec Motorsport	24	48:44.914	1 lap	8.354	134.55	1:56.324	6
20	407	SP	van der VOORT / van den AKKEF	BMW 130i - Powermotorsports	24	48:50.058	1 lap	5.144	134.31	1:54.141	9
21	413	SP	Leon ZAPPEIJ	BMW M3 E36 - LZ Racing	24	48:55.534	1 lap	5.476	134.06	1:56.922	11
22	419	SP	Rob NIEMAN	Renault Clio RS 2.0 16V - Spirit Racing	24	48:56.346	1 lap	0.812	134.02	1:57.043	7
23	463	SP	GROUWELS / GROUWELS	Renault Clio RS 2.0 16V - Rudolph Racing	24	49:16.388	1 lap	20.042	133.11	1:56.566	11
24	418	SP	BEDORF / KARS	Renault Clio RS 2.0 16V - Spirit Racing	24	49:18.509	1 lap	2.121	133.02	1:57.596	23
25	409	SP	Nico BEEN	Renault Clio RS 2.0 16V - Nico Been	24	49:52.194	1 lap	33.685	131.52	1:59.613	3
26	406	SP	ERTAN / WIJNEN	Renault Clio III Cup - Carworld Motorsport	23	48:47.362	2 laps	1 lap	128.83	2:00.176	17
27	311	SS2	Luc de COCK	Lotus 2/11 GT4 - Deldiche Racing	23	49:16.459	2 laps	29.097	127.56	1:52.464	6
28	430	SP	Jan Bart KOLSTEREN	BMW E46 330i - Braspenning Racing	22	48:06.472	3 laps	1 lap	124.98	2:00.271	4
29	444	SP	TROEYEN / GOUTZIERS	Focus Sport - AT Motoren	22	48:07.258	3 laps	0.786	124.94	2:02.601	5
30	354	SS2	Nick AERTS	Ford Mondeo - Van de Pas Racing	21	40:48.244	4 laps	1 lap	140.65	1:50.528	21
31	301	SS2	Pieter van SOELEN	BMW E46 Coupé GTR - JR Motorsport	19	36:32.947	6 laps	2 laps	142.07	1:49.272	12

NOT CLASSIFIED

DNC	351	SS2	Leo KURSTJENS	Focus Sport - AT Motoren	7	25:59.446	18 laps	12 laps	73.60	1:56.817	3
DNC	324	SS2	Michael VERHAGEN	Honda S2000 - Honda Racing Verhagen	3	10:32.625	22 laps	4 laps	77.76		

FASTEST LAP

345	SS2	POLAND / de VRIES	BMW E46 GTR - JR Motorsport	14	1:47.319	94.94 mph	152.79 kph
401	SP	van den BOS / van der ZWEERDI	BMW E36 M2,5 - JR Motorsport	4	1:52.436	90.62 mph	145.84 kph

Car 369 - 30 seconds penalty - driving standards

Weather / Track : Cloudy / Dry

These results are provisional until the conclusion of any judicial and technical matters.

Assen

Circuit Length = 4.555 km

Start: 10:38 End: 11:28

Clerk of Course :		Timekeeper :	
-------------------	--	--------------	--

Dutch Supercar Challenge SS2 and SP

RACE 2 - SECTOR ANALYSIS

301		Pieter van SOELEN				SS2 JR Motorsport						
1 -	208.5	45.214	27.068	162.5	2:08.589	11 -	43.001	209.7	42.049	24.421	167.1	1:49.471
2 -	42.915	208.9	44.801	25.834	167.4	12 -	42.263	210.9	42.409	24.600	166.7	1:49.272
3 -	43.295	210.1	43.027	26.776	165.9	13 -	42.305	210.9	42.578	24.426	167.8	1:49.309
4 -	42.724	210.9	42.842	24.624	166.7	14 -	42.499	210.9	42.806	In		1:48.313 P
5 -	42.168	211.8	42.987	24.601	165.1	15 -	Out	210.5	42.558	25.723	165.5	3:08.546
6 -	42.655	210.9	42.401	24.547	169.4	16 -	42.504	210.9	42.860	25.205	168.6	1:50.569
7 -	42.232	210.9	42.626	25.600	167.4	17 -	42.338	211.8	43.012	24.343	167.8	1:49.693
8 -	43.485	202.6	43.826	24.751	159.3	18 -	42.766	209.7	42.834	24.464	166.7	1:50.064
9 -	42.116	210.9	42.256	25.541	162.2	19 -	42.547	208.5	42.787	24.426	169.0	1:49.760
10 -	42.814	210.9	42.581	25.336	167.4							
308		van VLIET / THUIS				SS2 Van Vliet Afbouw/Intrax Racing						
1 -	203.0	46.136	28.810	150.6	2:08.649	13 -	Out	197.8	44.308	26.214	158.2	3:13.950
2 -	45.428	203.8	45.295	26.601	153.5	14 -	44.645	201.9	45.209	26.577	154.8	1:56.431
3 -	45.672	206.1	46.639	28.505	147.2	15 -	44.333	204.9	44.625	27.090	152.9	1:56.048
4 -	45.570	206.5	44.650	26.544	152.9	16 -	44.787	202.6	45.492	26.728	160.4	1:57.007
5 -	44.235	205.7	44.130	26.431	159.6	17 -	44.091	203.8	44.628	26.337	158.6	1:55.056
6 -	44.446	205.3	46.712	27.667	151.3	18 -	44.108	203.0	44.690	26.431	157.5	1:55.229
7 -	44.130	206.9	45.515	27.134	157.9	19 -	44.877	200.4	44.811	27.002	155.5	1:56.690
8 -	45.108	202.2	44.792	27.135	154.2	20 -	44.912	201.1	44.929	26.998	156.5	1:56.839
9 -	44.410	193.2	46.269	26.538	160.0	21 -	44.437	203.8	44.754	27.968	151.9	1:57.159
10 -	45.328	194.6	45.065	26.530	158.2	22 -	44.716	203.4	44.472	26.467	154.2	1:55.655
11 -	44.390	205.3	45.002	27.463	146.6	23 -	44.731	203.4	43.838	26.286	156.5	1:54.855
12 -	44.263	204.5	44.236	In		24 -	43.546	205.7	45.424	26.391	156.5	1:55.361
311		Luc de COCK				SS2 Deldiche Racing						
1 -	195.3	47.871	28.012	158.6	2:13.065	13 -	43.934	206.1	43.952	25.908	163.3	1:53.794
2 -	58.179	174.2	54.020	In		14 -	43.249	205.7	43.778	25.716	163.3	1:52.743
3 -	Out	206.9	44.741	25.723	164.0	15 -	43.275	202.6	43.830	25.679	163.6	1:52.784
4 -	42.918	207.7	44.927	25.821	162.5	16 -	43.292	204.2	44.032	26.010	162.9	1:53.334
5 -	44.156	201.5	45.203	25.776	161.1	17 -	43.924	203.4	43.671	25.797	162.2	1:53.392
6 -	43.240	206.5	43.367	25.857	163.3	18 -	43.358	203.8	43.958	25.817	159.3	1:53.133
7 -	43.247	203.4	43.740	25.640	162.9	19 -	43.664	204.5	44.596	26.291	162.2	1:54.551
8 -	43.306	204.9	43.785	25.787	162.9	20 -	43.803	204.5	44.170	25.863	164.0	1:53.836
9 -	44.382	203.8	44.720	In		21 -	44.317	204.9	44.664	26.078	162.9	1:55.059
10 -	Out	203.8	43.553	25.799	163.3	22 -	43.960	206.5	44.505	26.172	162.5	1:54.637
11 -	43.279	206.5	43.729	26.890	163.6	23 -	43.815	203.4	44.225	26.550	161.4	1:54.590
12 -	43.306	205.7	43.863	26.171	159.6							
315		HORNSVELD / WISSELINK				SS2 Pennucci - TVS Racing						
1 -	193.2	46.672	28.006	149.7	2:09.098	13 -	44.417	190.5	44.455	In		1:55.532 P
2 -	46.003	193.9	45.278	26.422	153.8	14 -	Out	189.1	46.006	27.421	152.9	3:23.540
3 -	45.063	190.8	46.674	27.429	148.5	15 -	45.079	190.1	45.657	27.199	153.2	1:57.935
4 -	45.038	192.2	45.359	26.235	153.2	16 -	44.563	189.1	45.996	27.199	151.9	1:57.758
5 -	44.534	191.8	44.356	26.183	153.8	17 -	44.922	189.5	45.804	26.840	154.2	1:57.566
6 -	44.770	188.8	45.364	26.440	151.9	18 -	44.528	190.8	45.319	26.872		1:56.719
7 -	45.203	192.9	46.521	27.046	151.3	19 -	44.648	189.1	44.836	26.677	154.5	1:56.161
8 -	45.117	191.5	45.006	26.678	151.3	20 -	45.116	189.1	45.425	26.448	154.5	1:56.989
9 -	45.141	189.5	44.615	26.349	150.0	21 -	44.637	189.5	44.778	26.606	153.8	1:56.021
10 -	44.701	190.1	44.562	26.434	152.2	22 -	44.371	190.1	44.509	26.631	154.5	1:55.511
11 -	44.545	191.2	44.704	26.116	152.2	23 -	44.322	190.1	44.597	27.214	153.2	1:56.133
12 -	44.656	191.2	44.319	26.725	152.2	24 -	44.448	190.5	44.313	26.881	154.2	1:55.642
316		Christian DIJKHOF				SS2 Brax Racing						
1 -	189.8	47.360	28.544	144.0	2:11.703	14 -	Out	191.8	44.045	26.265	158.9	3:16.198
2 -	47.135	175.9	47.979	28.262	146.0	15 -	44.488	193.9	44.106	26.069	158.9	1:54.663
3 -	46.018	182.1	45.519	26.480	152.5	16 -	43.929	195.7	43.833	25.725	160.0	1:53.487
4 -	46.599	192.9	45.070	27.036	152.5	17 -	43.913	192.5	43.291	25.795	158.6	1:52.999
5 -	44.236	193.2	43.418	25.925	157.9	18 -	44.354	192.2	43.543	25.946	158.9	1:53.843
6 -	43.659	193.9	43.594	25.909	159.3	19 -	44.058	193.5	43.391	25.912	156.2	1:53.361
7 -	43.794	196.0	43.834	26.561	151.9	20 -	44.122	193.2	43.514	26.185	156.9	1:53.821

Weather / Track : Cloudy / Dry

Assen
Circuit Length = 4.555 km
Start: 10:38 End: 11:28

Dutch Supercar Challenge SS2 and SP

RACE 2 - SECTOR ANALYSIS

8 -	44.414	194.2	43.960	26.156	156.5	1:54.530	21 -	44.404	194.2	43.457	26.037	156.5	1:53.898
9 -	43.939	192.5	43.709	26.246	154.8	1:53.894	22 -	44.800	193.2	44.004	26.244	153.8	1:55.048
10 -	43.980	193.9	43.329	25.931	155.8	1:53.240	23 -	44.958	193.5	43.458	25.727	157.2	1:54.143
11 -	44.235	194.6	43.680	26.471	157.5	1:54.386	24 -	44.749	192.2	43.382	26.029	155.5	1:54.160
12 -	44.924	192.9	44.222	26.291	156.9	1:55.437	25 -	45.387	193.5	43.813	26.917	152.5	1:56.117
13 -	44.457	192.9	43.677	In		1:56.135 P							
320	MONSTER / MONSTER SS2 Team Riwal Racing												
1 -	206.1	44.366	26.078	159.3	1:58.924	14 -	42.420	206.9	41.701	24.651	165.1	1:48.772	
2 -	43.461	204.5	43.412	25.285	160.7	1:52.158	15 -	42.178	205.7	41.472	24.530	164.0	1:48.180
3 -	42.824	206.9	42.618	25.731	161.4	1:51.173	16 -	42.293	206.1	41.434	24.397	164.8	1:48.124
4 -	42.482	206.9	42.615	24.755	162.2	1:49.852	17 -	42.930	205.3	41.379	25.029	162.9	1:49.338
5 -	42.531	206.1	42.614	25.279	160.7	1:50.424	18 -	42.390	206.5	43.652	24.396	164.0	1:50.438
6 -	42.320	206.9	42.903	25.337	162.2	1:50.560	19 -	42.529	207.3	42.294	24.402	167.1	1:49.225
7 -	42.682	205.3	43.146	25.244	162.5	1:51.072	20 -	44.653	204.2	41.986	In		1:50.231 P
8 -	43.016	206.1	42.703	25.153	161.4	1:50.872	21 -	Out	207.7	42.093	24.553	166.3	2:07.555
9 -	42.518	205.7	44.322	31.168	124.1	1:58.008	22 -	43.813	203.0	43.756	24.830	161.4	1:52.399
10 -	44.514	205.7	43.016	In		1:51.878 P	23 -	42.672	205.7	42.090	24.987	161.8	1:49.749
11 -	Out	204.5	42.121	25.600	164.0	3:34.880	24 -	42.561	205.7	42.017	24.737	164.4	1:49.315
12 -	42.439	206.9	41.542	24.914	164.4	1:48.895	25 -	42.806	204.2	43.472	26.042	162.5	1:52.320
13 -	42.406	206.1	41.532	24.817	165.1	1:48.755							
324	Michael VERHAGEN SS2 Honda Racing Verhagen												
1 -	179.7	50.651	In	2:27.624 P	3 -	49.011	163.4	51.345	In	2:14.320 P			
2 -	Out	179.1	49.021	27.490	149.4	5:50.681							
326	Jan van der KOOI SS2 Team Lotus Racing												
1 -	183.4	46.340	25.297	173.9	2:09.234	14 -	42.470	210.1	42.751	25.117	170.2	1:50.338	
2 -	42.236	211.4	42.335	25.290	168.2	1:49.861	15 -	42.668	211.8	42.460	25.097	167.4	1:50.225
3 -	42.713	210.1	42.528	25.167	169.8	1:50.408	16 -	42.745	209.7	42.659	25.139	170.6	1:50.543
4 -	42.260	209.7	42.835	25.732	167.8	1:50.827	17 -	42.319	208.5	42.633	24.647	171.8	1:49.599
5 -	43.419	210.1	42.303	25.232	169.4	1:50.954	18 -	42.813	209.7	43.060	24.933	171.4	1:50.806
6 -	43.096	211.4	43.122	25.472	139.0	1:51.690	19 -	43.727	210.5	43.678	24.917	170.6	1:52.322
7 -	42.826	209.7	42.955	25.712	163.6	1:51.493	20 -	42.423	208.5	42.765	25.227	165.1	1:50.415
8 -	43.260	210.5	42.860	25.182	165.5	1:51.302	21 -	42.425	208.1	42.654	25.113	170.2	1:50.192
9 -	42.663	209.3	42.654	25.326	168.2	1:50.643	22 -	43.429	206.9	43.647	25.176	169.8	1:52.252
10 -	42.738	213.0	43.169	25.345	169.8	1:51.252	23 -	42.505	209.7	42.476	26.943	164.4	1:51.924
11 -	43.621	208.1	42.985	In		1:53.082 P	24 -	43.166	208.5	43.139	25.299	167.8	1:51.604
12 -	Out	206.5	43.072	25.726	168.6	3:13.373	25 -	42.998	205.3	42.861	25.328	167.8	1:51.187
13 -	42.621	210.1	42.829	25.209	171.4	1:50.659							
332	BRASPENNING / BRASPENNING SS2 Braspennig Racing												
1 -	206.5	45.756	25.903	154.2	2:02.265	14 -	43.798	204.9	44.100	25.545	160.0	1:53.443	
2 -	44.340	205.3	44.782	25.713	158.9	1:54.835	15 -	43.776	204.9	43.711	25.451	159.3	1:52.938
3 -	44.233	203.8	45.326	25.947	157.9	1:55.506	16 -	43.832	204.2	43.770	25.296	157.5	1:52.898
4 -	44.148	203.8	45.219	25.938	158.6	1:55.305	17 -	43.794	203.8	43.779	25.445	161.1	1:53.018
5 -	43.903	204.5	45.382	25.503	159.3	1:54.788	18 -	43.969	201.9	43.852	25.298	161.8	1:53.119
6 -	43.843	204.5	44.703	25.419	159.3	1:53.965	19 -	44.127	202.2	43.997	25.575	160.0	1:53.699
7 -	44.219	205.3	44.540	25.655	159.6	1:54.414	20 -	44.054	202.6	44.168	25.440	160.4	1:53.662
8 -	43.740	203.8	44.275	25.717	158.2	1:53.732	21 -	43.915	203.4	44.020	25.399	160.0	1:53.334
9 -	43.654	203.0	44.171	25.691	155.2	1:53.516	22 -	43.916	204.5	44.381	25.352	158.9	1:53.649
10 -	44.017	203.0	44.031	25.604	157.2	1:53.652	23 -	43.919	205.7	44.528	25.429	160.4	1:53.876
11 -	43.749	203.4	44.054	25.455	160.7	1:53.258	24 -	44.238	202.6	44.095	25.572	158.2	1:53.905
12 -	43.978	203.8	44.483	In		1:58.437 P	25 -	44.114	201.9	44.349	26.434	159.6	1:54.897
13 -	Out	202.6	44.393	26.862	153.5	3:19.174							
333	Ronald van LOON SS2 V-Max Racing												
1 -	201.5	47.819	28.627	153.2	2:13.351	14 -	44.407	211.4	44.834	25.861	162.9	1:55.102	
2 -	46.603	213.0	47.252	27.016	162.2	2:00.871	15 -	43.666	212.2	45.337	In		1:55.741 P
3 -	43.469	212.2	44.785	25.695	165.5	1:53.949	16 -	Out	211.8	44.889	25.789	162.2	3:17.030
4 -	42.900	213.9	44.948	25.666	162.9	1:53.514	17 -	43.270	210.5	45.742	25.831	162.9	1:54.843
5 -	43.295	213.4	45.007	26.022	163.6	1:54.324	18 -	43.418	212.2	45.114	25.350	164.8	1:53.882
6 -	43.358	213.0	44.783	25.292	162.9	1:53.433	19 -	43.684	211.4	44.985	26.028	162.5	1:54.697

Weather / Track : Cloudy / Dry

Assen
Circuit Length = 4.555 km
Start: 10:38 End: 11:28

Dutch Supercar Challenge SS2 and SP

RACE 2 - SECTOR ANALYSIS

7 -	43.341	<i>213.9</i>	<i>44.593</i>	25.561	164.0	1:53.495	20 -	43.794	211.8	44.969	25.969	163.3	1:54.732
8 -	43.613	212.2	45.003	25.645	164.0	1:54.261	21 -	43.635	212.2	45.089	26.035	161.4	1:54.759
9 -	43.633	<i>213.9</i>	45.199	26.679	158.2	1:55.511	22 -	43.878	212.6	45.006	26.011	162.9	1:54.895
10 -	43.883	212.2	44.969	25.767	162.5	1:54.619	23 -	43.868	212.6	44.638	25.586	163.3	1:54.092
11 -	43.797	211.8	45.281	25.943	163.6	1:55.021	24 -	43.294	212.6	44.945	25.847	162.2	1:54.086
12 -	43.448	212.6	45.083	25.769	162.9	1:54.300	25 -	43.406	211.8	45.692	26.139	164.4	1:55.237
13 -	43.460	211.8	45.238	26.199	161.1	1:54.897							
345	POLAND / de VRIES SS2 JR Motorsport												
1 -	209.3	44.717	25.844	162.2	1:58.644	14 -	<i>41.878</i>	212.6	41.440	<i>24.001</i>	166.3	<i>1:47.319</i>	
2 -	43.512	211.4	43.414	24.970	164.4	1:51.896	15 -	42.110	212.2	41.559	24.929	160.0	1:48.598
3 -	42.977	211.8	42.673	26.912	163.6	1:52.562	16 -	41.884	213.9	42.306	24.046	165.9	1:48.236
4 -	42.448	213.0	42.743	24.615	164.8	1:49.806	17 -	42.087	<i>214.3</i>	42.167	24.364	164.8	1:48.618
5 -	42.845	212.2	42.736	25.110	161.4	1:50.691	18 -	41.890	212.6	<i>41.338</i>	24.486	165.5	1:47.714
6 -	42.718	213.0	42.603	24.717	160.0	1:50.038	19 -	42.209	213.4	41.383	24.205	<i>169.4</i>	1:47.797
7 -	42.682	211.8	43.155	24.882	165.1	1:50.719	20 -	43.230	213.4	42.439	24.319	166.7	1:49.988
8 -	44.022	209.7	42.473	24.597	165.5	1:51.092	21 -	42.279	211.4	42.172	24.088	167.4	1:48.539
9 -	42.769	212.6	44.070	26.264	162.5	1:53.103	22 -	41.881	213.0	42.190	24.615	168.2	1:48.686
10 -	42.932	210.9	42.763	24.842	165.1	1:50.537	23 -	42.271	212.6	42.126	24.927	163.6	1:49.324
11 -	42.807	210.5	42.462	In		1:49.380 P	24 -	42.960	210.5	43.458	25.366	160.7	1:51.784
12 -	Out	211.4	42.599	24.597	164.0	3:48.323	25 -	44.036	210.9	43.067	25.191	164.0	1:52.294
13 -	42.066	212.2	41.967	24.217	167.4	1:48.250							
350	Bas SCHOUTEN SS2 Bas Koeten Racing												
1 -					2:06.897	13 -	45.029	192.5	44.641	26.281	151.9	1:55.951	
2 -					1:56.829	14 -	44.962	<i>193.5</i>	<i>44.169</i>	26.313	152.5	<i>1:55.444</i>	
3 -					1:55.568	15 -	45.141	<i>193.5</i>	44.444	27.631	150.0	1:57.216	
4 -					1:56.815	16 -	45.255	192.2	44.568	26.333	152.9	1:56.156	
5 -					1:56.867	17 -	<i>44.725</i>	192.9	44.643	26.181	152.2	1:55.549	
6 -					1:55.603	18 -	45.151	192.9	44.933	26.466	<i>153.2</i>	1:56.550	
7 -					1:55.732	19 -	45.726	192.2	44.880	26.322	151.6	1:56.928	
8 -					1:56.628	20 -	45.599	192.2	44.957	26.389	152.2	1:56.945	
9 -					1:55.527	21 -	45.082	<i>193.5</i>	44.648	26.655	142.9	1:56.385	
10 -					1:55.821	22 -	45.430	192.5	45.764	27.466	151.6	1:58.660	
11 -		In	In		1:56.611 P	23 -	46.326	186.9	45.109	26.430	152.5	1:57.865	
12 -	Out	190.8	44.977	26.141	152.9	3:18.649	24 -	45.266	192.9	45.416	<i>26.073</i>	152.2	1:56.755
351	Leo KURSTJENS SS2 AT Motoren												
1 -	<i>206.9</i>	50.023	28.008	161.1	2:16.101	5 -	46.053	202.6	45.869	27.110	152.2	1:59.032	
2 -	46.193	203.8	46.143	27.600	<i>164.0</i>	1:59.936	6 -	1:11.281	84.7	1:12.324	In		3:06.508 P
3 -	<i>44.690</i>	205.7	<i>45.689</i>	<i>26.438</i>	160.7	<i>1:56.817</i>	7 -	Out	128.4	1:05.732	In		12:40.736 P
4 -	46.087	196.0	46.355	27.874	146.6	2:00.316							
354	Nick AERTS SS2 Van de Pas Racing												
1 -	202.6	45.787	26.317	156.9	2:07.702	12 -	42.711	204.9	43.113	25.108	162.5	1:50.932	
2 -	43.640	205.3	44.871	25.664	162.5	1:54.175	13 -	43.327	202.2	43.313	25.101	165.1	1:51.741
3 -	44.701	204.2	44.039	25.606	161.1	1:54.346	14 -	43.609	203.8	43.264	25.048	165.5	1:51.921
4 -	43.630	204.5	43.981	25.325	165.1	1:52.936	15 -	43.539	204.5	43.659	In		1:52.840 P
5 -	42.934	<i>207.3</i>	44.357	25.156	164.4	1:52.447	16 -	Out	204.2	43.305	25.004	164.8	3:10.991
6 -	43.210	203.8	43.409	25.296	164.8	1:51.915	17 -	42.650	204.2	44.553	25.161	165.1	1:52.364
7 -	42.864	205.3	43.133	25.694	165.1	1:51.691	18 -	43.264	203.8	43.225	25.030	165.1	1:51.519
8 -	42.892	204.2	42.713	25.099	164.0	1:50.704	19 -	43.199	203.8	43.808	25.641	162.2	1:52.648
9 -	42.960	204.5	43.008	25.629	159.6	1:51.597	20 -	44.356	202.2	43.228	25.123	163.3	1:52.707
10 -	43.260	204.9	42.950	25.572	<i>165.9</i>	1:51.782	21 -	<i>42.598</i>	202.6	43.093	<i>24.837</i>	164.8	<i>1:50.528</i>
11 -	43.030	206.1	<i>42.701</i>	25.027	164.4	1:50.758							
368	BIJL / BIJL SS2 Gravity Racing												
1 -	202.2	46.281	27.969	158.6	2:06.374	14 -	43.768	201.9	44.036	In			1:53.689 P
2 -	43.943	201.5	44.428	26.923	160.7	1:55.294	15 -	Out	201.5	44.256	26.461	158.9	3:23.070
3 -	45.029	198.5	45.396	26.375	159.3	1:56.800	16 -	43.711	201.1	43.584	26.325	160.7	<i>1:53.620</i>
4 -	44.147	<i>203.0</i>	<i>43.420</i>	26.525	157.9	1:54.092	17 -	43.594	197.8	43.684	26.639	161.1	1:53.917
5 -	44.754	201.5	44.157	26.676	158.9	1:55.587	18 -	<i>43.589</i>	199.3	43.866	26.214	162.2	1:53.669
6 -	43.933	200.7	43.718	26.319	154.8	1:53.970	19 -	44.404	199.3	43.661	26.647	<i>163.3</i>	1:54.712

Weather / Track : Cloudy / Dry

Assen
Circuit Length = 4.555 km
Start: 10:38 End: 11:28

Dutch Supercar Challenge SS2 and SP

RACE 2 - SECTOR ANALYSIS

7 -	43.882	201.5	43.727	26.264	157.2	1:53.873	20 -	43.775	199.3	44.121	26.589	161.8	1:54.485
8 -	44.387	200.7	45.786	26.807	160.0	1:56.980	21 -	43.838	200.7	44.729	28.199	160.4	1:56.766
9 -	43.843	201.9	43.679	26.277	156.9	1:53.799	22 -	43.765	201.9	45.204	26.613	161.8	1:55.582
10 -	43.709	202.2	43.505	26.705	154.8	1:53.919	23 -	44.436	201.5	44.179	26.194	161.8	1:54.809
11 -	43.773	201.9	43.962	26.381	158.9	1:54.116	24 -	44.031	201.1	43.644	26.162	161.8	1:53.837
12 -	44.105	202.2	44.016	26.292	158.2	1:54.413	25 -	43.703	200.4	44.312	26.372	162.9	1:54.387
13 -	44.717	201.5	43.788	26.227	158.2	1:54.732							
369	Marcel NORBART SS2 Passie Racing												
1 -	204.5	44.194	26.059	161.8	2:00.273	14 -	Out	206.9	44.018	26.378	165.1	3:21.452	
2 -	43.456	207.7	44.181	25.962	166.3	1:53.599	15 -	42.462	206.9	42.823	27.500	161.8	1:52.785
3 -	43.337	206.5	43.197	25.813	162.9	1:52.347	16 -	42.566	203.4	42.837	25.616	169.0	1:51.019
4 -	43.335	199.3	44.356	26.137	167.1	1:53.828	17 -	42.541	209.3	42.385	25.945	170.2	1:50.871
5 -	43.810	204.5	43.224	25.454	170.2	1:52.488	18 -	42.511	206.9	43.269	25.831	168.2	1:51.611
6 -	43.129	202.6	42.695	25.815	169.4	1:51.639	19 -	42.485	205.3	42.616	25.838	169.0	1:50.939
7 -	42.722	209.7	42.409	25.421	167.4	1:50.552	20 -	43.924	208.5	43.764	25.073	169.8	1:52.761
8 -	43.829	206.9	43.238	26.049	169.4	1:53.116	21 -	42.221	206.1	42.894	25.259	167.4	1:50.374
9 -	43.004	205.3	42.813	26.195	166.3	1:52.012	22 -	47.128	203.4	43.431	26.708	160.7	1:57.267
10 -	42.924	206.1	43.256	25.891	160.4	1:52.071	23 -	42.898	204.2	44.054	25.337	169.8	1:52.289
11 -	42.809	207.3	43.056	25.675	169.0	1:51.540	24 -	42.898	204.2	43.082	26.308	160.4	1:52.288
12 -	42.595	201.9	42.763	25.794	169.8	1:51.152	25 -	42.914	202.6	42.884	25.619	166.7	1:51.417
13 -	42.950	206.5	44.211	In	1:52.470 P								
378	HERBER / MEIJER SS2 Saker Europe												
1 -	201.1	44.497	25.945	154.2	2:00.706	14 -	43.083	204.5	42.621	24.654	162.5	1:50.358	
2 -	43.478	201.9	44.175	26.084	159.3	1:53.737	15 -	42.853	203.4	42.693	24.793	161.4	1:50.339
3 -	43.738	203.8	44.092	24.900	158.2	1:52.730	16 -	43.079	203.8	42.539	25.091	161.1	1:50.709
4 -	43.949	203.8	43.664	27.345	147.8	1:54.958	17 -	43.343	202.2	42.533	24.704	161.8	1:50.580
5 -	44.233	202.6	43.081	25.178	159.6	1:52.492	18 -	43.027	203.0	42.452	26.364	159.6	1:51.843
6 -	43.977	203.8	43.299	25.289	159.3	1:52.565	19 -	43.288	202.2	42.774	24.886	162.5	1:50.948
7 -	43.989	202.2	43.963	25.088	159.3	1:53.040	20 -	43.439	203.8	43.140	24.789	160.7	1:51.368
8 -	43.708	203.4	44.054	25.779	153.2	1:53.541	21 -	43.117	201.9	42.720	24.564	162.9	1:50.401
9 -	45.003	201.5	45.375	25.883	158.9	1:56.261	22 -	43.762	203.0	42.631	24.689	160.7	1:51.082
10 -	43.922	203.0	43.376	25.161	158.6	1:52.459	23 -	43.338	203.8	42.435	24.670	161.4	1:50.443
11 -	43.632	204.2	44.100	In	1:54.106 P	24 -	43.201	204.5	43.620	24.970	161.1	1:51.791	
12 -	Out	199.6	43.395	25.458	158.2	3:29.848	25 -	43.181	203.4	42.627	24.795	160.7	1:50.603
13 -	43.273	203.4	42.633	24.990	160.4	1:50.896							
380	JEURIS / VETTERS SS2 RSTT Race Service												
1 -	208.9	44.343	25.725	164.4	1:59.401	14 -	43.777	203.8	43.858	25.792	161.4	1:53.427	
2 -	43.607	209.3	44.403	25.891	162.9	1:53.901	15 -	43.412	203.0	43.289	25.709	160.4	1:52.410
3 -	44.471	208.9	44.999	26.152	161.1	1:55.622	16 -	43.931	204.5	43.412	26.260	157.9	1:53.603
4 -	44.066	208.1	44.063	25.944	162.9	1:54.073	17 -	43.125	204.5	43.669	25.754	157.9	1:52.548
5 -	43.969	207.3	44.811	25.845	164.4	1:54.625	18 -	43.264	202.2	43.039	25.498	162.9	1:51.801
6 -	43.532	206.9	43.776	26.147	163.3	1:53.455	19 -	44.045	202.2	43.871	25.589	161.8	1:53.505
7 -	43.920	205.7	44.147	25.760	164.0	1:53.827	20 -	43.987	201.5	43.983	25.955	161.8	1:53.925
8 -	43.659	210.1	43.867	26.189	163.6	1:53.715	21 -	43.616	202.6	43.193	26.131	162.2	1:52.940
9 -	43.845	206.9	43.849	25.933	161.4	1:53.627	22 -	43.017	204.2	43.304	25.575	160.7	1:51.896
10 -	43.759	206.9	43.895	25.797	163.3	1:53.451	23 -	43.736	204.5	43.575	25.857	162.2	1:53.168
11 -	43.736	206.5	44.536	27.080	159.6	1:55.352	24 -	44.062	207.3	46.376	27.348	155.5	1:57.786
12 -	44.933	204.9	45.271	In	2:01.996 P	25 -	46.218	204.5	45.503	27.240	155.5	1:58.961	
13 -	Out	202.6	43.808	25.807	158.9	3:09.039							
390	BOGAERTS / van der AA SS2 European Staffing Racing												
1 -	191.2	48.229	27.708	161.4	2:13.235	14 -	Out	204.5	45.188	26.185	164.0	3:47.690	
2 -	45.766	208.5	44.675	25.547	165.5	1:55.988	15 -	43.097	208.5	43.896	25.723	164.8	1:52.716
3 -	43.575	210.9	44.714	25.368	165.1	1:53.657	16 -	43.157	208.1	43.824	25.761	162.2	1:52.742
4 -	42.815	210.5	43.310	26.059	164.4	1:52.184	17 -	43.064	207.3	43.790	25.218	165.9	1:52.072
5 -	42.613	209.3	43.577	25.103	166.3	1:51.293	18 -	42.577	208.9	43.376	25.199	165.9	1:51.152
6 -	42.487	209.3	42.983	24.919	164.0	1:50.389	19 -	43.053	206.9	43.983	25.788	166.3	1:52.824
7 -	42.842	209.3	42.823	25.104	165.1	1:50.769	20 -	43.043	207.7	43.720	25.311	164.0	1:52.074
8 -	42.425	210.1	42.688	25.111	167.4	1:50.224	21 -	42.786	207.7	43.212	25.155	165.1	1:51.153
9 -	42.093	211.4	43.162	25.035	162.9	1:50.290	22 -	44.494	191.2	43.732	25.374	163.6	1:53.600
10 -	43.155	212.2	42.764	24.916	165.9	1:50.835	23 -	42.867	208.1	42.935	24.934	165.9	1:50.736

Assen

Circuit Length = 4.555 km

Start: 10:38 End: 11:28

Weather / Track : Cloudy / Dry

Dutch Supercar Challenge SS2 and SP

RACE 2 - SECTOR ANALYSIS

11 -	42.365	209.3	42.597	25.166	162.5	1:50.128	24 -	42.760	207.7	44.634	27.113	165.1	1:54.507
12 -	42.281	208.9	42.312	24.728	165.9	1:49.321	25 -	43.479	206.1	43.601	25.596	163.6	1:52.676
13 -	42.551	208.9	42.496	In		1:49.395 P							
401	van den BOS / van der ZWEERDE SP JR Motorsport												
1 -		192.2	46.140	26.814	154.8	2:16.476	13 -	44.115	195.3	43.932	25.613	158.9	1:53.660
2 -	45.518	196.0	44.771	25.570	157.5	1:55.859	14 -	44.514	194.9	43.794	In		1:52.980 P
3 -	43.621	195.3	43.173	26.003	153.2	1:52.797	15 -	Out	194.6	45.291	26.662	151.9	3:39.125
4 -	43.901	195.3	43.082	25.453	157.5	1:52.436	16 -	45.367	195.3	45.982	26.743	156.2	1:58.092
5 -	44.065	194.9	43.445	25.278	158.6	1:52.788	17 -	44.563	195.3	45.078	26.495	154.8	1:56.136
6 -	43.881	196.4	43.207	25.509	158.9	1:52.597	18 -	44.796	194.6	45.368	26.459	154.8	1:56.623
7 -	43.940	196.7	43.581	25.747	157.2	1:53.268	19 -	44.493	194.2	45.519	26.393	156.2	1:56.405
8 -	44.267	194.2	43.982	25.635	157.5	1:53.884	20 -	44.970	193.5	45.512	26.947	154.2	1:57.429
9 -	43.992	194.9	43.690	25.707	158.2	1:53.389	21 -	45.362	195.3	45.755	26.404	154.5	1:57.521
10 -	44.009	195.3	43.582	25.555	158.2	1:53.146	22 -	45.003	195.7	44.980	26.425	153.8	1:56.408
11 -	43.954	195.3	43.610	25.529	158.9	1:53.093	23 -	45.111	195.3	45.477	26.784	152.9	1:57.372
12 -	43.995	196.4	43.806	25.734	158.6	1:53.535	24 -	45.895	180.6	46.337	27.208	152.2	1:59.440
402	Aart BOSMAN SP ABW Racing												
1 -		199.3	45.557	26.193	158.2	2:02.911	13 -	Out	190.8	43.747	25.773	159.3	4:00.271
2 -	44.634	199.6	44.340	26.336	158.6	1:55.310	14 -	44.103	196.7	43.339	25.614	159.3	1:53.056
3 -	44.876	192.5	45.185	27.522	155.8	1:57.583	15 -	43.647	195.3	43.788	26.750	158.6	1:54.185
4 -	44.104	196.0	45.732	26.401	157.2	1:56.237	16 -	44.012	196.0	43.195	25.675	160.0	1:52.882
5 -	45.527	190.8	45.076	26.048	158.9	1:56.651	17 -	44.353	197.4	43.604	26.698	157.9	1:54.655
6 -	44.119	197.1	43.698	25.996	157.9	1:53.813	18 -	45.311	193.5	46.300	26.547	159.3	1:58.158
7 -	44.584	198.9	43.937	In		1:53.784 P	19 -	46.147	194.9	45.826	27.039	152.2	1:59.012
8 -	Out	199.3	44.856	27.050	154.5	2:14.160	20 -	46.630	194.2	45.031	25.537	158.9	1:57.198
9 -	44.768	191.8	46.015	26.314	154.8	1:57.097	21 -	44.703	191.8	43.677	25.502	158.6	1:53.882
10 -	45.851	190.1	44.840	26.143	156.5	1:56.834	22 -	44.944	197.1	43.453	25.904	154.5	1:54.301
11 -	44.105	194.6	43.517	26.615	157.2	1:54.237	23 -	44.636	196.0	44.660	25.783	158.2	1:55.079
12 -	44.143	194.6	43.618	In		1:52.653 P	24 -	43.871	197.1	43.211	25.529	152.2	1:52.611
406	ERTAN / WIJNEN SP Carworld Motorsport												
1 -		177.0	49.860	28.756	140.9	2:19.248	13 -	46.847	175.6	46.682	28.012	142.6	2:01.541
2 -	48.807	175.6	48.915	28.730	138.5	2:06.452	14 -	47.058	176.5	46.439	28.737	139.8	2:02.234
3 -	48.641	173.6	48.499	28.482	140.6	2:05.622	15 -	47.248	175.6	46.409	28.020	139.3	2:01.677
4 -	47.781	175.6	47.339	28.467	140.9	2:03.587	16 -	47.252	174.5	46.799	27.291	144.9	2:01.342
5 -	47.633	176.2	46.795	28.380	140.4	2:02.808	17 -	46.561	175.3	45.987	27.628	143.4	2:00.176
6 -	47.705	175.6	46.753	28.365	141.5	2:02.823	18 -	46.655	174.2	46.343	27.837	144.6	2:00.835
7 -	49.480	171.4	46.722	28.449	139.3	2:04.651	19 -	46.452	176.8	46.046	27.688	143.4	2:00.186
8 -	48.163	174.5	46.849	31.006	131.6	2:06.018	20 -	46.790	175.6	45.920	27.552	142.9	2:00.262
9 -	48.808	175.3	48.090	28.498	140.6	2:05.396	21 -	47.395	177.0	48.514	27.596	143.1	2:03.505
10 -	48.651	174.8	47.270	28.654	139.3	2:04.575	22 -	46.981	176.8	46.585	28.013	140.9	2:01.579
11 -	47.976	174.8	47.471	In		2:03.955 P	23 -	46.908	176.5	46.197	27.952	141.5	2:01.057
12 -	Out	174.5	47.701	28.890	142.3	3:27.833							
407	van der VOORT / van den AKKER SP Powermotorsports												
1 -		199.6	46.080	26.009	162.2	2:03.427	13 -	Out	204.2	46.203	26.467	159.6	3:41.247
2 -	44.235	201.1	45.129	26.202	161.4	1:55.566	14 -	46.254	204.2	45.415	26.243	164.4	1:57.912
3 -	44.019	208.1	45.080	26.973	157.9	1:56.072	15 -	43.811	207.7	46.300	26.956	164.4	1:57.067
4 -	43.866	207.7	46.653	26.074	160.7	1:56.593	16 -	43.512	206.9	45.217	26.061	160.7	1:54.790
5 -	57.547	198.9	47.043	25.836	161.8	2:10.426	17 -	44.225	206.9	44.717	26.439	158.6	1:55.381
6 -	43.390	205.3	44.371	26.715	157.5	1:54.476	18 -	43.708	206.9	46.242	26.509	163.3	1:56.459
7 -	43.298	208.1	45.785	26.096	164.8	1:55.179	19 -	44.716	204.5	46.974	26.882	162.5	1:58.572
8 -	44.279	204.5	45.655	26.592	161.4	1:56.526	20 -	44.769	205.3	45.251	26.416	162.9	1:56.436
9 -	43.459	206.5	44.436	26.246	155.8	1:54.141	21 -	43.962	206.1	45.273	26.153	159.3	1:55.388
10 -	43.587	205.7	44.791	26.062	162.2	1:54.440	22 -	44.692	206.5	45.133	26.455	160.7	1:56.280
11 -	44.308	205.7	44.875	25.902	160.7	1:55.085	23 -	44.552	207.3	45.565	In		1:55.972 P
12 -	44.275	206.1	45.663	In		1:56.424 P	24 -	Out	205.3	45.454	27.337	153.5	2:16.199
409	Nico BEEN SP Nico Been												
1 -		183.4	50.023	29.171	137.7	2:16.195	13 -	46.398	180.6	46.593	28.608	144.0	2:01.599
2 -	48.830	181.5	47.066	27.644	146.3	2:03.540	14 -	46.577	182.7	46.145	In		1:59.117 P

Weather / Track : Cloudy / Dry

Assen
Circuit Length = 4.555 km
Start: 10:38 End: 11:28

Dutch Supercar Challenge SS2 and SP

RACE 2 - SECTOR ANALYSIS

3 -	46.338	<i>184.3</i>	45.894	27.381	146.3	1:59.613	15 -	Out	180.3	46.210	27.696	145.5	3:24.954
4 -	46.899	182.7	46.061	27.366	145.7	2:00.326	16 -	46.720	180.3	46.126	27.629	146.0	2:00.475
5 -	46.394	182.4	46.303	27.506	145.7	2:00.203	17 -	46.717	177.6	46.434	27.359	146.6	2:00.510
6 -	46.970	179.4	46.054	27.357	145.7	2:00.381	18 -	46.591	179.1	45.750	27.523	145.7	1:59.864
7 -	46.439	180.9	45.893	27.406	146.0	1:59.738	19 -	46.607	179.7	46.168	27.212	146.0	1:59.987
8 -	46.369	181.8	45.762	27.586	145.7	1:59.717	20 -	46.466	181.2	46.597	28.221	143.7	2:01.284
9 -	46.502	179.7	46.231	27.475	145.5	2:00.208	21 -	46.719	181.5	46.721	28.105	146.0	2:01.545
10 -	46.261	180.6	45.905	27.668	146.6	1:59.834	22 -	46.421	181.5	46.273	27.897	143.7	2:00.591
11 -	46.130	180.3	45.844	28.160	142.0	2:00.134	23 -	46.752	180.6	46.114	27.574	145.5	2:00.440
12 -	46.624	180.6	46.570	27.975	144.3	2:01.169	24 -	46.805	180.0	46.141	27.824	147.2	2:00.770
412	Guillaume SCHULZ SP Team TDM												
1 -	206.1	46.595	26.555	162.2	2:04.572	13 -	44.915	200.7	45.137	26.774	160.4	1:56.826	
2 -	44.103	205.3	45.225	27.177	160.4	1:56.505	14 -	45.027	202.2	45.001	In	2:00.433 P	
3 -	45.051	203.0	45.657	26.389	162.5	1:57.097	15 -	Out	201.5	45.168	26.596	159.6	3:41.052
4 -	44.581	203.8	45.139	27.805	159.6	1:57.525	16 -	44.615	201.1	46.349	26.530	161.1	1:57.494
5 -	44.438	200.7	45.657	26.382	162.5	1:56.477	17 -	44.919	198.9	45.222	26.791	162.5	1:56.932
6 -	44.025	201.9	44.561	26.266	161.4	1:54.852	18 -	44.402	200.0	45.099	27.696	162.2	1:57.197
7 -	44.227	201.1	44.808	26.386	160.4	1:55.421	19 -	46.666	203.0	45.794	26.924	162.9	1:59.384
8 -	45.224	202.2	44.699	26.636	161.1	1:56.559	20 -	44.982	203.8	45.025	27.852	156.9	1:57.859
9 -	44.068	201.9	44.746	26.077	160.7	1:54.891	21 -	46.555	201.1	44.788	26.398	159.3	1:57.741
10 -	44.540	203.4	44.512	26.206	161.4	1:55.258	22 -	44.255	204.5	45.763	26.239	164.4	1:56.257
11 -	44.403	201.9	44.536	26.399	160.7	1:55.338	23 -	44.367	194.2	46.637	26.675	160.4	1:57.679
12 -	44.590	201.1	44.906	26.678	160.7	1:56.174	24 -	44.147	200.7	45.204	26.685	154.5	1:56.036
413	Leon ZAPPEIJ SP LZ Racing												
1 -	189.8	48.166	28.117	150.6	2:12.264	13 -	Out	195.3	45.775	26.446	150.9	3:20.279	
2 -	47.299	197.1	47.415	27.264	150.9	2:01.978	14 -	45.862	197.4	45.315	26.348	155.8	1:57.525
3 -	45.693	197.1	45.692	26.844	149.7	1:58.229	15 -	45.921	197.4	45.338	26.455	155.5	1:57.714
4 -	46.304	195.7	45.887	28.333	145.5	2:00.524	16 -	45.661	196.4	45.795	26.755	156.2	1:58.211
5 -	46.185	197.1	46.456	26.904	152.2	1:59.545	17 -	45.444	196.7	46.060	26.754	151.3	1:58.258
6 -	46.374	197.4	45.191	26.299	155.8	1:57.864	18 -	45.947	194.6	46.156	26.605	155.5	1:58.708
7 -	45.330	197.1	45.686	26.399	153.8	1:57.415	19 -	45.715	194.6	46.416	27.155	148.8	1:59.286
8 -	45.673	197.4	45.005	26.368	156.5	1:57.046	20 -	46.422	195.7	46.339	26.443	154.5	1:59.204
9 -	45.701	196.4	45.166	26.380	154.8	1:57.247	21 -	45.547	195.7	45.562	26.630	152.2	1:57.739
10 -	45.457	197.1	45.102	26.650	152.5	1:57.209	22 -	45.456	196.7	46.167	26.724	154.2	1:58.347
11 -	45.468	196.7	45.097	26.357	152.5	1:56.922	23 -	45.625	196.0	46.713	26.359	154.8	1:58.697
12 -	45.833	196.4	45.552	In	1:57.106 P	24 -	46.110	198.2	45.512	26.595	155.8	1:58.217	
418	BEDORF / KARS SP Spirit Racing												
1 -	183.4	49.976	28.652	148.1	2:17.146	13 -	45.654	185.6	45.939	26.957	149.1	1:58.550	
2 -	48.063	178.8	47.532	27.970	147.5	2:03.565	14 -	45.587	186.5	45.170	27.135	149.1	1:57.892
3 -	46.670	186.9	46.423	27.594	147.8	2:00.687	15 -	45.590	187.5	46.137	26.873	150.0	1:58.600
4 -	46.394	186.9	46.014	27.205	149.7	1:59.613	16 -	45.629	184.9	45.430	26.913	149.1	1:57.972
5 -	45.999	186.9	45.993	27.489	146.6	1:59.481	17 -	45.483	185.9	45.380	28.018	147.2	1:58.881
6 -	46.727	184.6	46.988	27.604	146.6	2:01.319	18 -	45.777	184.6	45.521	27.334	150.9	1:58.632
7 -	46.126	186.5	45.794	27.187	147.2	1:59.107	19 -	45.619	184.9	45.388	27.090	148.8	1:58.097
8 -	45.956	187.8	45.861	28.135	142.9	1:59.952	20 -	45.678	185.9	45.270	26.963	150.0	1:57.911
9 -	46.428	185.6	45.828	27.269	149.1	1:59.525	21 -	45.502	186.2	46.017	26.891	149.4	1:58.410
10 -	46.204	187.2	45.992	In	1:58.791 P	22 -	45.634	186.2	45.242	26.886	149.7	1:57.762	
11 -	Out	185.9	47.299	27.533	149.1	3:22.132	23 -	45.515	186.5	45.265	26.816	149.7	1:57.596
12 -	45.744	185.9	45.828	27.249	147.2	1:58.821	24 -	45.500	186.5	45.381	27.186	150.3	1:58.067
419	Rob NIEMAN SP Spirit Racing												
1 -	190.5	47.885	29.785	148.5	2:12.580	13 -	45.432	187.2	45.506	In	1:57.190 P		
2 -	50.014	187.5	46.820	27.997	149.4	2:04.831	14 -	Out	189.1	45.832	27.575	151.6	3:18.041
3 -	46.434	190.5	45.613	27.262	151.9	1:59.309	15 -	44.909	190.5	45.174	27.002	149.4	1:57.085
4 -	45.564	189.1	46.553	26.910	152.5	1:59.027	16 -	45.351	187.5	45.783	26.862	151.6	1:57.996
5 -	45.106	191.5	46.411	26.779	152.9	1:58.296	17 -	44.970	188.8	46.023	28.402	148.1	1:59.395
6 -	46.097	190.1	45.603	26.651	151.3	1:58.351	18 -	45.539	187.5	45.991	27.435	152.9	1:58.965
7 -	45.181	189.8	45.331	26.537	152.5	1:57.043	19 -	45.734	188.5	45.421	26.735	151.6	1:57.890
8 -	45.784	189.5	45.334	27.030	149.4	1:58.148	20 -	45.791	189.1	45.736	26.960	152.9	1:58.487
9 -	45.370	187.8	45.351	26.885	150.0	1:57.606	21 -	45.683	188.5	45.436	26.889	152.5	1:58.008
10 -	45.111	189.8	45.343	27.094	150.6	1:57.548	22 -	45.316	189.5	45.573	26.863	153.2	1:57.752

Weather / Track : Cloudy / Dry

Assen
Circuit Length = 4.555 km
Start: 10:38 End: 11:28

Dutch Supercar Challenge SS2 and SP

RACE 2 - SECTOR ANALYSIS

11 -	45.176	188.2	45.545	26.855	151.3	1:57.576	23 -	45.736	188.5	46.661	27.033	149.7	1:59.430
12 -	45.334	187.2	45.432	27.213	149.1	1:57.979	24 -	46.132	188.5	44.836	26.845	152.2	1:57.813
422	Eric van den MUNCKHOF SP Van de Pas Racing / Munckhof Racing												
1 -	177.9	50.090	28.647	153.5	2:15.988	13 -	44.983	197.4	45.326	In			1:57.060 P
2 -	47.342	199.6	46.248	28.054	156.9	2:01.644	14 -	Out	192.5	45.117	26.133	155.2	3:24.188
3 -	45.434	198.5	45.035	26.446	158.9	1:56.915	15 -	44.529	196.0	45.598	26.359	157.9	1:56.486
4 -	45.922	198.9	45.405	27.353	154.8	1:58.680	16 -	44.631	197.4	44.812	26.336	156.2	1:55.779
5 -	46.175	196.7	46.611	26.688	156.5	1:59.474	17 -	45.683	197.8	44.512	26.448	152.5	1:56.643
6 -	45.095	196.4	45.052	26.681	154.5	1:56.828	18 -	46.682	194.2	45.844	27.032	154.8	1:59.558
7 -	44.894	191.5	44.836	26.631	152.2	1:56.361	19 -	44.859	192.9	45.127	26.219	160.0	1:56.205
8 -	44.663	197.1	44.462	26.338	157.5	1:55.463	20 -	44.808	197.4	44.577	26.570	154.2	1:55.955
9 -	44.699	194.9	44.574	26.369	157.2	1:55.642	21 -	45.611	192.5	45.622	25.915	156.9	1:57.148
10 -	44.745	197.8	44.807	26.164	158.6	1:55.716	22 -	44.527	195.3	46.374	25.968	155.2	1:56.869
11 -	44.533	194.2	44.725	26.268	157.9	1:55.526	23 -	44.686	193.9	46.830	27.429	157.2	1:58.945
12 -	44.809	194.6	45.120	27.304	158.9	1:57.233	24 -	44.626	194.6	44.950	26.088	158.9	1:55.664
424	van VLIET / van VLIET SP Speedtec Motorsport												
1 -	196.4	46.031	26.746	153.2	2:05.735	13 -	45.638	193.9	45.947	27.310	150.6		1:58.895
2 -	45.307	196.4	47.463	26.427	152.9	1:59.197	14 -	45.492	190.1	46.091	26.991	150.6	1:58.574
3 -	45.239	196.0	47.688	26.275	153.2	1:59.202	15 -	45.427	193.9	45.675	27.138	151.9	1:58.240
4 -	45.154	196.0	45.327	26.341	152.9	1:56.822	16 -	45.347	193.5	46.292	26.455	150.6	1:58.094
5 -	45.370	196.0	44.903	26.093	153.2	1:56.366	17 -	45.976	194.6	45.507	27.761	146.3	1:59.244
6 -	45.067	195.3	45.136	26.121	153.2	1:56.324	18 -	48.330	193.2	45.977	26.827	151.3	2:01.134
7 -	45.056	195.3	46.395	26.243	153.2	1:57.694	19 -	45.170	193.2	45.700	26.523	153.2	1:57.393
8 -	46.107	196.7	45.410	26.482	151.6	1:57.999	20 -	45.388	192.5	46.421	26.304	152.2	1:58.113
9 -	45.638	195.7	46.118	26.296	152.2	1:58.052	21 -	45.468	194.6	45.356	26.587	151.6	1:57.411
10 -	45.663	195.7	44.935	26.071	153.2	1:56.669	22 -	46.284	192.9	46.109	26.729	150.9	1:59.122
11 -	45.347	196.0	44.822	In		1:57.116 P	23 -	46.126	194.2	45.787	26.711	151.3	1:58.624
12 -	Out	191.8	45.706	26.837	150.9	3:21.268	24 -	45.489	193.9	45.423	26.714	152.9	1:57.626
430	Jan Bart KOLSTEREN SP Braspenning Racing												
1 -	177.9	50.200	28.677	139.3	2:16.022	12 -	47.476	177.6	46.368	27.871	144.6		2:01.715
2 -	48.531	178.8	46.342	27.515	144.6	2:02.388	13 -	47.187	180.0	46.266	27.805	145.2	2:01.258
3 -	47.278	179.7	45.841	27.421	145.2	2:00.540	14 -	46.953	178.8	45.940	27.587	145.5	2:00.480
4 -	46.707	178.5	46.273	27.291	145.5	2:00.271	15 -	47.171	175.3	46.138	27.532	145.7	2:00.841
5 -	46.823	175.6	46.135	27.495	144.3	2:00.453	16 -	48.300	176.2	46.323	28.330	139.8	2:02.953
6 -	47.827	174.8	47.061	51.881	114.1	2:26.769	17 -	47.757	176.2	46.154	27.518	147.2	2:01.429
7 -	48.906	178.8	46.003	27.658	141.7	2:02.567	18 -	47.159	177.6	46.561	28.472	143.1	2:02.192
8 -	47.391	177.9	46.497	In		3:05.563 P	19 -	47.269	178.8	46.278	27.599	145.2	2:01.146
9 -	Out	177.9	48.154	29.570	131.9	3:47.064	20 -	47.492	163.9	47.441	27.585	146.6	2:02.518
10 -	48.741	179.4	46.783	27.814	145.5	2:03.338	21 -	47.770	178.5	46.997	27.810	141.7	2:02.577
11 -	47.892	178.8	46.872	28.287	144.9	2:03.051	22 -	47.766	179.4	45.882	27.689	142.3	2:01.337
444	TROEYEN / GOUTZIERS SP AT Motoren												
1 -	190.8	49.877	29.192	146.6	2:18.684	12 -	49.357	190.8	48.269	In			2:12.509 P
2 -	47.560	193.9	50.433	29.535	145.5	2:07.528	13 -	Out	191.5	49.632	28.727	151.3	3:56.435
3 -	47.588	190.1	48.329	28.223	149.1	2:04.140	14 -	46.956	191.8	48.311	29.855	149.1	2:05.122
4 -	46.750	191.2	48.472	28.610	148.8	2:03.832	15 -	47.442	192.2	48.659	29.265	150.9	2:05.366
5 -	46.590	191.5	47.797	28.214	149.4	2:02.601	16 -	47.567	190.1	48.559	30.230	148.1	2:06.356
6 -	46.327		47.820	28.883	145.5	2:03.030	17 -	48.046	189.5	49.128	29.416	148.5	2:06.590
7 -	53.435	190.5	47.381	29.420	140.9	2:10.236	18 -	47.523	189.5	48.348	28.529	143.1	2:04.400
8 -	46.563	181.2	48.463	30.119	136.6	2:05.145	19 -	47.352	189.8	48.158	30.652	146.0	2:06.162
9 -	48.000	191.5	48.004	27.894	149.4	2:03.898	20 -	48.075	193.5	48.737	28.515	149.4	2:05.327
10 -	46.945	185.6	48.075	28.735	148.1	2:03.755	21 -	48.582	188.8	48.178	28.246	150.6	2:05.006
11 -	46.634	176.5	48.036	29.649	148.8	2:04.319	22 -	48.369	190.8	49.107	29.341	143.7	2:06.817
463	GROUWELS / GROUWELS SP Rudolph Racing												
1 -	176.5	49.537	28.427	146.0	2:14.080	13 -	Out	179.7	46.895	27.496	148.1		3:24.677
2 -	47.554	185.2	46.221	27.875	148.5	2:01.650	14 -	46.606	183.1	45.747	27.614	147.8	1:59.967
3 -	46.255	183.7	45.448	26.894	148.8	1:58.597	15 -	46.276	181.8	45.715	28.426	146.9	2:00.417
4 -	47.051	184.3	45.385	26.955	149.4	1:59.391	16 -	46.120	181.2	44.725	27.690	145.2	1:58.535
5 -	46.772	184.6	46.251	26.492	150.6	1:59.515	17 -	46.263	180.3	46.963	27.072	148.5	2:00.298

Weather / Track : Cloudy / Dry

Assen
Circuit Length = 4.555 km
Start: 10:38 End: 11:28

Dutch Supercar Challenge SS2 and SP

RACE 2 - SECTOR ANALYSIS

6 -	46.533	183.1	44.988	26.406	150.3	1:57.927	18 -	46.187	179.1	45.143	27.179	149.1	1:58.509
7 -	45.508	183.7	45.113	26.502	149.1	1:57.123	19 -	46.322	179.4	45.625	26.912	144.0	1:58.859
8 -	46.078	182.7	44.786	26.430	150.0	1:57.294	20 -	46.507	179.1	46.458	28.155	147.8	2:01.120
9 -	45.580	183.4	45.192	26.493	149.1	1:57.265	21 -	46.785	176.2	46.394	27.640	147.8	2:00.819
10 -	45.513	183.7	45.236	26.677	146.9	1:57.426	22 -	47.096	180.9	46.537	27.121	149.1	2:00.754
11 -	45.370	184.3	44.774	26.422	149.1	1:56.566	23 -	45.907	181.5	45.307	27.257	147.5	1:58.471
12 -	46.501	180.6	45.292	In		1:58.654 P	24 -	46.045	180.3	45.159	27.270	148.1	1:58.474

Weather / Track : Cloudy / Dry

Assen
Circuit Length = 4.555 km
Start: 10:38 End: 11:28

Dutch Supercar Challenge SS2 and SP

RACE 2 - SPEED TRAPS

SECTOR 1				SECTOR 2			FINISH LINE			
POS	NO	NAME	KPH	NO	NAME	KPH	NO	NAME	KPH	
1	345	POLAND / de VRIES	214.3				326	Jan van der KOOI	173.9	
2	333	Ronald van LOON	213.9				369	Marcel NORBART	170.2	
3	326	Jan van der KOOI	213.0				301	Pieter van SOELEN	169.4	
4	390	BOGAERTS / van der AA	212.2				345	POLAND / de VRIES	169.4	
5	301	Pieter van SOELEN	211.8				390	BOGAERTS / van der AA	167.4	
6	380	JEURIS / VETTERS	210.1				320	MONSTER / MONSTER	167.1	
7	369	Marcel NORBART	209.7				354	Nick AERTS	165.9	
8	407	van der VOORT / van den AKKE	208.1				333	Ronald van LOON	165.5	
9	311	Luc de COCK	207.7				407	van der VOORT / van den AKKE	164.8	
10	320	MONSTER / MONSTER	207.7				380	JEURIS / VETTERS	164.4	
11	354	Nick AERTS	207.3				412	Guillaume SCHULZ	164.4	
12	308	van VLIET / THUIS	206.9				311	Luc de COCK	164.0	
13	351	Leo KURSTJENS	206.9				351	Leo KURSTJENS	164.0	
14	332	BRASPENNING / BRASPENNII	206.5				368	BIJL / BIJL	163.3	
15	412	Guillaume SCHULZ	206.1				378	HERBER / MEIJER	162.9	
16	378	HERBER / MEIJER	204.5				332	BRASPENNING / BRASPENNII	161.8	
17	368	BIJL / BIJL	203.0				308	van VLIET / THUIS	160.4	
18	402	Aart BOSMAN	199.6				316	Christian DIJKHOF	160.0	
19	422	Eric van den MUNCKHOF	199.6				402	Aart BOSMAN	160.0	
20	413	Leon ZAPPEIJ	198.2				422	Eric van den MUNCKHOF	160.0	
21	401	van den BOS / van der ZWEERI	196.7				401	van den BOS / van der ZWEERI	158.9	
22	424	van VLIET / van VLIET	196.7				413	Leon ZAPPEIJ	156.5	
23	316	Christian DIJKHOF	196.0				315	HORNSVELD / WISSELINK	154.5	
24	315	HORNSVELD / WISSELINK	193.9				350	Bas SCHOUTEN	153.2	
25	444	TROEYEN / GOUTZIERS	193.9				419	Rob NIEMAN	153.2	
26	350	Bas SCHOUTEN	193.5				424	van VLIET / van VLIET	153.2	
27	419	Rob NIEMAN	191.5				444	TROEYEN / GOUTZIERS	151.3	
28	418	BEDORF / KARS	187.8				418	BEDORF / KARS	150.9	
29	463	GROUWELS / GROUWELS	185.2				463	GROUWELS / GROUWELS	150.6	
30	409	Nico BEEN	184.3				324	Michael VERHAGEN	149.4	
31	430	Jan Bart KOLSTEREN	180.0				409	Nico BEEN	147.2	
32	324	Michael VERHAGEN	179.7				430	Jan Bart KOLSTEREN	147.2	
33	406	ERTAN / WIJNEN	177.0				406	ERTAN / WIJNEN	144.9	

Weather / Track : Cloudy / Dry

Assen
Circuit Length = 4.555 km
Start: 10:38 End: 11:28

Dutch Supercar Challenge SS2 and SP

RACE 2 - BEST SECTOR TIMES

SECTOR 1			SECTOR 2			IDEAL / BEST COMPARISON						
POS	NO	NAME	TIME	NO	NAME	TIME	POS	NO	NAME	IDEAL	BEST	DIFF
1	345	POLAND / de VRIES	41.878	345	POLAND / de VRIES	41.338	1	345	POLAND / de VRIES	1:47.217	1:47.319	0.102
2	390	BOGAERTS / van der AA	42.093	320	MONSTER / MONSTER	41.379	2	320	MONSTER / MONSTER	1:47.953	1:48.124	0.171
3	301	van SOELEN	42.116	301	van SOELEN	42.049	3	301	van SOELEN	1:48.508	1:49.272	0.764
4	320	MONSTER / MONSTER	42.178	326	van der KOOI	42.303	4	390	BOGAERTS / van der AA	1:49.133	1:49.321	0.188
5	369	NORBART	42.221	390	BOGAERTS / van der AA	42.312	5	326	van der KOOI	1:49.186	1:49.599	0.413
6	326	van der KOOI	42.236	369	NORBART	42.385	6	369	NORBART	1:49.679	1:50.374	0.695
7	354	AERTS	42.598	378	HERBER / MEIJER	42.435	7	378	HERBER / MEIJER	1:49.852	1:50.339	0.487
8	378	HERBER / MEIJER	42.853	354	AERTS	42.701	8	354	AERTS	1:50.136	1:50.528	0.392
9	333	van LOON	42.900	380	JEURIS / VETTERS	43.039	9	380	JEURIS / VETTERS	1:51.554	1:51.801	0.247
10	311	de COCK	42.918	401	van den BOS / van der ZWEI	43.082	10	311	de COCK	1:51.925	1:52.464	0.539
11	380	JEURIS / VETTERS	43.017	402	BOSMAN	43.195	11	401	van den BOS / van der Z	1:51.981	1:52.436	0.455
12	407	van der VOORT / van den Ak	43.298	316	DIJKHOF	43.291	12	402	BOSMAN	1:52.344	1:52.611	0.267
13	308	van VLIET / THUIS	43.546	311	de COCK	43.367	13	332	BRASPENNING / BRASF	1:52.661	1:52.898	0.237
14	368	BIJL / BIJL	43.589	368	BIJL / BIJL	43.420	14	316	DIJKHOF	1:52.675	1:52.999	0.324
15	401	van den BOS / van der ZWEI	43.621	332	BRASPENNING / BRASPEN	43.711	15	333	van LOON	1:52.785	1:53.433	0.648
16	402	BOSMAN	43.647	308	van VLIET / THUIS	43.838	16	368	BIJL / BIJL	1:53.171	1:53.620	0.449
17	332	BRASPENNING / BRASPEN	43.654	350	SCHOUTEN	44.169	17	407	van der VOORT / van der	1:53.505	1:54.141	0.636
18	316	DIJKHOF	43.659	315	HORNSVELD / WISSELINK	44.313	18	308	van VLIET / THUIS	1:53.598	1:54.796	1.198
19	412	SCHULZ	44.025	407	van der VOORT / van den Ak	44.371	19	412	SCHULZ	1:54.614	1:54.852	0.238
20	315	HORNSVELD / WISSELINK	44.322	422	van den MUNCKHOF	44.462	20	315	HORNSVELD / WISSELI	1:54.751	1:55.073	0.322
21	422	van den MUNCKHOF	44.527	412	SCHULZ	44.512	21	422	van den MUNCKHOF	1:54.904	1:55.463	0.559
22	351	KURSTJENS	44.690	333	van LOON	44.593	22	350	SCHOUTEN	1:54.967	1:55.444	0.477
23	350	SCHOUTEN	44.725	463	GROUWELS / GROUWELS	44.725	23	424	van VLIET / van VLIET	1:55.949	1:56.324	0.375
24	419	NIEMAN	44.909	424	van VLIET / van VLIET	44.822	24	419	NIEMAN	1:56.276	1:57.043	0.767
25	424	van VLIET / van VLIET	45.056	419	NIEMAN	44.836	25	463	GROUWELS / GROUWE	1:56.501	1:56.566	0.065
26	413	ZAPPEIJ	45.330	413	ZAPPEIJ	45.005	26	413	ZAPPEIJ	1:56.634	1:56.922	0.288
27	463	GROUWELS / GROUWELS	45.370	418	BEDORF / KARS	45.170	27	351	KURSTJENS	1:56.817	1:56.817	0.000
28	418	BEDORF / KARS	45.483	351	KURSTJENS	45.689	28	418	BEDORF / KARS	1:57.469	1:57.596	0.127
29	409	BEEN	46.130	409	BEEN	45.750	29	409	BEEN	1:59.092	1:59.613	0.521
30	444	TROEYEN / GOUTZIERS	46.327	430	KOLSTEREN	45.841	30	406	ERTAN / WIJNEN	1:59.663	2:00.176	0.513
31	406	ERTAN / WIJNEN	46.452	406	ERTAN / WIJNEN	45.920	31	430	KOLSTEREN	1:59.839	2:00.271	0.432
32	430	KOLSTEREN	46.707	444	TROEYEN / GOUTZIERS	47.381	32	444	TROEYEN / GOUTZIER	2:01.602	2:02.601	0.999
33	324	VERHAGEN	49.011	324	VERHAGEN	49.021	33	324	VERHAGEN	2:05.522		
										Perfect lap	1:47.217	

Weather / Track : Cloudy / Dry

Assen
Circuit Length = 4.555 km
Start: 10:38 End: 11:28

Dutch Supercar Challenge SS2 and SP

RACE 2 - LAP CHART

Lap 1			Lap 2			Lap 3			Lap 4			Lap 5		
No	Behind	Laptime	No	Behind	Laptime	No	Behind	Laptime	No	Behind	Laptime	No	Behind	Laptime
345		1:58.644	345		1:51.896	320		1:51.173	320		1:49.852	320		1:50.424
320	0.280	1:58.924	320	0.542	1:52.158	345	0.847	1:52.562	345	0.801	1:49.806	345	1.068	1:50.691
380	0.757	1:59.401	380	2.762	1:53.901	369	3.964	1:52.347	369	7.940	1:53.828	326	8.753	1:50.954
369	1.629	2:00.273	369	3.332	1:53.599	378	4.918	1:52.730	326	8.223	1:50.827	369	10.004	1:52.488
378	2.062	2:00.706	378	3.903	1:53.737	380	6.669	1:55.622	378	10.024	1:54.958	378	12.092	1:52.492
332	3.621	2:02.265	332	6.560	1:54.835	326	7.248	1:50.408	380	10.890	1:54.073	301	12.652	1:49.756
402	4.267	2:02.911	402	7.681	1:55.310	332	10.351	1:55.506	301	13.320	1:50.190	380	15.091	1:54.625
407	4.783	2:03.427	407	8.453	1:55.566	407	12.810	1:56.072	332	15.804	1:55.305	354	19.075	1:52.447
412	5.928	2:04.572	326	8.555	1:49.861	301	12.982	1:53.098	354	17.052	1:52.936	332	20.168	1:54.788
424	7.091	2:05.735	412	10.537	1:56.505	402	13.549	1:57.583	407	19.551	1:56.593	390	23.826	1:51.293
368	7.730	2:06.374	368	11.128	1:55.294	354	13.968	1:54.346	402	19.934	1:56.237	368	25.616	1:55.587
350	8.253	2:06.897	354	11.337	1:54.175	412	15.919	1:57.097	368	20.453	1:54.092	402	26.161	1:56.651
354	9.058	2:07.702	301	11.599	1:53.550	368	16.213	1:56.800	390	22.957	1:52.184	401	27.825	1:52.788
301	9.945	2:08.589	350	13.186	1:56.829	350	17.039	1:55.568	412	23.592	1:57.525	412	29.645	1:56.477
308	10.005	2:08.649	424	14.392	1:59.197	390	20.625	1:53.657	350	24.002	1:56.815	350	30.445	1:56.867
315	10.454	2:09.098	308	15.433	1:57.324	424	21.879	1:59.202	401	25.461	1:52.436	333	33.478	1:54.324
326	10.590	2:09.234	315	16.261	1:57.703	401	22.877	1:52.797	424	28.849	1:56.822	424	34.791	1:56.366
316	13.059	2:11.703	390	18.683	1:55.988	315	23.712	1:59.166	333	29.578	1:53.514	315	35.141	1:55.073
413	13.620	2:12.264	401	21.795	1:55.859	308	24.534	2:00.816	315	30.492	1:56.632	308	35.818	1:54.796
419	13.936	2:12.580	333	23.682	2:00.871	333	25.916	1:53.949	308	31.446	1:56.764	311	2 LAPS	5:19.400
311	14.421	2:13.065	413	23.702	2:01.978	413	30.216	1:58.229	316	39.694	1:58.705	407	39.553	2:10.426
390	14.591	2:13.235	316	24.539	2:03.376	351	30.599	1:56.817	413	40.888	2:00.524	316	42.849	1:53.579
333	14.707	2:13.351	463	25.190	2:01.650	316	30.841	1:58.017	351	41.063	2:00.316	351	49.671	1:59.032
463	15.436	2:14.080	351	25.497	1:59.936	463	32.072	1:58.597	422	41.120	1:58.680	413	50.009	1:59.545
422	17.344	2:15.988	419	26.871	2:04.831	422	32.292	1:56.915	463	41.611	1:59.391	422	50.170	1:59.474
430	17.378	2:16.022	422	27.092	2:01.644	419	34.465	1:59.309	419	43.640	1:59.027	463	50.702	1:59.515
351	17.457	2:16.101	430	27.870	2:02.388	430	36.695	2:00.540	324	2 LAPS	5:50.681	419	51.512	1:58.296
409	17.551	2:16.195	409	29.195	2:03.540	409	37.093	1:59.613	430	47.114	2:00.271	430	57.143	2:00.453
401	17.832	2:16.476	418	30.171	2:03.565	418	39.143	2:00.687	409	47.567	2:00.326	409	57.346	2:00.203
418	18.502	2:17.146	406	35.160	2:06.452	444	48.097	2:04.140	418	48.904	1:59.613	418	57.961	1:59.481
444	20.040	2:18.684	444	35.672	2:07.528	406	49.067	2:05.622	444	1:02.077	2:03.832	324	2 LAPS	2:14.320 P
406	20.604	2:19.248	311	50.917	2:28.392 P				406	1:02.802	2:03.587	444	1:14.254	2:02.601
324	28.980	2:27.624 P										406	1:15.186	2:02.808

Weather / Track : Cloudy / Dry

Assen
Circuit Length = 4.555 km
Start: 10:38 End: 11:28

Dutch Supercar Challenge SS2 and SP

RACE 2 - LAP CHART

Lap 6			Lap 7			Lap 8			Lap 9			Lap 10		
No	Behind	Laptime	No	Behind	Laptime	No	Behind	Laptime	No	Behind	Laptime	No	Behind	Laptime
320		1:50.560	320		1:51.072	320		1:50.872	345		1:53.103	345		1:50.537
345	0.546	1:50.038	345	0.193	1:50.719	345	0.413	1:51.092	406	1 LAP	2:06.018	320	5.833	1:51.878 P
326	9.883	1:51.690	326	10.304	1:51.493	326	10.734	1:51.302	320	4.492	1:58.008	326	8.576	1:51.252
369	11.083	1:51.639	369	10.563	1:50.552	301	12.271	1:52.062	444	1 LAP	2:05.145	301	8.862	1:50.731
301	11.695	1:49.603	301	11.081	1:50.458	369	12.807	1:53.116	326	7.861	1:50.643	369	12.837	1:52.071
378	14.097	1:52.565	351	1 LAP	3:06.508 P	378	18.734	1:53.541	301	8.668	1:49.913	406	1 LAP	2:05.396
380	17.986	1:53.455	378	16.065	1:53.040	354	20.881	1:50.704	369	11.303	1:52.012	390	19.776	1:50.835
354	20.430	1:51.915	380	20.741	1:53.827	390	22.704	1:50.224	354	18.962	1:51.597	444	1 LAP	2:03.898
332	23.573	1:53.965	354	21.049	1:51.691	380	23.584	1:53.715	390	19.478	1:50.290	354	20.207	1:51.782
390	23.655	1:50.389	390	23.352	1:50.769	332	29.775	1:53.732	378	21.479	1:56.261	378	23.401	1:52.459
368	29.026	1:53.970	332	26.915	1:54.414	401	35.070	1:53.884	380	23.695	1:53.627	380	26.609	1:53.451
402	29.414	1:53.813	368	31.827	1:53.873	368	37.935	1:56.980	332	29.775	1:53.516	332	32.890	1:53.652
401	29.862	1:52.597	401	32.058	1:53.268	333	42.163	1:54.261	401	34.943	1:53.389	401	37.552	1:53.146
412	33.937	1:54.852	402	32.126	1:53.784 P	412	43.973	1:56.559	368	38.218	1:53.799	368	41.600	1:53.919
350	35.488	1:55.603	412	38.286	1:55.421	350	45.904	1:56.628	333	44.158	1:55.511	333	48.240	1:54.619
333	36.351	1:53.433	333	38.774	1:53.495	311	2 LAPS	1:52.464	412	45.348	1:54.891	311	2 LAPS	1:52.878
424	40.555	1:56.324	350	40.148	1:55.732	316	52.226	1:54.530	311	2 LAPS	1:52.627	412	50.069	1:55.258
315	41.155	1:56.574	311	2 LAPS	1:55.135	407	53.230	1:56.526	350	47.915	1:55.527	350	53.199	1:55.821
311	2 LAPS	1:53.666	424	47.177	1:57.694	424	54.304	1:57.999	316	52.604	1:53.894	316	55.307	1:53.240
407	43.469	1:54.476	407	47.576	1:55.179	315	54.782	1:56.801	407	53.855	1:54.141	407	57.758	1:54.440
308	44.083	1:58.825	316	48.568	1:54.189	402	55.414	2:14.160	315	57.371	1:56.105	315	1:02.531	1:55.697
316	45.451	1:53.162	315	48.853	1:58.770	308	55.953	1:57.035	424	58.840	1:58.052	424	1:04.972	1:56.669
422	56.438	1:56.828	308	49.790	1:56.779	422	1:06.318	1:55.463	402	58.995	1:57.097	402	1:05.292	1:56.834
413	57.313	1:57.864	422	1:01.727	1:56.361	413	1:09.830	1:57.046	308	59.654	1:57.217	308	1:06.040	1:56.923
463	58.069	1:57.927	413	1:03.656	1:57.415	463	1:10.542	1:57.294	430	1 LAP	3:05.563 P	422	1:13.623	1:55.716
419	59.303	1:58.351	463	1:04.120	1:57.123	419	1:12.550	1:58.148	422	1:08.444	1:55.642	413	1:20.233	1:57.209
409	1:07.167	2:00.381	419	1:05.274	1:57.043	409	1:24.678	1:59.717	413	1:13.561	1:57.247	463	1:21.180	1:57.426
418	1:08.720	2:01.319	409	1:15.833	1:59.738	418	1:25.835	1:59.952	463	1:14.291	1:57.265	419	1:23.651	1:57.548
444	1:26.724	2:03.030	418	1:16.755	1:59.107				419	1:16.640	1:57.606	418	1:40.098	1:58.791 P
406	1:27.449	2:02.823	406	1:41.028	2:04.651				409	1:31.370	2:00.208	409	1:40.667	1:59.834
430	1:33.352	2:26.769	430	1:44.847	2:02.567				418	1:31.844	1:59.525			
			444	1:45.888	2:10.236									

Weather / Track : Cloudy / Dry

Assen
Circuit Length = 4.555 km
Start: 10:38 End: 11:28

Dutch Supercar Challenge SS2 and SP

RACE 2 - LAP CHART

Lap 11			Lap 12			Lap 13			Lap 14			Lap 15		
No	Behind	Laptime	No	Behind	Laptime	No	Behind	Laptime	No	Behind	Laptime	No	Behind	Laptime
345		1:49.380 P	301		1:49.272	301		1:49.309	301		1:48.313 P	354		1:52.840 P
301	8.953	1:49.471	369	7.924	1:51.152	345	1 LAP	3:48.323	345	1 LAP	1:48.250	409	1 LAP	1:59.117 P
326	12.278	1:53.082 P	390	11.620	1:49.321	409	1 LAP	2:01.169	380	1 LAP	3:09.039	311	3 LAPS	1:53.340
369	14.997	1:51.540	354	14.292	1:50.932	378	1 LAP	3:29.848	378	1 LAP	1:50.896	406	2 LAPS	2:01.541
390	20.524	1:50.128	380	36.352	2:01.996 P	369	11.085	1:52.470 P	409	1 LAP	2:01.599	316	1 LAP	3:16.198
354	21.585	1:50.758	401	36.575	1:53.535	390	11.706	1:49.395 P	332	1 LAP	3:19.174	350	1 LAP	1:55.444
378	28.127	1:54.106 P	332	36.980	1:58.437 P	354	16.724	1:51.741	354	20.332	1:51.921	308	1 LAP	1:56.431
380	32.581	1:55.352	406	1 LAP	2:03.955 P	311	3 LAPS	3:12.639	311	3 LAPS	1:53.898	315	1 LAP	3:23.540
406	1 LAP	2:04.575	444	1 LAP	2:04.319	350	1 LAP	3:18.649	406	2 LAPS	3:27.833	424	1 LAP	1:58.574
444	1 LAP	2:03.755	368	42.524	1:54.413	401	40.926	1:53.660	350	1 LAP	1:55.951	333	44.902	1:55.741 P
332	36.768	1:53.258	333	49.956	1:54.300	424	1 LAP	3:21.268	401	45.593	1:52.980 P	422	1 LAP	3:24.188
401	41.265	1:53.093	412	53.976	1:56.174	368	47.947	1:54.732	308	1 LAP	3:13.950	407	1 LAP	1:57.912
368	46.336	1:54.116	316	57.525	1:55.437	333	55.544	1:54.897	368	53.323	1:53.689 P	413	1 LAP	1:57.525
333	53.881	1:55.021	407	1:01.662	1:56.424 P	412	1:01.493	1:56.826	424	1 LAP	1:58.895	301	55.374	3:08.546
412	56.027	1:55.338	402	1:04.577	1:52.653 P	444	1 LAP	2:12.509 P	333	1:02.333	1:55.102	419	1 LAP	3:18.041
311	2 LAPS	1:57.102 P	315	1:05.991	1:55.700	316	1:04.351	1:56.135 P	407	1 LAP	3:41.247	444	2 LAPS	3:56.435
316	1:00.313	1:54.386	308	1:11.545	1:56.255 P	315	1:12.214	1:55.532 P	413	1 LAP	3:20.279	463	1 LAP	1:59.967
350	1:00.430	1:56.611 P	418	1 LAP	3:22.132	418	1 LAP	1:58.821	412	1:13.613	2:00.433 P	402	1 LAP	1:53.056
407	1:03.463	1:55.085	430	2 LAPS	2:03.338	422	1:26.528	1:57.060 P	463	1 LAP	3:24.677	326	1:07.854	1:50.225
315	1:08.516	1:55.365	422	1:18.777	1:57.233	326	1:28.776	1:50.659	402	1 LAP	4:00.271	320	1:16.916	1:48.180
402	1:10.149	1:54.237	413	1:26.656	1:57.106 P	430	2 LAPS	2:03.051	326	1:30.801	1:50.338	418	1 LAP	1:57.892
424	1:12.708	1:57.116 P	326	1:27.426	3:13.373	419	1:39.482	1:57.190 P	418	1 LAP	1:58.550	345	1:23.471	1:48.598
430	2 LAPS	3:47.064	463	1:28.795	1:58.654 P	320	1:41.449	1:48.755	320	1:41.908	1:48.772	369	1:23.837	1:52.785
308	1:13.515	1:56.855	419	1:31.601	1:57.979	351	6 LAPS	12:40.736 P	369	1:44.224	3:21.452	430	2 LAPS	2:01.258
422	1:19.769	1:55.526	320	1:42.003	1:48.895				430	2 LAPS	2:01.715	380	1:40.434	1:52.410
413	1:27.775	1:56.922							345	1:48.045	1:47.319	378	1:40.549	1:50.339
463	1:28.366	1:56.566							380	2:01.196	1:53.427	390	1:50.627	1:52.716
419	1:31.847	1:57.576							378	2:03.382	1:50.358	332	1:51.741	1:52.938
320	1:51.333	3:34.880							390	2:11.083	3:47.690	311	2 LAPS	1:53.794
409	1:51.421	2:00.134							332	2:11.975	1:53.443	368	2:03.221	3:23.070
												401	2:11.546	3:39.125
												316	2:13.727	1:54.663
												350	2:18.671	1:57.216

Weather / Track : Cloudy / Dry

Assen
Circuit Length = 4.555 km
Start: 10:38 End: 11:28

Dutch Supercar Challenge SS2 and SP

RACE 2 - LAP CHART

Lap 16			Lap 17			Lap 18			Lap 19			Lap 20		
No	Behind	Laptime	No	Behind	Laptime	No	Behind	Laptime	No	Behind	Laptime	No	Behind	Laptime
301		1:50.569	301		1:49.693	301		1:50.064	301		1:49.760	326		1:50.415
407	1 LAP	1:57.067	424	1 LAP	1:58.094	315	1 LAP	1:57.566	406	2 LAPS	2:00.176	406	2 LAPS	2:00.835
413	1 LAP	1:57.714	412	1 LAP	1:57.494	412	1 LAP	1:56.932	315	1 LAP	1:56.719	320	2.733	1:50.231 P
419	1 LAP	1:57.085	422	1 LAP	1:55.779	407	1 LAP	1:55.381	326	15.664	1:52.322	345	4.285	1:49.988
326	12.454	1:50.543	407	1 LAP	1:54.790	424	1 LAP	1:59.244	412	1 LAP	1:57.197	407	1 LAP	1:58.572
402	1 LAP	1:54.185	326	12.360	1:49.599	422	1 LAP	1:56.643	407	1 LAP	1:56.459	412	1 LAP	1:59.384
463	1 LAP	2:00.417	413	1 LAP	1:58.211	326	13.102	1:50.806	320	18.581	1:49.225	422	1 LAP	1:56.205
444	2 LAPS	2:05.122	419	1 LAP	1:57.996	320	19.116	1:50.438	345	20.376	1:47.797	424	1 LAP	1:57.393
320	19.097	1:48.124	402	1 LAP	1:52.882	413	1 LAP	1:58.258	422	1 LAP	1:59.558	354	18.690	1:52.707
354	25.048	3:10.991	320	18.742	1:49.338	345	22.339	1:47.714	424	1 LAP	2:01.134	369	19.499	1:52.761
345	25.764	1:48.236	345	24.689	1:48.618	402	1 LAP	1:54.655	413	1 LAP	1:58.708	413	1 LAP	1:59.286
369	28.913	1:51.019	463	1 LAP	1:58.535	419	1 LAP	1:59.395	402	1 LAP	1:58.158	402	1 LAP	1:59.012
418	1 LAP	1:58.600	354	27.719	1:52.364	354	29.174	1:51.519	354	32.062	1:52.648	419	1 LAP	1:57.890
409	1 LAP	3:24.954	369	30.091	1:50.871	369	31.638	1:51.611	369	32.817	1:50.939	378	34.458	1:51.368
378	45.315	1:50.709	444	2 LAPS	2:05.366	463	1 LAP	2:00.298	419	1 LAP	1:58.965	463	1 LAP	1:58.859
430	2 LAPS	2:00.480	418	1 LAP	1:57.972	378	47.981	1:51.843	463	1 LAP	1:58.509	380	44.277	1:53.925
380	48.094	1:53.603	378	46.202	1:50.580	418	1 LAP	1:58.881	378	49.169	1:50.948	418	1 LAP	1:58.097
390	57.426	1:52.742	380	50.949	1:52.548	444	2 LAPS	2:06.356	380	56.431	1:53.505	390	49.952	1:52.074
332	58.696	1:52.898	409	1 LAP	2:00.475	380	52.686	1:51.801	418	1 LAP	1:58.632	332	56.598	1:53.662
311	2 LAPS	1:52.743	430	2 LAPS	2:00.841	390	1:00.893	1:51.152	390	1:03.957	1:52.824	311	2 LAPS	1:53.133
368	1:10.898	1:53.620	390	59.805	1:52.072	409	1 LAP	2:00.510	444	2 LAPS	2:06.590	444	2 LAPS	2:04.400
333	1:15.989	3:17.030	332	1:02.021	1:53.018	332	1:05.076	1:53.119	332	1:09.015	1:53.699	409	1 LAP	1:59.987
316	1:21.271	1:53.487	311	2 LAPS	1:52.784	430	2 LAPS	2:02.953	409	1 LAP	1:59.864	368	1:12.085	1:54.485
401	1:23.695	1:58.092	368	1:15.122	1:53.917	311	2 LAPS	1:53.334	311	2 LAPS	1:53.392	333	1:18.547	1:54.732
350	1:28.884	1:56.156	333	1:21.139	1:54.843	368	1:18.727	1:53.669	368	1:23.679	1:54.712	316	1:19.699	1:53.821
406	1 LAP	2:01.677	316	1:24.577	1:52.999	333	1:24.957	1:53.882	430	2 LAPS	2:01.429	430	2 LAPS	2:02.192
308	1:38.244	1:57.007	401	1:30.138	1:56.136	316	1:28.356	1:53.843	333	1:29.894	1:54.697	401	1:34.692	1:57.429
315	1:44.019	1:57.758	350	1:34.740	1:55.549	401	1:36.697	1:56.623	316	1:31.957	1:53.361	350	1:39.260	1:56.945
			308	1:43.607	1:55.056	350	1:41.226	1:56.550	401	1:43.342	1:56.405	308	1:46.462	1:56.839
			406	1 LAP	2:01.342	308	1:48.772	1:55.229	350	1:48.394	1:56.928			
									308	1:55.702	1:56.690			
									315	2:04.948	1:56.161			

Weather / Track : Cloudy / Dry

Assen
Circuit Length = 4.555 km
Start: 10:38 End: 11:28

Dutch Supercar Challenge SS2 and SP

RACE 2 - LAP CHART

Lap 21			Lap 22			Lap 23			Lap 24			Lap 25		
No	Behind	Laptime	No	Behind	Laptime	No	Behind	Laptime	No	Behind	Laptime	No	Behind	Laptime
326		1:50.192	345		1:48.686	345		1:49.324	345		1:51.784	345		1:52.294
345	2.632	1:48.539	326	0.934	1:52.252	350	1 LAP	1:58.660	326	3.354	1:51.604	326	2.247	1:51.187
315	1 LAP	1:56.989	308	1 LAP	1:57.159	326	3.534	1:51.924	401	1 LAP	1:57.372	401	1 LAP	1:59.440
406	2 LAPS	2:00.186	315	1 LAP	1:56.021	308	1 LAP	1:55.655	430	3 LAPS	2:02.577	430	3 LAPS	2:01.337
407	1 LAP	1:56.436	406	2 LAPS	2:00.262	315	1 LAP	1:55.511	350	1 LAP	1:57.865	444	3 LAPS	2:06.817
422	1 LAP	1:55.955	407	1 LAP	1:55.388	320	21.602	1:49.749	308	1 LAP	1:54.855	350	1 LAP	1:56.755
412	1 LAP	1:57.859	320	21.177	1:52.399	407	1 LAP	1:56.280	320	19.133	1:49.315	308	1 LAP	1:55.361
354	19.026	1:50.528	422	1 LAP	1:57.148	369	28.595	1:52.289	315	1 LAP	1:56.133	320	19.159	1:52.320
369	19.681	1:50.374	412	1 LAP	1:57.741	422	1 LAP	1:56.869	369	29.099	1:52.288	315	1 LAP	1:55.642
320	20.096	2:07.555	369	25.630	1:57.267	412	1 LAP	1:56.257	407	1 LAP	1:55.972 P	369	28.222	1:51.417
424	1 LAP	1:58.113	424	1 LAP	1:57.411	406	2 LAPS	2:03.505	378	35.557	1:51.791	378	33.866	1:50.603
402	1 LAP	1:57.198	402	1 LAP	1:53.882	378	35.550	1:50.443	412	1 LAP	1:57.679	412	1 LAP	1:56.036
413	1 LAP	1:59.204	378	34.431	1:51.082	424	1 LAP	1:59.122	422	1 LAP	1:58.945	422	1 LAP	1:55.664
419	1 LAP	1:58.487	413	1 LAP	1:57.739	402	1 LAP	1:54.301	402	1 LAP	1:55.079	402	1 LAP	1:52.611
378	34.667	1:50.401	419	1 LAP	1:58.008	413	1 LAP	1:58.347	406	2 LAPS	2:01.579	424	1 LAP	1:57.626
380	47.025	1:52.940	380	47.603	1:51.896	419	1 LAP	1:57.752	424	1 LAP	1:58.624	406	2 LAPS	2:01.057
463	1 LAP	2:01.120	390	53.195	1:53.600	380	51.447	1:53.168	413	1 LAP	1:58.697	407	1 LAP	2:16.199
390	50.913	1:51.153	463	1 LAP	2:00.819	390	54.607	1:50.736	419	1 LAP	1:59.430	390	57.712	1:52.676
418	1 LAP	1:57.911	332	1:02.071	1:53.649	332	1:06.623	1:53.876	390	57.330	1:54.507	413	1 LAP	1:58.217
332	59.740	1:53.334	418	1 LAP	1:58.410	463	1 LAP	2:00.754	380	57.449	1:57.786	419	1 LAP	1:57.813
311	2 LAPS	1:54.551	311	2 LAPS	1:53.836	418	1 LAP	1:57.762	332	1:08.744	1:53.905	380	1:04.116	1:58.961
368	1:18.659	1:56.766	368	1:22.923	1:55.582	311	2 LAPS	1:55.059	463	1 LAP	1:58.471	332	1:11.347	1:54.897
409	1 LAP	2:01.284	333	1:26.691	1:54.895	368	1:28.408	1:54.809	418	1 LAP	1:57.596	463	1 LAP	1:58.474
444	2 LAPS	2:06.162	316	1:27.135	1:55.048	333	1:31.459	1:54.092	311	2 LAPS	1:54.637	311	2 LAPS	1:54.590
333	1:23.114	1:54.759	409	1 LAP	2:01.545	316	1:31.954	1:54.143	368	1:30.461	1:53.837	418	1 LAP	1:58.067
316	1:23.405	1:53.898	444	2 LAPS	2:05.327	409	1 LAP	2:00.591	333	1:33.761	1:54.086	368	1:32.554	1:54.387
430	2 LAPS	2:01.146	430	2 LAPS	2:02.518	444	2 LAPS	2:05.006	316	1:34.330	1:54.160	333	1:36.704	1:55.237
401	1:42.021	1:57.521	401	1:47.111	1:56.408				409	1 LAP	2:00.440	316	1:38.153	1:56.117
350	1:45.453	1:56.385										409	1 LAP	2:00.770

Weather / Track : Cloudy / Dry

Assen
Circuit Length = 4.555 km
Start: 10:38 End: 11:28

Dutch Supercar Challenge SS2 and SP

RACE 2 - POSITION CHART

No	Name	Laps Pos																										
			1	2	3	4	5	6	7	8	9	10	11	12	13	14	15	16	17	18	19	20	21	22	23	24	25	
345	POLAND / de VRIES	1	345	345	320	320	320	320	320	320	320	345	345	345	301	301	301	354	301	301	301	301	326	326	345	345	345	345
320	MONSTER / MONSTER	2	320	320	345	345	345	345	345	345	320	320	301	369	369	354	333	326	326	326	326	320	345	326	326	326	326	326
380	JEURIS / VETTERS	3	380	380	369	369	326	326	326	326	326	326	326	390	390	401	301	320	320	320	320	345	354	320	320	320	320	320
369	Marcel NORBART	4	369	369	378	326	369	369	369	301	301	301	369	354	354	368	326	354	345	345	345	354	369	369	369	369	369	369
378	HERBER / MEIJER	5	378	378	380	378	378	301	301	369	369	369	390	380	401	333	320	345	354	354	354	369	320	378	378	378	378	378
332	BRASPENNING / BRAS	6	332	332	326	380	301	378	378	378	354	390	354	401	368	412	345	369	369	369	369	378	378	380	380	390	390	390
402	Aart BOSMAN	7	402	402	332	301	380	380	380	354	390	354	378	332	333	326	369	378	378	378	378	380	380	390	390	380	380	380
407	van der VOORT / van der	8	407	407	407	332	354	354	354	390	378	378	380	368	412	320	380	380	380	380	380	390	390	332	332	332	332	332
412	Guillaume SCHULZ	9	412	326	301	354	332	332	390	380	380	380	332	333	316	369	378	390	390	390	390	332	332	368	368	368	368	368
424	van VLIET / van VLIET	10	424	412	402	407	390	390	332	332	332	332	401	412	315	345	390	332	332	332	332	332	368	368	333	333	333	333
368	BIJL / BIJL	11	368	368	354	402	368	368	368	401	401	401	368	316	422	380	332	368	368	368	368	368	333	333	316	316	316	316
350	Bas SCHOUTEN	12	350	354	412	368	402	402	401	368	368	368	333	407	326	378	368	333	333	333	333	316	316	401	401	401	401	
354	Nick AERTS	13	354	301	368	390	401	401	402	333	333	333	412	402	419	390	401	316	316	316	316	401	401	350	350	350	350	
301	Pieter van SOELEN	14	301	350	350	412	412	412	412	412	412	412	316	315	320	332	316	401	401	401	401	350	350	308	308	308	308	
308	van VLIET / THUIS	15	308	424	390	350	350	350	333	350	350	350	350	308	308	345	409	350	350	350	350	350	308	308	315	315	315	
326	Jan van der KOOL	16	326	315	401	424	424	424	424	407	407	407	315	413	378	350	315	315	315	315	315	407	407	422	412	422	422	
316	Christian DIJKHOF	18	316	390	315	333	315	315	407	424	315	315	402	326	409	308	424	424	412	412	407	422	422	412	422	402	402	
413	Leon ZAPPEIJ	19	413	401	308	315	308	407	316	315	424	424	424	463	332	315	412	412	407	407	412	412	412	424	402	424	424	
419	Rob NIEMAN	20	419	333	333	308	407	308	315	402	402	402	308	419	350	424	422	422	424	422	422	424	424	402	424	402	407	
311	Luc de COCK	21	311	413	413	316	316	316	308	308	308	308	422	320	308	422	407	407	422	424	424	402	402	413	413	413	413	
390	BOGAERTS / van der A	22	390	316	351	413	351	422	422	422	422	422	413	345	424	407	413	413	413	413	413	413	413	413	419	419	419	
333	Ronald van LOON	23	333	463	316	351	413	413	413	413	413	413	463	409	407	413	419	419	402	402	402	419	419	463	463	463	463	
463	GROUWELS / GROUW	24	463	351	463	422	422	463	463	463	463	463	463	419	378	413	419	402	402	419	419	419	463	463	418	418	418	
422	Eric van den MUNCKHOE	25	422	419	422	463	463	419	419	419	419	419	320	350	463	463	463	463	463	463	463	418	418	409	409	409	409	
430	Jan Bart KOLSTEREN	26	430	422	419	419	419	409	409	409	409	418	409	424	402	402	418	418	418	418	418	409	409	406	406	406	406	
351	Leo KURSTJENS	27	351	430	430	430	430	418	418	418	418	409	406	444	418	418	409	409	409	409	409	406	406	311	311	311	311	
409	Nico BEEN	28	409	409	409	409	409	444	406	406	406	406	444	418	406	406	406	406	406	406	406	311	311	430	430	430	430	
401	van den BOS / van der	29	401	418	418	418	418	406	430	444	444	444	418	406	444	444	444	444	444	444	311	311	444	444	444	444	444	
418	BEDORF / KARS	30	418	406	444	444	444	430	444	430	311	430	430	430	430	430	430	430	311	444	444	430	430	430	430	430	430	
444	TROEYEN / GOUTZIEF	31	444	444	406	406	406	351	311	311	430	311	311	311	311	311	311	311	430	430	430	430	430	430	430	430	430	
406	ERTAN / WIJNEN	32	406	311	311	311	311	311	351	351	351	351	351	351	351	351	351	351	351	351	351	351	351	351	351	351	351	
324	Michael VERHAGEN	33	324	324	324	324	324	324	324	324	324	324	324	324	324	324	324	324	324	324	324	324	324	324	324	324	324	

Weather / Track : Cloudy / Dry

Assen
Circuit Length = 4.555 km
Start: 10:38 End: 11:28