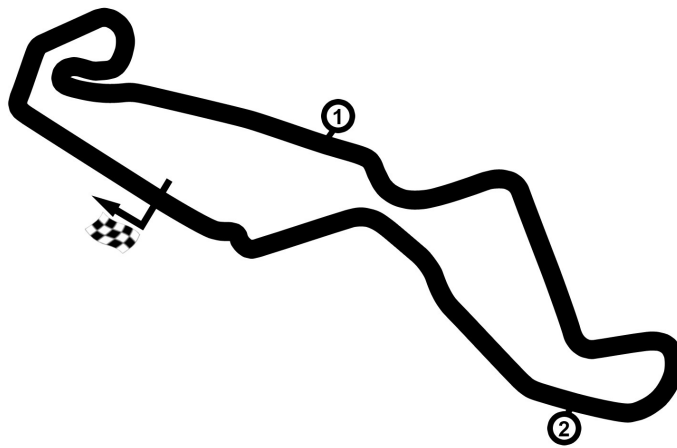




DTM Assen

free practice 2



TT Circuit Assen 4555 m

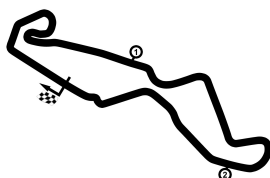
04. - 06.09.2020

DTM Assen

TT Circuit Assen, length 4555 m

04. - 06.09.2020

Supercar Challenge



-Reg.No.: 0309.20.176

Result free practice 2, 04.09.2020

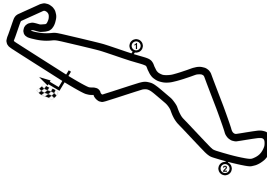
POS.	No.	CL.	Entrant / Licence Driver / Nation / Licence	Team Car	Laps	Besttime	Gap	km/h fastest
1	503	LMP	Max Aschoff / INTD1176300 Max Aschoff / DEU / INTD1176300	EDEKA Aschoff Racing Ginetta Nissan G58	19	1:34.970		172.665
2	611	CN	Sam Dejonghe / 902347 (BEL) Sam Dejonghe / BEL / 902347 Tom Boonen / BEL / 913286	Deldiche racing Norma M20FC	23	1:35.321	0.351	172.029
3	614	CN	Alain Berg / A1509 (LUX) Alain Berg / LUX / A1509 Alex Cascatau / ROU / AOC1026	BS Racing by Baticonsult Norma M230FC	20	1:35.977	1.007	170.853
4	610	CN	Thomas Piessens / 907388 (BEL) Thomas Piessens / BEL / 907388 Tim Verbergt / BEL / 697073	Deldiche racing Norma M20FC	21	1:37.206	2.236	168.693
5	11	CN	Christof Corten / 903445 (BEL) Christof Corten / BEL / 903445 Bert Longin / BEL / 700485 Stienes Longin / BEL / 901036	Longin Racing Norma M20FC	4	1:37.469	2.499	168.238
6	621	CN	Luc de Cock / 700070 (BEL) Luc de Cock / BEL / 700070 Tim Joosen / BEL / 697392	Deldiche racing Norma M20FC	13	1:38.518	3.548	166.447
7	2	CN	Gilles Magenus / Gilles Magenus / BEL / Frank Thiers / BEL / Hans Thiers / BEL /	Longin Racing Norma M20FC	21	1:40.700	5.730	162.840
8	190	GT	Hein Koopman / 15924 (NLD) Hein Koopman / NLD / 15924	Koopman Racing BMW Z4 GT3	18	1:42.327	7.357	160.251
9	101	GT	John de Wilde / 910246 (BEL) John De Wilde / BEL / 910246	Speedlover Porsche 991 GT3 CUP GEN	18	1:42.434	7.464	160.084
10	140	GT	Huib van Eijndhoven / 31818 (NLD) Huib van Eijndhoven / NLD / 31818	JW Race Service Porsche 991 GT3 CUP GEN	18	1:42.512	7.542	159.962
11	202	SS1	René Steenmetz / 27711 (NLD) René Steenmetz / NLD / 27711	Ferry Monster Autosport Leon Cupra	19	1:44.806	9.836	156.461
12	264	SS1	Jonas de Kimpe / 906342 (BEL) Jonas de Kimpe / BEL / 906342 Priscilla Speelman / NLD / 14013	DK-Racing powered by FMA VW Golf	20	1:45.216	10.246	155.851
13	250	SS1	Oscar Graper / 40983 (NLD) Oscar Graper / NLD / 40983 Henry Zumbrink / NLD / 13771	Gräper Racing powered by F Leon Cupra	16	1:45.238	10.268	155.818
14	201	SS1	Dennis de Borst / 12482 (NLD) Dennis de Borst / NLD / 12482 Lorenzo van Riet / NLD / 37019	Febo Racing Team Hyundai i30N TCR	14	1:45.590	10.620	155.299
15	208	SS1	Ted van Vliet / 34011 (NLD) Ted van Vliet / NLD / 34011 Bert van der Zweerde / NLD /	JR Motorsport BMW E92 V8	12	1:45.671	10.701	155.180
16	206	SS1	Bart Arendsen / 36472 (NLD) Bart Arendsen / NLD / 36472	Koopman Racing BMW 1 Serie GTR	14	1:45.779	10.809	155.021
17	247	SS1	Bob Bau / JA1494 (AUT) Bob Bau / AUT / JA1494	Trenker Aus KTM X Bow	17	1:45.976	11.006	154.733
18	259	SS1	Marcel van de Maat / 32821 (NLD) Marcel van de Maat / NLD / 32821	BS Racing Team BMW E46 GTR	19	1:47.452	12.482	152.608
19	222	SS1	Ronald van Loon / 32564 (NLD) Ronald van Loon / NLD / 32564 Luuk van Loon / NLD / 26762	Blueberry Racing BMW E46 M3	17	1:49.633	14.663	149.572
20	283	SS1	Gerrit Vos / 20172 (NLD) Gerrit Vos / NLD / 20172	Vos Racing KTM X Bow	19	1:50.951	15.981	147.795

DTM Assen

TT Circuit Assen, length 4555 m

04. - 06.09.2020

Supercar Challenge



-Reg.No.: 0309.20.176

Result free practice 2, 04.09.2020

POS.	No.	CL.	Entrant / Licence Driver / Nation / Licence	Team Car	Laps	Besttime	Gap	km/h fastest
21	233	SS1	Remco de Beus / 35555 (NLD) Remco de Beus / NLD / 35555	MWR Racing BMW E46 M3	12	1:51.447	16.477	147.137
22	469	S	Jan Berry Drenth / 35162 (NLD) Jan Berry Drenth / NLD / 35162 Martin West / NLD /	Zilhouette Racing Zilhouette	14	1:54.828	19.858	142.805
23	410	S	Mark Wieringa / 40036 (NLD) Mark Wieringa / NLD / 40036 Max Tubben / NLD / 33495	Zilhouette Racing Zilhouette	17	1:54.929	19.959	142.679
24	498	S	Jack Hokstra / 35166 (NLD) Jack Hokstra / NLD / 35166 Pieter de Jong / NLD / 31187	Zilhouette Racing Zilhouette	19	1:54.955	19.985	142.647
25	401	S	Chris Voet / 901187 (BEL) Chris Voet / BEL / 901187 Bart van den Broeck / BEL / 902318	Traxx Racing Team Peugeot RCZ Cup	15	1:55.302	20.332	142.218
26	481	S	Bernard Blaak / Bernard Blaak / NLD / 36251 Lars Blaak / NLD / 43047	Zilhouette Racing Zilhouette	18	1:56.414	21.444	140.859
27	324	SS2	Peter Guelinckx / 915263 (BEL) Peter Guelinckx / BEL / 915263 Stienis Longin / BEL / 901036	PK Carsport BMW M2 CS	18	1:57.081	22.111	140.057
28	425	S	Estella van de Wiel / 36841 (NLD) Estella van de Wiel / NLD / 36841 Tom van der Zwet / NLD / 39088	JW Racing Service Seat Ibiza Cupra	5	2:04.158	29.188	132.074
120	GT		Mario Martlé / 915226 (BEL) Mario Martlé / BEL / 915226 Kenneth Linthout / BEL / 915199	Totalplan Racing Lamborghini Super Trofeo	3	0.000		0.000

time for qualification: 0.000

Subject to final scrutineering !

Issued:

Clerk of the Course:

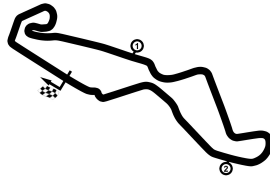
Timekeeper:

DTM Assen

TT Circuit Assen, length 4555 m

04. - 06.09.2020

Supercar Challenge



-Reg.No.: 0309.20.176

Lap by Lap free practice 2, 04.09.2020

2 Gilles Magenus , Norma M20FC CN / BEL															
1	2:16.221	2	1:45.169	3	1:42.065	4	1:41.267	5	1:42.364	6	1:41.348	7	2:19.383	8	1:41.561
9	1:40.700	pit	1:55.374	11	3:47.963	12	1:51.881	13	1:55.663	14	3:34.864	15	1:51.423	16	1:48.454
17	1:48.697	18	1:46.633	19	1:47.002	20	1:48.946	pit	3:19.373						

11 Christof Corten , Norma M20FC CN / BEL															
1	2:17.164	2	1:41.952	3	1:37.469	pit	1:52.517								

101 John De Wilde , Porsche 991 GT3 CUP GEN 2 GT / BEL															
1	2:36.486	2	1:49.551	3	1:42.934	4	1:42.856	5	1:43.721	pit	1:59.122	7	6:13.299	8	1:46.152
9	1:43.077	10	1:43.549	11	1:42.434	pit	3:16.897	13	4:01.427	14	1:44.576	15	1:43.211	16	1:44.943
17	1:42.596	18	1:42.821												

120 Mario Martlé , Lamborghini Super Trofeo GT / BEL															
1	2:29.409	pit	2:03.388	pit	4:26.096										

140 Huub van Eijndhoven , Porsche 991 GT3 CUP GEN 2 GT / NLD															
1	3:04.812	2	1:47.056	3	1:46.927	4	1:43.698	pit	1:51.950	6	3:30.503	7	1:44.537	8	1:43.958
9	1:43.425	10	1:42.636	pit	1:57.597	12	5:27.560	13	2:22.687	14	1:43.501	15	1:42.512	16	1:43.480
pit	2:01.465	pit	3:52.279												

190 Hein Koopman , BMW Z4 GT3 GT / NLD															
1	2:28.555	2	1:47.876	3	1:46.659	4	1:46.533	5	1:45.734	pit	1:54.713	7	2:52.623	8	1:43.318
9	1:43.931	10	1:47.718	pit	1:57.797	12	7:17.135	13	2:01.354	14	1:43.757	15	1:43.865	16	1:42.327
17	1:43.452	pit	1:55.493												

201 Dennis de Borst , Hyundai i30N TCR Supersport 1 / NLD															
1	3:06.053	2	1:55.484	3	1:46.778	4	1:46.712	5	1:46.244	pit	2:37.524	7	7:08.182	8	1:56.213
9	1:45.590	pit	1:56.461	11	5:44.738	12	2:09.538	13	1:54.135	pit	2:01.967				

202 René Steenmetz , Leon Cupra Supersport 1 / NLD															
1	2:53.690	2	1:50.800	3	1:49.409	4	1:46.439	5	1:45.898	pit	2:28.629	7	4:26.756	8	1:51.130
9	1:44.880	10	1:44.955	11	1:55.519	pit	2:28.718	13	3:13.578	14	1:47.122	15	1:45.347	16	1:47.049
17	1:44.806	18	1:44.897	19	1:44.905										

206 Bart Arendsen , BMW 1 Serie GTR Supersport 1 / NLD															
1	2:43.686	2	2:03.430	3	1:57.094	pit	2:01.419	5	2:55.099	6	2:13.254	7	1:49.157	8	1:46.840
9	1:45.779	10	1:46.735	11	1:45.907	pit	2:09.638	13	14:45.002	14	2:08.039				

208 Ted van Vliet , BMW E92 V8 Supersport 1 / NLD															
1	2:38.644	2	1:50.062	3	1:46.358	pit	1:59.103	5	6:24.076	6	1:45.671	pit	1:58.875	8	6:13.571
pit	3:21.297	10	5:47.224	11	1:46.521	pit	2:02.193								

222 Ronald van Loon , BMW E46 M3 Supersport 1 / NLD															
1	3:07.734	2	1:51.586	3	1:50.351	4	1:52.825	5	1:49.771	6	2:26.445	pit	1:57.107	8	4:42.377
9	1:49.676	10	1:50.042	11	1:49.892	12	2:56.371	13	2:23.193	14	1:50.683	15	1:49.633	16	1:50.039
pit	1:58.923														

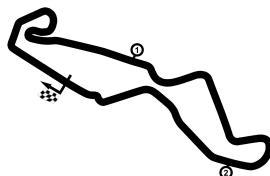
233 Remco de Beus , BMW E46 M3 Supersport 1 / NLD															
1	3:05.236	2	1:59.996	3	1:52.593	4	1:52.335	5	1:52.620	6	2:29.785	pit	2:01.386	8	3:20.882

DTM Assen

TT Circuit Assen, length 4555 m

04. - 06.09.2020

Supercar Challenge



-Reg.No.: 0309.20.176

Lap by Lap free practice 2, 04.09.2020

9	1:52.114	10	1:51.447	11	1:51.738	pit	2:02.018										
---	----------	----	-----------------	----	----------	-----	----------	--	--	--	--	--	--	--	--	--	--

247 Bob Bau , KTM X Bow Supersport 1 / AUT

1	2:31.723	2	1:55.499	3	1:51.300	4	1:49.282	5	1:47.451	pit	2:31.522	7	5:13.894	8	1:56.707
9	1:48.872	10	1:45.976	11	1:54.464	pit	3:14.445	13	3:28.085	14	1:47.780	pit	2:00.015	16	3:03.536
17	1:46.645														

250 Oscar Graper , Leon Cupra Supersport 1 / NLD

1	3:01.369	2	1:53.758	pit	1:57.926	4	4:19.296	5	2:28.878	6	1:47.935	7	1:46.238	8	1:45.637
pit	1:57.412	10	7:47.855	11	2:03.057	pit	1:55.094	13	2:54.409	14	1:46.131	15	1:45.947	16	1:45.238

259 Marcel van de Maat , BMW E46 GTR Supersport 1 / NLD

1	3:24.290	2	2:01.875	3	1:51.536	4	1:50.047	5	1:50.744	6	2:28.615	pit	1:59.293	8	3:14.792
9	1:48.807	10	1:48.597	11	1:48.421	pit	1:57.223	13	3:59.725	14	1:48.794	15	1:48.178	16	1:49.750
17	1:47.562	18	1:48.877	19	1:47.452										

264 Jonas de Kimpe , VW Golf Supersport 1 / BEL

1	3:03.237	2	1:56.847	3	1:50.317	4	1:50.967	5	1:47.495	6	2:29.527	7	1:47.064	8	1:47.511
9	1:46.755	pit	1:56.403	11	3:26.791	12	1:46.434	13	3:20.889	14	2:04.673	15	1:46.044	16	1:46.145
17	1:45.266	18	1:52.966	19	1:45.216	20	1:45.978								

283 Gerrit Vos , KTM X Bow Supersport 1 / NLD

1	2:43.704	2	2:01.007	3	1:59.413	4	1:58.640	5	1:56.618	6	2:30.206	7	1:55.160	8	1:53.274
9	1:54.768	10	1:52.776	11	1:52.239	12	1:52.026	pit	2:46.114	14	4:24.457	15	1:54.635	16	1:51.482
17	1:52.294	18	1:50.951	19	1:51.169										

324 Peter Guelinckx , BMW M2 CS Supersport 2 / BEL

1	2:31.935	2	2:09.055	3	2:07.493	4	2:03.895	5	2:05.632	6	2:35.312	7	2:02.779	8	2:00.413
pit	2:11.650	10	4:05.803	11	2:09.891	12	3:34.507	13	1:59.991	14	2:02.556	15	2:00.100	16	1:59.215
17	1:57.081	18	1:57.179												

401 Chris Voet , Peugeot RCZ Cup Sport / BEL

1	3:36.108	2	2:09.320	3	2:02.049	4	2:00.321	pit	2:36.055	6	7:25.008	7	1:58.537	8	1:58.245
9	1:59.446	10	3:33.899	11	1:59.820	12	1:55.396	13	1:55.464	14	1:55.302	pit	2:21.815		

410 Mark Wieringa , Zilhouette Sport / NLD

1	3:32.860	2	1:58.879	3	1:58.401	4	1:55.906	5	1:57.460	6	2:28.165	7	1:56.362	pit	2:13.424
9	3:04.544	10	1:54.929	11	1:57.998	pit	3:06.599	13	3:28.465	14	1:55.442	15	1:56.680	16	1:57.789
17	1:55.648														

425 Estella van de Wiel , Seat Ibiza Cupra Sport / NLD

1	3:15.714	2	2:07.187	3	2:08.594	4	2:04.158	pit	2:18.897						
---	----------	---	----------	---	----------	---	-----------------	-----	----------	--	--	--	--	--	--

469 Jan Berry Drenth , Zilhouette Sport / NLD

1	13:16.648	2	1:58.290	3	1:56.805	4	1:55.457	5	1:59.515	6	1:55.831	7	1:56.777	pit	3:13.951
9	3:22.516	10	1:55.504	11	1:56.886	12	1:58.046	13	1:54.828	14	1:57.945				

481 Bernard Blaak , Zilhouette Sport / NLD

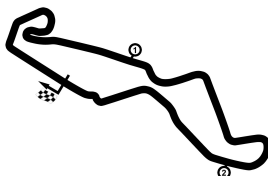
1	3:20.377	2	1:58.742	3	1:56.851	4	1:58.626	5	1:56.606	6	2:40.103	7	1:57.648	8	1:57.632
9	2:03.012	10	1:58.383	11	1:57.293	12	2:00.846	pit	3:42.459	14	2:23.283	15	1:56.561	16	1:56.414

DTM Assen

TT Circuit Assen, length 4555 m

04. - 06.09.2020

Supercar Challenge



-Reg.No.: 0309.20.176

Lap by Lap free practice 2, 04.09.2020

17	1:57.043	pit	2:03.587																
----	----------	-----	----------	--	--	--	--	--	--	--	--	--	--	--	--	--	--	--	--

498 Jack Hokstra , Zilhouette Sport / NLD

1	3:09.631	2	1:57.339	3	1:56.022	4	1:56.705	5	1:58.913	6	2:27.818	7	1:56.302	8	1:58.137
9	1:56.364	10	1:55.927	11	1:54.955	12	1:55.888	pit	3:13.143	14	3:15.631	15	1:55.157	16	1:55.945
17	1:59.303	18	1:57.049	19	1:55.681										

503 Max Aschoff , Ginetta Nissan G58 LMP3 / DEU

1	2:24.210	2	1:38.795	3	1:36.765	4	1:41.427	5	1:38.081	pit	1:48.632	7	5:27.383	8	1:38.034
9	1:38.376	10	1:38.313	11	1:35.869	12	1:36.494	pit	2:26.523	14	5:53.421	15	1:36.480	16	1:34.970
17	1:37.310	18	1:37.094	19	1:35.432										

610 Thomas Piessens , Norma M20FC CN / BEL

1	2:36.696	2	1:42.531	3	1:38.182	4	1:37.206	5	1:38.395	6	1:37.374	pit	2:25.387	8	3:20.180
pit	1:55.120	10	3:27.101	11	1:41.680	12	1:38.258	13	3:06.420	14	2:12.083	15	1:40.892	16	1:39.212
17	1:42.275	18	1:43.740	19	1:41.802	20	1:38.553	pit	2:42.985						

611 Sam Dejonghe , Norma M20FC CN / BEL

1	2:37.466	2	1:42.958	3	1:41.426	4	1:38.094	5	1:38.059	6	1:40.653	7	2:26.093	8	1:39.769
9	1:39.418	10	1:38.942	11	1:38.776	12	1:38.947	13	1:38.364	pit	1:49.712	15	4:36.750	16	1:39.266
17	1:36.112	18	1:35.820	19	1:36.281	20	1:35.321	21	1:43.517	22	1:35.770	pit	2:48.378		

614 Alain Berg , Norma M230FC CN / LUX

1	3:01.874	2	1:43.417	3	1:41.016	4	1:38.676	5	1:37.034	6	1:43.062	7	2:16.789	8	1:42.879
9	1:41.450	10	1:40.131	11	1:37.768	12	1:35.977	13	1:40.279	14	1:38.639	pit	3:31.918	16	4:31.874
17	1:41.532	18	1:38.734	19	1:37.508	pit	2:16.827								

621 Luc de Cock , Norma M20FC CN / BEL

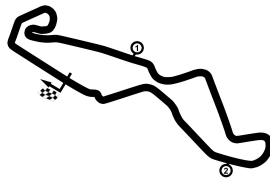
1	2:34.466	2	1:44.562	3	1:44.072	4	1:41.789	5	1:41.623	6	1:41.351	7	2:33.596	8	1:43.074
9	1:41.540	10	1:52.915	11	3:23.687	12	1:38.518	13	6:49.972						

DTM Assen

TT Circuit Assen, length 4555 m

04. - 06.09.2020

Supercar Challenge



-Reg.No.: 0309.20.176

Lap Analysis free practice 2, 04.09.2020

2 Gilles Magenus , Norma M20FC CN / BEL										theoretical besttime: 1:40.590								
Lap	Time	S1	V1	S2	V2	S3	V3	Vmax		Lap	Time	S1	V1	S2	V2	S3	V3	Vmax
1	2:16.221	0.000	205	44.026		25.238		205		12	1:51.881	41.820	208	43.843		26.218		208
2	1:45.169	41.352	209	40.761		23.056		209		13	1:55.663	41.608	207	43.223		30.832		207
3	1:42.065	39.361	210	39.656		23.048		210		14	3:34.864	1:18.701	66	1:25.896		50.267		66
4	1:41.267	38.685	211	39.780		22.802		211		15	1:51.423	41.461	207	44.110		25.852		207
5	1:42.364	38.814	211	39.800		23.750		211		16	1:48.454	40.975	209	42.212		25.267		209
6	1:41.348	38.890	211	39.327		23.131		211		17	1:48.697	41.812	208	41.850		25.035		208
7	2:19.383	47.104	80	1:08.397		23.882		80		18	1:46.633	40.342	209	41.298		24.993		209
8	1:41.561	39.331	208	39.464		22.766		208		19	1:47.002	40.569	209	41.741		24.692		209
9	1:40.700	38.749	208	39.139		22.812		208		20	1:48.946	41.278	208	41.549		26.119		208
10	1:55.374	42.969	207	39.873		0.000		207		21	3:19.373	50.203	188	45.843		0.000		188
11	3:47.963	2:38.488	207	42.631		26.844		207										

11 Christof Corten , Norma M20FC CN / BEL										theoretical besttime: 1:37.469								
Lap	Time	S1	V1	S2	V2	S3	V3	Vmax		Lap	Time	S1	V1	S2	V2	S3	V3	Vmax
1	2:17.164	0.000	177	44.515		25.456		177		3	1:37.469	38.045	211	37.257		22.167		211
2	1:41.952	40.232	206	38.859		22.861		206		4	1:52.517	38.945	208	42.505		0.000		208

101 John De Wilde , Porsche 991 GT3 CUP GEN 2 GT / BEL										theoretical besttime: 1:42.259								
Lap	Time	S1	V1	S2	V2	S3	V3	Vmax		Lap	Time	S1	V1	S2	V2	S3	V3	Vmax
1	2:36.486	0.000	188	45.649		26.347		188		10	1:43.549	39.051	228	40.708		23.790		228
2	1:49.551	43.874	223	41.951		23.726		223		11	1:42.434	38.926	228	40.749		22.759		228
3	1:42.934	39.305	227	40.878		22.751		227		12	3:16.897	39.033	228	1:17.741		0.000		228
4	1:42.856	39.330	228	40.837		22.689		228		13	4:01.427	2:57.432	227	41.370		22.625		227
5	1:43.721	39.232	227	40.934		23.555		227		14	1:44.576	40.418	227	40.970		23.188		227
6	1:59.122	42.234	228	41.565		0.000		228		15	1:43.211	39.275	228	40.759		23.177		228
7	6:13.299	5:07.368	224	42.784		23.147		224		16	1:44.943	39.950	216	42.232		22.761		216
8	1:46.152	40.413	227	42.113		23.626		227		17	1:42.596	39.035	228	40.718		22.843		228
9	1:43.077	39.085	228	41.136		22.856		228		18	1:42.821	39.025	228	40.952		22.844		228

120 Mario Martlé , Lamborghini Super Trofeo GT / BEL										theoretical besttime: 1:55.125								
Lap	Time	S1	V1	S2	V2	S3	V3	Vmax		Lap	Time	S1	V1	S2	V2	S3	V3	Vmax
1	2:29.409	0.000	185	49.041		28.223		185		3	4:26.096	2:33.226	213	43.710		0.000		213
2	2:03.388	43.192	218	44.148		0.000		218										

140 Huub van Eijndhoven , Porsche 991 GT3 CUP GEN 2 GT / NLD										theoretical besttime: 1:42.232								
Lap	Time	S1	V1	S2	V2	S3	V3	Vmax		Lap	Time	S1	V1	S2	V2	S3	V3	Vmax
1	3:04.812	0.000	219	48.615		29.129		219		10	1:42.636	38.805	229	40.791		23.040		229
2	1:47.056	40.853	228	42.474		23.729		228		11	1:57.597	41.812	217	43.928		0.000		217
3	1:46.927	38.940	229	44.448		23.539		229		12	5:27.560	3:23.167	90	1:06.378		58.015		90
4	1:43.698	39.173	228	41.286		23.239		228		13	2:22.687	1:14.387	78	44.460		23.840		78
5	1:51.950	38.843	230	41.719		0.000		230		14	1:43.501	39.270	228	41.046		23.185		228
6	3:30.503	2:20.416	66	46.567		23.520		66		15	1:42.512	38.892	229	40.749		22.871		229
7	1:44.537	38.917	229	42.458		23.162		229		16	1:43.480	38.876	230	41.328		23.276		230
8	1:43.958	39.319	230	41.535		23.104		230		17	2:01.465	38.612	230	43.025		0.000		230
9	1:43.425	39.362	229	41.013		23.050		229		18	3:52.279	2:32.295	228	43.225		0.000		228

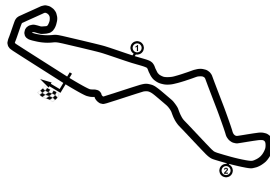
190 Hein Koopman , BMW Z4 GT3 GT / NLD										theoretical besttime: 1:42.327								
Lap	Time	S1	V1	S2	V2	S3	V3	Vmax		Lap	Time	S1	V1	S2	V2	S3	V3	Vmax
1	2:28.555	0.000	173	49.149		28.230		173		10	1:47.718	40.281	221	42.838		24.599		221
2	1:47.876	41.752	222	41.800		24.324		222		11	1:57.797	42.297	173	45.358		0.000		173
3	1:46.659	39.598	225	41.526		25.535		225		12	7:17.135	4:58.272	86	1:30.882		47.981		86
4	1:46.533	41.027	222	41.499		24.007		222		13	2:01.354	55.699	221	42.127		23.528		221
5	1:45.734	40.484	223	40.858		24.392		223		14	1:43.757	39.713	220	40.726		23.318		220
6	1:54.713	40.539	220	42.608		0.000		220		15	1:43.865	39.500	222	40.587		23.778		222
7	2:52.623	1:46.600	219	41.891		24.132		219		16	1:42.327	39.166	221	39.948		23.213		221
8	1:43.318	39.418	223	40.156		23.744		223		17	1:43.452	39.211	221	40.430		23.811		221
9	1:43.931	39.737	222	40.581		23.613		222		18	1:55.493	40.791	214	43.848		0.000		214

DTM Assen

TT Circuit Assen, length 4555 m

04. - 06.09.2020

Supercar Challenge



-Reg.No.: 0309.20.176

Lap Analysis free practice 2, 04.09.2020

201 Dennis de Borst , Hyundai i30N TCR Supersport 1 / NLD										theoretical besttime: 1:45.390							
Lap	Time	S1	V1	S2	V2	S3	V3	Vmax	Lap	Time	S1	V1	S2	V2	S3	V3	Vmax
1	3:06.053	0.000	184	50.207		30.978		184	8	1:56.213	43.684	202	47.797		24.732		202
2	1:55.484	46.026	188	44.189		25.269		188	9	1:45.590	40.383	205	41.576		23.631		205
3	1:46.778	40.661	207	41.917		24.200		207	10	1:56.461	41.841	183	43.526		0.000		183
4	1:46.712	40.561	207	42.606		23.545		207	11	5:44.738	4:27.230	193	50.707		26.801		193
5	1:46.244	40.269	205	42.295		23.680		205	12	2:09.538	46.648	137	57.297		25.593		137
6	2:37.524	41.315	205	1:13.390		0.000		205	13	1:54.135	40.922	202	49.020		24.193		202
7	7:08.182	5:52.454	189	48.663		27.065		189	14	2:01.967	40.731	205	42.591		0.000		205

202 René Steenmetz , Leon Cupra Supersport 1 / NLD										theoretical besttime: 1:44.272							
Lap	Time	S1	V1	S2	V2	S3	V3	Vmax	Lap	Time	S1	V1	S2	V2	S3	V3	Vmax
1	2:53.690	0.000	196	47.421		26.459		196	11	1:55.519	41.918	179	48.884		24.717		179
2	1:50.800	41.863	205	43.091		25.846		205	12	2:28.718	40.240	205	52.498		0.000		205
3	1:49.409	42.164	204	42.716		24.529		204	13	3:13.578	1:49.241	77	59.871		24.466		77
4	1:46.439	40.997	205	41.437		24.005		205	14	1:47.122	40.744	206	42.031		24.347		206
5	1:45.898	40.655	205	41.350		23.893		205	15	1:45.347	40.405	206	40.885		24.057		206
6	2:28.629	40.565	205	52.303		0.000		205	16	1:47.049	40.575	209	42.946		23.528		209
7	4:26.756	3:16.840	200	44.726		25.190		200	17	1:44.806	40.381	205	40.592		23.833		205
8	1:51.130	41.319	203	44.420		25.391		203	18	1:44.897	40.704	205	40.753		23.440		205
9	1:44.880	40.333	204	40.733		23.814		204	19	1:44.905	40.568	205	40.821		23.516		205
10	1:44.955	40.362	204	40.731		23.862		204									

206 Bart Arendsen , BMW 1 Serie GTR Supersport 1 / NLD										theoretical besttime: 1:45.389							
Lap	Time	S1	V1	S2	V2	S3	V3	Vmax	Lap	Time	S1	V1	S2	V2	S3	V3	Vmax
1	2:43.686	0.000	125	58.192		33.879		125	8	1:46.840	40.643	209	42.048		24.149		209
2	2:03.430	49.160	198	47.431		26.839		198	9	1:45.779	40.499	209	41.098		24.182		209
3	1:57.094	42.792	209	47.193		27.109		209	10	1:46.735	40.774	209	42.135		23.826		209
4	2:01.419	41.418	209	42.646		0.000		209	11	1:45.907	40.642	208	41.064		24.201		208
5	2:55.099	1:31.845	208	43.449		39.805		208	12	2:09.638	43.861	173	48.755		0.000		173
6	2:13.254	1:04.667	204	43.833		24.754		204	13	14:45.002	13:23	165	54.539		26.692		165
7	1:49.157	42.516	199	42.281		24.360		199	14	2:08.039	47.796	127	50.594		29.649		127

208 Ted van Vliet , BMW E92 V8 Supersport 1 / NLD										theoretical besttime: 1:45.414							
Lap	Time	S1	V1	S2	V2	S3	V3	Vmax	Lap	Time	S1	V1	S2	V2	S3	V3	Vmax
1	2:38.644	0.000	139	51.085		30.389		139	7	1:58.875	40.398	211	41.866		0.000		211
2	1:50.062	42.772	209	42.979		24.311		209	8	6:13.571	4:55.174	136	51.478		26.919		136
3	1:46.358	40.465	212	41.960		23.933		212	9	3:21.297	40.888	205	1:18.149		0.000		205
4	1:59.103	40.282	212	41.453		0.000		212	10	5:47.224	4:39.475	211	43.788		23.961		211
5	6:24.076	5:16.604	197	42.858		24.614		197	11	1:46.521	40.859	213	41.784		23.878		213
6	1:45.671	40.360	211	41.632		23.679		211	12	2:02.193	41.042	212	43.309		0.000		212

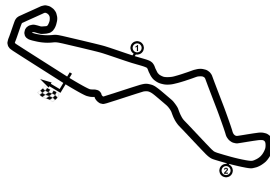
222 Ronald van Loon , BMW E46 M3 Supersport 1 / NLD										theoretical besttime: 1:49.241							
Lap	Time	S1	V1	S2	V2	S3	V3	Vmax	Lap	Time	S1	V1	S2	V2	S3	V3	Vmax
1	3:07.734	0.000	201	47.221		31.820		201	10	1:50.042	42.202	205	43.419		24.421		205
2	1:51.586	42.259	208	44.201		25.126		208	11	1:49.892	42.109	206	43.301		24.482		206
3	1:50.351	41.787	206	44.116		24.448		206	12	2:56.371	50.436	89	1:07.414		58.521		89
4	1:52.825	42.654	206	44.433		25.738		206	13	2:23.193	1:13.577	97	45.172		24.444		97
5	1:49.771	41.926	207	43.360		24.485		207	14	1:50.683	41.796	206	43.528		25.359		206
6	2:26.445	43.328	112	1:15.260		27.857		112	15	1:49.633	42.109	206	43.117		24.407		206
7	1:57.107	42.080	206	43.728		0.000		206	16	1:50.039	42.248	205	43.274		24.517		205
8	4:42.377	3:32.877	205	44.127		25.373		205	17	1:58.923	41.918	206	44.027		0.000		206
9	1:49.676	42.068	207	43.271		24.337		207									

DTM Assen

TT Circuit Assen, length 4555 m

04. - 06.09.2020

Supercar Challenge



-Reg.No.: 0309.20.176

Lap Analysis free practice 2, 04.09.2020

233 Remco de Beus , BMW E46 M3 Supersport 1 / NLD										theoretical besttime: 1:51.004								
Lap	Time	S1	V1	S2	V2	S3	V3	Vmax		Lap	Time	S1	V1	S2	V2	S3	V3	Vmax
1	3:05.236	0.000	178	50.482		30.543		178		7	2:01.386	42.941	205	44.180		0.000		205
2	1:59.996	44.672	207	46.308		29.016		207		8	3:20.882	2:08.868	204	46.031		25.983		204
3	1:52.593	43.001	207	44.033		25.559		207		9	1:52.114	42.632	206	43.989		25.493		206
4	1:52.335	42.427	206	44.074		25.834		206		10	1:51.447	42.587	206	43.599		25.261		206
5	1:52.620	42.310	206	44.736		25.574		206		11	1:51.738	42.902	208	43.433		25.403		208
6	2:29.785	51.548	84	1:11.482		26.755		84		12	2:02.018	42.477	206	43.646		0.000		206

247 Bob Bau , KTM X Bow Supersport 1 / AUT										theoretical besttime: 1:45.792								
Lap	Time	S1	V1	S2	V2	S3	V3	Vmax		Lap	Time	S1	V1	S2	V2	S3	V3	Vmax
1	2:31.723	0.000	152	51.013		28.647		152		10	1:45.976	40.237	208	41.494		24.245		208
2	1:55.499	42.094	209	46.117		27.288		209		11	1:54.464	43.370	202	45.904		25.190		202
3	1:51.300	42.585	205	43.154		25.561		205		12	3:14.445	47.567	110	1:08.707		0.000		110
4	1:49.282	40.868	209	42.647		25.767		209		13	3:28.085	2:20.582	201	43.202		24.301		201
5	1:47.451	40.513	208	42.272		24.666		208		14	1:47.780	40.366	208	42.603		24.811		208
6	2:31.522	41.190	209	51.255		0.000		209		15	2:00.015	40.981	176	44.637		0.000		176
7	5:13.894	3:51.817	175	52.817		29.260		175		16	3:03.536	1:57.627	207	41.598		24.311		207
8	1:56.707	42.549	208	46.495		27.663		208		17	1:46.645	40.367	206	41.310		24.968		206
9	1:48.872	41.828	207	42.581		24.463		207										

250 Oscar Graper , Leon Cupra Supersport 1 / NLD										theoretical besttime: 1:45.010								
Lap	Time	S1	V1	S2	V2	S3	V3	Vmax		Lap	Time	S1	V1	S2	V2	S3	V3	Vmax
1	3:01.369	0.000	174	52.902		27.560		174		9	1:57.412	41.794	202	43.111		0.000		202
2	1:53.758	44.406	203	44.239		25.113		203		10	7:47.855	5:18.002	59	1:40.166		49.687		59
3	1:57.926	42.338	204	43.034		0.000		204		11	2:03.057	57.851	201	41.480		23.726		201
4	4:19.296	3:10.368	186	44.724		24.204		186		12	1:55.094	41.547	203	41.717		0.000		203
5	2:28.878	1:18.917	68	45.625		24.336		68		13	2:54.409	1:47.638	205	42.086		24.685		205
6	1:47.935	42.210	204	41.981		23.744		204		14	1:46.131	40.680	206	40.781		24.670		206
7	1:46.238	40.970	206	41.612		23.656		206		15	1:45.947	41.229	206	40.758		23.960		206
8	1:45.637	40.650	204	41.385		23.602		204		16	1:45.238	40.739	207	40.823		23.676		207

259 Marcel van de Maat , BMW E46 GTR Supersport 1 / NLD										theoretical besttime: 1:47.035								
Lap	Time	S1	V1	S2	V2	S3	V3	Vmax		Lap	Time	S1	V1	S2	V2	S3	V3	Vmax
1	3:24.290	0.000	141	52.881		31.094		141		11	1:48.421	41.167	207	42.634		24.620		207
2	2:01.875	45.290	164	48.630		27.955		164		12	1:57.223	41.070	206	43.376		0.000		206
3	1:51.536	42.654	207	43.879		25.003		207		13	3:59.725	2:34.833	72	1:00.222		24.670		72
4	1:50.047	41.793	206	43.012		25.242		206		14	1:48.794	41.559	206	42.804		24.431		206
5	1:50.744	41.079	208	43.078		26.587		208		15	1:48.178	41.384	205	42.143		24.651		205
6	2:28.615	59.698	73	1:04.237		24.680		73		16	1:49.750	41.053	207	43.531		25.166		207
7	1:59.293	41.432	207	43.061		0.000		207		17	1:47.562	40.890	207	42.031		24.641		207
8	3:14.792	2:07.681	206	42.650		24.461		206		18	1:48.877	41.009	206	43.117		24.751		206
9	1:48.807	41.045	206	43.201		24.561		206		19	1:47.452	41.307	207	41.718		24.427		207
10	1:48.597	41.249	207	42.647		24.701		207										

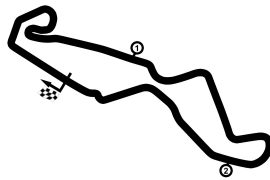
264 Jonas de Kimpe , VW Golf Supersport 1 / BEL										theoretical besttime: 1:45.072								
Lap	Time	S1	V1	S2	V2	S3	V3	Vmax		Lap	Time	S1	V1	S2	V2	S3	V3	Vmax
1	3:03.237	0.000	180	53.584		29.238		180		11	3:26.791	2:18.912	203	43.627		24.252		203
2	1:56.847	44.679	203	45.832		26.336		203		12	1:46.434	40.982	204	41.584		23.868		204
3	1:50.317	42.032	194	43.358		24.927		194		13	3:20.889	1:01.377	80	1:28.977		50.535		80
4	1:50.967	42.327	204	42.641		25.999		204		14	2:04.673	58.102	201	42.766		23.805		201
5	1:47.495	41.045	203	42.161		24.289		203		15	1:46.044	40.869	203	41.367		23.808		203
6	2:29.527	44.674	88	1:16.538		28.315		88		16	1:46.145	41.177	204	41.341		23.627		204
7	1:47.064	41.149	203	41.776		24.139		203		17	1:45.266	40.746	204	40.868		23.652		204
8	1:47.511	40.805	203	42.628		24.078		203		18	1:52.966	42.100	202	45.823		25.043		202
9	1:46.755	40.993	204	41.740		24.022		204		19	1:45.216	40.637	204	41.012		23.567		204
10	1:56.403	41.896	203	42.482		0.000		203		20	1:45.978	40.800	203	41.340		23.838		203

DTM Assen

TT Circuit Assen, length 4555 m

04. - 06.09.2020

Supercar Challenge



-Reg.No.: 0309.20.176

Lap Analysis free practice 2, 04.09.2020

283 Gerrit Vos , KTM X Bow Supersport 1 / NLD										theoretical besttime: 1:49.963								
Lap	Time	S1	V1	S2	V2	S3	V3	Vmax		Lap	Time	S1	V1	S2	V2	S3	V3	Vmax
1	2:43.704	0.000	188	46.976		29.763		188		11	1:52.239	42.894	189	43.454		25.891		189
2	2:01.007	44.595	193	47.628		28.784		193		12	1:52.026	42.405	190	43.388		26.233		190
3	1:59.413	44.382	193	47.356		27.675		193		13	2:46.114	42.675	184	1:01.912		0.000		184
4	1:58.640	43.917	191	46.045		28.678		191		14	4:24.457	3:14.411	190	43.923		26.123		190
5	1:56.618	44.867	190	44.765		26.986		190		15	1:54.635	43.466	191	43.956		27.213		191
6	2:30.206	51.071	78	1:11.290		27.845		78		16	1:51.482	42.583	195	43.286		25.613		195
7	1:55.160	43.519	188	44.221		27.420		188		17	1:52.294	42.799	194	43.654		25.841		194
8	1:53.274	42.968	191	43.828		26.478		191		18	1:50.951	42.057	195	42.688		26.206		195
9	1:54.768	43.064	189	44.572		27.132		189		19	1:51.169	43.103	194	42.293		25.773		194
10	1:52.776	43.459	189	43.366		25.951		189										

324 Peter Guelinckx , BMW M2 CS Supersport 2 / BEL										theoretical besttime: 1:56.957								
Lap	Time	S1	V1	S2	V2	S3	V3	Vmax		Lap	Time	S1	V1	S2	V2	S3	V3	Vmax
1	2:31.935	0.000	189	55.843		34.784		189		10	4:05.803	2:50.458	168	48.731		26.614		168
2	2:09.055	50.387	190	49.710		28.958		190		11	2:09.891	45.531	193	47.415		36.945		193
3	2:07.493	47.507	193	50.284		29.702		193		12	3:34.507	1:22.096	72	1:26.268		46.143		72
4	2:03.895	46.691	194	48.829		28.375		194		13	1:59.991	45.547	192	48.342		26.102		192
5	2:05.632	46.302	194	50.245		29.085		194		14	2:02.556	45.761	183	48.228		28.567		183
6	2:35.312	1:03.981	65	1:04.068		27.263		65		15	2:00.100	44.829	194	47.105		28.166		194
7	2:02.779	46.057	192	49.693		27.029		192		16	1:59.215	44.874	194	48.059		26.282		194
8	2:00.413	45.410	193	48.538		26.465		193		17	1:57.081	44.474	194	46.566		26.041		194
9	2:11.650	45.589	193	51.486		0.000		193		18	1:57.179	44.609	195	46.442		26.128		195

401 Chris Voet , Peugeot RCZ Cup Sport / BEL										theoretical besttime: 1:54.950								
Lap	Time	S1	V1	S2	V2	S3	V3	Vmax		Lap	Time	S1	V1	S2	V2	S3	V3	Vmax
1	3:36.108	0.000	171	55.530		32.567		171		9	1:59.446	44.777	184	45.084		29.585		184
2	2:09.320	50.002	178	50.062		29.256		178		10	3:33.899	1:17.746	81	1:22.503		53.650		81
3	2:02.049	46.163	184	48.256		27.630		184		11	1:59.820	47.580	183	45.786		26.454		183
4	2:00.321	46.369	183	46.575		27.377		183		12	1:55.396	43.996	184	44.896		26.504		184
5	2:36.055	44.695	182	54.258		0.000		182		13	1:55.464	44.369	184	44.896		26.199		184
6	7:25.008	6:12.119	179	46.760		26.129		179		14	1:55.302	44.187	185	45.057		26.058		185
7	1:58.537	45.208	181	46.832		26.497		181		15	2:21.815	45.025	181	52.067		0.000		181
8	1:58.245	44.481	183	45.531		28.233		183										

410 Mark Wieringa , Zilhouette Sport / NLD										theoretical besttime: 1:53.807								
Lap	Time	S1	V1	S2	V2	S3	V3	Vmax		Lap	Time	S1	V1	S2	V2	S3	V3	Vmax
1	3:32.860	0.000	153	52.691		29.215		153		10	1:54.929	44.698	175	44.456		25.775		175
2	1:58.879	45.854	174	46.407		26.618		174		11	1:57.998	47.302	172	44.412		26.284		172
3	1:58.401	45.385	166	46.473		26.543		166		12	3:06.599	47.095	108	1:09.182		0.000		108
4	1:55.906	44.717	174	45.188		26.001		174		13	3:28.465	2:16.744	152	46.022		25.699		152
5	1:57.460	44.712	173	45.107		27.641		173		14	1:55.442	44.056	177	44.439		26.947		177
6	2:28.165	1:09.444	67	51.700		27.021		67		15	1:56.680	43.902	178	45.194		27.584		178
7	1:56.362	45.325	173	45.193		25.844		173		16	1:57.789	45.418	176	45.165		27.206		176
8	2:13.424	47.647	173	45.048		0.000		173		17	1:55.648	44.964	177	44.206		26.478		177
9	3:04.544	1:53.007	174	45.674		25.863		174										

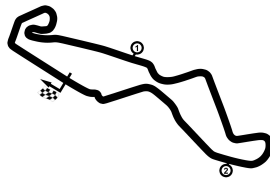
425 Estella van de Wiel , Seat Ibiza Cupra Sport / NLD										theoretical besttime: 2:03.571								
Lap	Time	S1	V1	S2	V2	S3	V3	Vmax		Lap	Time	S1	V1	S2	V2	S3	V3	Vmax
1	3:15.714	0.000	173	54.662		31.542		173		4	2:04.158	46.476	184	48.900		28.782		184
2	2:07.187	47.569	186	50.867		28.751		186		5	2:18.897	47.578	185	48.344		0.000		185
3	2:08.594	48.193	181	51.176		29.225		181										

DTM Assen

TT Circuit Assen, length 4555 m

04. - 06.09.2020

Supercar Challenge



-Reg.No.: 0309.20.176

Lap Analysis free practice 2, 04.09.2020

469 Jan Berry Drenth , Zilhouette Sport / NLD										theoretical besttime: 1:53.704								
Lap	Time	S1	V1	S2	V2	S3	V3	Vmax		Lap	Time	S1	V1	S2	V2	S3	V3	Vmax
1	13:16.648	0.000	82	1:08.455		28.759		82		8	3:13.951	48.006	105	1:11.756		0.000		105
2	1:58.290	46.263	171	45.697		26.330		171		9	3:22.516	2:11.835	175	45.003		25.678		175
3	1:56.805	44.463	174	45.804		26.538		174		10	1:55.504	43.965	176	44.590		26.949		176
4	1:55.457	44.870	175	44.594		25.993		175		11	1:56.886	45.541	176	45.056		26.289		176
5	1:59.515	47.781	177	45.637		26.097		177		12	1:58.046	44.831	179	46.268		26.947		179
6	1:55.831	44.830	177	44.279		26.722		177		13	1:54.828	44.961	176	44.061		25.806		176
7	1:56.777	45.188	172	44.517		27.072		172		14	1:57.945	44.544	180	44.440		28.961		180

481 Bernard Blaak , Zilhouette Sport / NLD										theoretical besttime: 1:55.328								
Lap	Time	S1	V1	S2	V2	S3	V3	Vmax		Lap	Time	S1	V1	S2	V2	S3	V3	Vmax
1	3:20.377	0.000	148	52.159		27.295		148		10	1:58.383	45.026	177	47.147		26.210		177
2	1:58.742	45.492	172	46.340		26.910		172		11	1:57.293	44.852	177	46.078		26.363		177
3	1:56.851	45.306	174	45.402		26.143		174		12	2:00.846	45.515	171	45.562		29.769		171
4	1:58.626	46.028	175	46.004		26.594		175		13	3:42.459	1:18.198	74	1:22.352		0.000		74
5	1:56.606	45.140	175	44.902		26.564		175		14	2:23.283	1:10.896	172	46.519		25.868		172
6	2:40.103	1:19.111	61	54.056		26.936		61		15	1:56.561	45.171	174	45.374		26.016		174
7	1:57.648	45.968	166	45.874		25.806		166		16	1:56.414	44.620	175	45.854		25.940		175
8	1:57.632	45.919	174	45.413		26.300		174		17	1:57.043	44.896	174	46.037		26.110		174
9	2:03.012	50.412	174	46.562		26.038		174		18	2:03.587	44.766	176	46.615		0.000		176

498 Jack Hokstra , Zilhouette Sport / NLD										theoretical besttime: 1:54.670								
Lap	Time	S1	V1	S2	V2	S3	V3	Vmax		Lap	Time	S1	V1	S2	V2	S3	V3	Vmax
1	3:09.631	0.000	164	50.831		28.010		164		11	1:54.955	44.530	180	44.698		25.727		180
2	1:57.339	45.724	176	45.379		26.236		176		12	1:55.888	44.555	178	45.334		25.999		178
3	1:56.022	44.697	177	45.321		26.004		177		13	3:13.143	46.030	136	1:09.888		0.000		136
4	1:56.705	44.962	177	45.342		26.401		177		14	3:15.631	2:04.146	177	45.546		25.939		177
5	1:58.913	44.531	177	46.345		28.037		177		15	1:55.157	44.664	176	44.646		25.847		176
6	2:27.818	1:00.500	73	1:01.135		26.183		73		16	1:55.945	44.594	179	45.539		25.812		179
7	1:56.302	45.415	177	44.755		26.132		177		17	1:59.303	44.801	175	46.486		28.016		175
8	1:58.137	45.483	178	46.692		25.962		178		18	1:57.049	46.169	166	44.927		25.953		166
9	1:56.364	44.482	177	45.055		26.827		177		19	1:55.681	44.328	180	45.209		26.144		180
10	1:55.927	44.668	178	45.563		25.696		178										

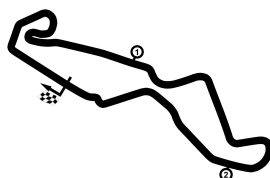
503 Max Aschoff , Ginetta Nissan G58 LMP3 / DEU										theoretical besttime: 1:34.390								
Lap	Time	S1	V1	S2	V2	S3	V3	Vmax		Lap	Time	S1	V1	S2	V2	S3	V3	Vmax
1	2:24.210	0.000	199	46.866		24.238		199		11	1:35.869	37.629	235	37.138		21.102		235
2	1:38.795	38.360	232	38.697		21.738		232		12	1:36.494	36.577	237	38.885		21.032		237
3	1:36.765	37.455	238	37.679		21.631		238		13	2:26.523	37.140	200	52.386		0.000		200
4	1:41.427	38.860	237	40.468		22.099		237		14	5:53.421	4:54.027	219	38.402		20.992		219
5	1:38.081	37.451	237	37.541		23.089		237		15	1:36.480	37.340	236	38.023		21.117		236
6	1:48.632	37.353	237	39.486		0.000		237		16	1:34.970	36.952	237	37.343		20.675		237
7	5:27.383	4:27.276	215	38.551		21.556		215		17	1:37.310	36.827	239	39.438		21.045		239
8	1:38.034	36.710	236	40.138		21.186		236		18	1:37.094	36.739	238	37.773		22.582		238
9	1:38.376	37.055	237	39.924		21.397		237		19	1:35.432	37.218	238	37.426		20.788		238
10	1:38.313	36.804	237	39.338		22.171		237										

DTM Assen

TT Circuit Assen, length 4555 m

04. - 06.09.2020

Supercar Challenge



-Reg.No.: 0309.20.176

Lap Analysis free practice 2, 04.09.2020

610 Thomas Piessens , Norma M20FC CN / BEL

theoretical besttime: 1:36.238

Lap	Time	S1	V1	S2	V2	S3	V3	Vmax	Lap	Time	S1	V1	S2	V2	S3	V3	Vmax
1	2:36.696	0.000	207	43.465		26.041		207	12	1:38.258	37.854	213	38.220		22.184		213
2	1:42.531	39.845	212	39.932		22.754		212	13	3:06.420	48.559	79	1:17.477		1:00.384		79
3	1:38.182	38.262	216	37.715		22.205		216	14	2:12.083	1:08.326	203	40.728		23.029		203
4	1:37.206	37.735	215	37.638		21.833		215	15	1:40.892	38.207	214	38.645		24.040		214
5	1:38.395	38.172	214	37.258		22.965		214	16	1:39.212	38.012	214	38.696		22.504		214
6	1:37.374	37.347	215	37.958		22.069		215	17	1:42.275	37.926	217	40.005		24.344		217
7	2:25.387	46.689	78	1:07.264		0.000		78	18	1:43.740	38.367	216	40.316		25.057		216
8	3:20.180	2:21.187	213	37.360		21.633		213	19	1:41.802	38.238	214	40.813		22.751		214
9	1:55.120	39.349	213	42.005		0.000		213	20	1:38.553	37.974	215	38.324		22.255		215
10	3:27.101	2:24.864	213	39.346		22.891		213	21	2:42.985	44.451	201	48.239		0.000		201
11	1:41.680	38.322	216	40.644		22.714		216									

611 Sam Dejonghe , Norma M20FC CN / BEL

theoretical besttime: 1:35.123

Lap	Time	S1	V1	S2	V2	S3	V3	Vmax	Lap	Time	S1	V1	S2	V2	S3	V3	Vmax
1	2:37.466	0.000	207	43.337		25.778		207	13	1:38.364	38.254	213	38.148		21.962		213
2	1:42.958	40.038	212	39.257		23.663		212	14	1:49.712	38.674	213	39.785		0.000		213
3	1:41.426	38.300	213	38.964		24.162		213	15	4:36.750	2:46.781	78	1:24.731		25.238		78
4	1:38.094	37.769	214	38.332		21.993		214	16	1:39.266	37.556	215	38.621		23.089		215
5	1:38.059	37.822	213	38.335		21.902		213	17	1:36.112	37.289	214	37.241		21.582		214
6	1:40.653	38.541	213	38.168		23.944		213	18	1:35.820	37.146	213	37.107		21.567		213
7	2:26.093	58.253	75	1:03.950		23.890		75	19	1:36.281	37.619	215	36.970		21.692		215
8	1:39.769	38.114	213	38.242		23.413		213	20	1:35.321	37.078	214	36.778		21.465		214
9	1:39.418	38.700	213	38.529		22.189		213	21	1:43.517	37.747	215	41.757		24.013		215
10	1:38.942	38.169	213	38.190		22.583		213	22	1:35.770	36.880	215	37.406		21.484		215
11	1:38.776	38.334	212	38.211		22.231		212	23	2:48.378	40.538	179	43.174		0.000		179
12	1:38.947	37.908	213	38.987		22.052		213									

614 Alain Berg , Norma M230FC CN / LUX

theoretical besttime: 1:35.830

Lap	Time	S1	V1	S2	V2	S3	V3	Vmax	Lap	Time	S1	V1	S2	V2	S3	V3	Vmax
1	3:01.874	0.000	203	44.315		26.992		203	11	1:37.768	38.126	212	37.676		21.966		212
2	1:43.417	40.215	209	39.347		23.855		209	12	1:35.977	37.834	211	36.361		21.782		211
3	1:41.016	40.130	210	38.403		22.483		210	13	1:40.279	38.212	210	39.061		23.006		210
4	1:38.676	39.217	211	37.505		21.954		211	14	1:38.639	38.720	211	37.837		22.082		211
5	1:37.034	37.783	212	37.243		22.008		212	15	3:31.918	58.580	58	1:41.243		0.000		58
6	1:43.062	39.045	211	38.585		25.432		211	16	4:31.874	3:24.282	189	43.086		24.506		189
7	2:16.789	1:09.170	62	44.504		23.115		62	17	1:41.532	38.979	211	38.822		23.731		211
8	1:42.879	39.309	211	40.524		23.046		211	18	1:38.734	37.983	211	38.286		22.465		211
9	1:41.450	39.321	213	39.407		22.722		213	19	1:37.508	37.687	211	37.684		22.137		211
10	1:40.131	38.678	212	39.557		21.896		212	20	2:16.827	46.639	144	46.947		0.000		144

621 Luc de Cock , Norma M20FC CN / BEL

theoretical besttime: 1:38.518

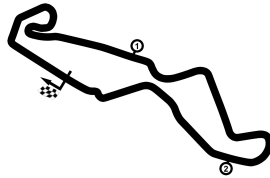
Lap	Time	S1	V1	S2	V2	S3	V3	Vmax	Lap	Time	S1	V1	S2	V2	S3	V3	Vmax
1	2:34.466	0.000	208	45.543		25.758		208	8	1:43.074	39.260	211	40.732		23.082		211
2	1:44.562	40.603	212	40.410		23.549		212	9	1:41.540	39.323	212	39.261		22.956		212
3	1:44.072	40.076	212	39.919		24.077		212	10	1:52.915	39.690	211	40.574		0.000		211
4	1:41.789	38.896	213	39.184		23.709		213	11	3:23.687	2:21.832	212	38.813		23.042		212
5	1:41.623	39.057	212	39.335		23.231		212	12	1:38.518	38.323	213	38.071		22.124		213
6	1:41.351	38.901	214	39.170		23.280		214	13	6:49.972	41.568	212	0.000		0.000		212
7	2:33.596	1:20.174	58	49.102		24.320		58									

DTM Assen

TT Circuit Assen, length 4555 m

04. - 06.09.2020

Supercar Challenge



-Reg.No.: 0309.20.176

Topspeed free practice 2, 04.09.2020

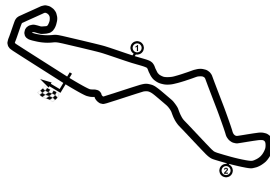
Car No.	Driver	Make	Speed km/h
503	Max Aschoff	Ginetta Nissan G58	239
140	Huub van Eijndhoven	Porsche 991 GT3 CUP GEN 2	230
101	John De Wilde	Porsche 991 GT3 CUP GEN 2	228
190	Hein Koopman	BMW Z4 GT3	225
120	Mario Martlé	Lamborghini Super Trofeo	218
610	Thomas Piessens	Norma M20FC	217
611	Sam Dejonghe	Norma M20FC	215
621	Luc de Cock	Norma M20FC	214
614	Alain Berg	Norma M230FC	213
208	Ted van Vliet	BMW E92 V8	213
11	Christof Corten	Norma M20FC	211
2	Gilles Magenus	Norma M20FC	211
202	René Steenmetz	Leon Cupra	209
206	Bart Arendsen	BMW 1 Serie GTR	209
247	Bob Bau	KTM X Bow	209
222	Ronald van Loon	BMW E46 M3	208
259	Marcel van de Maat	BMW E46 GTR	208
233	Remco de Beus	BMW E46 M3	208
250	Oscar Graper	Leon Cupra	207
201	Dennis de Borst	Hyundai i30N TCR	207
264	Jonas de Kimpe	VW Golf	204
324	Peter Guelinckx	BMW M2 CS	195
283	Gerrit Vos	KTM X Bow	195
425	Estella van de Wiel	Seat Ibiza Cupra	186
401	Chris Voet	Peugeot RCZ Cup	185
498	Jack Hokstra	Zilhouette	180
469	Jan Berry Drenth	Zilhouette	180
410	Mark Wieringa	Zilhouette	178
481	Bernard Blaak	Zilhouette	177

DTM Assen

TT Circuit Assen, length 4555 m

04. - 06.09.2020

Supercar Challenge



-Reg.No.: 0309.20.176

Best Sector Times free practice 2

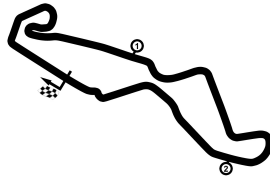
Pos.	sector 1			sector 2			sector 3			theoretical and best lap time				
	No	Driver	Time	No	Driver	Time	No	Driver	Time	No	Driver	theoretical	Best	Pos
1	503	Aschoff M.	36.577	614	Berg-Cascatau	36.361	503	Aschoff M.	20.675	503	Aschoff M.	1:34.390	1:34.970	1
2	611	Dejonghe-Boonen	36.880	611	Dejonghe-Boonen	36.778	611	Dejonghe-Boonen	21.465	611	Dejonghe-Boonen	1:35.123	1:35.321	2
3	610	Piessens-Verbergt	37.347	503	Aschoff M.	37.138	610	Piessens-Verbergt	21.633	614	Berg-Cascatau	1:35.830	1:35.977	3
4	614	Berg-Cascatau	37.687	11	Corten-Longin	37.257	614	Berg-Cascatau	21.782	610	Piessens-Verbergt	1:36.238	1:37.206	4
5	11	Corten-Longin	38.045	610	Piessens-Verbergt	37.258	621	de Cock-Joosen	22.124	11	Corten-Longin	1:37.469	1:37.469	5
6	621	de Cock-Joosen	38.323	621	de Cock-Joosen	38.071	11	Corten-Longin	22.167	621	de Cock-Joosen	1:38.518	1:38.518	6
7	140	van Eijndhoven H.	38.612	2	Magenus-Thiers	39.139	101	De Wilde J.	22.625	2	Magenus-Thiers	1:40.590	1:40.700	7
8	2	Magenus-Thiers	38.685	190	Koopman H.	39.948	2	Magenus-Thiers	22.766	140	van Eijndhoven H.	1:42.232	1:42.512	10
9	101	De Wilde J.	38.926	202	Steenmetz R.	40.592	140	van Eijndhoven H.	22.871	101	De Wilde J.	1:42.259	1:42.434	9
10	190	Koopman H.	39.166	101	De Wilde J.	40.708	190	Koopman H.	23.213	190	Koopman H.	1:42.327	1:42.327	8
11	247	Bau B.	40.237	140	van Eijndhoven H.	40.749	202	Steenmetz R.	23.440	202	Steenmetz R.	1:44.272	1:44.806	11
12	202	Steenmetz R.	40.240	250	Graper-Zumbrink	40.758	201	de Borst-van Riet	23.545	250	Graper-Zumbrink	1:45.010	1:45.238	13
13	201	de Borst-van Riet	40.269	264	de Kimpe-Speelman	40.868	264	de Kimpe-Speelman	23.567	264	de Kimpe-Speelman	1:45.072	1:45.216	12
14	208	van Vliet-van der Zw	40.282	206	Arendsen B.	41.064	250	Graper-Zumbrink	23.602	206	Arendsen B.	1:45.389	1:45.779	16
15	206	Arendsen B.	40.499	247	Bau B.	41.310	208	van Vliet-van der Zw	23.679	201	de Borst-van Riet	1:45.390	1:45.590	14
16	264	de Kimpe-Speelman	40.637	208	van Vliet-van der Zw	41.453	206	Arendsen B.	23.826	208	van Vliet-van der Zw	1:45.414	1:45.671	15
17	250	Graper-Zumbrink	40.650	201	de Borst-van Riet	41.576	247	Bau B.	24.245	247	Bau B.	1:45.792	1:45.976	17
18	259	van de Maat M.	40.890	259	van de Maat M.	41.718	222	van Loon-van Loon	24.337	259	van de Maat M.	1:47.035	1:47.452	18
19	222	van Loon-van Loon	41.787	283	Vos G.	42.293	259	van de Maat M.	24.427	222	van Loon-van Loon	1:49.241	1:49.633	19
20	283	Vos G.	42.057	222	van Loon-van Loon	43.117	233	de Beus R.	25.261	283	Vos G.	1:49.963	1:50.951	20
21	233	de Beus R.	42.310	233	de Beus R.	43.433	283	Vos G.	25.613	233	de Beus R.	1:51.004	1:51.447	21
22	120	Martlé-Linthout	43.192	120	Martlé-Linthout	43.710	469	Drenth-West	25.678	469	Drenth-West	1:53.704	1:54.828	22
23	410	Wieringa-Tubben	43.902	469	Drenth-West	44.061	498	Hokstra-de Jong	25.696	410	Wieringa-Tubben	1:53.807	1:54.929	23
24	469	Drenth-West	43.965	410	Wieringa-Tubben	44.206	410	Wieringa-Tubben	25.699	498	Hokstra-de Jong	1:54.670	1:54.955	24
25	401	Voet-van den Broeck	43.996	498	Hokstra-de Jong	44.646	481	Blaak-Blaak	25.806	401	Voet-van den Broeck	1:54.950	1:55.302	25
26	498	Hokstra-de Jong	44.328	401	Voet-van den Broeck	44.896	324	Guelinckx-Longin	26.041	120	Martlé-Linthout	1:55.125	0.000	0
27	324	Guelinckx-Longin	44.474	481	Blaak-Blaak	44.902	401	Voet-van den Broeck	26.058	481	Blaak-Blaak	1:55.328	1:56.414	26
28	481	Blaak-Blaak	44.620	324	Guelinckx-Longin	46.442	120	Martlé-Linthout	28.223	324	Guelinckx-Longin	1:56.957	1:57.081	27
29	425	van de Wiel-van der ;	46.476	425	van de Wiel-van der ;	48.344	425	van de Wiel-van der ;	28.751	425	van de Wiel-van der ;	2:03.571	2:04.158	28

DTM Assen

TT Circuit Assen, length 4555 m

04. - 06.09.2020

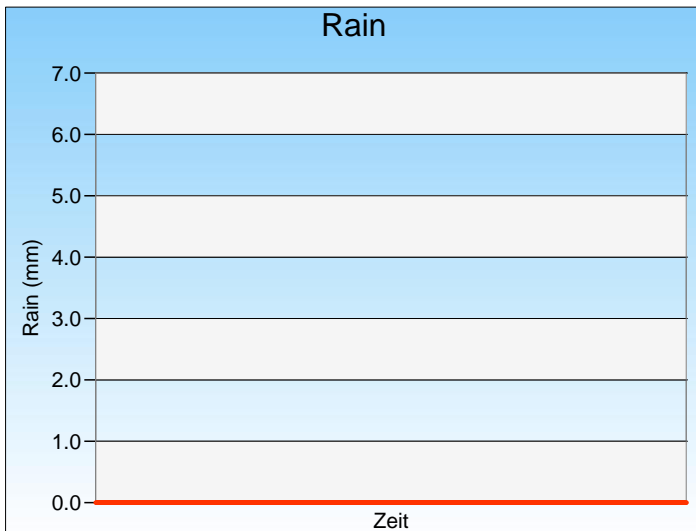
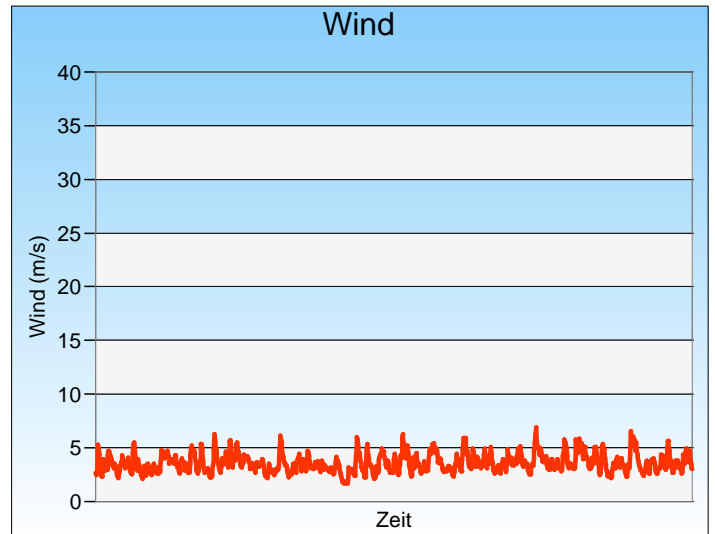
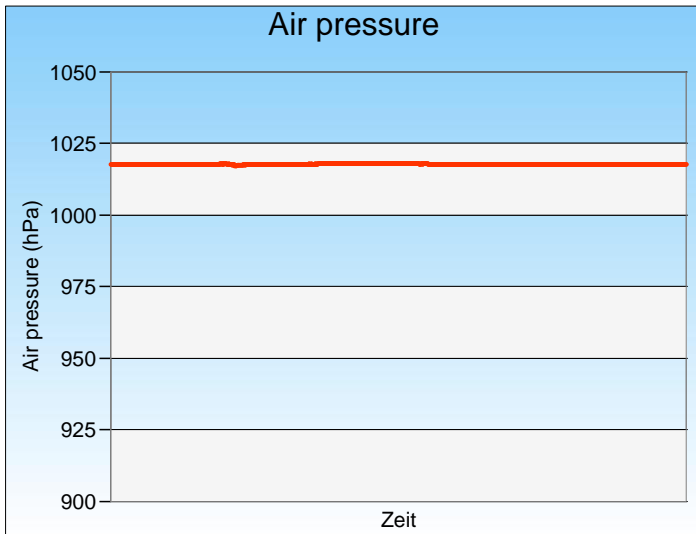
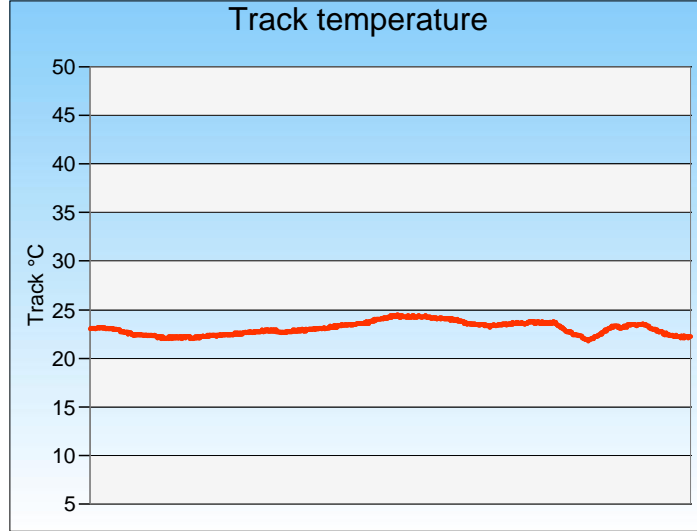
Supercar Challenge



Weather free practice 2

-Reg.No.: 0309.20.176

04.09.2020, 16:30:00 - 17:10:00



Weather:

