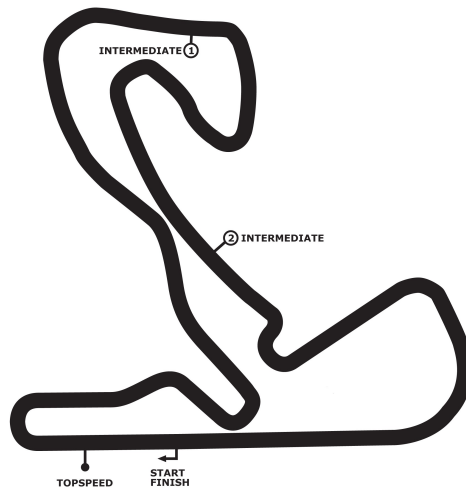




CHALLENGE
HENKBOEK
WATERPARK

DTM Zandvoort


race 2



Zandvoort 4307 m

13. - 15.07.2018

DTM Zandvoort
Zandvoort, length 4307 m
13. - 15.07.2018
Supercar Challenge



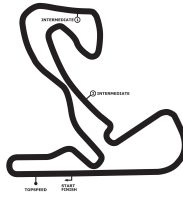
Result race 2, 15.07.2018

-Reg.No.: 0301.18.219

started : 22			classified : 20			not classified : 2						
Po ^s	No.	Cl.	Team	Sponsor	Lap	Time total	Interval	Avg. Total	fastest Avg.	at Lap		
			Driver, Place	Make								
1	202	SS1	Ferry Monster Autosport René Steenmetz / NLD	Leon Cupra TCR	31	1:02:22.964		128.417	1:48.898	2		
2	201	SS1	Febo Racing Team Dennis de Borst / NLD Stan van Oord	Leon Cupra TCR	31	1:02:23.261	00.297	128.407	1:49.263	4		
							00.297		141.907			
3	259	SS1	BS Racing Team Marcel van de Maat / NLD Peter Schreurs	BMW E46 GTR	31	1:02:31.259	08.295	128.133	1:49.383	11		
							07.998		141.751			
4	266	SS1	JW Raceservice Max Veels / NLD Jack van der Ende	Seat Sport Leon Cup Racer	31	1:02:37.504	14.540	127.920	1:50.125	4		
							06.245		140.796			
5	222	SS1	Blueberry Racing Ronald van Loon / NLD Luuk van Loon	BMW E46 M3	31	1:02:37.750	14.786	127.912	1:51.215	27		
							00.246		139.416			
6	263	SS1	Van der Kooi Racing Jan van der Kooi / NLD Pricilla Speelman	Lotus Exige	31	1:02:40.870	17.906	127.806	1:49.161	2		
							03.120		142.040			
7	210	SS1	JR Motorsport Fred Cavanagh / NLD Pieter van Soelen	BMW M3 E90	31	1:02:41.052	18.088	127.800	1:51.157	3		
							00.182		139.489			
8	381	SS2	Why Not Pitstop Racing Events Nicolas Delencre / BEL	Peugeot 308 Cup	31	1:03:19.572	56.608	126.504	1:53.174	7		
							38.520		137.003			
9	209	SS1	Topper Team Jan Marc Schulz / NLD	Porsche 996 GT3	31	1:03:24.615	1:01.651	126.336	1:53.516	7		
							05.043		136.590			
10	208	SS1	JR Motorsport Ted van Vliet / NLD	BMW E92 V8	31	1:03:25.963	1:02.999	126.292	1:51.015	9		
							01.348		139.668			
11	356	SS2	MWR Racing Remco de Beus / NLD	BMW E36 M3	31	1:04:02.932	1:39.968	125.077	1:54.441	3		
							36.969		135.486			
12	246	SS1	Stichting Euro Autosport Ruud Olij / NLD	BMW E92 M3	31	1:04:11.864	1:48.900	124.787	1:48.612	4		
							08.932		142.758			
13	402	SP	Spirit Racing Rob Nieman / NLD	Renault Clio 1.6 Turbo	30	1:02:24.119	1 Runde	124.236	1:56.031	9		
							1 Runde		133.630			
14	405	SP	Racing Team Tappel Henk Tappel / NLD Harold Wisselink	BMW Zilhouette 2.0	30	1:02:30.972	1 Runde	124.009	1:55.199	6		
							06.853		134.595			
15	404	SP	Spirit Racing Bart Drost / NLD	Renault Clio 1.6 Turbo	30	1:03:21.165	1 Runde	122.372	1:57.432	3		
							50.193		132.036			
16	403	SP	Kustlicht John v.d. Voort / NLD Sandra v.d. Sloot	Alfa 147	30	1:04:10.960	1 Runde	120.790	1:58.354	20		
							49.795		131.007			
17	245	SS1	Harders Plaza Robert van den Berg / NLD Benjamin van den Berg	BMW E90	29	59:13.337	2 Runden	126.543	1:49.457	2		
							1 Runde		141.656			
18	292	SS1	Certainty Racing Floris Dullaart / NLD Dillon Koster	Audi TCR	29	59:14.944	2 Runden	126.486	1:50.801	8		
							01.607		139.937			
19	401	SP	Traxx Racing Team Chris Voet / BEL Bart v. d. Broeck	Peugeot RCZ Cup	29	1:02:40.086	2 Runden	119.585	1:56.520	3		
							3:25.142		133.069			
20	444	SP	RDS Racing Pascal Ehlert / NLD	Renault Clio RS 3	29	1:02:47.957	2 Runden	119.335	2:01.192	24		
							07.871		127.939			

Subject to final scrutineering !

DTM Zandvoort
 Zandvoort, length 4307 m
 13. - 15.07.2018
 Supercar Challenge



Result race 2, 15.07.2018

-Reg.No.: 0301.18.219

started : 22 classified : 20 not classified : 2

Pos	No.	Cl.	Team	Driver, Place	Sponsor	Lap	Time total	Interval	Avg. GAP	fastest Total	at Avg.	at Lap
NOT CLASSIFIED												
262	ss1		Van der Kooi Racing	Roelant de Waard / NLD	Lotus Exige V6	16	32:55.148	15 Runden	125.602	1:50.752	139.999	3
355	ss2		Brightfiber Glaszevel Promotie Team	Patrick de Vreede / NLD Rogier de Leeuw	BMW E46 M3	10	19:18.731	21 Runden	133.812	1:54.146	135.837	3

fastest lap: 246 Olij Ruud 1:48.612 =142.758 km/h

CAR # 246 - 01:30 MIN. TIME PENALTY (DRIVING CONDUCT, JUMP START & OVERTAKING SAFETYCAR)
Subject to final scrutineering !

Issued:	Clerk of the Course:	Timekeeper:
---------	----------------------	-------------

DTM Zandvoort
Zandvoort, length 4307 m
13. - 15.07.2018
Supercar Challenge



Result Class race 2

-Reg.No.: 0301.18.219

POS	No	Cl.	G	Driver, Place	Team Make	Laps	Time	Gap	Int	Avg Total	Best Avg	
Sport												
Started: 6			Classified: 6			Not Classified: 0						
1	402	SP		Rob Nieman, NLD	Spirit Racing Renault Clio 1.6 Turbo	30	1:02:24.119			124.236	1:56.031	9
2	405	SP		Henk Tappel, NLD Harold Wisselink, NLD	Racing Team Tappel BMW Zilhouette 2.0	30	1:02:30.972	06.853		124.009	1:55.199	6
3	404	SP		Bart Drost, NLD	Spirit Racing Renault Clio 1.6 Turbo	30	1:03:21.165	57.046		122.372	1:57.432	3
4	403	SP		John v.d. Voort, NLD Sandra v.d. Sloot, NLD	Kustlicht Alfa 147	30	1:04:10.960	1:46.841		120.790	1:58.354	20
5	401	SP		Chris Voet, BEL Bart v. d. Broeck, BEL	Traxx Racing Team Peugeot RCZ Cup	29	1:02:40.086		1 Rd.	119.585	1:56.520	3
6	444	SP		Pascal Ehler, NLD	RDS Racing Renault Clio RS 3	29	1:02:47.957		1 Rd.	119.335	2:01.192	24

CAR # 246 - 01:30 MIN. TIME PENALTY (DRIVING CONDUCT, JUMP START & OVERTAKING SAFETYCAR)
subject to final scrutineering

Supersport 1

Started: 13			Classified: 12			Not Classified: 1						
1	202	SS1		René Steenmetz, NLD	Ferry Monster Autosport Leon Cupra TCR	31	1:02:22.964			128.417	1:48.898	2
2	201	SS1		Dennis de Borst, NLD Stan van Oord, NLD	Febo Racing Team Leon Cupra TCR	31	1:02:23.261	00.297		128.407	1:49.263	4
3	259	SS1		Marcel van de Maat, NLD Peter Schreurs, NLD	BS Racing Team BMW E46 GTR	31	1:02:31.259	08.295		128.133	1:49.383	11
4	266	SS1		Max Veels, NLD Jack van der Ende, NLD	JW Raceservice Seat Sport Leon Cup Race	31	1:02:37.504	14.540		127.920	1:50.125	4
5	222	SS1		Ronald van Loon, NLD Luuk van Loon, NLD	Blueberry Racing BMW E46 M3	31	1:02:37.750	14.786		127.912	1:51.215	27
6	263	SS1		Jan van der Kooi, NLD Pricilla Speelman, NLD	Van der Kooi Racing Lotus Exige	31	1:02:40.870	17.906		127.806	1:49.161	2
7	210	SS1		Fred Cavanagh, NLD Pieter van Soelen, NLD	JR Motorsport BMW M3 E90	31	1:02:41.052	18.088		127.800	1:51.157	3
8	209	SS1		Jan Marc Schulz, NLD	Topper Team Porsche 996 GT3	31	1:03:24.615	1:01.651		126.336	1:53.516	7
9	208	SS1		Ted van Vliet, NLD	JR Motorsport BMW E92 V8	31	1:03:25.963	1:02.999		126.292	1:51.015	9
10	246	SS1		Ruud Olij, NLD	Stichting Euro Autosport BMW E92 M3	31	1:04:11.864	1:48.900		124.787	1:48.612	4
11	245	SS1		Robert van den Berg, NLD Benjamin van den Berg, NLD	Harders Plaza BMW E90	29	59:13.337		2 Rd.	126.543	1:49.457	2
12	292	SS1		Floris Dullaart, NLD Dillon Koster, NLD	Certainty Racing Audi TCR	29	59:14.944		2 Rd.	126.486	1:50.801	8

NOT CLASSIFIED

262	SS1			Roelant de Waard, NLD	Van der Kooi Racing Lotus Exige V6	16	32:55.148		15 Rd.	125.602	1:50.752	3
-----	-----	--	--	-----------------------	---------------------------------------	----	-----------	--	--------	---------	----------	---

CAR # 246 - 01:30 MIN. TIME PENALTY (DRIVING CONDUCT, JUMP START & OVERTAKING SAFETYCAR)

DTM Zandvoort
 Zandvoort, length 4307 m
 13. - 15.07.2018
 Supercar Challenge



-Reg.No.: 0301.18.219

Result Class race 2

POS	No	Cl.	G	Driver, Place	Team Make	Laps	Time	Gap	Int	Avg Total	Best Avg
subject to final scrutineering											

Supersport 2

Started: 3

Classified: 2

Not Classified: 1

1	381	SS2	Nicolas Delencre, BEL	Why Not Pitstop Racing Events Peugeot 308 Cup	31	1:03:19.572				126.504	1:53.174 7
2	356	SS2	Remco de Beus, NLD	MWR Racing BMW E36 M3	31	1:04:02.932	43.360			125.077	1:54.441 3

NOT CLASSIFIED

355	SS2	Patrick de Vreede, NLD Rogier de Leeuw, NLD	Brightfiber Glaszevel Promotie Team BMW E46 M3	10	19:18.731	21 Rd.				133.812	1:54.146 3
-----	-----	--	---	----	-----------	--------	--	--	--	---------	------------

Fastest Lapttime: 381 Delencre Nicolas 1:53.174 = 137.003 km/h

CAR # 246 - 01:30 MIN. TIME PENALTY (DRIVING CONDUCT, JUMP START & OVERTAKING SAFETYCAR)

subject to final scrutineering

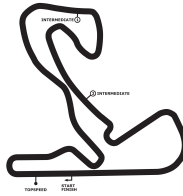
Issued:	- Clerk of the Course:	- Timekeeper:
---------	------------------------	---------------

DTM Zandvoort

Zandvoort, length 4307 m

13. - 15.07.2018

Supercar Challenge



Lap by Lap race 2, 15.07.2018

-Reg.No.: 0301.18.219

201 Dennis de Borst , Leon Cupra TCR Supersport 1 / NLD															
1	1:58.535	2	1:49.820	3	1:49.387	4	1:49.263	5	1:49.847	6	1:50.726	7	1:49.807	8	1:49.670
9	1:49.997	10	1:50.029	11	1:50.013	12	1:51.947	pit	3:16.835	14	3:51.214	15	1:51.041	16	1:49.955
17	1:52.503	18	2:36.230	19	2:46.557	20	1:53.350	21	1:52.023	22	1:50.643	23	1:51.473	24	1:50.351
25	1:49.336	26	1:49.601	27	1:50.036	28	1:49.997	29	1:50.088	30	1:50.276	31	1:52.711		

202 René Steenmetz , Leon Cupra TCR Supersport 1 / NLD															
1	1:57.909	2	1:48.898	3	1:49.691	4	1:49.982	5	1:50.121	6	1:50.639	7	1:49.435	8	1:49.084
9	1:49.968	10	1:50.502	11	1:49.208	12	1:52.742	pit	3:16.089	14	3:17.394	15	1:50.964	16	1:52.752
17	1:54.001	18	3:01.401	19	2:50.388	20	1:51.329	21	1:50.975	22	1:50.234	23	1:50.250	24	1:49.988
25	1:50.132	26	1:50.160	27	1:49.908	28	1:49.913	29	1:51.012	30	1:50.413	31	1:57.482		

208 Ted van Vliet , BMW E92 V8 Supersport 1 / NLD															
1	2:01.680	2	1:52.815	3	1:51.619	4	1:52.752	5	1:52.680	6	1:52.333	7	1:53.379	8	1:51.450
9	1:51.015	10	1:52.897	11	1:51.398	12	1:55.977	pit	2:56.481	14	3:08.420	15	1:53.449	16	1:53.172
17	1:59.427	18	2:53.080	19	2:48.238	20	1:53.716	21	1:52.629	22	1:52.623	23	1:51.786	24	1:51.542
25	1:51.523	26	1:51.894	27	1:51.424	28	1:52.398	29	1:51.583	30	2:38.459	31	1:54.124		

209 Jan Marc Schulz , Porsche 996 GT3 Supersport 1 / NLD															
1	2:02.544	2	1:53.756	3	1:54.115	4	1:55.775	5	1:54.213	6	1:54.106	7	1:53.516	8	1:53.960
9	1:55.194	10	1:55.132	11	1:54.186	12	2:04.700	pit	2:28.088	14	3:41.559	15	1:55.778	16	1:54.564
17	1:58.526	18	2:20.777	19	2:44.693	20	1:57.646	21	1:54.986	22	1:55.260	23	1:54.775	24	1:55.714
25	1:54.777	26	1:55.089	27	1:55.862	28	1:55.961	29	1:56.251	30	1:56.774	31	1:56.338		

210 Fred Cavanagh , BMW M3 E90 Supersport 1 / NLD															
1	2:00.375	2	1:52.067	3	1:51.157	4	1:51.500	5	1:51.801	6	1:52.273	7	1:52.503	8	1:51.987
9	1:51.461	10	1:53.025	11	1:52.170	12	1:55.607	pit	2:56.939	14	3:14.451	15	1:51.933	16	1:51.679
17	1:53.504	18	2:57.977	19	2:49.188	20	1:53.636	21	1:52.259	22	1:51.793	23	1:52.549	24	1:51.591
25	1:51.881	26	1:53.143	27	1:51.441	28	1:52.313	29	1:51.690	30	1:52.734	31	1:54.425		

222 Ronald van Loon , BMW E46 M3 Supersport 1 / NLD															
1	2:00.957	2	1:53.264	3	1:51.580	4	1:52.749	5	1:52.811	6	1:52.129	7	1:53.521	8	1:53.331
9	1:52.343	10	1:53.557	11	1:53.003	12	1:57.835	pit	2:51.285	14	3:33.171	15	1:52.500	16	1:51.924
17	1:53.235	18	2:36.795	19	2:47.140	20	1:53.488	21	1:53.584	22	1:52.237	23	1:51.682	24	1:51.322
25	1:51.331	26	1:52.236	27	1:51.215	28	1:52.076	29	1:51.901	30	1:51.639	31	1:51.909		

245 Robert van den Berg , BMW E90 Supersport 1 / NLD															
1	1:56.960	2	1:49.457	3	1:49.799	4	1:49.997	5	1:50.190	6	1:51.183	7	1:50.676	8	1:49.773
9	1:50.257	10	1:50.207	11	1:50.978	12	1:53.881	pit	3:17.104	14	3:09.729	15	1:51.851	16	1:52.877
17	2:13.081	18	2:46.514	19	2:47.787	20	1:55.495	21	1:53.065	22	1:52.262	23	1:52.580	24	1:51.940
25	1:51.476	26	1:51.628	27	1:51.482	28	1:51.779	29	2:09.329						

246 Ruud Olij , BMW E92 M3 Supersport 1 / NLD															
1	1:54.627	2	1:49.151	3	1:48.959	4	1:48.612	5	1:49.851	6	1:49.424	7	1:49.814	8	1:51.064
9	1:49.634	10	1:49.643	11	1:50.647	12	1:52.951	pit	3:18.036	14	3:18.008	15	1:51.736	16	1:52.999
17	1:53.443	18	3:01.599	19	2:50.649	pit	2:02.346	21	2:04.295	22	1:51.755	23	1:50.501	24	1:49.774
25	1:49.739	26	1:49.801	27	1:49.346	28	1:51.386	29	1:50.230	30	1:49.872	31	1:51.972		

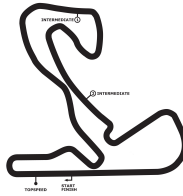
259 Marcel van de Maat , BMW E46 GTR Supersport 1 / NLD															
1	1:58.384	2	1:49.702	3	1:49.698	4	1:50.044	5	1:49.520	6	1:50.793	7	1:50.368	8	1:49.930

DTM Zandvoort

Zandvoort, length 4307 m

13. - 15.07.2018

Supercar Challenge



Lap by Lap race 2, 15.07.2018

-Reg.No.: 0301.18.219

9	1:50.659	10	1:49.775	11	1:49.383	12	1:53.822	pit	3:16.544	14	3:48.746	15	1:51.373	16	1:50.222
17	1:52.478	18	2:35.908	19	2:46.426	20	1:54.194	21	1:51.543	22	1:50.357	23	1:52.091	24	1:51.857
25	1:51.774	26	1:51.322	27	1:49.482	28	1:50.041	29	1:50.696	30	1:51.375	31	1:52.752		

262 Roelant de Waard , Lotus Exige V6 Supersport 1 / NLD

1	2:01.130	2	1:52.006	3	1:50.752	4	2:14.175	5	1:54.814	6	1:51.505	7	1:52.151	8	1:52.435
9	1:51.932	10	1:55.082	11	1:51.889	12	2:03.715	pit	2:28.611	14	3:31.034	15	1:51.814	16	1:52.103

263 Jan van der Kooi , Lotus Exige Supersport 1 / NLD

1	1:55.119	2	1:49.161	3	1:49.284	4	1:49.225	5	1:49.983	6	1:50.706	7	1:50.456	8	1:51.041
9	1:50.537	10	1:51.286	11	1:50.033	12	1:54.949	pit	3:15.568	14	3:49.651	15	1:53.382	16	1:51.371
17	1:53.549	18	2:33.264	19	2:45.540	20	1:54.291	21	1:52.848	22	1:52.083	23	1:51.539	24	1:52.206
25	1:51.360	26	1:51.795	27	1:51.575	28	1:51.195	29	1:51.897	30	1:53.042	31	1:52.934		

266 Max Veels , Seat Sport Leon Cup Racer Supersport 1 / NLD

1	1:59.267	2	1:51.051	3	1:50.309	4	1:50.125	5	1:50.555	6	1:50.505	7	1:50.459	8	1:50.419
9	1:50.748	10	1:50.995	11	1:50.429	12	1:52.741	pit	3:13.811	14	3:10.175	15	1:52.170	16	1:52.036
17	1:54.336	18	3:01.675	19	2:49.638	20	1:53.195	21	1:51.998	22	1:51.939	23	1:51.907	24	1:52.303
25	1:51.860	26	1:52.102	27	1:51.795	28	1:51.770	29	1:52.018	30	1:51.915	31	1:53.258		

292 Floris Dullaart , Audi TCR Supersport 1 / NLD

1	2:05.554	2	1:51.828	3	1:53.057	4	1:51.173	5	1:50.877	6	1:51.687	7	1:51.500	8	1:50.801
9	1:50.813	10	1:51.708	11	1:51.508	12	1:58.670	pit	2:55.853	14	3:34.654	15	1:52.268	16	1:51.560
17	1:53.692	18	2:38.171	19	2:47.214	20	1:53.604	21	1:53.212	22	1:52.567	23	1:52.523	24	1:55.686
25	1:52.964	26	1:53.147	27	1:51.610	28	1:51.842	pit	2:05.201						

355 Patrick de Vreede , BMW E46 M3 Supersport 2 / NLD

1	2:03.820	2	1:54.716	3	1:54.146	4	1:54.243	5	1:54.769	6	1:54.905	7	1:54.481	8	1:54.197
9	1:54.479	10	1:58.975												

356 Remco de Beus , BMW E36 M3 Supersport 2 / NLD

1	2:06.145	2	1:55.156	3	1:54.441	4	1:55.609	5	1:54.774	6	1:55.139	7	1:55.474	8	1:56.155
9	1:55.815	10	1:56.527	11	1:55.771	12	2:02.328	pit	2:22.972	14	3:35.959	15	1:55.985	16	1:57.020
17	1:58.227	18	2:18.175	19	2:44.022	20	1:57.044	21	1:57.039	22	1:56.787	23	1:57.054	24	1:56.741
25	1:56.971	26	1:57.131	27	1:57.508	28	1:58.656	29	2:01.753	30	2:03.036	31	2:07.518		

381 Nicolas Delencre , Peugeot 308 Cup Supersport 2 / BEL

1	2:03.125	2	1:53.817	3	1:53.926	4	1:55.435	5	1:54.584	6	1:54.492	7	1:53.174	8	1:53.959
9	1:55.232	10	1:55.081	11	1:54.799	12	2:04.994	pit	2:29.479	14	3:31.243	15	1:54.858	16	1:56.187
17	1:58.036	18	2:27.331	19	2:45.212	20	1:55.529	21	1:54.211	22	1:55.051	23	1:54.382	24	1:54.817
25	1:55.170	26	1:54.869	27	1:55.166	28	1:55.869	29	1:56.101	30	1:55.830	31	1:57.613		

401 Chris Voet , Peugeot RCZ Cup Sport / BEL

1	2:08.532	2	1:57.276	3	1:56.520	4	1:57.410	5	1:57.222	6	1:57.113	7	1:56.956	8	1:57.544
9	1:56.812	10	1:56.695	11	1:57.670	12	1:58.727	13	1:57.436	pit	2:59.485	15	3:49.914	16	2:05.320
17	2:52.588	18	2:49.055	19	2:10.159	20	2:03.278	21	2:02.376	22	2:01.993	23	2:01.428	24	2:01.081
25	2:00.702	26	2:01.462	27	2:00.846	28	2:01.593	29	2:02.893						

402 Rob Nieman , Renault Clio 1.6 Turbo Sport / NLD


1	2:07.713	2	1:56.227	3	1:56.066	4	1:56.732	5	1:56.466	6	1:56.218	7	1:56.246	8	1:56.218
---	----------	---	----------	---	----------	---	----------	---	----------	---	----------	---	----------	---	----------

DTM Zandvoort

Zandvoort, length 4307 m

13. - 15.07.2018

Supercar Challenge



Lap by Lap race 2, 15.07.2018

-Reg.No.: 0301.18.219

9	1:56.031	10	1:56.099	11	1:57.021	12	2:03.944	pit	2:13.109	14	3:37.345	15	1:57.380	16	1:57.979
17	1:59.004	18	2:15.020	19	2:42.573	20	1:59.104	21	1:58.424	22	1:59.780	23	1:59.847	24	1:59.840
25	1:58.980	26	1:59.392	27	1:59.713	28	2:01.226	29	2:00.118	30	2:10.304				

403 John v.d. Voort , Alfa 147 Sport / NLD

1	2:11.439	2	2:01.019	3	2:03.566	4	2:03.489	5	2:03.363	6	2:03.495	7	2:03.915	8	2:05.609
9	2:28.149	10	2:06.842	11	2:07.061	pit	2:25.779	13	3:33.048	14	2:01.464	15	1:58.785	16	2:01.901
17	2:14.944	18	2:42.883	19	1:59.177	20	1:58.354	21	1:58.901	22	1:58.995	23	1:59.265	24	1:59.332
25	1:59.331	26	1:59.908	27	1:59.388	28	1:59.475	29	2:00.676	30	2:01.407				

404 Bart Drost , Renault Clio 1.6 Turbo Sport / NLD

1	2:11.522	2	1:58.449	3	1:57.432	4	1:58.870	5	1:58.826	6	1:58.794	7	1:58.311	8	1:58.540
9	1:58.291	10	1:58.530	11	2:00.133	12	2:07.749	pit	2:08.409	14	3:21.517	15	1:59.437	16	1:59.017
17	2:00.288	18	2:02.133	19	2:42.090	20	2:00.889	21	2:00.671	22	1:58.792	23	1:59.098	24	1:59.368
25	1:59.007	26	1:59.562	27	2:00.721	28	1:59.581	pit	2:13.124	30	2:52.014				

405 Henk Tappel , BMW Zilhouette 2.0 Sport / NLD

1	2:07.831	2	1:56.463	3	1:56.247	4	1:56.317	5	1:57.508	6	1:55.199	7	1:56.395	8	1:56.161
9	1:56.739	10	1:55.337	11	1:57.090	12	2:04.659	pit	2:14.228	14	3:28.987	15	1:58.372	16	1:58.309
17	2:00.521	18	2:16.310	19	2:43.224	20	1:58.344	21	1:57.695	pit	2:06.427	23	2:09.577	24	1:58.579
25	1:59.163	26	2:00.675	27	2:00.267	28	1:59.831	29	2:01.232	30	2:03.285				

444 Pascal Ehlert , Renault Clio RS 3 Sport / NLD

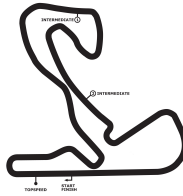
1	2:14.850	2	2:05.334	3	2:06.653	4	2:06.120	5	2:04.997	6	2:04.006	7	2:03.894	8	2:04.611
9	2:04.955	10	2:03.293	11	2:09.427	12	2:18.116	pit	3:07.710	14	3:20.402	15	2:05.303	16	2:05.936
17	2:05.821	18	2:09.091	19	2:02.552	20	2:03.520	21	2:01.853	22	2:02.402	23	2:02.198	24	2:01.192
25	2:01.549	26	2:01.985	27	2:02.422	28	2:02.138	29	2:05.627						

DTM Zandvoort

Zandvoort, length 4307 m

13. - 15.07.2018

Supercar Challenge



Lap Analysis race 2, 15.07.2018

-Reg.No.: 0301.18.219

201 Dennis de Borst , Leon Cupra TCR Supersport 1 / NLD

theoretical besttime: 1:48.756

Lap	Time	S1	V1	S2	V2	S3	V3	Vmax	Lap	Time	S1	V1	S2	V2	S3	V3	Vmax
1	1:58.535	56.142	176	29.549	192	32.844	213		17	1:52.503	49.213	166	29.547	174	33.743	213	224
2	1:49.820	48.695	176	28.641	189	32.484	217	223	18	2:36.230	54.099	83	45.095	75	57.036	89	206
3	1:49.387	48.371	178	28.503	192	32.513	210	214	19	2:46.557	1:21.204	86	45.428	109	39.925	205	86
4	1:49.263	47.769	178	28.813	190	32.681	215	218	20	1:53.350	50.641	167	29.402	181	33.307	217	205
5	1:49.847	47.940	178	28.796	191	33.111	216	220	21	1:52.023	49.097	175	28.907	191	34.019	214	222
6	1:50.726	48.675	176	28.899	191	33.152	213	221	22	1:50.643	48.745	174	28.831	189	33.067	217	221
7	1:49.807	48.350	178	28.705	191	32.752	214	220	23	1:51.473	49.173	175	29.348	189	32.952	217	220
8	1:49.670	48.144	177	28.831	190	32.695	216	223	24	1:50.351	48.832	175	28.767	190	32.752	216	214
9	1:49.997	48.703	176	28.753	190	32.541	217	205	25	1:49.336	48.042	178	28.724	191	32.570	217	222
10	1:50.029	48.611	177	28.680	190	32.738	217	211	26	1:49.601	48.114	177	28.940	191	32.547	216	225
11	1:50.013	48.572	176	28.851	193	32.590	218	215	27	1:50.036	48.143	176	29.045	191	32.848	217	224
12	1:51.947	48.276	177	29.002	178	34.669	196	227	28	1:49.997	48.261	174	28.958	192	32.778	217	224
13	3:16.835	1:11.605	77	46.542	79			165	29	1:50.088	48.223	179	29.168	190	32.697	219	223
14	3:51.214	2:44.781	137	31.065	158	35.368	187		30	1:50.276	48.611	174	28.838	192	32.827	217	226
15	1:51.041	48.766	176	29.194	188	33.081	212	205	31	1:52.711	49.051	165	29.330	181	34.330	201	224
16	1:49.955	48.103	179	29.066	190	32.786	217	220									

202 René Steenmetz , Leon Cupra TCR Supersport 1 / NLD

theoretical besttime: 1:48.632

Lap	Time	S1	V1	S2	V2	S3	V3	Vmax	Lap	Time	S1	V1	S2	V2	S3	V3	Vmax
1	1:57.909	55.143	174	29.800	190	32.966	214		17	1:54.001	50.501	177	29.550	175	33.950	196	222
2	1:48.898	48.102	179	28.494	191	32.302	217	224	18	3:01.401	1:17.571	91	45.997	88	57.833	89	140
3	1:49.691	48.241	179	28.641	190	32.809	214	226	19	2:50.388	1:20.511	97	45.150	93	44.727	188	89
4	1:49.982	48.489	174	28.874	190	32.619	217	223	20	1:51.329	49.541	174	28.917	189	32.871	214	205
5	1:50.121	48.060	176	28.999	191	33.062	214	227	21	1:50.975	48.864	177	28.854	191	33.257	214	220
6	1:50.639	48.582	177	28.866	192	33.191	214	224	22	1:50.234	48.562	176	28.923	190	32.749	217	223
7	1:49.435	48.121	178	28.521	191	32.793	217	223	23	1:50.250	48.573	179	28.776	190	32.901	215	224
8	1:49.084	47.836	180	28.560	191	32.688	216	227	24	1:49.988	48.473	175	28.692	189	32.823	215	223
9	1:49.968	48.477	178	28.826	192	32.665	216	227	25	1:50.132	48.477	177	28.707	189	32.948	217	223
10	1:50.502	48.750	180	28.587	192	33.165	216	225	26	1:50.160	48.630	176	28.817	193	32.713	217	223
11	1:49.208	47.960	180	28.741	191	32.507	217	225	27	1:49.908	48.130	176	28.892	190	32.886	217	225
12	1:52.742	48.030	179	29.119	174	35.593	192	225	28	1:49.913	48.206	180	28.908	191	32.799	217	224
13	3:16.089	1:11.720	79	45.340	81			175	29	1:51.012	48.337	172	29.525	191	33.150	215	225
14	3:17.394	2:12.889	162	30.256	156	34.249	206		30	1:50.413	48.515	177	28.889	190	33.009	215	224
15	1:50.964	48.895	176	29.011	191	33.058	214	220	31	1:57.482	48.502	177	29.096	186	39.884	174	222
16	1:52.752	48.946	171	29.455	188	34.351	213	221									

208 Ted van Vliet , BMW E92 V8 Supersport 1 / NLD

theoretical besttime: 1:50.745

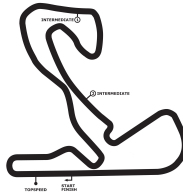
Lap	Time	S1	V1	S2	V2	S3	V3	Vmax	Lap	Time	S1	V1	S2	V2	S3	V3	Vmax
1	2:01.680	58.415	171	29.306	177	33.959	217		17	1:59.427	51.866	171	30.637	150	36.924	175	
2	1:52.815	50.308	175	29.328	191	33.179	222		18	2:53.080	1:09.257	77	45.762	83	58.061	86	
3	1:51.619	49.433	176	28.941	194	33.245	217		19	2:48.238	1:20.448	88	45.792	96	41.998	198	
4	1:52.752	50.002	177	29.210	188	33.540	221		20	1:53.716	50.425	175	29.438	181	33.853	223	
5	1:52.680	49.780	176	29.122	190	33.778	221		21	1:52.629	49.452	175	29.307	194	33.870	224	
6	1:52.333	49.733	178	29.215	190	33.385	221		22	1:52.623	49.475	165	29.594	194	33.554	221	
7	1:53.379	50.366	174	29.256	189	33.757	217		23	1:51.786	49.555	176	29.105	194	33.126	209	
8	1:51.450	49.464	174	28.903	192	33.083	220		24	1:51.542	49.137	174	29.108	187	33.297	221	
9	1:51.015	48.759	177	29.028	193	33.228	221		25	1:51.523	48.979	177	28.961	195	33.583	221	
10	1:52.897	50.560	174	29.062	194	33.275	222		26	1:51.894	49.257	176	29.106	184	33.531	224	
11	1:51.398	49.219	178	29.033	197	33.146	223		27	1:51.424	49.046	178	29.078	192	33.300	221	
12	1:55.977	49.091	170	30.724	138	36.162	214		28	1:52.398	49.542	177	28.996	196	33.860	220	
13	2:56.481	50.823	153	42.472	73				29	1:51.583	49.372	178	28.993	195	33.218	224	
14	3:08.420	2:01.972	170	31.679	168	34.769	221		30	2:38.459	49.086	177	1:14.771	176	34.602	211	
15	1:53.449	49.866	176	29.224	193	34.359	216		31	1:54.124	50.311	168	29.931	193	33.882	220	
16	1:53.172	49.583	174	30.069	190	33.520	220										

DTM Zandvoort

Zandvoort, length 4307 m

13. - 15.07.2018

Supercar Challenge



Lap Analysis race 2, 15.07.2018

-Reg.No.: 0301.18.219

209 Jan Marc Schulz , Porsche 996 GT3 Supersport 1 / NLD										theoretical besttime: 1:53.005								
Lap	Time	S1	V1	S2	V2	S3	V3	Vmax		Lap	Time	S1	V1	S2	V2	S3	V3	Vmax
1	2:02.544	58.757	169	29.488	182	34.299	220			17	1:58.526	52.135	166	30.776	172	35.615	208	212
2	1:53.756	50.001	176	29.464	188	34.291	220	219		18	2:20.777	52.779	168	33.635	114	54.363	96	196
3	1:54.115	49.706	177	29.958	192	34.451	215	220		19	2:44.693	1:20.748	87	45.298	113	38.647	209	77
4	1:55.775	51.238	176	30.066	193	34.471	213	213		20	1:57.646	52.783	162	30.356	186	34.507	220	212
5	1:54.213	50.476	174	29.670	193	34.067	219	214		21	1:54.986	50.843	172	30.044	195	34.099	222	206
6	1:54.106	50.470	173	29.651	195	33.985	221	216		22	1:55.260	51.092	173	29.715	194	34.453	220	212
7	1:53.516	49.991	174	29.597	191	33.928	218	218		23	1:54.775	50.768	172	29.730	193	34.277	218	212
8	1:53.960	50.472	172	29.602	198	33.886	219	212		24	1:55.714	51.599	170	29.883	196	34.232	219	215
9	1:55.194	50.650	173	30.245	192	34.299	220	216		25	1:54.777	50.887	174	29.806	192	34.084	220	212
10	1:55.132	50.799	176	30.431	189	33.902	220	209		26	1:55.089	50.658	173	29.926	191	34.505	219	221
11	1:54.186	50.327	174	29.413	194	34.446	220	212		27	1:55.862	50.946	170	30.461	190	34.515	217	214
12	2:04.700	52.293	163	31.741	137	40.666	178	218		28	1:55.961	51.089	171	30.195	193	34.677	220	212
13	2:28.088	53.971	141	32.889	136			177		29	1:56.251	51.230	172	30.374	190	34.647	219	209
14	3:41.559	2:35.735	133	31.218	166	34.606	219			30	1:56.774	51.383	172	30.714	190	34.677	220	214
15	1:55.778	50.419	174	30.127	189	35.232	220	205		31	1:56.338	51.414	171	30.037	188	34.887	217	212
16	1:54.564	50.526	172	29.722	192	34.316	217	217										

210 Fred Cavanagh , BMW M3 E90 Supersport 1 / NLD										theoretical besttime: 1:50.794								
Lap	Time	S1	V1	S2	V2	S3	V3	Vmax		Lap	Time	S1	V1	S2	V2	S3	V3	Vmax
1	2:00.375	56.849	165	29.661	188	33.865	214			17	1:53.504	49.535	175	30.049	183	33.920	214	227
2	1:52.067	49.331	164	29.293	192	33.443	212	223		18	2:57.977	1:14.002	83	46.063	83	57.912	91	167
3	1:51.157	48.850	176	28.932	193	33.375	214	222		19	2:49.188	1:20.561	86	45.231	98	43.396	183	89
4	1:51.500	49.078	170	28.915	192	33.507	213	224		20	1:53.636	50.374	173	29.404	177	33.858	217	206
5	1:51.801	48.966	173	29.314	192	33.521	214	222		21	1:52.259	49.183	175	29.418	189	33.658	215	218
6	1:52.273	49.149	168	29.185	192	33.939	214	224		22	1:51.793	48.940	176	29.021	182	33.832	214	222
7	1:52.503	49.081	173	29.544	192	33.878	212	217		23	1:52.549	49.183	172	29.869	193	33.497	216	222
8	1:51.987	49.254	174	28.933	191	33.800	212	223		24	1:51.591	48.639	176	29.347	180	33.605	217	227
9	1:51.461	49.067	173	29.047	192	33.347	215	224		25	1:51.881	48.966	174	29.291	182	33.624	216	216
10	1:53.025	50.474	172	29.001	193	33.550	214	221		26	1:53.143	49.068	177	30.273	168	33.802	217	226
11	1:52.170	49.180	173	29.200	192	33.790	213	224		27	1:51.441	48.960	177	29.071	188	33.410	220	223
12	1:55.607	49.086	171	30.753	162	35.768	210	219		28	1:52.313	49.462	174	29.045	194	33.806	217	227
13	2:56.939	51.581	158	44.200	67			215		29	1:51.690	49.291	174	29.045	195	33.354	216	226
14	3:14.451	2:09.306	159	30.594	177	34.551	212			30	1:52.734	48.841	176	29.358	196	34.535	218	224
15	1:51.933	49.253	174	29.030	194	33.650	214	223		31	1:54.425	48.796	173	28.808	195	36.821	179	227
16	1:51.679	49.037	172	29.128	194	33.514	214	225										


222 Ronald van Loon , BMW E46 M3 Supersport 1 / NLD										theoretical besttime: 1:50.787								
Lap	Time	S1	V1	S2	V2	S3	V3	Vmax		Lap	Time	S1	V1	S2	V2	S3	V3	Vmax
1	2:00.957	57.450	168	29.374	189	34.133	214			17	1:53.235	49.467	172	29.881	182	33.887	214	223
2	1:53.264	50.411	172	29.110	191	33.743	212	223		18	2:36.795	54.158	87	45.571	73	57.066	87	215
3	1:51.580	49.022	172	29.153	192	33.405	212	224		19	2:47.140	1:20.886	83	45.645	107	40.609	207	86
4	1:52.749	48.927	175	30.187	182	33.635	212	225		20	1:53.488	50.385	174	29.469	190	33.634	218	210
5	1:52.811	49.459	174	29.312	190	34.040	212	222		21	1:53.584	50.032	172	29.922	189	33.630	217	223
6	1:52.129	49.236	173	29.329	190	33.564	212	223		22	1:52.237	48.974	172	29.447	190	33.816	217	223
7	1:53.521	49.497	170	29.817	186	34.207	211	223		23	1:51.682	48.933	176	29.331	189	33.418	214	223
8	1:53.331	50.416	172	29.177	192	33.738	212	215		24	1:51.322	48.657	175	29.258	194	33.407	217	223
9	1:52.343	49.316	174	29.179	191	33.848	212	224		25	1:51.331	48.586	179	29.403	192	33.342	217	222
10	1:53.557	49.658	167	29.749	190	34.150	213	223		26	1:52.236	49.029	178	29.928	190	33.279	215	224
11	1:53.003	49.549	172	29.382	191	34.072	212	223		27	1:51.215	48.779	177	29.172	193	33.264	220	224
12	1:57.835	51.279	158	30.555	157	36.001	208	221		28	1:52.076	49.412	174	29.175	192	33.489	218	226
13	2:51.285	51.272	162	36.021	71			218		29	1:51.901	49.664	175	29.146	195	33.091	223	229
14	3:33.171	2:29.023	144	30.404	188	33.744	215			30	1:51.639	48.859	174	29.636	193	33.144	217	226
15	1:52.500	49.109	175	29.932	190	33.459	214	221		31	1:51.909	48.728	178	29.187	191	33.994	216	223
16	1:51.924	48.648	174	29.600	191	33.676	214	224										

DTM Zandvoort

Zandvoort, length 4307 m

13. - 15.07.2018

Supercar Challenge



Lap Analysis race 2, 15.07.2018

-Reg.No.: 0301.18.219

245 Robert van den Berg, BMW E90 Supersport 1 / NLD

theoretical besttime: 1:49.335

Lap	Time	S1	V1	S2	V2	S3	V3	Vmax	Lap	Time	S1	V1	S2	V2	S3	V3	Vmax
1	1:56.960	55.370	170	29.069	191	32.521	215		16	1:52.877	48.960	170	29.485	191	34.432	212	223
2	1:49.457	48.094	173	28.785	193	32.578	215	226	17	2:13.081	1:09.121	170	29.939	187	34.021	212	224
3	1:49.799	48.196	174	28.840	190	32.763	214	226	18	2:46.514	1:02.740	77	46.413	72	57.361	84	209
4	1:49.997	48.435	172	28.891	192	32.671	213	223	19	2:47.787	1:20.861	85	45.309	94	41.617	194	99
5	1:50.190	48.170	172	28.894	192	33.126	214	223	20	1:55.495	51.484	174	30.249	187	33.762	215	212
6	1:51.183	48.515	173	28.848	191	33.820	211	223	21	1:53.065	50.138	175	29.246	189	33.681	216	226
7	1:50.676	48.930	172	28.720	191	33.026	217	221	22	1:52.262	49.151	174	29.129	189	33.982	215	223
8	1:49.773	48.196	174	28.763	193	32.814	217	227	23	1:52.580	50.072	171	28.842	184	33.666	214	222
9	1:50.257	48.782	172	28.753	193	32.722	217	219	24	1:51.940	48.830	170	29.043	189	34.067	214	223
10	1:50.207	48.515	173	28.867	194	32.825	217	225	25	1:51.476	48.872	176	28.982	191	33.622	215	223
11	1:50.978	48.232	169	29.915	192	32.831	216	228	26	1:51.628	48.720	175	29.368	190	33.540	216	218
12	1:53.881	48.264	173	30.335	131	35.282	210	226	27	1:51.482	48.939	177	29.145	191	33.398	217	223
13	3:17.104	1:09.659	81	47.003	60			208	28	1:51.779	48.775	176	29.211	190	33.793	217	223
14	3:09.729	2:03.766	164	30.691	151	35.272	208		29	2:09.329	1:06.230	172	29.095	188	34.004	201	219
15	1:51.851	48.857	171	29.185	190	33.809	212	220									

246 Ruud Olij, BMW E92 M3 Supersport 1 / NLD

theoretical besttime: 1:48.481

Lap	Time	S1	V1	S2	V2	S3	V3	Vmax	Lap	Time	S1	V1	S2	V2	S3	V3	Vmax
1	1:54.627	53.222	179	28.892	197	32.513	218		17	1:53.443	49.648	182	29.558	187	34.237	187	224
2	1:49.151	48.027	183	28.606	197	32.518	219	228	18	3:01.599	1:17.825	90	46.054	92	57.720	92	141
3	1:48.959	47.511	183	28.457	197	32.991	216	228	19	2:50.649	1:20.624	95	45.215	89	44.810	166	93
4	1:48.612	47.532	183	28.480	196	32.600	217	227	20	2:02.346	50.356	174	29.415	195			194
5	1:49.851	47.611	181	28.952	193	33.288	217	228	21	2:04.295	1:01.326	182	28.773	191	34.196	220	
6	1:49.424	47.947	184	28.682	197	32.795	218	228	22	1:51.755	49.292	179	29.018	198	33.445	217	229
7	1:49.814	47.813	183	28.727	196	33.274	217	229	23	1:50.501	48.481	180	28.928	197	33.092	218	229
8	1:51.064	48.278	178	29.392	189	33.394	217	226	24	1:49.774	48.259	182	28.671	197	32.844	219	230
9	1:49.634	48.046	180	28.577	197	33.011	217	227	25	1:49.739	48.296	183	28.572	196	32.871	220	208
10	1:49.643	47.937	180	28.853	196	32.853	217	226	26	1:49.801	48.033	174	28.754	198	33.014	214	230
11	1:50.647	48.920	180	28.621	198	33.106	218	228	27	1:49.346	47.893	183	28.630	197	32.823	223	226
12	1:52.951	47.885	181	29.534	155	35.532	188	227	28	1:51.386	48.957	174	28.936	187	33.493	220	219
13	3:18.036	1:13.425	85	46.015	86			174	29	1:50.230	48.206	183	28.923	194	33.101	220	228
14	3:18.008	2:13.145	166	30.016	151	34.847	216		30	1:49.872	47.668	184	29.184	195	33.020	220	231
15	1:51.736	48.927	172	29.270	195	33.539	210	221	31	1:51.972	48.114	177	29.188	194	34.670	205	232
16	1:52.999	49.103	171	29.480	191	34.416	217	217									

259 Marcel van de Maat, BMW E46 GTR Supersport 1 / NLD

theoretical besttime: 1:48.808

Lap	Time	S1	V1	S2	V2	S3	V3	Vmax	Lap	Time	S1	V1	S2	V2	S3	V3	Vmax
1	1:58.384	56.016	176	29.220	194	33.148	214		17	1:52.478	49.503	163	29.260	181	33.715	206	222
2	1:49.702	48.608	177	28.509	193	32.585	213	216	18	2:35.908	53.990	84	45.023	77	56.895	93	167
3	1:49.698	48.242	178	28.334	193	33.122	211	224	19	2:46.426	1:21.196	85	45.616	109	39.614	204	84
4	1:50.044	48.648	177	28.432	191	32.964	214	220	20	1:54.194	50.576	170	29.833	182	33.785	219	202
5	1:49.520	48.306	176	28.396	195	32.818	217	225	21	1:51.543	49.155	179	28.844	188	33.544	219	224
6	1:50.793	48.774	176	28.717	189	33.302	213	223	22	1:50.357	48.629	177	28.888	192	32.840	217	224
7	1:50.368	48.906	178	28.364	185	33.098	220	209	23	1:52.091	48.956	176	29.788	184	33.347	216	216
8	1:49.930	48.425	178	28.505	186	33.000	218	223	24	1:51.857	48.834	174	29.427	188	33.596	214	223
9	1:50.659	49.692	178	28.401	193	32.566	217	217	25	1:51.774	48.792	167	29.315	189	33.667	215	217
10	1:49.775	48.512	179	28.465	192	32.798	218	223	26	1:51.322	49.009	175	29.298	188	33.015	218	221
11	1:49.383	48.136	175	28.681	194	32.566	217	224	27	1:49.482	48.141	179	28.631	193	32.710	214	225
12	1:53.822	47.996	176	31.099	129	34.727	204	225	28	1:50.041	48.464	179	28.776	192	32.801	212	219
13	3:16.544	1:10.266	81	46.998	70			196	29	1:50.696	48.924	176	28.835	192	32.937	215	217
14	3:48.746	2:42.972	136	31.238	156	34.536	207		30	1:51.375	49.052	171	28.943	191	33.380	214	214
15	1:51.373	49.752	180	29.143	192	32.478	217	192	31	1:52.752	49.456	172	28.812	187	34.484	150	209
16	1:50.222	48.350	178	28.917	192	32.955	216	205									

DTM Zandvoort

Zandvoort, length 4307 m

13. - 15.07.2018

Supercar Challenge



Lap Analysis race 2, 15.07.2018

-Reg.No.: 0301.18.219

262 Roelant de Waard , Lotus Exige V6 Supersport 1 / NLD

theoretical besttime: 1:50.605

Lap	Time	S1	V1	S2	V2	S3	V3	Vmax	Lap	Time	S1	V1	S2	V2	S3	V3	Vmax
1	2:01.130	57.785	171	29.404	187	33.941	226		9	1:51.932	48.999	173	29.227	202	33.706	222	232
2	1:52.006	49.638	176	29.072	199	33.296	222	234	10	1:55.082	51.823	167	29.627	199	33.632	221	233
3	1:50.752	48.918	176	28.693	200	33.141	225	232	11	1:51.889	48.832	178	28.798	197	34.259	223	232
4	2:14.175	49.239	178	50.314	158	34.622	220	235	12	2:03.715	51.244	159	31.531	132	40.940	176	233
5	1:54.814	51.321	173	29.439	188	34.054	219	221	13	2:28.611	53.861	139	33.012	138			175
6	1:51.505	48.771	178	29.033	201	33.701	220	231	14	3:31.034	2:26.827	158	30.082	191	34.125	218	
7	1:52.151	49.442	179	28.971	200	33.738	219	232	15	1:51.814	49.107	179	29.066	201	33.641	223	230
8	1:52.435	49.492	175	29.093	201	33.850	220	230	16	1:52.103	49.382	177	29.176	202	33.545	222	233

263 Jan van der Kooi , Lotus Exige Supersport 1 / NLD

theoretical besttime: 1:48.917

Lap	Time	S1	V1	S2	V2	S3	V3	Vmax	Lap	Time	S1	V1	S2	V2	S3	V3	Vmax
1	1:55.119	53.532	176	28.812	191	32.775	216		17	1:53.549	49.595	170	29.621	182	34.333	212	219
2	1:49.161	48.205	174	28.343	192	32.613	217	225	18	2:33.264	51.226	113	45.117	74	56.921	100	214
3	1:49.284	48.150	176	28.256	195	32.878	214	227	19	2:45.540	1:21.009	94	45.202	115	39.329	205	85
4	1:49.225	48.048	175	28.316	194	32.861	214	223	20	1:54.291	50.622	170	29.825	185	33.844	215	203
5	1:49.983	48.259	176	28.481	193	33.243	214	223	21	1:52.848	49.829	171	29.436	188	33.583	216	221
6	1:50.706	48.734	171	28.992	192	32.980	214	222	22	1:52.083	49.122	166	29.367	186	33.594	217	223
7	1:50.456	48.688	176	28.593	193	33.175	213	220	23	1:51.539	49.413	174	28.957	187	33.169	217	220
8	1:51.041	48.688	175	28.729	192	33.624	209	221	24	1:52.206	48.999	172	29.240	187	33.967	212	221
9	1:50.537	48.878	174	28.853	194	32.806	214	215	25	1:51.360	48.761	176	29.105	190	33.494	212	221
10	1:51.286	48.551	176	29.096	177	33.639	216	218	26	1:51.795	48.895	176	29.294	189	33.606	215	222
11	1:50.033	48.541	176	28.776	194	32.716	216	219	27	1:51.575	48.748	177	29.393	189	33.434	214	222
12	1:54.949	49.012	173	30.593	135	35.344	207	222	28	1:51.195	48.744	176	29.140	189	33.311	214	221
13	3:15.568	1:09.830	79	46.815	76			202	29	1:51.897	49.403	174	29.214	189	33.280	215	222
14	3:49.651	2:42.975	146	30.964	166	35.712	190		30	1:53.042	49.112	174	30.409	182	33.521	215	218
15	1:53.382	49.941	172	29.906	187	33.535	214	205	31	1:52.934	49.613	177	29.169	189	34.152	211	219
16	1:51.371	48.760	173	29.308	189	33.303	215	220									

266 Max Veels , Seat Sport Leon Cup Racer Supersport 1 / NLD

theoretical besttime: 1:50.009

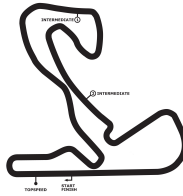
Lap	Time	S1	V1	S2	V2	S3	V3	Vmax	Lap	Time	S1	V1	S2	V2	S3	V3	Vmax
1	1:59.267	56.413	169	29.835	186	33.019	209		17	1:54.336	50.446	172	29.734	163	34.156	187	212
2	1:51.051	49.146	169	28.947	185	32.958	210	214	18	3:01.675	1:17.641	85	46.070	85	57.964	85	138
3	1:50.309	48.786	173	28.725	186	32.798	211	218	19	2:49.638	1:20.623	85	44.915	97	44.100	187	99
4	1:50.125	48.501	173	28.835	186	32.789	210	220	20	1:53.195	50.133	172	29.575	185	33.487	208	202
5	1:50.555	48.738	172	28.797	187	33.020	212	219	21	1:51.998	49.381	174	29.469	184	33.148	209	213
6	1:50.505	48.682	171	28.887	186	32.936	211	220	22	1:51.939	49.430	174	29.201	185	33.308	210	214
7	1:50.459	48.786	174	28.890	188	32.783	212	221	23	1:51.907	49.516	174	29.232	185	33.159	210	212
8	1:50.419	48.743	174	28.744	187	32.932	211	221	24	1:52.303	49.469	173	29.607	184	33.227	212	217
9	1:50.748	48.827	173	29.020	187	32.901	212	220	25	1:51.860	49.302	174	29.412	184	33.146	211	215
10	1:50.995	49.324	174	28.824	188	32.847	211	215	26	1:52.102	49.390	174	29.597	185	33.115	209	212
11	1:50.429	48.814	174	28.767	187	32.848	210	220	27	1:51.795	49.453	173	29.267	184	33.075	212	215
12	1:52.741	48.895	174	29.505	163	34.341	207	218	28	1:51.770	49.384	174	29.272	184	33.114	210	214
13	3:13.811	1:06.371	75	46.794	59			210	29	1:52.018	49.517	173	29.410	182	33.091	210	215
14	3:10.175	2:05.347	164	30.281	156	34.547	202		30	1:51.915	49.464	175	29.430	184	33.021	212	209
15	1:52.170	49.676	173	29.298	183	33.196	209	211	31	1:53.258	49.661	173	29.443	182	34.154	205	214
16	1:52.036	49.378	173	29.364	182	33.294	211	213									

DTM Zandvoort

Zandvoort, length 4307 m

13. - 15.07.2018

Supercar Challenge



Lap Analysis race 2, 15.07.2018

-Reg.No.: 0301.18.219

292 Floris Dullaart , Audi TCR Supersport 1 / NLD										theoretical besttime: 1:50.225								
Lap	Time	S1	V1	S2	V2	S3	V3	Vmax		Lap	Time	S1	V1	S2	V2	S3	V3	Vmax
1	2:05.554	1:01.744	168	29.899	174	33.911	209			16	1:51.560	49.049	176	29.071	188	33.440	212	214
2	1:51.828	49.204	177	29.031	179	33.593	215	212		17	1:53.692	50.600	172	29.451	182	33.641	212	208
3	1:53.057	49.399	170	29.580	188	34.078	211	209		18	2:38.171	54.425	82	46.247	73	57.499	85	186
4	1:51.173	49.147	177	28.782	186	33.244	214	219		19	2:47.214	1:20.742	89	45.390	94	41.082	201	94
5	1:50.877	49.018	177	28.761	187	33.098	214	218		20	1:53.604	50.545	170	29.459	186	33.600	213	205
6	1:51.687	49.034	174	29.281	179	33.372	214	218		21	1:53.212	49.987	164	29.378	178	33.847	214	205
7	1:51.500	49.302	176	29.094	188	33.104	213	220		22	1:52.567	49.278	174	29.701	186	33.588	215	210
8	1:50.801	48.857	178	28.945	188	32.999	214	218		23	1:52.523	49.064	174	29.968	169	33.491	215	219
9	1:50.813	49.038	178	28.867	189	32.908	214	220		24	1:55.686	49.008	176	29.341	187	37.337	207	215
10	1:51.708	49.995	175	28.956	189	32.757	214	219		25	1:52.964	49.245	173	29.412	187	34.307	211	212
11	1:51.508	48.707	178	29.246	187	33.555	210	220		26	1:53.147	50.303	170	29.249	186	33.595	212	215
12	1:58.670	49.478	144	33.492	138	35.700	212	213		27	1:51.610	49.121	175	29.155	188	33.334	213	214
13	2:55.853	49.714	170	43.528	64			210		28	1:51.842	49.121	175	29.191	188	33.530	212	219
14	3:34.654	2:31.243	157	29.739	179	33.672	210			29	2:05.201	50.327	176	29.308	184			207
15	1:52.268	49.503	175	29.237	184	33.528	212	214										

355 Patrick de Vreede , BMW E46 M3 Supersport 2 / NLD										theoretical besttime: 1:53.573								
Lap	Time	S1	V1	S2	V2	S3	V3	Vmax		Lap	Time	S1	V1	S2	V2	S3	V3	Vmax
1	2:03.820	59.699	166	29.896	177	34.225	206			6	1:54.905	50.550	169	30.232	173	34.123	205	208
2	1:54.716	50.371	171	29.548	179	34.797	205	214		7	1:54.481	50.606	168	30.082	179	33.793	205	212
3	1:54.146	50.713	169	29.779	177	33.654	205	208		8	1:54.197	50.632	170	29.614	180	33.951	203	211
4	1:54.243	50.653	168	29.777	178	33.813	205	212		9	1:54.479	50.645	168	29.959	179	33.875	204	212
5	1:54.769	50.859	166	29.953	176	33.957	206	212		10	1:58.975	52.580	161	30.295	169	36.100	186	212

356 Remco de Beus , BMW E36 M3 Supersport 2 / NLD										theoretical besttime: 1:54.290								
Lap	Time	S1	V1	S2	V2	S3	V3	Vmax		Lap	Time	S1	V1	S2	V2	S3	V3	Vmax
1	2:06.145	1:00.317	167	30.407	178	35.421	202			17	1:58.227	52.285	165	30.557	171	35.385	199	183
2	1:55.156	50.730	166	29.955	181	34.471	203	205		18	2:18.175	52.352	162	31.717	124	54.106	107	193
3	1:54.441	50.541	169	29.518	182	34.382	204	210		19	2:44.022	1:20.324	83	46.101	121	37.597	201	79
4	1:55.609	50.609	169	30.204	179	34.796	203	214		20	1:57.044	52.148	167	30.055	178	34.841	203	205
5	1:54.774	50.390	166	29.767	178	34.617	205	213		21	1:57.039	51.750	169	30.041	175	35.248	202	206
6	1:55.139	50.650	166	29.806	179	34.683	202	214		22	1:56.787	51.276	166	30.349	172	35.162	202	203
7	1:55.474	50.872	168	29.829	179	34.773	201	206		23	1:57.054	51.333	154	30.480	175	35.241	201	204
8	1:56.155	51.404	163	30.051	177	34.700	203	200		24	1:56.741	50.991	165	30.453	171	35.297	202	206
9	1:55.815	51.424	166	29.793	179	34.598	203	202		25	1:56.971	51.508	166	30.348	175	35.115	199	199
10	1:56.527	51.432	167	30.010	175	35.085	200	209		26	1:57.131	51.795	164	30.158	176	35.178	199	202
11	1:55.771	50.935	169	29.733	175	35.103	197	202		27	1:57.508	52.158	163	30.490	172	34.860	201	201
12	2:02.328	54.420	168	30.413	145	37.495	198	205		28	1:58.656	51.563	165	31.091	160	36.002	191	200
13	2:22.972	52.005	153	33.418	146			192		29	2:01.753	54.360	153	31.013	161	36.380	188	186
14	3:35.959	2:29.532	140	31.196	164	35.231	203			30	2:03.036	53.340	158	31.186	155	38.510	171	185
15	1:55.985	51.121	166	30.097	176	34.767	206	200		31	2:07.518	55.382	153	32.139	146	39.997	177	166
16	1:57.020	51.537	168	30.276	177	35.207	203	201										

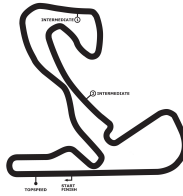
381 Nicolas Delencre , Peugeot 308 Cup Supersport 2 / BEL										theoretical besttime: 1:52.609								
Lap	Time	S1	V1	S2	V2	S3	V3	Vmax		Lap	Time	S1	V1	S2	V2	S3	V3	Vmax
1	2:03.125	59.103	169	30.051	171	33.971	205			17	1:58.036	52.592	159	30.741	179	34.703	200	191
2	1:53.817	50.265	172	29.831	181	33.721	205	208		18	2:27.331	52.774	165	38.033	92	56.524	92	179
3	1:53.926	49.631	173	30.370	179	33.925	206	210		19	2:45.212	1:20.759	93	45.292	120	39.161	201	87
4	1:55.435	50.969	169	30.559	179	33.907	203	206		20	1:55.529	51.781	171	29.964	182	33.784	204	201
5	1:54.584	50.942	170	29.889	181	33.753	205	210		21	1:54.211	50.520	171	29.778	184	33.913	205	213
6	1:54.492	50.414	172	30.330	180	33.748	206	207		22	1:55.051	50.896	172	29.967	179	34.188	203	210
7	1:53.174	50.046	172	29.448	178	33.680	204	212		23	1:54.382	50.858	171	29.682	181	33.842	203	203
8	1:53.959	50.485	171	29.944	183	33.530	206	211		24	1:54.817	50.725	169	29.935	178	34.157	202	197
9	1:55.232	50.361	171	30.612	182	34.259	202	213		25	1:55.170	51.577	170	29.484	179	34.109	202	207
10	1:55.081	50.553	171	30.217	178	34.311	203	209		26	1:54.869	50.811	171	30.085	179	33.973	203	209
11	1:54.799	50.472	170	29.814	178	34.513	204	202		27	1:55.166	50.972	169	30.006	179	34.188	202	203
12	2:04.994	52.659	137	31.452	128	40.883	171	203		28	1:55.869	51.986	167	29.938	176	33.945	203	188
13	2:29.479	54.591	151	32.456	115			157		29	1:56.101	51.925	170	30.102	181	34.074	203	207
14	3:31.243	2:25.933	147	30.850	156	34.460	203			30	1:55.830	51.089	168	30.446	171	34.295	202	204
15	1:54.858	50.601	169	29.880	176	34.377	201	202		31	1:57.613	51.140	168	31.548	180	34.925	201	203
16	1:56.187	51.814	169	30.238	179	34.135	204	189										

DTM Zandvoort

Zandvoort, length 4307 m

13. - 15.07.2018

Supercar Challenge



Lap Analysis race 2, 15.07.2018

-Reg.No.: 0301.18.219

401 Chris Voet , Peugeot RCZ Cup Sport / BEL

theoretical besttime: 1:56.279

Lap	Time	S1	V1	S2	V2	S3	V3	Vmax	Lap	Time	S1	V1	S2	V2	S3	V3	Vmax
1	2:08.532	1:02.310	163	31.059	167	35.163	200		16	2:05.320	56.411	155	31.768	168	37.141	185	170
2	1:57.276	51.798	164	30.312	172	35.166	199	193	17	2:52.588	1:08.930	80	45.834	83	57.824	88	168
3	1:56.520	51.562	164	30.081	174	34.877	199	201	18	2:49.055	1:20.506	85	45.175	97	43.374	181	87
4	1:57.410	51.462	164	30.338	168	35.610	198	206	19	2:10.159	1:01.109	143	32.285	169	36.765	189	167
5	1:57.222	51.557	164	30.224	174	35.441	198	205	20	2:03.278	55.339	156	31.423	167	36.516	190	182
6	1:57.113	51.607	163	30.318	172	35.188	198	206	21	2:02.376	54.312	157	31.348	170	36.716	190	184
7	1:56.956	51.488	163	30.407	174	35.061	198	205	22	2:01.993	53.967	157	31.388	160	36.638	189	192
8	1:57.544	51.674	164	30.517	173	35.353	198	203	23	2:01.428	54.019	155	31.330	171	36.079	189	192
9	1:56.812	51.321	164	30.399	174	35.092	198	203	24	2:01.081	53.883	155	31.106	172	36.092	188	185
10	1:56.695	51.408	164	30.265	174	35.022	198	205	25	2:00.702	53.712	157	31.023	171	35.967	190	190
11	1:57.670	51.587	164	30.779	164	35.304	197	205	26	2:01.462	53.769	156	31.249	172	36.444	185	197
12	1:58.727	51.832	161	30.768	147	36.127	198	200	27	2:00.846	53.825	156	31.009	173	36.012	186	191
13	1:57.436	51.800	162	30.549	169	35.087	197	202	28	2:01.593	54.209	150	31.091	172	36.293	186	192
14	2:59.485	1:20.582	81	46.579	89			180	29	2:02.893	53.858	157	31.439	169	37.596	190	193
15	3:49.914	2:42.112	154	31.317	172	36.485	189										

402 Rob Nieman , Renault Clio 1.6 Turbo Sport / NLD

theoretical besttime: 1:55.756

Lap	Time	S1	V1	S2	V2	S3	V3	Vmax	Lap	Time	S1	V1	S2	V2	S3	V3	Vmax
1	2:07.713	1:01.328	163	30.543	158	35.842	196		16	1:57.979	51.813	165	30.767	174	35.399	195	201
2	1:56.227	51.621	167	30.019	175	34.587	196	202	17	1:59.004	52.666	165	30.731	174	35.607	195	200
3	1:56.066	51.228	167	30.161	175	34.677	194	205	18	2:15.020	52.883	158	30.933	160	51.204	121	182
4	1:56.732	51.184	167	30.412	173	35.136	194	203	19	2:42.573	1:19.551	84	46.700	111	36.322	199	71
5	1:56.466	51.384	166	30.043	174	35.039	194	203	20	1:59.104	53.406	166	30.588	174	35.110	199	192
6	1:56.218	51.349	166	30.172	175	34.697	195	202	21	1:58.424	52.541	165	30.529	172	35.354	197	185
7	1:56.246	51.548	166	30.070	175	34.628	194	203	22	1:59.780	53.609	164	30.778	174	35.393	196	190
8	1:56.218	51.486	165	30.163	175	34.569	194	202	23	1:59.847	52.729	164	30.852	168	36.266	193	204
9	1:56.031	51.307	166	30.171	175	34.553	194	202	24	1:59.840	53.104	161	30.966	174	35.770	194	200
10	1:56.099	51.312	165	30.155	175	34.632	195	202	25	1:58.980	52.561	165	30.861	174	35.558	195	199
11	1:57.021	51.600	166	30.152	168	35.269	194	201	26	1:59.392	52.855	164	30.896	175	35.641	194	201
12	2:03.944	54.887	154	31.733	148	37.324	193	175	27	1:59.713	52.926	165	30.936	173	35.851	194	201
13	2:13.109	52.388	166	30.591	156			200	28	2:01.226	53.464	162	31.250	169	36.512	193	199
14	3:37.345	2:31.553	166	30.572	172	35.220	194		29	2:00.118	53.158	164	31.015	175	35.945	192	198
15	1:57.380	51.777	165	30.550	174	35.053	196	203	30	2:10.304	54.016	158	31.545	152	44.743	146	199

403 John v.d. Voort , Alfa 147 Sport / NLD

theoretical besttime: 1:58.338

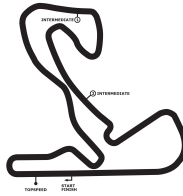
Lap	Time	S1	V1	S2	V2	S3	V3	Vmax	Lap	Time	S1	V1	S2	V2	S3	V3	Vmax
1	2:11.439	1:03.279	156	31.355	164	36.805	184		16	2:01.901	53.860	157	30.929	168	37.112	181	183
2	2:01.019	54.113	157	30.646	168	36.260	183	190	17	2:14.944	53.062	158	30.760	166	51.122	109	184
3	2:03.566	53.928	157	32.908	166	36.730	180	190	18	2:42.883	1:19.741	79	46.792	112	36.350	190	73
4	2:03.489	54.830	157	31.848	166	36.811	181	187	19	1:59.177	52.900	158	30.667	169	35.610	188	196
5	2:03.363	54.679	153	31.829	166	36.855	179	189	20	1:58.354	52.563	159	30.350	169	35.441	188	195
6	2:03.495	54.422	156	31.891	166	37.182	180	186	21	1:58.901	52.547	157	30.802	169	35.552	186	195
7	2:03.915	55.230	154	31.819	165	36.866	179	187	22	1:58.995	52.672	156	30.624	169	35.699	185	192
8	2:05.609	54.850	155	31.906	165	38.853	179	187	23	1:59.265	52.557	158	30.956	168	35.752	185	190
9	2:28.149	1:16.268	148	33.619	163	38.262	176	184	24	1:59.332	52.898	158	30.717	168	35.717	184	191
10	2:06.842	55.100	154	32.513	156	39.229	181	185	25	1:59.331	52.639	157	30.811	169	35.881	184	191
11	2:07.061	57.201	150	31.875	161	37.985	180	187	26	1:59.908	52.835	156	31.080	168	35.993	184	190
12	2:25.779	56.894	154	33.304	158			177	27	1:59.388	52.855	156	30.729	168	35.804	184	189
13	3:33.048	2:25.175	143	31.638	163	36.235	185		28	1:59.475	52.958	158	30.617	168	35.900	184	190
14	2:01.464	53.492	157	31.471	166	36.501	189	172	29	2:00.676	53.111	156	30.956	168	36.609	181	190
15	1:58.785	52.558	158	30.621	169	35.606	188	194	30	2:01.407	53.444	155	30.970	168	36.993	172	188

DTM Zandvoort

Zandvoort, length 4307 m

13. - 15.07.2018

Supercar Challenge



Lap Analysis race 2, 15.07.2018

-Reg.No.: 0301.18.219

404 Bart Drost , Renault Clio 1.6 Turbo Sport / NLD

theoretical besttime: 1:57.432

Lap	Time	S1	V1	S2	V2	S3	V3	Vmax	Lap	Time	S1	V1	S2	V2	S3	V3	Vmax
1	2:11.522	1:03.666	157	31.318	166	36.538	188		16	1:59.017	52.443	163	30.941	172	35.633	190	199
2	1:58.449	52.365	161	30.662	172	35.422	191	198	17	2:00.288	53.151	161	31.322	172	35.815	190	198
3	1:57.432	52.004	163	30.345	173	35.083	190	199	18	2:02.133	52.866	161	31.039	172	38.228	130	193
4	1:58.870	52.255	162	30.805	172	35.810	190	199	19	2:42.090	1:18.854	84	47.037	106	36.199	196	77
5	1:58.826	52.439	162	30.680	172	35.707	191	197	20	2:00.889	54.499	156	30.999	173	35.391	192	192
6	1:58.794	52.334	161	30.933	172	35.527	191	199	21	2:00.671	52.415	162	31.024	172	37.232	192	201
7	1:58.311	52.259	162	30.749	173	35.303	190	199	22	1:58.792	52.363	163	30.970	173	35.459	192	200
8	1:58.540	52.522	161	30.663	173	35.355	189	197	23	1:59.098	52.460	162	31.160	173	35.478	192	200
9	1:58.291	52.171	164	30.760	172	35.360	190	197	24	1:59.368	52.542	162	31.221	173	35.605	192	198
10	1:58.530	52.534	162	30.673	173	35.323	189	198	25	1:59.007	52.432	163	31.110	174	35.465	192	199
11	2:00.133	52.661	162	30.996	156	36.476	189	197	26	1:59.562	52.453	163	31.208	173	35.901	190	200
12	2:07.749	58.351	160	31.792	131	37.606	188	170	27	2:00.721	53.511	162	31.237	173	35.973	190	197
13	2:08.409	53.359	158	31.423	162			195	28	1:59.581	52.650	162	31.265	172	35.666	191	199
14	3:21.517	2:14.909	161	30.987	169	35.621	190		29	2:13.124	52.964	161	31.284	173			199
15	1:59.437	52.774	162	31.226	171	35.437	190	197	30	2:52.014	1:43.359	160	32.019	169	36.636	189	

405 Henk Tappel , BMW Zilhouette 2.0 Sport / NLD

theoretical besttime: 1:54.853

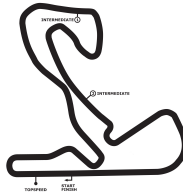
Lap	Time	S1	V1	S2	V2	S3	V3	Vmax	Lap	Time	S1	V1	S2	V2	S3	V3	Vmax
1	2:07.831	1:01.610	158	31.407	164	34.814	198		16	1:58.309	52.575	156	30.211	170	35.523		200
2	1:56.463	51.954	163	30.147	170	34.362	198	189	17	2:00.521	53.966	155	31.067	165	35.488		189
3	1:56.247	51.085	166	30.395	172	34.767		197	18	2:16.310	52.373	160	30.560	164	53.377		193
4	1:56.317	51.295	165	30.162	171	34.860	197	198	19	2:43.224	1:19.985	78	47.001	109	36.238		72
5	1:57.508	51.535	165	30.421	170	35.552		193	20	1:58.344	52.522	160	30.770	163	35.052		196
6	1:55.199	51.105	167	29.607	173	34.487	196	195	21	1:57.695	52.296	161	30.346	170	35.053		202
7	1:56.395	51.706	165	30.161	172	34.528	194	192	22	2:06.427	52.029	164	30.790	164			200
8	1:56.161	51.611	165	30.099	172	34.451	198	196	23	2:09.577	1:03.915	158	30.770	165	34.892		
9	1:56.739	51.523	165	30.338	171	34.878	195	200	24	1:58.579	52.242	164	30.713	163	35.624		194
10	1:55.337	50.939	163	30.091	175	34.307		193	25	1:59.163	52.855	161	30.888	158	35.420		191
11	1:57.090	51.637	165	30.621	165	34.832	185	188	26	2:00.675	54.475	158	30.925	159	35.275		194
12	2:04.659	55.389	138	31.883	154	37.387	177	173	27	2:00.267	53.334	157	31.236	156	35.697		190
13	2:14.228	52.669	160	30.363	172			185	28	1:59.831	52.925	160	31.006	154	35.900		190
14	3:28.987	2:22.177	133	31.399	147	35.411			29	2:01.232	53.355	153	31.306	155	36.571		186
15	1:58.372	51.462	161	30.444	168	36.466		197	30	2:03.285	53.860	154	31.633	157	37.792	154	186

444 Pascal Ehlert , Renault Clio RS 3 Sport / NLD

theoretical besttime: 2:01.147

Lap	Time	S1	V1	S2	V2	S3	V3	Vmax	Lap	Time	S1	V1	S2	V2	S3	V3	Vmax
1	2:14.850	1:05.232	146	32.013	161	37.605	180		16	2:05.936	56.394	144	32.274	163	37.268	181	174
2	2:05.334	55.435	150	32.433	162	37.466	180	186	17	2:05.821	56.116	150	32.473	159	37.232	182	175
3	2:06.653	56.401	148	32.395	161	37.857	177	186	18	2:09.091	55.392	150	36.270	99	37.429	184	186
4	2:06.120	56.076	149	32.580	159	37.464	179	185	19	2:02.552	54.067	154	31.642	162	36.843	186	191
5	2:04.997	55.515	150	32.234	163	37.248	181	187	20	2:03.520	55.120	154	31.610	164	36.790	185	191
6	2:04.006	55.035	153	31.941	162	37.030	180	187	21	2:01.853	54.120	156	31.524	164	36.209	188	191
7	2:03.894	55.113	153	31.714	162	37.067	181	186	22	2:02.402	54.686	156	31.439	163	36.277	185	192
8	2:04.611	55.698	149	31.915	163	36.998	182	188	23	2:02.198	53.915	155	31.733	161	36.550	185	191
9	2:04.955	56.218	151	31.968	163	36.769	183	188	24	2:01.192	53.765	153	31.322	164	36.105	186	190
10	2:03.293	55.012	152	31.705	163	36.576	182	188	25	2:01.549	53.720	157	31.500	164	36.329	185	191
11	2:09.427	56.191	140	33.694	115	39.542	178	189	26	2:01.985	54.114	157	31.431	164	36.440	185	190
12	2:18.116	56.622	142	32.720	139	48.774	107	176	27	2:02.422	54.246	154	31.745	163	36.431	185	191
13	3:07.710	1:29.386	85	46.590	88			64	28	2:02.138	53.959	154	31.361	163	36.818	184	190
14	3:20.402	2:09.593	147	32.891	161	37.918	178		29	2:05.627	55.720	149	32.105	163	37.802	180	185
15	2:05.303	55.670	153	32.093	162	37.540	181	185									

DTM Zandvoort
Zandvoort, length 4307 m
13. - 15.07.2018
Supercar Challenge

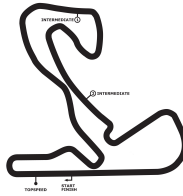


-Reg.No.: 0301.18.219

Best Sector Times race 2

Pos.	sector 1			sector 2			sector 3			theoretical and best lap time				
	No	Driver	Time	No	Driver	Time	No	Driver	Time	No	Driver	theoretical	Best	Pos
1	246	Olij R.	47.511	263	van der Kooi-Speelm	28.256	202	Steenmetz R.	32.302	246	Olij R.	1:48.481	1:48.612	
2	201	de Borst-van Oord	47.769	259	van de Maat-Schreur	28.334	259	van de Maat-Schreur	32.478	202	Steenmetz R.	1:48.632	1:48.898	
3	202	Steenmetz R.	47.836	246	Olij R.	28.457	201	de Borst-van Oord	32.484	201	de Borst-van Oord	1:48.756	1:49.263	
4	259	van de Maat-Schreur	47.996	202	Steenmetz R.	28.494	246	Olij R.	32.513	259	van de Maat-Schreur	1:48.808	1:49.383	
5	263	van der Kooi-Speelm	48.048	201	de Borst-van Oord	28.503	245	van den Berg-van de	32.521	263	van der Kooi-Speelm	1:48.917	1:49.161	
6	245	van den Berg-van de	48.094	262	de Waard R.	28.693	263	van der Kooi-Speelm	32.613	245	van den Berg-van de	1:49.335	1:49.457	
7	266	Veels-van der Ende	48.501	245	van den Berg-van de	28.720	292	Dullaart-Koster	32.757	266	Veels-van der Ende	1:50.009	1:50.125	
8	222	van Loon-van Loon	48.586	266	Veels-van der Ende	28.725	266	Veels-van der Ende	32.783	292	Dullaart-Koster	1:50.225	1:50.801	
9	210	Cavanagh-van Soele	48.639	292	Dullaart-Koster	28.761	208	van Vliet T.	33.083	262	de Waard R.	1:50.605	1:50.752	
10	292	Dullaart-Koster	48.707	210	Cavanagh-van Soele	28.808	222	van Loon-van Loon	33.091	208	van Vliet T.	1:50.745	1:51.015	
11	208	van Vliet T.	48.759	208	van Vliet T.	28.903	262	de Waard R.	33.141	222	van Loon-van Loon	1:50.787	1:51.215	
12	262	de Waard R.	48.771	222	van Loon-van Loon	29.110	210	Cavanagh-van Soele	33.347	210	Cavanagh-van Soele	1:50.794	1:51.157	
13	381	Delencre N.	49.631	209	Schulz J.	29.413	381	Delencre N.	33.530	381	Delencre N.	1:52.609	1:53.174	
14	209	Schulz J.	49.706	381	Delencre N.	29.448	355	de Vreede-de Leeuw	33.654	209	Schulz J.	1:53.005	1:53.516	
15	355	de Vreede-de Leeuw	50.371	356	de Beus R.	29.518	209	Schulz J.	33.886	355	de Vreede-de Leeuw	1:53.573	1:54.146	
16	356	de Beus R.	50.390	355	de Vreede-de Leeuw	29.548	405	Tappel-Wisselink	34.307	356	de Beus R.	1:54.290	1:54.441	
17	405	Tappel-Wisselink	50.939	405	Tappel-Wisselink	29.607	356	de Beus R.	34.382	405	Tappel-Wisselink	1:54.853	1:55.199	
18	402	Nieman R.	51.184	402	Nieman R.	30.019	402	Nieman R.	34.553	402	Nieman R.	1:55.756	1:56.031	
19	401	Voet-v. d. Broeck	51.321	401	Voet-v. d. Broeck	30.081	401	Voet-v. d. Broeck	34.877	401	Voet-v. d. Broeck	1:56.279	1:56.520	
20	404	Drost B.	52.004	404	Drost B.	30.345	404	Drost B.	35.083	404	Drost B.	1:57.432	1:57.432	
21	403	v.d. Voort-v.d. Sloot	52.547	403	v.d. Voort-v.d. Sloot	30.350	403	v.d. Voort-v.d. Sloot	35.441	403	v.d. Voort-v.d. Sloot	1:58.338	1:58.354	
22	444	Ehlert P.	53.720	444	Ehlert P.	31.322	444	Ehlert P.	36.105	444	Ehlert P.	2:01.147	2:01.192	

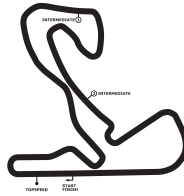
DTM Zandvoort
 Zandvoort, length 4307 m
 13. - 15.07.2018
 Supercar Challenge



-Reg.No.: 0301.18.219

Topspeed race 2, 15.07.2018


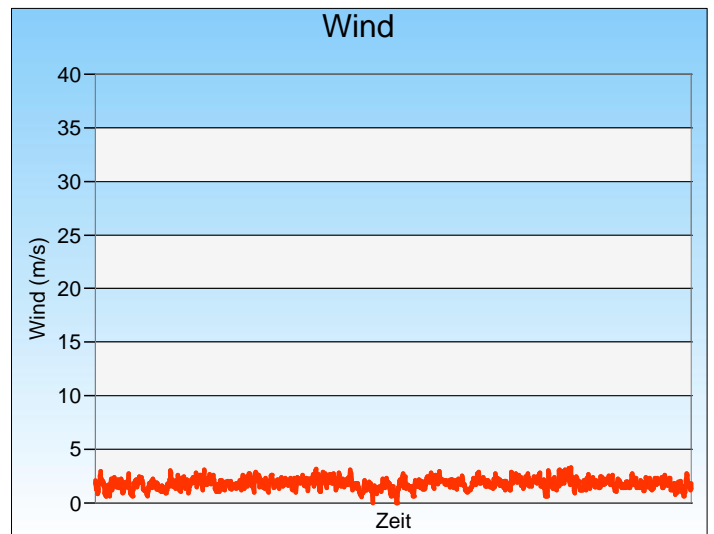
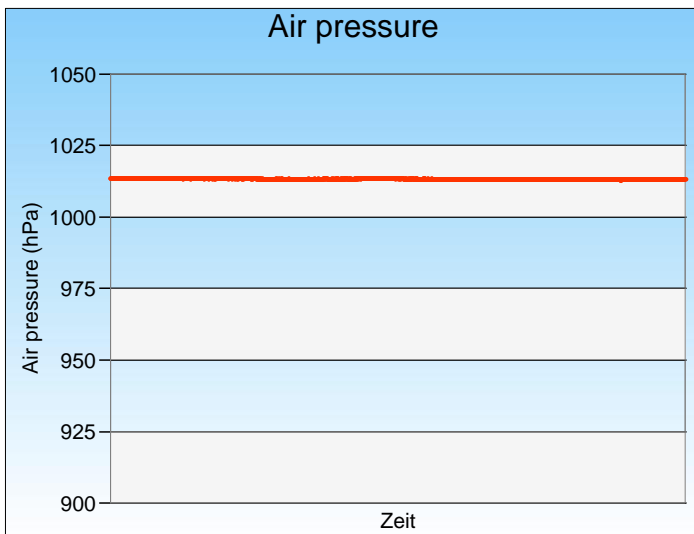
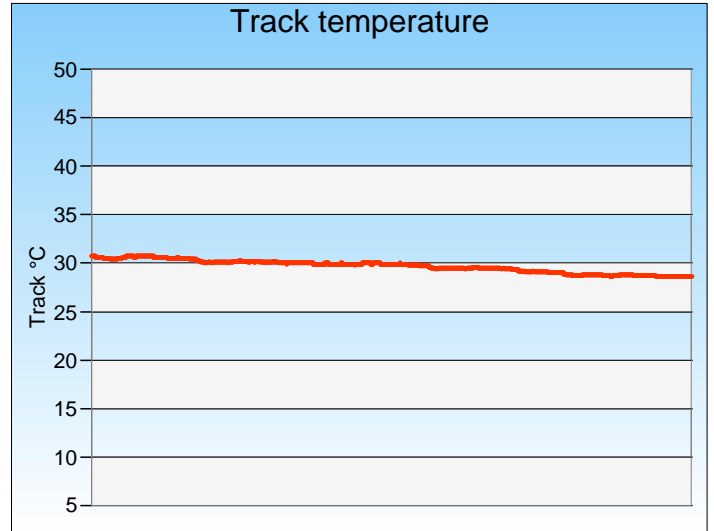
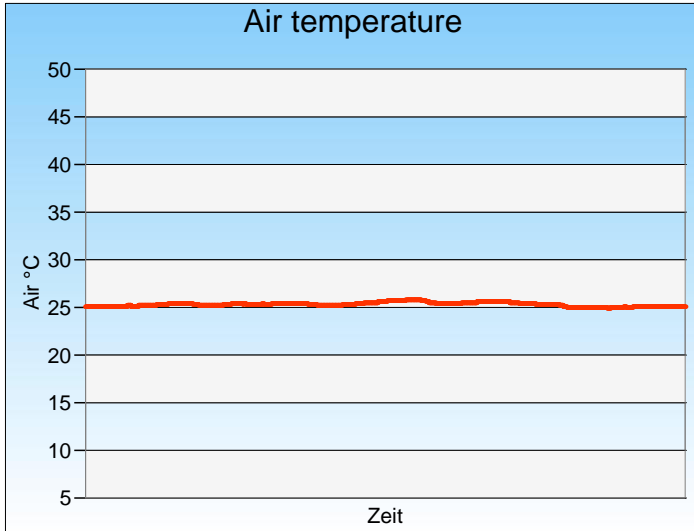
Car No.	Driver	Make	Speed km/h
262	Roelant de Waard	Lotus Exige V6	235
246	Ruud Olij	BMW E92 M3	232
222	Ronald van Loon	BMW E46 M3	229
245	Robert van den Berg	BMW E90	228
263	Jan van der Kooi	Lotus Exige	227
210	Fred Cavanagh	BMW M3 E90	227
202	René Steenmetz	Leon Cupra TCR	227
201	Dennis de Borst	Leon Cupra TCR	227
259	Marcel van de Maat	BMW E46 GTR	225
209	Jan Marc Schulz	Porsche 996 GT3	221
266	Max Veels	Seat Sport Leon Cup Racer	221
292	Floris Dullaart	Audi TCR	220
355	Patrick de Vreede	BMW E46 M3	214
356	Remco de Beus	BMW E36 M3	214
381	Nicolas Delencre	Peugeot 308 Cup	213
401	Chris Voet	Peugeot RCZ Cup	206
402	Rob Nieman	Renault Clio 1.6 Turbo	205
405	Henk Tappel	BMW Zilhouette 2.0	202
404	Bart Drost	Renault Clio 1.6 Turbo	201
403	John v.d. Voort	Alfa 147	196
444	Pascal Ehlert	Renault Clio RS 3	192
208	Ted van Vliet	BMW E92 V8	----



-Reg.No.: 0301.18.219


Weather race 2

15.07.2018, 16:35:00 - 17:35:00

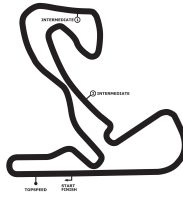


Weather:

sunny



DTM Zandvoort
Zandvoort, length 4307 m
13. - 15.07.2018
Supercar Challenge
Starting grid race 2



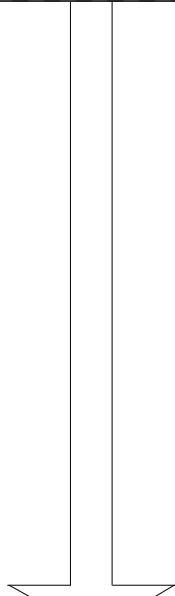
-Reg.No.: 0301.18.219

444	Ehlert, Pascal	2:00.848
	Renault Clio RS 3	
405	Tappel, Henk	1:57.008
	BMW Zilhouette 2.0	
403	v.d. Voort, John	1:55.982
	Alfa 147	
209	Schulz, Jan Marc	1:55.551
	Porsche 996 GT3	
355	de Vreede, Patrick	1:52.492
	BMW E46 M3	
262	de Waard, Roelant	1:50.514
	Lotus Exige V6	
201	de Borst, Dennis	1:50.381
	Leon Cupra TCR	
266	Veels, Max	1:49.962
	Seat Sport Leon Cup Racer	
263	van der Kooi, Jan	1:48.891
	Lotus Exige	
259	van de Maat, Marcel	1:47.906
	BMW E46 GTR	
202	Steenmetz, René	1:47.317
	Leon Cupra TCR	

Pole Position

11
10
9
8
7
6
5
4
3
2
1

292	Dullaart, Floris	2:03.363
	Audi TCR	
404	Drost, Bart	1:57.743
	Renault Clio 1.6 Turbo	
401	Voet, Chris	1:56.166
	Peugeot RCZ Cup	
402	Nieman, Rob	1:55.802
	Renault Clio 1.6 Turbo	
356	de Beus, Remco	1:54.727
	BMW E36 M3	
381	Delencre, Nicolas	1:52.265
	Peugeot 308 Cup	
208	van Vliet, Ted	1:50.401
	BMW E92 V8	
222	van Loon, Ronald	1:50.111
	BMW E46 M3	
210	Cavanagh, Fred	1:49.363
	BMW M3 E90	
245	van den Berg, Robert	1:47.942
	BMW E90	
246	Olij, Ruud	1:47.797
	BMW E92 M3	



Subject to final scrutineering !

Issued:	Stewards:	Timekeeper:
---------	-----------	-------------