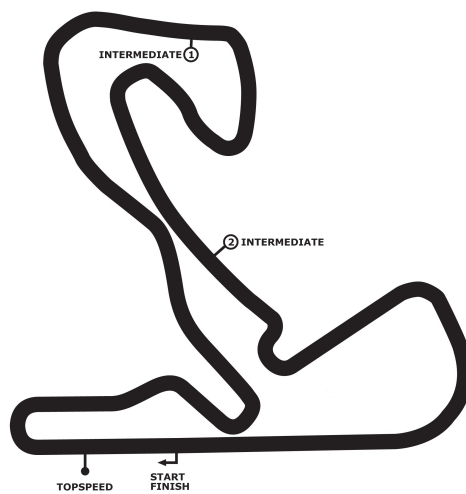




CHALLENGE
HENKBOEK
WED. 13.07.2018


DTM Zandvoort qualifying



Zandvoort 4307 m

13. - 15.07.2018

DTM Zandvoort
 Zandvoort, length 4307 m
 13. - 15.07.2018
 Supercar Challenge



-Reg.No.: 0301.18.219

Result qualifying, 14.07.2018

Rk	No.	Cl	Driver	Nat.	Team	Car	laps	Besttime	GAP	km/h
1	202	SS1	René Steenmetz	NLD	Ferry Monster Autosport	Leon Cupra TCR	13	1:47.062		144.824
2	201	SS1	Dennis de Borst Stan van Oord	NLD NLD	Febo Racing Team	Leon Cupra TCR	11	1:47.494	00.432	144.242
3	246	SS1	Ruud Olij	NLD	Stichting Euro Autosport	BMW E92 M3	14	1:47.568	00.506	144.143
4	259	SS1	Marcel van de Maat Peter Schreurs	NLD NLD	BS Racing Team	BMW E46 GTR	14	1:47.872	00.810	143.737
5	245	SS1	Robert van den Berg Benjamin van den Berg	NLD NLD	Harders Plaza	BMW E90	14	1:47.896	00.834	143.705
6	210	SS1	Fred Cavanagh Pieter van Soelen	NLD NLD	JR Motorsport	BMW M3 E90	6	1:48.726	01.664	142.608
7	263	SS1	Jan van der Kooi Pricilla Speelman	NLD NLD	Van der Kooi Racing	Lotus Exige	14	1:48.726	01.664	142.608
8	292	SS1	Floris Dullaart Dillon Koster	NLD NLD	Certainty Racing	Audi TCR	8	1:49.040	01.978	142.197
9	266	SS1	Max Veels Jack van der Ende	NLD NLD	JW Raceservice	Seat Sport Leon Cup Racer	11	1:49.676	02.614	141.373
10	222	SS1	Ronald van Loon Luuk van Loon	NLD NLD	Blueberry Racing	BMW E46 M3	10	1:49.952	02.890	141.018
11	262	SS1	Roelant de Waard	NLD	Van der Kooi Racing	Lotus Exige V6	14	1:49.980	02.918	140.982
12	208	SS1	Ted van Vliet	NLD	JR Motorsport	BMW E92 V8	14	1:50.366	03.304	140.489
13	381	SS2	Nicolas Delencre	BEL	Why Not Pitstop Racing Events	Peugeot 308 Cup	15	1:52.195	05.133	138.199
14	355	SS2	Patrick de Vreede Rogier de Leeuw	NLD NLD	Brightfiber Glaszevel Promotie Team	BMW E46 M3	13	1:52.379	05.317	137.972
15	356	SS2	Remco de Beus	NLD	MWR Racing	BMW E36 M3	11	1:54.117	07.055	135.871
16	209	SS1	Jan Marc Schulz	NLD	Topper Team	Porsche 996 GT3	13	1:54.568	07.506	135.336
17	402	SP	Rob Nieman	NLD	Spirit Racing	Renault Clio 1.6 Turbo	5	1:54.685	07.623	135.198
18	403	SP	John v.d. Voort Sandra v.d. Sloot	NLD NLD	Kustlicht	Alfa 147	12	1:55.922	08.860	133.755
19	405	SP	Henk Tappel Harold Wisselink	NLD NLD	Racing Team Tappel	BMW Zilhouette 2.0	10	1:56.040	08.978	133.619
20	401	SP	Chris Voet Bart v. d. Broeck	BEL BEL	Traxx Racing Team	Peugeot RCZ Cup	13	1:56.142	09.080	133.502
21	404	SP	Bart Drost	NLD	Spirit Racing	Renault Clio 1.6 Turbo	12	1:57.672	10.610	131.766
22	444	SP	Pascal Ehlert	NLD	RDS Racing	Renault Clio RS 3	11	2:00.482	13.420	128.693

Mindestrunden: 2

CAR # 245 - CANCELLATION OF FASTEST LAP TIME (DECISION RACE DIRECTOR); CARS # 201 & 403 - CANCELLATION OF FASTEST LAP TIME (TRACK LIMITS)

Issued:	Race Director	Timekeeper:
---------	---------------	-------------

subject to final scrutineering

Timekeeping and Dataservice: wige SOLUTIONS GmbH & Co. KG, Meckenheim, GER

wige SOLUTIONS

Chief timekeeping: Stefan Schlerkmann, Roetgen, GER, stefan.schlerkmann@wige.de

DTM Zandvoort
 Zandvoort, length 4307 m
 13. - 15.07.2018
 Supercar Challenge



-Reg.No.: 0301.18.219


Result qualifying for race 2, 14.07.2018

POS.	No.	CL.	Driver, Place	Team Make	Laps	Besttime	Gap	km/h fastest
1	202	SS1	René Steenmetz / NLD /	Ferry Monster Autosport Leon Cupra TCR	13	1:47.317		144.480
2	246	SS1	Ruud Olij / NLD /	Stichting Euro Autosport BMW E92 M3	14	1:47.797	00.480	143.837
3	259	SS1	Marcel van de Maat / NLD Peter Schreurs / NLD	BS Racing Team BMW E46 GTR	14	1:47.906	00.589	143.692
4	245	SS1	Robert van den Berg / NLD Benjamin van den Berg / NLD	Harders Plaza BMW E90	14	1:47.942	00.625	143.644
5	263	SS1	Jan van der Kooi / NLD Pricilla Speelman / NLD	Van der Kooi Racing Lotus Exige	14	1:48.891	01.574	142.392
6	210	SS1	Fred Cavanagh / NLD Pieter van Soelen / NLD	JR Motorsport BMW M3 E90	6	1:49.363	02.046	141.777
7	266	SS1	Max Veels / NLD Jack van der Ende / NLD	JW Raceservice Seat Sport Leon Cup Racer	11	1:49.962	02.645	141.005
8	222	SS1	Ronald van Loon / NLD Luuk van Loon / NLD	Blueberry Racing BMW E46 M3	10	1:50.111	02.794	140.814
9	201	SS1	Dennis de Borst / NLD Stan van Oord / NLD	Febo Racing Team Leon Cupra TCR	11	1:50.381	03.064	140.470
10	208	SS1	Ted van Vliet / NLD /	JR Motorsport BMW E92 V8	14	1:50.401	03.084	140.444
11	262	SS1	Roelant de Waard / NLD /	Van der Kooi Racing Lotus Exige V6	14	1:50.514	03.197	140.301
12	381	SS2	Nicolas Delencre / BEL /	Why Not Pitstop Racing Events Peugeot 308 Cup	15	1:52.265	04.948	138.113
13	355	SS2	Patrick de Vreede / NLD Rogier de Leeuw / NLD	Brightfiber Glaszevel Promotie Team BMW E46 M3	13	1:52.492	05.175	137.834
14	356	SS2	Remco de Beus / NLD /	MWR Racing BMW E36 M3	11	1:54.727	07.410	135.149
15	209	SS1	Jan Marc Schulz / NLD /	Topper Team Porsche 996 GT3	13	1:55.551	08.234	134.185
16	402	SP	Rob Nieman / NLD /	Spirit Racing Renault Clio 1.6 Turbo	5	1:55.802	08.485	133.894
17	403	SP	John v.d. Voort / NLD Sandra v.d. Sloot / NLD	Kustlicht Alfa 147	12	1:55.982	08.665	133.686
18	401	SP	Chris Voet / BEL Bart v. d. Broeck / BEL	Traxx Racing Team Peugeot RCZ Cup	13	1:56.166	08.849	133.475
19	405	SP	Henk Tappel / NLD Harold Wisselink / NLD	Racing Team Tappel BMW Zilhouette 2.0	10	1:57.008	09.691	132.514
20	404	SP	Bart Drost / NLD /	Spirit Racing Renault Clio 1.6 Turbo	12	1:57.743	10.426	131.687
21	444	SP	Pascal Ehlert / NLD /	RDS Racing Renault Clio RS 3	11	2:00.848	13.531	128.303
22	292	SS1	Floris Dullaart / NLD Dillon Koster / NLD	Certainty Racing Audi TCR	8	2:03.363	16.046	125.688

CAR # 245 - CANCELLATION OF FASTEST LAP TIME (DECISION RACE DIRECTOR); CARS # 201 & 403 - CANCELLATION OF FASTEST LAP TIME (TRACK LIMITS)

Subject to final scrutineering !

Issued:	Clerk of the Course:	Timekeeper:
---------	----------------------	-------------



Lap by Lap qualifying, 14.07.2018

-Reg.No.: 0301.18.219

201 Dennis de Borst , Leon Cupra TCR Supersport 1 / NLD															
1	2:45.403	pit	2:07.776	3	5:30.372	4	2:03.515	5	1:50.381	pit	2:19.375	7	5:09.769	8	1:46.255
9	2:01.887	10	2:54.621	11	1:47.494										

202 René Steenmetz , Leon Cupra TCR Supersport 1 / NLD															
1	2:34.641	2	1:53.044	3	1:52.108	4	1:49.607	5	1:48.485	pit	2:05.416	7	3:35.275	pit	2:37.215
9	3:47.964	10	1:47.317	11	2:04.770	12	2:40.379	13	1:47.062						

208 Ted van Vliet , BMW E92 V8 Supersport 1 / NLD															
1	2:18.124	2	1:51.413	3	1:51.305	4	1:51.261	pit	2:08.998	6	3:25.713	7	1:54.327	8	1:50.401
9	3:05.302	10	2:05.007	11	1:50.366	12	2:37.612	13	2:24.468	14	2:07.612				

209 Jan Marc Schulz , Porsche 996 GT3 Supersport 1 / NLD															
1	3:13.632	2	2:08.294	3	1:58.632	4	1:55.954	pit	2:05.209	6	2:42.355	7	1:55.551	pit	2:22.770
9	4:01.187	10	1:54.568	11	2:34.650	12	2:22.245	13	1:59.433						

210 Fred Cavanagh , BMW M3 E90 Supersport 1 / NLD															
1	2:25.443	2	1:55.943	3	1:49.363	4	1:48.726	pit	2:07.307	6	4:44.232				

222 Ronald van Loon , BMW E46 M3 Supersport 1 / NLD															
1	2:38.745	2	2:01.149	3	1:50.150	4	1:50.111	pit	2:00.995	6	11:56.900	7	1:50.711	8	2:35.245
9	2:17.035	10	1:49.952												

245 Robert van den Berg , BMW E90 Supersport 1 / NLD															
1	2:19.271	2	2:01.240	pit	2:06.651	4	3:44.075	5	2:09.683	6	1:49.090	7	1:48.259	8	2:18.807
9	2:49.320	10	1:47.582	11	1:47.896	12	2:51.972	13	2:00.179	14	1:47.942				

246 Ruud Olij , BMW E92 M3 Supersport 1 / NLD															
1	2:18.471	2	1:51.181	3	1:48.403	4	1:49.681	pit	2:04.809	6	2:55.092	7	1:48.567	8	1:47.797
pit	2:27.643	10	4:06.612	11	1:48.057	12	2:48.817	13	2:02.661	14	1:47.568				

259 Marcel van de Maat , BMW E46 GTR Supersport 1 / NLD															
1	2:28.488	2	1:53.085	3	1:51.334	pit	1:57.701	5	3:42.957	6	2:05.826	7	1:47.942	8	2:21.614
9	2:52.249	10	1:47.906	11	1:47.872	pit	2:42.536	13	2:28.561	14	1:48.335				


262 Roelant de Waard , Lotus Exige V6 Supersport 1 / NLD															
1	2:32.473	2	1:56.742	3	1:51.657	4	1:49.980	5	1:50.514	pit	2:04.454	7	3:35.488	8	2:03.817
9	2:49.070	10	1:52.828	11	1:51.168	12	2:33.365	13	2:20.789	pit	2:13.923				

263 Jan van der Kooi , Lotus Exige Supersport 1 / NLD															
1	3:02.080	2	1:58.530	3	1:49.153	4	1:49.220	5	1:48.891	6	2:06.881	7	1:48.996	8	1:48.726
pit	2:36.748	10	3:48.211	11	1:51.384	12	2:37.171	13	2:14.305	14	1:55.036				

266 Max Veels , Seat Sport Leon Cup Racer Supersport 1 / NLD															
1	2:25.436	2	1:53.428	3	1:49.962	4	1:49.676	pit	2:03.987	6	3:18.997	7	1:51.184	pit	2:04.758
9	5:14.721	10	1:51.181	pit	2:32.844										

292 Floris Dullaart , Audi TCR Supersport 1 / NLD															
pit	4:18.757	2	3:21.030	pit	4:34.777	4	6:59.523	5	2:21.999	6	1:49.040	7	4:59.023	8	2:03.363

DTM Zandvoort
 Zandvoort, length 4307 m
 13. - 15.07.2018
 Supercar Challenge



Lap by Lap qualifying, 14.07.2018

-Reg.No.: 0301.18.219

355 Patrick de Vreede , BMW E46 M3 Supersport 2 / NLD															
1	2:39.923	2	1:54.057	3	1:53.154	4	1:52.701	pit	2:03.575	6	3:17.445	7	1:52.678	pit	2:10.647
9	4:49.711	10	1:52.379	pit	2:32.987	12	2:48.420	13	1:52.492						

356 Remco de Beus , BMW E36 M3 Supersport 2 / NLD															
1	3:04.660	2	2:02.231	3	1:56.039	4	1:54.117	5	1:55.492	6	2:07.692	7	1:54.727	8	1:56.017
pit	3:15.195	10	3:10.761	pit	2:14.726										

381 Nicolas Delencre , Peugeot 308 Cup Supersport 2 / BEL															
1	2:29.428	2	1:56.519	3	1:56.332	4	1:52.265	5	1:52.336	6	2:18.443	7	1:54.278	8	1:52.481
9	2:33.652	10	2:37.829	11	1:52.195	12	1:52.586	13	3:00.640	14	1:52.290	15	1:52.162		

401 Chris Voet , Peugeot RCZ Cup Sport / BEL															
1	3:05.928	2	2:07.323	3	1:59.188	4	1:56.800	5	1:56.342	6	2:19.896	pit	2:09.790	8	3:57.155
9	2:16.255	10	1:56.166	11	2:17.580	12	2:43.593	13	1:56.142						

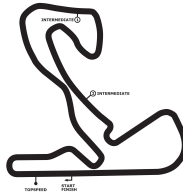
402 Rob Nieman , Renault Clio 1.6 Turbo Sport / NLD															
1	3:27.225	2	1:56.362	3	1:55.802	4	1:54.685	pit	2:10.358						

403 John v.d. Voort , Alfa 147 Sport / NLD															
1	2:27.692	2	2:06.620	3	1:57.848	4	1:55.982	5	1:55.849	pit	2:19.840	7	7:02.388	8	2:11.518
9	1:55.922	10	2:20.785	11	2:35.815	12	1:56.069								

404 Bart Drost , Renault Clio 1.6 Turbo Sport / NLD															
1	2:49.233	2	1:59.024	3	1:57.743	4	1:57.980	5	1:57.672	pit	2:14.638	7	3:12.793	8	2:29.516
9	2:39.305	10	1:58.000	11	1:58.158	pit	3:13.624								

405 Henk Tappel , BMW Zilhouette 2.0 Sport / NLD															
1	3:06.734	2	2:02.411	3	1:57.008	4	1:56.040	5	1:57.184	pit	2:47.084	pit	6:14.101	8	3:31.882
pit	2:14.344	10	4:51.121												

444 Pascal Ehlert , Renault Clio RS 3 Sport / NLD															
1	3:24.505	2	2:06.881	3	2:01.604	4	2:01.957	5	2:17.231	pit	2:28.777	7	3:52.207	8	2:53.995
9	2:00.848	10	2:00.482	11	3:17.767										



Lap Analysis qualifying, 14.07.2018

-Reg.No.: 0301.18.219

201 Dennis de Borst , Leon Cupra TCR Supersport 1 / NLD theoretical besttime: 1:46.580

Lap	Time	S1	V1	S2	V2	S3	V3	Vmax	Lap	Time	S1	V1	S2	V2	S3	V3	Vmax
1	2:45.403		131	40.282	81	40.888	223		7	5:09.769	4:08.294	172	28.145	188	33.330	220	
2	2:07.776	49.990	172	31.812	140			230	8	1:46.255	46.753	182	27.744	195		220	228
3	5:30.372	4:27.135	148	30.370	139	32.867	218		9	2:01.887	48.224	178	28.635	142	45.028	91	228
4	2:03.515	46.920	182	33.563	84	43.032	219	227	10	2:54.621	1:27.861	77	49.033	160	37.727	217	80
5	1:50.381	48.073	175	29.679	160	32.629	214	228	11	1:47.494	47.408	180	28.003	194	32.083	218	226
6	2:19.375	1:06.776	160	29.546	155			222									

202 René Steenmetz , Leon Cupra TCR Supersport 1 / NLD theoretical besttime: 1:46.746

Lap	Time	S1	V1	S2	V2	S3	V3	Vmax	Lap	Time	S1	V1	S2	V2	S3	V3	Vmax
1	2:34.641		133	33.725	137	35.876	209		8	2:37.215	50.916	158	37.080	105			224
2	1:53.044	51.367	172	29.185	195	32.492	220	208	9	3:47.964	2:36.958	164	31.418	142	39.588	219	
3	1:52.108	48.066	181	29.499	153	34.543	221	230	10	1:47.317	47.468	183	27.865	197	31.984	220	227
4	1:49.607	47.248	180	28.432	198	33.927	220	232	11	2:04.770	47.068	183	27.881	194	49.821	79	230
5	1:48.485	47.717	179	28.415	193	32.353	220	227	12	2:40.379	1:29.589	77	38.042	187	32.748	220	75
6	2:05.416	47.590	181	28.520	194			230	13	1:47.062	47.140	183	28.109	196	31.813	220	229
7	3:35.275	2:32.076	161	29.852	183	33.347	217										

208 Ted van Vliet , BMW E92 V8 Supersport 1 / NLD theoretical besttime: 1:49.582

Lap	Time	S1	V1	S2	V2	S3	V3	Vmax	Lap	Time	S1	V1	S2	V2	S3	V3	Vmax
1	2:18.124		122	34.152	187	36.654	212		8	1:50.401	48.914	178	28.526	199	32.961	227	
2	1:51.413	49.942	175	28.695	199	32.776	218		9	3:05.302	1:18.123	81	47.847	81	59.332	67	152
3	1:51.305	49.623	178	28.466	195	33.216	228		10	2:05.007	1:02.024	173	29.383	191	33.600	220	70
4	1:51.261	48.613	177	28.542	197	34.106	225		11	1:50.366	48.700	181	28.696	198	32.970	220	
5	2:08.998	49.158	176	31.224	155				12	2:37.612	48.340	180	37.793	72	1:11.479	77	
6	3:25.713	2:21.675	119	30.526	175	33.512	221		13	2:24.468	1:19.029	166	30.525	151	34.914	218	77
7	1:54.327	50.559	173	29.771	169	33.997	217		14	2:07.612	49.276	177	29.624	150	48.712	157	

209 Jan Marc Schulz , Porsche 996 GT3 Supersport 1 / NLD theoretical besttime: 1:53.728

Lap	Time	S1	V1	S2	V2	S3	V3	Vmax	Lap	Time	S1	V1	S2	V2	S3	V3	Vmax
1	3:13.632		104	39.754	96	41.665	177		8	2:22.770	50.685	171	30.293	153			212
2	2:08.294	58.859	140	33.471	165	35.964	212	183	9	4:01.187	2:55.672	172	30.810	185	34.705	220	
3	1:58.632	52.069	167	31.719	175	34.844	220	207	10	1:54.568	50.643	174	29.760	190	34.165	221	212
4	1:55.954	50.851	174	30.179	188	34.924	215	213	11	2:34.650	50.409	174	40.130	77	1:04.111	78	209
5	2:05.209	51.318	173	30.116	182			205	12	2:22.245	1:16.835	164	30.078	171	35.332	222	78
6	2:42.355	1:37.707	168	30.137	193	34.511	219		13	1:59.433	50.153	173	29.410	188	39.870	164	222
7	1:55.551	50.937	174	29.612	195	35.002	220	209									

210 Fred Cavanagh , BMW M3 E90 Supersport 1 / NLD theoretical besttime: 1:48.693


Lap	Time	S1	V1	S2	V2	S3	V3	Vmax	Lap	Time	S1	V1	S2	V2	S3	V3	Vmax
1	2:25.443		132	33.895	181	36.292	192		4	1:48.726	47.900	180	28.117	198	32.709	221	226
2	1:55.943	52.923	171	29.282	188	33.738	219	170	5	2:07.307	48.131	179	29.988	148			231
3	1:49.363	48.355	172	28.332	198	32.676	218	227	6	4:44.232	3:42.446	165	28.739	194	33.047	218	

222 Ronald van Loon , BMW E46 M3 Supersport 1 / NLD theoretical besttime: 1:49.178

Lap	Time	S1	V1	S2	V2	S3	V3	Vmax	Lap	Time	S1	V1	S2	V2	S3	V3	Vmax
1	2:38.745		152	36.552	129	40.279	218		6	11:56.900	10:55	178	28.639	179	33.158	218	
2	2:01.149	48.498	179	28.905	187	43.746	217	228	7	1:50.711	48.273	180	29.658	183	32.780	220	230
3	1:50.150	48.180	180	28.907	197	33.063	220	229	8	2:35.245	48.162	180	37.472	70	1:09.611	77	230
4	1:50.111	47.910	179	28.925	192	33.276	219	231	9	2:17.035	1:15.291	176	28.760	195	32.984	217	79
5	2:00.995	49.430	157	29.655	181			228	10	1:49.952	48.456	176	28.488	195	33.008	219	228

245 Robert van den Berg , BMW E90 Supersport 1 / NLD theoretical besttime: 1:47.730

Lap	Time	S1	V1	S2	V2	S3	V3	Vmax	Lap	Time	S1	V1	S2	V2	S3	V3	Vmax
1	2:19.271		143	31.718	156	34.618	217		8	2:18.807	47.517	178	30.431	123	1:00.859	85	227
2	2:01.240	51.986	146	34.921	146	34.333	220	210	9	2:49.320	1:37.367	75	38.961	195	32.992	217	65
3	2:06.651	48.609	174	32.548	141			225	10	1:47.582	47.360	178	28.029	198	221	228	
4	3:44.075	2:33.328	161	37.895	167	32.852	220		11	1:47.896	47.263	176	28.195	199	32.438	221	231
5	2:09.683	47.464	179	30.223	136	51.996	197	230	12	2:51.972	52.515	126	54.597	68	1:04.860	74	229
6	1:49.090	48.236	178	28.232	198	32.622	218	212	13	2:00.179	58.614	172	29.023	196	32.542	220	69
7	1:48.259	47.440	178	28.364	198	32.455	220	227	14	1:47.942	47.408	171	28.073	197	32.461	217	230



Lap Analysis qualifying, 14.07.2018

-Reg.No.: 0301.18.219

246 Ruud Olij , BMW E92 M3 Supersport 1 / NLD

theoretical besttime: 1:47.527

Lap	Time	S1	V1	S2	V2	S3	V3	Vmax	Lap	Time	S1	V1	S2	V2	S3	V3	Vmax
1	2:18.471		114	32.928	153	36.034	217		8	1:47.797	47.216	185	28.300	202	32.281	223	233
2	1:51.181	50.098	179	28.553	185	32.530	225	183	9	2:27.643	49.165	147	39.399	107			234
3	1:48.403	47.269	187	28.212	201	32.922	212	229	10	4:06.612	3:03.616	177	29.910	199	33.086	224	
4	1:49.681	47.193	186	29.598	188	32.890	221	227	11	1:48.057	47.323	186	28.247	202	32.487	223	236
5	2:04.809	49.410	174	30.019	191			229	12	2:48.817	57.719	100	47.306	67	1:03.792	78	235
6	2:55.092	1:42.373	148	37.972	92	34.747	220		13	2:02.661	59.413	153	29.216	193	34.032	223	67
7	1:48.567	47.199	186	28.820	197	32.548	221	232	14	1:47.568	47.122	186	28.124	202	32.322	224	234

259 Marcel van de Maat , BMW E46 GTR Supersport 1 / NLD

theoretical besttime: 1:47.424

Lap	Time	S1	V1	S2	V2	S3	V3	Vmax	Lap	Time	S1	V1	S2	V2	S3	V3	Vmax
1	2:28.488		149	30.912	157	37.381	216		8	2:21.614	47.523	179	28.330	195	1:05.761	78	223
2	1:53.085	50.355	170	29.168	171	33.562	220	177	9	2:52.249	1:35.296	65	44.273	186	32.680	217	67
3	1:51.334	48.552	176	28.843	182	33.939	218	194	10	1:47.906	48.005	179	27.996	195	31.905	219	222
4	1:57.701	48.176	178	28.649	183			207	11	1:47.872	47.656	180	28.152	195	32.064	219	223
5	3:42.957	2:26.256	160	29.926	184	46.775	79		12	2:42.536	52.040	111	46.700	76			223
6	2:05.826	1:03.723	168	29.423	188	32.680	217	74	13	2:28.561	1:27.131	175	28.549	192	32.881	220	
7	1:47.942	47.929	179	28.041	196	31.972	218	209	14	1:48.335	48.091	178	28.095	195	32.149	218	215

262 Roelant de Waard , Lotus Exige V6 Supersport 1 / NLD

theoretical besttime: 1:49.364

Lap	Time	S1	V1	S2	V2	S3	V3	Vmax	Lap	Time	S1	V1	S2	V2	S3	V3	Vmax
1	2:32.473		141	33.945	173	37.328	219		8	2:03.817	49.268	166	29.240	205	45.309	81	239
2	1:56.742	52.633	167	30.554	188	33.555	228	206	9	2:49.070	1:23.122	85	45.008	81	40.940	224	81
3	1:51.657	48.537	179	28.560	191	34.560	229	241	10	1:52.828	49.070	176	29.152	206	34.606	226	235
4	1:49.980	48.536	179	28.421	207	33.023	228	242	11	1:51.168	48.445	176	29.127	198	33.596	224	239
5	1:50.514	48.713	176	28.726	206	33.075	228	239	12	2:33.365	48.469	176	41.061	80	1:03.835	81	236
6	2:04.454	48.595	178	28.471	206			238	13	2:20.789	1:17.667	162	29.659	205	33.463	227	76
7	3:35.488	2:31.959	170	29.628	203	33.901	227		14	2:13.923	47.978	181	28.363	207			238

263 Jan van der Kooi , Lotus Exige Supersport 1 / NLD

theoretical besttime: 1:48.323

Lap	Time	S1	V1	S2	V2	S3	V3	Vmax	Lap	Time	S1	V1	S2	V2	S3	V3	Vmax
1	3:02.080		121	38.972	110	37.913	212		8	1:48.726	48.003	180	28.220	198	32.503	221	219
2	1:58.530	54.049	157	30.256	191	34.225	219	187	9	2:36.748	52.207	145	40.122	66			205
3	1:49.153	48.726	178	28.084	198	32.343	221	219	10	3:48.211	2:43.788	161	29.935	179	34.488	218	
4	1:49.220	48.463	174	28.483	198	32.274	220	229	11	1:51.384	49.636	172	28.816	192	32.932	221	207
5	1:48.891	48.557	181	28.098	199	32.236	220	224	12	2:37.171	48.152	150	43.866	74	1:05.153	74	227
6	2:06.881	48.140	177	39.808	66	38.933	215	229	13	2:14.305	1:07.569	154	33.329	192	33.407	218	78
7	1:48.996	48.359	180	28.222	199	32.415	220	215	14	1:55.036	48.394	174	28.706	196	37.936	174	226

266 Max Veels , Seat Sport Leon Cup Racer Supersport 1 / NLD

theoretical besttime: 1:49.479

Lap	Time	S1	V1	S2	V2	S3	V3	Vmax	Lap	Time	S1	V1	S2	V2	S3	V3	Vmax
1	2:25.436		136	32.213	152	35.827	208		7	1:51.184	48.711	174	28.700	185	33.773	209	221
2	1:53.428	50.996	172	29.223	180	33.209	214	184	8	2:04.758	48.697	175	29.504	138			218
3	1:49.962	48.500	176	28.676	187	32.786	214	218	9	5:14.721	4:02.970	159	35.917	130	35.834	213	
4	1:49.676	48.510	176	28.451	188	32.715	214	221	10	1:51.181	48.646	175	29.353	185	33.182	213	221
5	2:03.987	48.313	176	28.846	175			223	11	2:32.844	49.126	144	41.931	80			219
6	3:18.997	2:15.960	131	30.131	185	32.906	212										

292 Floris Dullaart , Audi TCR Supersport 1 / NLD


theoretical besttime: 1:48.873

Lap	Time	S1	V1	S2	V2	S3	V3	Vmax	Lap	Time	S1	V1	S2	V2	S3	V3	Vmax
1	4:18.757		110	40.409	105				5	2:21.999	1:19.411	162	29.419	190	33.169	214	81
2	3:21.030	2:13.808	130	32.036	170	35.186	209		6	1:49.040	48.492	180	28.146	193	32.402	215	224
3	4:34.777	50.748	174	29.288	188			211	7	4:59.023	48.325	179	28.310	192	3:42.388	168	225
4	6:59.523	5:11.421	84	48.360	79	59.742	79		8	2:03.363	56.761	162	29.983	148	36.619	153	153

355 Patrick de Vreede , BMW E46 M3 Supersport 2 / NLD

theoretical besttime: 1:52.092

Lap	Time	S1	V1	S2	V2	S3	V3	Vmax	Lap	Time	S1	V1	S2	V2	S3	V3	Vmax
1	2:39.923		141	35.395	125	41.032	207		8	2:10.647	49.681	171	29.426	182			214
2	1:54.057	50.419	171	29.570	182	34.068	206	206	9	4:49.711	3:43.496	162	32.484	160	33.731	208	
3	1:53.154	50.185	169	29.489	182	33.480	208	211	10	1:52.379	49.664	172	29.244	182	33.471	209	214
4	1:52.701	50.055	168	29.262	183	33.384	208	209	11	2:32.987	49.858	147	40.842	78			216
5	2:03.575	50.905	163	30.231	177			203	12	2:48.420	1:45.035	169	29.382	179	34.003	207	
6	3:17.445	2:12.578	149	30.832	169	34.035	205		13	1:52.492	50.064	173	29.235	182	33.193	209	212
7	1:52.678	49.975	172	29.302	180	33.401	206	210									



Lap Analysis qualifying, 14.07.2018

-Reg.No.: 0301.18.219

356 Remco de Beus , BMW E36 M3 Supersport 2 / NLD										theoretical besttime: 1:53.650								
Lap	Time	S1	V1	S2	V2	S3	V3	Vmax		Lap	Time	S1	V1	S2	V2	S3	V3	Vmax
1	3:04.660		118	37.526	118	39.755	193			7	1:54.727	50.864	166	29.725	182	34.138	205	207
2	2:02.231	55.572	161	31.155	173	35.504	201	169		8	1:56.017	50.009	170	31.357	154	34.651	206	207
3	1:56.039	51.809	166	29.947	180	34.283	205	202		9	3:15.195	1:18.921	75	48.734	77		206	212
4	1:54.117	50.464	171	29.503	183	34.150	201	212		10	3:10.761	2:05.438	162	30.264	155	35.059	206	
5	1:55.492	50.970	169	29.860	179	34.662	207	205		11	2:14.726	54.468	146	31.467	163			204
6	2:07.692	54.573	109	38.582	165	34.537	205	209										

381 Nicolas Delencre , Peugeot 308 Cup Supersport 2 / BEL										theoretical besttime: 1:51.524								
Lap	Time	S1	V1	S2	V2	S3	V3	Vmax		Lap	Time	S1	V1	S2	V2	S3	V3	Vmax
1	2:29.428		145	33.392	151	38.915	203			9	2:33.652	49.674	167	42.288	61	1:01.690	83	216
2	1:56.519	52.751	162	29.809	179	33.959	207	164		10	2:37.829	1:34.084	142	30.126	175	33.619	208	84
3	1:56.332	50.198	172	29.775	160	36.359	209	214		11	1:52.195	49.333	173	29.090	177	33.772	208	216
4	1:52.265	49.077	171	29.533	186	33.655	207	217		12	1:52.586	49.809	172	29.147	186	33.630	208	217
5	1:52.336	49.554	174	29.312	184	33.470	207	215		13	3:00.640	1:25.509	82	54.289	70	40.842	204	201
6	2:18.443	49.989	172	29.451	183	59.003	177	215		14	1:52.290	49.664	174	29.204	187	33.422	207	212
7	1:54.278	51.403	171	29.422	174	33.453	207	196		15	1:52.162	49.909	173	29.145	183		208	216
8	1:52.481	50.034	173	29.039	187	33.408	209	217										

401 Chris Voet , Peugeot RCZ Cup Sport / BEL										theoretical besttime: 1:55.488								
Lap	Time	S1	V1	S2	V2	S3	V3	Vmax		Lap	Time	S1	V1	S2	V2	S3	V3	Vmax
1	3:05.928		120	36.816	117	40.194	194			8	3:57.155	2:05.946	80	48.411	76	1:02.798	79	
2	2:07.323	58.905	150	31.727	168	36.691	199	155		9	2:16.255	1:10.445	163	30.273	156	35.537	202	74
3	1:59.188	53.212	160	30.529	178	35.447	200	193		10	1:56.166	51.395	165	29.721	170	35.050	203	200
4	1:56.800	51.870	165	30.060	178	34.870	203	197		11	2:17.580	50.917	168	31.535	137	55.128	73	207
5	1:56.342	51.283	167	30.008	176	35.051	201	204		12	2:43.593	1:31.606	75	36.291	168	35.696	198	78
6	2:19.896	1:10.355	77	34.351	165	35.190	203	207		13	1:56.142	51.318	166	29.974	178	34.850	201	203
7	2:09.790	51.342	166	31.304	174			207										

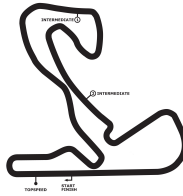
402 Rob Nieman , Renault Clio 1.6 Turbo Sport / NLD										theoretical besttime: 1:54.533								
Lap	Time	S1	V1	S2	V2	S3	V3	Vmax		Lap	Time	S1	V1	S2	V2	S3	V3	Vmax
1	3:27.225		153	33.578	173	36.549	197			4	1:54.685	50.624	169	29.985	178	34.076	199	208
2	1:56.362	52.159	168	29.833	179	34.370	201	205		5	2:10.358	52.267	160	31.875	151			207
3	1:55.802	50.686	163	31.000	179	34.116	199	209										

403 John v.d. Voort , Alfa 147 Sport / NLD										theoretical besttime: 1:55.658								
Lap	Time	S1	V1	S2	V2	S3	V3	Vmax		Lap	Time	S1	V1	S2	V2	S3	V3	Vmax
1	2:27.692		135	33.566	148	38.327	190			7	7:02.388	5:13.051	78	48.782	75	1:00.555	80	
2	2:06.620	54.599	135	36.249	163	35.772	193	171		8	2:11.518	1:04.644	160	31.904	140	34.970	191	79
3	1:57.848	52.551	161	30.153	173	35.144	193	193		9	1:55.922	51.391	164	29.872	172	34.659	193	197
4	1:55.982	51.501	163	29.984	172	34.497	192	200		10	2:20.785	51.315	163	30.417	122	59.053	79	199
5	1:55.849	51.289	163	29.974	171		190	199		11	2:35.815	1:29.587	88	31.086	171	35.142	190	78
6	2:19.840	51.441	163	35.401	80			199		12	1:56.069	51.388	163	30.014	172	34.667	191	197

404 Bart Drost , Renault Clio 1.6 Turbo Sport / NLD										theoretical besttime: 1:57.182								
Lap	Time	S1	V1	S2	V2	S3	V3	Vmax		Lap	Time	S1	V1	S2	V2	S3	V3	Vmax
1	2:49.233		145	33.931	126	42.842	193			7	3:12.793	2:06.468	162	30.812	172	35.513	193	
2	1:59.024	52.984	162	30.734	175	35.306	194	201		8	2:29.516	52.020	160	39.230	81	58.266	79	202
3	1:57.743	52.096	163	30.370	175	35.277	194	202		9	2:39.305	1:29.601	81	33.670	158	36.034	194	78
4	1:57.980	52.289	159	30.758	175	34.933	195	201		10	1:58.000	52.318	162	30.555	174	35.127	195	202
5	1:57.672	52.024	164	30.478	175	35.170	194	203		11	1:58.158	52.649	162	30.443	176	35.066	195	203
6	2:14.638	51.879	162	37.466	96			202		12	3:13.624	1:22.698	80	53.926	69			171

405 Henk Tappel , BMW Zilhouette 2.0 Sport / NLD										theoretical besttime: 1:56.022								
Lap	Time	S1	V1	S2	V2	S3	V3	Vmax		Lap	Time	S1	V1	S2	V2	S3	V3	Vmax
1	3:06.734		106	35.716	144	37.552	188			6	2:47.084	1:07.635	71	47.469	125			154
2	2:02.411	56.492	156	31.010	169	34.909	192	162		7	6:14.101	4:21.398	74	48.278	84			
3	1:57.008	52.284	164	30.261	169	34.463	193	199		8	3:31.882	2:19.641	157	34.477	136	37.764	186	
4	1:56.040	51.409	165	30.150	167	34.481	193	200		9	2:14.344	52.733	165	31.084	128			185
5	1:57.184	51.511	167	30.291	167	35.382	191	197		10	4:51.121	3:44.537	148	31.205	159	35.379	155	

DTM Zandvoort
 Zandvoort, length 4307 m
 13. - 15.07.2018
 Supercar Challenge



-Reg.No.: 0301.18.219

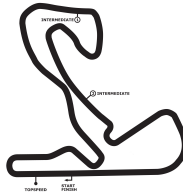
Lap Analysis qualifying, 14.07.2018

444 Pascal Ehlert , Renault Clio RS 3 Sport / NLD

theoretical besttime: 2:00.307

Lap	Time	S1	V1	S2	V2	S3	V3	Vmax	Lap	Time	S1	V1	S2	V2	S3	V3	Vmax
1	3:24.505		113	37.654	114	42.387	181		7	3:52.207	2:13.164	143	37.098	80	1:01.945	76	
2	2:06.881	57.508	140	32.237	163	37.136	185	180	8	2:53.995	1:34.099	70	43.176	157	36.720	189	77
3	2:01.604	54.262	154	31.206	167	36.136	188	191	9	2:00.848	53.729	157	31.302	166	35.817	187	194
4	2:01.957	54.297	154	31.682	164	35.978	189	194	10	2:00.482	53.344	155	31.146	166	35.992	188	195
5	2:17.231	53.602	153	31.611	166	52.018	74	196	11	3:17.767	1:27.207	81	54.086	70			160
6	2:28.777	1:10.075	152	31.883	166			75									

DTM Zandvoort
 Zandvoort, length 4307 m
 13. - 15.07.2018
 Supercar Challenge

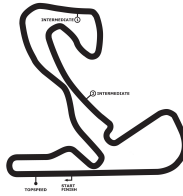


-Reg.No.: 0301.18.219

Topspeed qualifying, 14.07.2018

Car No.	Driver	Make	Speed km/h
262	Roelant de Waard	Lotus Exige V6	242
246	Ruud Olij	BMW E92 M3	236
202	René Steenmetz	Leon Cupra TCR	232
210	Fred Cavanagh	BMW M3 E90	231
245	Robert van den Berg	BMW E90	231
222	Ronald van Loon	BMW E46 M3	231
201	Dennis de Borst	Leon Cupra TCR	230
263	Jan van der Kooi	Lotus Exige	229
292	Floris Dullaart	Audi TCR	225
259	Marcel van de Maat	BMW E46 GTR	223
266	Max Veels	Seat Sport Leon Cup Racer	223
209	Jan Marc Schulz	Porsche 996 GT3	222
381	Nicolas Delencre	Peugeot 308 Cup	217
355	Patrick de Vreede	BMW E46 M3	216
356	Remco de Beus	BMW E36 M3	212
402	Rob Nieman	Renault Clio 1.6 Turbo	209
401	Chris Voet	Peugeot RCZ Cup	207
404	Bart Drost	Renault Clio 1.6 Turbo	203
403	John v.d. Voort	Alfa 147	200
405	Henk Tappel	BMW Zilhouette 2.0	200
444	Pascal Ehlert	Renault Clio RS 3	196
208	Ted van Vliet	BMW E92 V8	152

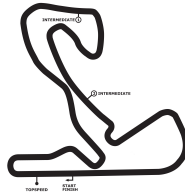
DTM Zandvoort
Zandvoort, length 4307 m
13. - 15.07.2018
Supercar Challenge



Best Sector Times qualifying

-Reg.No.: 0301.18.219

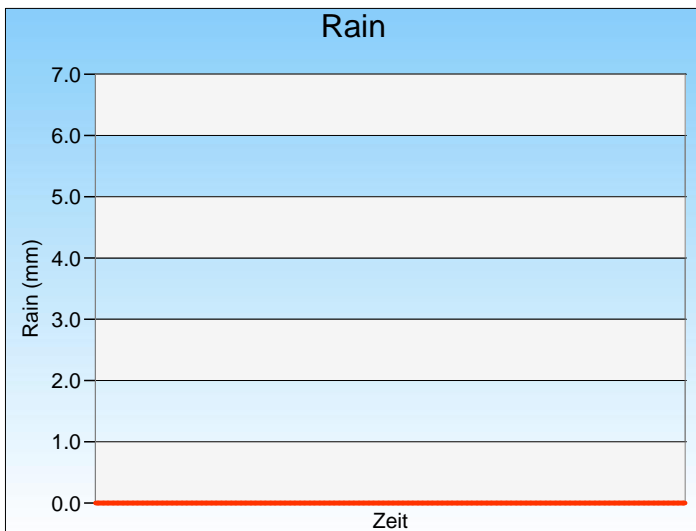
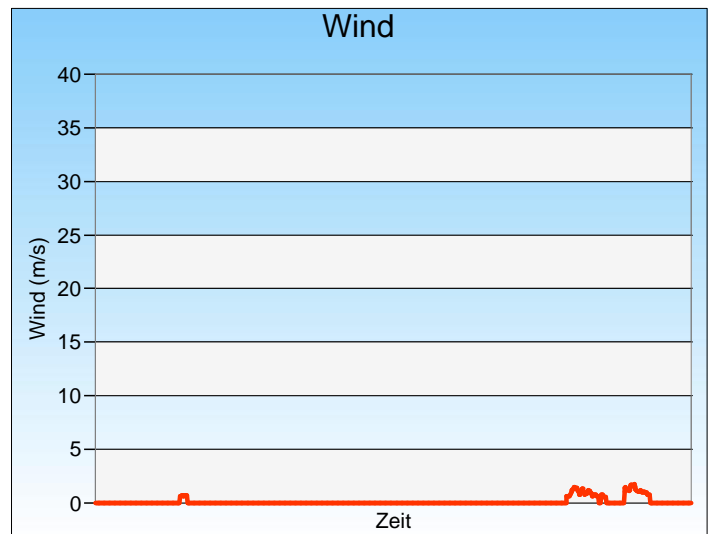
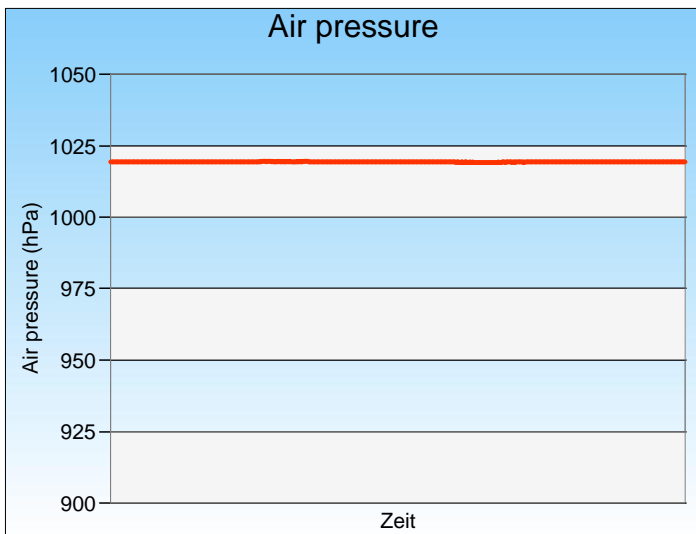
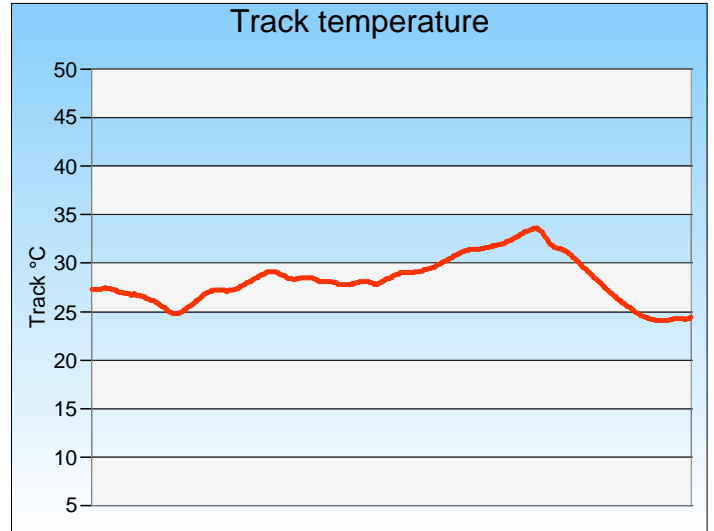
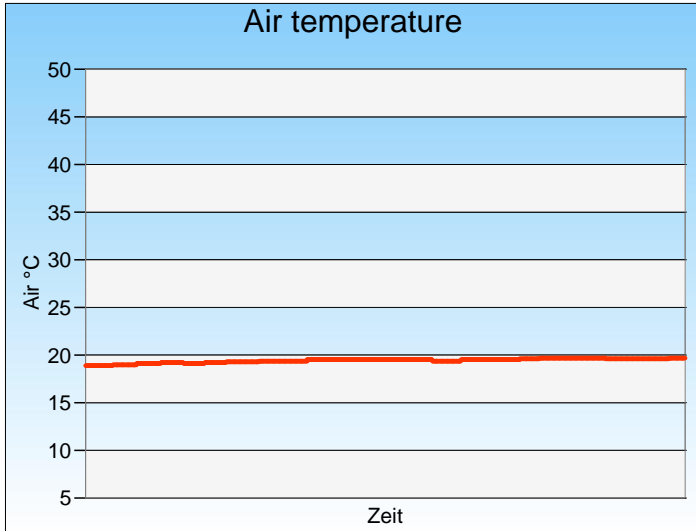
Pos.	sector 1		sector 2		sector 3		theoretical and best lap time							
	No	Driver	Time	No	Driver	Time	No	Driver	Time	No	Driver	theoretical	Best	Pos
1	201	de Borst-van Oord	46.753	201	de Borst-van Oord	27.744	202	Steenmetz R.	31.813	201	de Borst-van Oord	1:46.580	1:47.494	2
2	202	Steenmetz R.	47.068	202	Steenmetz R.	27.865	259	van de Maat-Schreur	31.905	202	Steenmetz R.	1:46.746	1:47.062	1
3	246	Olij R.	47.122	259	van de Maat-Schreur	27.996	201	de Borst-van Oord	32.083	259	van de Maat-Schreur	1:47.424	1:47.872	4
4	245	van den Berg-van de	47.263	245	van den Berg-van de	28.029	263	van der Kooi-Speelm	32.236	246	Olij R.	1:47.527	1:47.568	3
5	259	van de Maat-Schreur	47.523	263	van der Kooi-Speelm	28.084	246	Olij R.	32.281	245	van den Berg-van de	1:47.730	1:47.896	5
6	210	Cavanagh-van Soele	47.900	210	Cavanagh-van Soele	28.117	292	Dullaart-Koster	32.402	263	van der Kooi-Speelm	1:48.323	1:48.726	7
7	222	van Loon-van Loon	47.910	246	Olij R.	28.124	245	van den Berg-van de	32.438	210	Cavanagh-van Soele	1:48.693	1:48.726	6
8	262	de Waard R.	47.978	292	Dullaart-Koster	28.146	210	Cavanagh-van Soele	32.676	292	Dullaart-Koster	1:48.873	1:49.040	8
9	263	van der Kooi-Speelm	48.003	262	de Waard R.	28.363	266	Veels-van der Ende	32.715	222	van Loon-van Loon	1:49.178	1:49.952	10
10	266	Veels-van der Ende	48.313	266	Veels-van der Ende	28.451	208	van Vliet T.	32.776	262	de Waard R.	1:49.364	1:49.980	11
11	292	Dullaart-Koster	48.325	208	van Vliet T.	28.466	222	van Loon-van Loon	32.780	266	Veels-van der Ende	1:49.479	1:49.676	9
12	208	van Vliet T.	48.340	222	van Loon-van Loon	28.488	262	de Waard R.	33.023	208	van Vliet T.	1:49.582	1:50.366	12
13	381	Delencre N.	49.077	381	Delencre N.	29.039	355	de Vreede-de Leeuw	33.193	381	Delencre N.	1:51.524	1:52.195	13
14	355	de Vreede-de Leeuw	49.664	355	de Vreede-de Leeuw	29.235	381	Delencre N.	33.408	355	de Vreede-de Leeuw	1:52.092	1:52.379	14
15	356	de Beus R.	50.009	209	Schulz J.	29.410	402	Nieman R.	34.076	356	de Beus R.	1:53.650	1:54.117	15
16	209	Schulz J.	50.153	356	de Beus R.	29.503	356	de Beus R.	34.138	209	Schulz J.	1:53.728	1:54.568	16
17	402	Nieman R.	50.624	401	Voet-v. d. Broeck	29.721	209	Schulz J.	34.165	402	Nieman R.	1:54.533	1:54.685	17
18	401	Voet-v. d. Broeck	50.917	402	Nieman R.	29.833	405	Tappel-Wisselink	34.463	401	Voet-v. d. Broeck	1:55.488	1:56.142	20
19	403	v.d. Voort-v.d. Sloot	51.289	403	v.d. Voort-v.d. Sloot	29.872	403	v.d. Voort-v.d. Sloot	34.497	403	v.d. Voort-v.d. Sloot	1:55.658	1:55.922	18
20	405	Tappel-Wisselink	51.409	405	Tappel-Wisselink	30.150	401	Voet-v. d. Broeck	34.850	405	Tappel-Wisselink	1:56.022	1:56.040	19
21	404	Drost B.	51.879	404	Drost B.	30.370	404	Drost B.	34.933	404	Drost B.	1:57.182	1:57.672	21
22	444	Ehlert P.	53.344	444	Ehlert P.	31.146	444	Ehlert P.	35.817	444	Ehlert P.	2:00.307	2:00.482	22



-Reg.No.: 0301.18.219

Weather qualifying

14.07.2018, 08:30:00 - 9:00:00



Weather:

sunny

