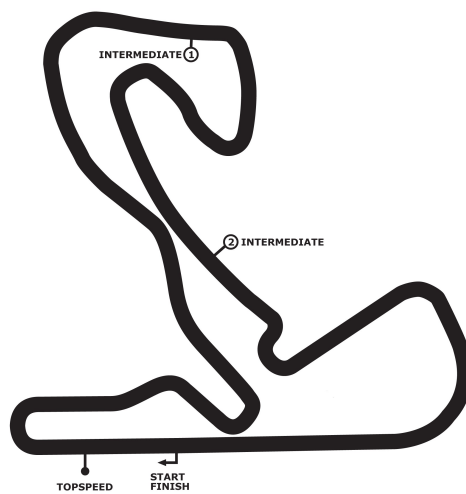




**CHALLENGE**  
HENKBOEK  
WED. 13.07.2018

# DTM Zandvoort


## free practice



**Zandvoort 4307 m**

**13. - 15.07.2018**

**DTM Zandvoort**  
Zandvoort, length 4307 m  
13. - 15.07.2018  
Supercar Challenge



-Reg.No.: 0301.18.219

**Result free practice, 13.07.2018**

Rk	No.	Cl	Driver	Nat.	Team	Car	laps	Besttime	GAP	km/h
1	201	SS1	Dennis de Borst Stan van Oord	NLD NLD	Febo Racing Team	Leon Cupra TCR	15	1:48.305		143.162
2	259	SS1	Marcel van de Maat Peter Schreurs	NLD NLD	BS Racing Team	BMW E46 GTR	16	1:49.171	00.866	142.027
3	202	SS1	René Steenmetz	NLD	Ferry Monster Autosport	Leon Cupra TCR	14	1:49.624	01.319	141.440
4	292	SS1	Floris Dullaart Dillon Koster	NLD NLD	Certainty Racing	Audi TCR	17	1:49.884	01.579	141.105
5	246	SS1	Ruud Olij	NLD	Stichting Euro Autosport	BMW E92 M3	16	1:50.074	01.769	140.862
6	100	GT	Cor Euser	NLD	Cor Euser Racing	Marcos Mantis	11	1:50.123	01.818	140.799
7	222	SS1	Ronald van Loon Luuk van Loon	NLD NLD	Blueberry Racing	BMW E46 M3	12	1:50.668	02.363	140.106
8	266	SS1	Max Veels Jack van der Ende	NLD NLD	JW Raceservice	Seat Sport Leon Cup Racer	15	1:50.681	02.376	140.089
9	245	SS1	Robert van den Berg Benjamin van den Berg	NLD NLD	Harders Plaza	BMW E90	10	1:50.983	02.678	139.708
10	208	SS1	Ted van Vliet	NLD	JR Motorsport	BMW E92 V8	17	1:51.482	03.177	139.083
11	210	SS1	Fred Cavanagh Pieter van Soelen	NLD NLD	JR Motorsport	BMW M3 E90	16	1:52.493	04.188	137.833
12	262	SS1	Roelant de Waard	NLD	Van der Kooi Racing	Lotus Exige V6	16	1:53.226	04.921	136.940
13	381	SS2	Nicolas Delencre	BEL	Why Not Pitstop Racing Events	Peugeot 308 Cup	17	1:53.490	05.185	136.622
14	209	SS1	Jan Marc Schulz	NLD	Topper Team	Porsche 996 GT3	15	1:53.565	05.260	136.532
15	263	SS1	Jan van der Kooi Pricilla Speelman	NLD NLD	Van der Kooi Racing	Lotus Exige	15	1:55.143	06.838	134.660
16	355	SS2	Patrick de Vreede Rogier de Leeuw	NLD NLD	Brightfiber Glaszevel Promotie Team	BMW E46 M3	13	1:55.245	06.940	134.541
17	403	SP	John v.d. Voort Sandra v.d. Sloot	NLD NLD	Kustlicht	Alfa 147	16	1:56.344	08.039	133.270
18	402	SP	Rob Nieman	NLD	Spirit Racing	Renault Clio 1.6 Turbo	13	1:57.716	09.411	131.717
19	356	SS2	Remco de Beus	NLD	MWR Racing	BMW E36 M3	6	1:59.251	10.946	130.022
20	404	SP	Bart Drost	NLD	Spirit Racing	Renault Clio 1.6 Turbo	16	1:59.769	11.464	129.459
21	405	SP	Henk Tappel Harold Wisselink	NLD NLD	Racing Team Tappel	BMW Zilhouette 2.0	14	1:59.879	11.574	129.340
22	444	SP	Pascal Ehlert	NLD	RDS Racing	Renault Clio RS 3	15	2:00.247	11.942	128.945
23	373	SS2	Nick Sanderson	GBR	Ricci Concept	Seat Leon Supercopa MKII	2	2:15.499	27.194	114.430

Issued:

Race Director

Timekeeper:

**subject to final scrutineering**


Timekeeping and Dataservice: wige SOLUTIONS GmbH & Co. KG, Meckenheim, GER

Page 1

wige SOLUTIONS

Chief timekeeping: Stefan Schlerkmann, Roetgen, GER, stefan.schlerkmann@wige.de

printed : 13.7.2018 - 14:12



**Lap by Lap free practice, 13.07.2018**

-Reg.No.: 0301.18.219

<b>100 Cor Euser , Marcos Mantis GT / NLD</b>															
pit	7:05.597	2	15:54.242	pit	2:05.404	4	6:57.640	5	1:51.991	6	2:07.754	7	<b>1:50.123</b>	8	1:51.029
9	1:51.105	10	1:50.511	pit	2:01.885										

<b>201 Dennis de Borst , Leon Cupra TCR Supersport 1 / NLD</b>															
1	2:17.564	2	2:10.501	3	1:58.082	pit	2:25.128	5	14:17.079	pit	2:06.521	7	7:36.168	8	1:49.036
9	1:48.891	10	1:50.041	11	<b>1:48.305</b>	pit	2:01.216	13	4:52.205	14	1:52.278	pit	2:04.269		

<b>202 René Steenmetz , Leon Cupra TCR Supersport 1 / NLD</b>															
1	2:14.901	pit	2:11.019	pit	5:03.807	4	13:42.613	pit	2:11.520	6	7:31.678	7	1:52.257	8	1:51.900
9	1:50.758	10	<b>1:49.624</b>	pit	1:59.034	12	4:02.816	13	1:51.594	14	1:50.049				

<b>208 Ted van Vliet , BMW E92 V8 Supersport 1 / NLD</b>															
1	2:44.773	2	1:58.041	3	1:53.475	pit	2:18.415	5	14:11.547	pit	2:11.850	7	6:49.946	8	1:52.496
9	1:55.436	10	1:54.170	11	1:53.450	12	1:53.254	13	1:52.508	14	1:52.005	15	<b>1:51.482</b>	16	2:00.492
17	2:09.847														

<b>209 Jan Marc Schulz , Porsche 996 GT3 Supersport 1 / NLD</b>															
1	4:32.528	2	2:03.719	pit	2:29.635	4	15:04.884	pit	2:30.162	6	5:51.023	7	1:56.105	8	1:54.993
pit	2:04.237	10	2:50.762	11	1:56.111	12	1:54.213	13	1:54.668	14	1:54.553	15	<b>1:53.565</b>		

<b>210 Fred Cavanagh , BMW M3 E90 Supersport 1 / NLD</b>															
1	2:46.720	2	1:57.045	3	1:52.884	pit	2:24.396	5	13:57.654	pit	2:04.986	7	6:57.206	8	1:52.512
pit	2:27.879	10	2:43.985	11	1:53.342	12	1:53.019	13	<b>1:52.493</b>	14	1:53.809	15	1:54.895	pit	2:06.388

<b>222 Ronald van Loon , BMW E46 M3 Supersport 1 / NLD</b>															
1	2:55.792	2	1:56.599	3	1:54.916	pit	2:31.181	5	13:56.314	pit	2:15.880	7	6:38.485	8	1:51.779
9	1:54.525	10	1:51.464	11	<b>1:50.668</b>	pit	1:59.210								

<b>245 Robert van den Berg , BMW E90 Supersport 1 / NLD</b>															
pit	4:18.547	pit	19:34.420	3	12:54.216	4	1:54.148	pit	1:57.772	6	3:43.143	7	1:54.511	8	1:51.695
9	<b>1:50.983</b>	pit	2:09.770												

<b>246 Ruud Olij , BMW E92 M3 Supersport 1 / NLD</b>															
1	2:56.928	2	1:56.350	3	1:54.819	pit	2:33.911	5	13:58.069	pit	2:21.426	7	6:31.165	pit	2:00.861
9	4:07.858	10	1:50.156	11	1:50.677	12	1:50.363	13	<b>1:50.074</b>	14	1:53.899	15	1:52.852	16	1:56.086

<b>259 Marcel van de Maat , BMW E46 GTR Supersport 1 / NLD</b>															
1	2:29.354	2	1:57.130	3	1:52.788	pit	2:16.725	5	14:27.324	pit	2:03.956	7	7:07.119	8	1:49.348
9	1:52.499	pit	1:59.857	11	3:09.753	12	1:50.518	13	<b>1:49.171</b>	14	1:49.551	15	1:49.510	pit	2:00.129

<b>262 Roelant de Waard , Lotus Exige V6 Supersport 1 / NLD</b>															
1	2:24.208	2	2:01.580	3	1:57.804	pit	2:21.272	5	14:41.519	pit	2:27.851	7	6:52.573	8	1:55.949
9	1:54.707	10	1:55.801	11	<b>1:53.226</b>	12	1:54.661	13	1:55.504	14	1:55.380	15	1:53.361	pit	2:12.873

<b>263 Jan van der Kooi , Lotus Exige Supersport 1 / NLD</b>															
pit	3:00.098	2	3:03.457	pit	2:21.272	4	14:59.195	pit	2:22.264	6	6:52.396	7	1:57.891	8	1:56.564
9	2:01.164	10	1:58.302	11	<b>1:55.143</b>	12	1:55.425	13	1:56.379	14	1:59.414	pit	2:09.052		

**DTM Zandvoort**  
 Zandvoort, length 4307 m  
 13. - 15.07.2018  
 Supercar Challenge



**Lap by Lap free practice, 13.07.2018**

-Reg.No.: 0301.18.219

<b>266 Max Veels , Seat Sport Leon Cup Racer Supersport 1 / NLD</b>															
1	2:27.068	2	1:57.895	3	1:52.284	pit	2:16.188	5	15:27.688	pit	2:36.958	7	5:59.218	8	1:53.136
9	1:52.885	pit	2:07.182	11	3:36.393	12	1:51.193	13	1:51.388	14	<b>1:50.681</b>	pit	1:58.786		

<b>292 Floris Dullaart , Audi TCR Supersport 1 / NLD</b>															
1	2:25.528	2	2:01.295	3	1:58.559	pit	2:23.747	5	14:36.969	pit	2:26.382	7	6:52.100	8	1:54.482
9	1:52.360	10	1:51.612	11	1:50.352	12	1:50.652	13	1:51.555	14	1:52.650	15	<b>1:49.884</b>	16	1:50.326
17	1:50.117														

<b>355 Patrick de Vreede , BMW E46 M3 Supersport 2 / NLD</b>															
1	2:48.488	2	1:59.345	3	1:55.545	pit	2:27.954	5	14:14.627	pit	2:23.282	7	6:49.103	8	2:02.902
9	1:58.389	pit	2:05.543	11	3:07.599	12	<b>1:55.245</b>	pit	2:10.643						

<b>356 Remco de Beus , BMW E36 M3 Supersport 2 / NLD</b>															
1	2:43.161	2	2:07.352	3	<b>1:59.251</b>	pit	2:35.375	5	14:06.434	pit	2:28.102				

<b>373 Nick Sanderson , Seat Leon Supercopa MKII Supersport 2 / GBR</b>															
1	2:40.748	2	<b>2:15.499</b>												

<b>381 Nicolas Delencre , Peugeot 308 Cup Supersport 2 / BEL</b>															
1	2:21.984	2	2:02.863	3	1:57.364	pit	2:20.998	5	14:26.020	pit	2:11.786	7	6:44.741	8	<b>1:53.490</b>
9	1:55.588	10	1:57.350	11	1:55.417	12	1:54.726	13	1:54.468	14	1:54.240	15	1:53.509	16	1:53.774
17	1:56.558														

<b>402 Rob Nieman , Renault Clio 1.6 Turbo Sport / NLD</b>															
pit	3:03.965	2	3:13.833	pit	2:20.747	4	14:36.442	pit	2:22.133	6	6:50.669	7	<b>1:57.716</b>	8	1:58.647
pit	2:14.432	10	3:41.515	11	2:01.001	12	1:58.135	pit	2:07.167						

<b>403 John v.d. Voort , Alfa 147 Sport / NLD</b>															
1	2:11.791	2	2:01.616	3	1:59.393	pit	2:19.534	5	14:43.187	pit	2:22.644	7	6:39.396	8	1:57.324
9	1:57.535	10	1:57.352	pit	2:04.492	12	2:55.878	13	1:56.919	14	1:57.291	15	<b>1:56.344</b>	16	1:56.411

<b>404 Bart Drost , Renault Clio 1.6 Turbo Sport / NLD</b>															
1	2:54.603	2	2:07.426	3	2:02.718	pit	2:56.421	5	13:19.349	pit	2:22.650	7	6:47.002	8	2:00.623
9	2:00.778	10	2:02.159	11	2:02.056	12	1:59.805	13	1:59.977	14	<b>1:59.769</b>	15	2:01.328	pit	2:15.276

<b>405 Henk Tappel , BMW Zilhouette 2.0 Sport / NLD</b>															
1	2:49.168	2	2:01.893	pit	2:12.610	4	15:59.802	pit	6:39.879	6	3:04.837	7	<b>1:59.879</b>	8	2:00.298
pit	2:12.301	10	3:26.854	11	2:00.727	12	2:00.619	13	2:01.507	pit	2:19.407				

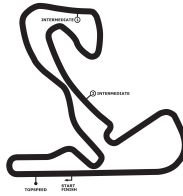
<b>444 Pascal Ehlert , Renault Clio RS 3 Sport / NLD</b>															
1	2:48.320	2	2:11.057	3	2:04.908	pit	2:55.002	5	13:53.157	pit	2:43.998	7	6:22.715	8	2:01.253
9	2:17.407	10	4:34.967	11	2:02.370	12	2:02.110	13	2:00.817	14	<b>2:00.247</b>	15	2:17.485		

# DTM Zandvoort

Zandvoort, length 4307 m

13. - 15.07.2018

Supercar Challenge



## Lap Analysis free practice, 13.07.2018

-Reg.No.: 0301.18.219

### 100 Cor Euser , Marcos Mantis GT / NLD

theoretical besttime: 1:49.577

Lap	Time	S1	V1	S2	V2	S3	V3	Vmax	Lap	Time	S1	V1	S2	V2	S3	V3	Vmax
1	7:05.597		140	32.489	176				7	<b>1:50.123</b>	48.231	<b>181</b>	28.881	198	33.011	220	230
2	15:54.242	14:51	170	29.330	189	33.176	<b>220</b>		8	1:51.029	49.371	179	28.858	198	<b>32.800</b>	220	220
3	2:05.404	48.395	176	28.778	<b>199</b>			227	9	1:51.105	48.955	180	29.195	198	32.955	220	222
4	6:57.640	5:54.795	166	29.303	196	33.542	218		10	1:50.511	49.002	177	<b>28.558</b>	199	32.951	220	225
5	1:51.991	48.817	178	29.085	199	34.089	220	228	11	2:01.885	48.582	178	28.882	199			232
6	2:07.754	<b>48.219</b>	178	46.043	177	33.492	220	<b>232</b>									

### 201 Dennis de Borst , Leon Cupra TCR Supersport 1 / NLD

theoretical besttime: 1:47.044

Lap	Time	S1	V1	S2	V2	S3	V3	Vmax	Lap	Time	S1	V1	S2	V2	S3	V3	Vmax
1	2:17.564		139	33.095	125	40.748	168		9	1:48.891	47.849	177	28.412	193	32.630	218	225
2	2:10.501	56.897	131	33.437	139	40.167	194	144	10	1:50.041	48.994	176	28.570	192	32.477	217	<b>226</b>
3	1:58.082	51.609	140	31.058	181	35.415	175	167	11	<b>1:48.305</b>	47.736	177	28.365	193	<b>32.204</b>	217	222
4	2:25.128	52.020	142	38.117	110			163	12	2:01.216	49.485	159	29.249	182			225
5	14:17.079	13:09	111	33.734	173	33.537	214		13	4:52.205	3:48.165	139	30.157	181	33.883	214	
6	2:06.521	49.266	166	29.160	155			216	14	1:52.278	49.651	157	29.655	142	32.972	217	212
7	7:36.168	6:33.671	157	29.654	174	32.843	217		15	2:04.269	<b>47.052</b>	<b>181</b>	<b>27.788</b>	<b>194</b>			225
8	1:49.036	48.015	177	28.573	193	32.448	<b>218</b>	225									

### 202 René Steenmetz , Leon Cupra TCR Supersport 1 / NLD

theoretical besttime: 1:49.428

Lap	Time	S1	V1	S2	V2	S3	V3	Vmax	Lap	Time	S1	V1	S2	V2	S3	V3	Vmax
1	2:14.901		160	31.228	153	36.275	204		8	1:51.900	49.533	172	29.015	191	33.352	217	226
2	2:11.019	52.482	155	32.037	165			207	9	1:50.758	48.372	176	29.019	190	33.367	215	223
3	5:03.807	3:29.131	87	37.764	124				10	<b>1:49.624</b>	<b>48.268</b>	178	<b>28.612</b>	191	32.744	216	223
4	13:42.613	12:36	154	30.978	178	34.814	214		11	1:59.034	48.423	<b>180</b>	28.809	189			223
5	2:11.520	49.502	172	30.701	155			222	12	4:02.816	3:01.328	175	28.940	192	<b>32.548</b>	217	
6	7:31.678	6:29.060	172	29.059	<b>194</b>	33.559	214		13	1:51.594	49.567	173	29.062	180	32.965	216	<b>227</b>
7	1:52.257	49.573	174	29.442	191	33.242	<b>217</b>	225	14	1:50.049	48.656	176	28.688	191	32.705	217	224

### 208 Ted van Vliet , BMW E92 V8 Supersport 1 / NLD

theoretical besttime: 1:51.449

Lap	Time	S1	V1	S2	V2	S3	V3	Vmax	Lap	Time	S1	V1	S2	V2	S3	V3	Vmax
1	2:44.773		129	33.470	149	35.948	207		10	1:54.170	51.491	<b>176</b>	29.221	196	33.458	<b>224</b>	
2	1:58.041	54.521	158	30.002	195	33.518	214		11	1:53.450	49.620	176	29.124	197	34.706	224	
3	1:53.475	50.048	174	29.343	196	34.084	210		12	1:53.254	50.752	174	29.119	<b>199</b>	33.383	217	
4	2:18.415	54.065	170	33.177	159				13	1:52.508	50.408	176	28.896	197	33.204	224	
5	14:11.547	13:07	144	30.617	195	33.284	217		14	1:52.005	49.783	174	28.855	198	33.367	224	
6	2:11.850	50.875	161	29.775	145				15	<b>1:51.482</b>	<b>49.516</b>	176	28.879	199	<b>33.087</b>	223	
7	6:49.946	5:46.124	153	30.106	196	33.716	223		16	2:00.492	55.609	162	29.634	186	35.249	208	
8	1:52.496	49.925	173	<b>28.846</b>	198	33.725	218		17	2:09.847	57.128	138	32.679	173	40.040	177	
9	1:55.436	49.936	175	30.395	185	35.105	212										

### 209 Jan Marc Schulz , Porsche 996 GT3 Supersport 1 / NLD

theoretical besttime: 1:53.536

Lap	Time	S1	V1	S2	V2	S3	V3	Vmax	Lap	Time	S1	V1	S2	V2	S3	V3	Vmax
1	4:32.528		136	37.253	115	41.877	170		9	2:04.237	51.037	171	29.847	188			<b>221</b>
2	2:03.719	56.489	157	31.352	179	35.878	203	171	10	2:50.762	1:47.007	173	29.691	189	34.064	217	
3	2:29.635	59.434	111	35.284	138			199	11	1:56.111	51.353	172	29.705	<b>193</b>	35.053	214	204
4	15:04.884	13:58	158	31.158	177	35.702	204		12	1:54.213	50.697	173	29.458	191	<b>34.058</b>	<b>220</b>	207
5	2:30.162	1:00.414	123	35.290	122			205	13	1:54.668	50.694	167	29.829	187	34.145	217	212
6	5:51.023	4:44.770	141	30.592	177	35.661	212		14	1:54.553	51.012	157	29.473	193	34.068	217	216
7	1:56.105	51.893	168	29.668	186	34.544	217	203	15	<b>1:53.565</b>	<b>50.343</b>	<b>176</b>	<b>29.135</b>	192	34.087	215	213
8	1:54.993	50.713	172	29.467	189	34.813	216	215									

### 210 Fred Cavanagh , BMW M3 E90 Supersport 1 / NLD

theoretical besttime: 1:50.982

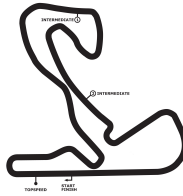
Lap	Time	S1	V1	S2	V2	S3	V3	Vmax	Lap	Time	S1	V1	S2	V2	S3	V3	Vmax
1	2:46.720		136	34.890	142	37.101	206		9	2:27.879	49.213	175	51.730	168			218
2	1:57.045	53.121	159	29.876	185	34.048	<b>214</b>	196	10	2:43.985	1:40.853	171	29.450	190	33.682	212	
3	1:52.884	49.505	173	29.323	190	34.056	214	220	11	1:53.342	49.755	174	29.577	191	34.010	211	219
4	2:24.396	58.026	116	34.953	128			208	12	1:53.019	49.958	173	29.424	191	33.637	213	220
5	13:57.654	12:54	169	29.311	189	33.584	212		13	<b>1:52.493</b>	49.491	176	29.324	192	33.678	213	216
6	2:04.986	<b>48.641</b>	<b>176</b>	<b>28.870</b>	192			<b>222</b>	14	1:53.809	49.520	174	30.632	192	33.657	214	216
7	6:57.206	5:53.109	161	30.089	180	34.008	210		15	1:54.895	50.766	168	29.764	192	34.365	212	219
8	1:52.512	49.752	172	29.289	<b>193</b>	<b>33.471</b>	213	213	16	2:06.388	51.361	168	29.797	188			

# DTM Zandvoort

Zandvoort, length 4307 m

13. - 15.07.2018

Supercar Challenge



## Lap Analysis free practice, 13.07.2018

-Reg.No.: 0301.18.219

### 222 Ronald van Loon , BMW E46 M3 Supersport 1 / NLD

theoretical besttime: 1:50.376

Lap	Time	S1	V1	S2	V2	S3	V3	Vmax	Lap	Time	S1	V1	S2	V2	S3	V3	Vmax
1	2:55.792		149	33.674	144	38.980	206		7	6:38.485	5:36.434	172	28.971	191	33.080	215	
2	1:56.599	52.121	161	29.376	186	35.102	212	209	8	1:51.779	49.193	173	28.784	<b>196</b>	33.802	<b>218</b>	<b>225</b>
3	1:54.916	52.089	172	29.227	189	33.600	213	220	9	1:54.525	49.696	174	30.463	179	34.366	217	206
4	2:31.181	1:02.402	123	33.914	163			224	10	1:51.464	49.554	167	28.923	193	<b>32.987</b>	216	223
5	13:56.314	12:47	153	31.692	159	36.939	206		11	<b>1:50.668</b>	<b>48.717</b>	<b>177</b>	28.844	193	33.107	214	225
6	2:15.880	50.079	167	29.038	187			220	12	1:59.210	48.851	176	<b>28.672</b>	193			224

### 245 Robert van den Berg , BMW E90 Supersport 1 / NLD

theoretical besttime: 1:50.983

Lap	Time	S1	V1	S2	V2	S3	V3	Vmax	Lap	Time	S1	V1	S2	V2	S3	V3	Vmax
1	4:18.547		118	34.951	147				6	3:43.143	2:38.858	158	30.062	186	34.223	214	
2	19:34.420	18:12	152	33.546	135				7	1:54.511	50.501	171	29.800	186	34.210	213	213
3	12:54.216	11:48	161	30.799	176	35.402	199		8	1:51.695	49.201	171	28.979	191	33.515	214	217
4	1:54.148	50.628	170	29.609	181	33.911	212	202	9	<b>1:50.983</b>	<b>48.779</b>	172	<b>28.975</b>	191	<b>33.229</b>	<b>215</b>	218
5	1:57.772	49.265	<b>173</b>	29.121	<b>191</b>			<b>220</b>	10	2:09.770	51.494	165	31.087	141			214

### 246 Ruud Olij , BMW E92 M3 Supersport 1 / NLD

theoretical besttime: 1:49.439

Lap	Time	S1	V1	S2	V2	S3	V3	Vmax	Lap	Time	S1	V1	S2	V2	S3	V3	Vmax
1	2:56.928		142	33.216	134	39.325	212		9	4:07.858	3:04.789	165	29.354	192	33.715	219	
2	1:56.350	51.599	163	29.917	182	34.834	217	162	10	1:50.156	48.041	183	28.961	198	33.154	218	228
3	1:54.819	51.644	169	29.342	192	33.833	217	203	11	1:50.677	48.312	183	29.077	197	33.288	217	229
4	2:33.911	1:02.508	121	34.507	160			223	12	1:50.363	48.206	<b>184</b>	28.974	198	33.183	<b>220</b>	229
5	13:58.069	12:54	175	29.475	189	34.014	217		13	<b>1:50.074</b>	<b>47.909</b>	181	29.334	196	<b>32.831</b>	220	<b>232</b>
6	2:21.426	50.577	169	35.567	133			218	14	1:53.899	48.078	177	32.369	194	33.452	219	231
7	6:31.165	5:28.723	170	29.074	196	33.368	218		15	1:52.852	48.221	181	30.177	174	34.454	217	230
8	2:00.861	48.388	183	<b>28.699</b>	<b>199</b>			228	16	1:56.086	49.586	181	29.065	194	37.435	173	209

### 259 Marcel van de Maat , BMW E46 GTR Supersport 1 / NLD

theoretical besttime: 1:48.627

Lap	Time	S1	V1	S2	V2	S3	V3	Vmax	Lap	Time	S1	V1	S2	V2	S3	V3	Vmax
1	2:29.354		144	32.869	143	36.523	198		9	1:52.499	48.344	178	30.161	185	33.994	212	221
2	1:57.130	52.221	169	29.298	150	35.611	214	189	10	1:59.857	49.173	168	29.059	188			209
3	1:52.788	51.053	169	29.057	190	32.678	<b>217</b>	195	11	3:09.753	2:07.734	173	28.796	193	33.223	212	
4	2:16.725	49.359	175	34.244	111			215	12	1:50.518	49.275	176	28.439	193	32.804	214	219
5	14:27.324	13:25	148	29.340	183	32.729	214		13	<b>1:49.171</b>	48.589	176	<b>28.162</b>	194	32.420	217	223
6	2:03.956	48.473	178	28.428	190			212	14	1:49.551	48.340	178	28.832	194	<b>32.379</b>	214	220
7	7:07.119	6:05.276	152	29.173	189	32.670	215		15	1:49.510	48.344	173	28.543	193	32.623	215	224
8	1:49.348	48.354	<b>179</b>	28.315	194	32.679	214	210	16	2:00.129	<b>48.086</b>	176	28.347	<b>195</b>			<b>225</b>

### 262 Roelant de Waard , Lotus Exige V6 Supersport 1 / NLD

theoretical besttime: 1:52.859

Lap	Time	S1	V1	S2	V2	S3	V3	Vmax	Lap	Time	S1	V1	S2	V2	S3	V3	Vmax
1	2:24.208		137	34.038	172	37.570	203		9	1:54.707	51.294	170	29.386	<b>204</b>	34.027	223	211
2	2:01.580	53.518	165	31.438	145	36.624	219	210	10	1:55.801	50.407	156	30.297	202	35.097	221	234
3	1:57.804	52.904	162	30.356	198	34.544	223	205	11	<b>1:53.226</b>	50.201	170	<b>29.320</b>	204	<b>33.705</b>	224	233
4	2:21.272	50.462	171	35.298	120			232	12	1:54.661	50.340	168	29.756	202	34.565	223	<b>235</b>
5	14:41.519	13:34	167	30.890	187	36.380	167		13	1:55.504	51.820	170	29.562	201	34.122	221	209
6	2:27.851	53.836	168	32.385	138			187	14	1:55.380	51.774	168	29.429	203	34.177	222	230
7	6:52.573	5:43.513	156	32.464	153	36.596	219		15	1:53.361	49.875	171	29.475	203	34.011	224	233
8	1:55.949	51.353	170	30.295	192	34.301	<b>224</b>	228	16	2:12.873	<b>49.834</b>	<b>176</b>	33.187	126			234

### 263 Jan van der Kooij , Lotus Exige Supersport 1 / NLD

theoretical besttime: 1:55.032

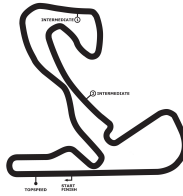
Lap	Time	S1	V1	S2	V2	S3	V3	Vmax	Lap	Time	S1	V1	S2	V2	S3	V3	Vmax
1	3:00.098		138	35.958	120				9	2:01.164	52.169	161	31.540	164	37.455	203	209
2	3:03.457	1:56.534	157	31.526	175	35.397	201		10	1:58.302	53.313	160	30.414	179	34.575	203	200
3	2:21.272	52.736	165	33.398	124			195	11	<b>1:55.143</b>	<b>50.824</b>	168	<b>30.020</b>	<b>181</b>	34.299	207	206
4	14:59.195	13:53	167	30.661	175	34.867	205		12	1:55.425	51.109	164	30.128	180	<b>34.188</b>	206	207
5	2:22.264	52.076	<b>169</b>	32.167	116			196	13	1:56.379	51.029	164	30.738	177	34.612	207	<b>211</b>
6	6:52.396	5:44.271	151	32.510	172	35.615	203		14	1:59.414	52.823	157	30.887	173	35.704	203	207
7	1:57.891	51.878	162	30.630	175	35.383	205	196	15	2:09.052	51.396	162	30.708	172			209
8	1:56.564	51.327	160	30.592	178	34.645	<b>207</b>	204									

# DTM Zandvoort

Zandvoort, length 4307 m

13. - 15.07.2018

Supercar Challenge



## Lap Analysis free practice, 13.07.2018

-Reg.No.: 0301.18.219

### 266 Max Veels , Seat Sport Leon Cup Racer Supersport 1 / NLD theoretical besttime: 1:50.353

Lap	Time	S1	V1	S2	V2	S3	V3	Vmax	Lap	Time	S1	V1	S2	V2	S3	V3	Vmax
1	2:27.068		134	34.272	132	38.490	206		9	1:52.885	49.216	174	29.176	185	34.493	209	213
2	1:57.895	51.850	166	30.476	148	35.569	205	182	10	2:07.182	51.253	165	30.948	160			205
3	1:52.284	49.663	<b>174</b>	29.247	182	33.374	210	210	11	3:36.393	2:24.903	140	34.287	147	37.203	208	
4	2:16.188	49.226	171	35.689	114			214	12	1:51.193	49.372	172	28.893	183	32.928	<b>212</b>	204
5	15:27.688	14:22	144	30.329	150	34.534	209		13	1:51.388	49.626	174	<b>28.880</b>	185	<b>32.882</b>	212	216
6	2:36.958	1:00.339	98	38.042	108			203	14	<b>1:50.681</b>	<b>48.591</b>	174	29.061	185	33.029	212	<b>220</b>
7	5:59.218	4:54.782	159	29.920	172	34.516	207		15	1:58.786	48.786	173	28.925	<b>187</b>			219
8	1:53.136	49.620	171	28.949	185	34.567	207	204									

### 292 Floris Dullaart , Audi TCR Supersport 1 / NLD theoretical besttime: 1:49.504

Lap	Time	S1	V1	S2	V2	S3	V3	Vmax	Lap	Time	S1	V1	S2	V2	S3	V3	Vmax
1	2:25.528		135	34.105	140	37.950	207		10	1:51.612	49.724	174	29.030	<b>190</b>	32.858	215	<b>223</b>
2	2:01.295	54.230	163	30.709	145	36.356	180	195	11	1:50.352	48.826	175	28.690	188	32.836	<b>216</b>	202
3	1:58.559	52.369	145	32.482	187	33.708	210	180	12	1:50.652	48.890	175	28.614	180	33.148	216	208
4	2:23.747	50.711	118	36.137	132			214	13	1:51.555	48.848	176	<b>28.441</b>	188	34.266	196	220
5	14:36.969	13:31	151	30.123	145	35.273	199		14	1:52.650	50.697	177	28.603	187	33.350	212	182
6	2:26.382	52.909	154	32.261	117			189	15	<b>1:49.884</b>	48.324	179	28.809	188	<b>32.751</b>	215	214
7	6:52.100	5:43.439	133	32.277	176	36.384	204		16	1:50.326	<b>48.312</b>	178	28.671	188	33.343	214	218
8	1:54.482	51.031	166	29.390	182	34.061	214	201	17	1:50.117	48.556	<b>180</b>	28.748	190	32.813	214	206
9	1:52.360	50.411	178	28.858	189	33.091	214	208									

### 355 Patrick de Vreede , BMW E46 M3 Supersport 2 / NLD theoretical besttime: 1:54.830

Lap	Time	S1	V1	S2	V2	S3	V3	Vmax	Lap	Time	S1	V1	S2	V2	S3	V3	Vmax
1	2:48.488		119	34.523	141	37.602	198		8	2:02.902	55.889	143	30.768	169	36.245	202	186
2	1:59.345	52.720	150	32.265	173	34.360	203	193	9	1:58.389	53.675	159	30.246	174	34.468	<b>205</b>	180
3	1:55.545	51.563	167	30.049	176	<b>33.933</b>	203	196	10	2:05.543	51.335	165	29.793	172			201
4	2:27.954	59.296	130	35.458	127			207	11	3:07.599	2:02.875	<b>168</b>	30.102	165	34.622	199	
5	14:14.627	13:08	160	30.355	163	35.722	192		12	<b>1:55.245</b>	<b>51.167</b>	167	<b>29.730</b>	<b>177</b>	34.348	203	205
6	2:23.282	51.916	160	32.046	119			196	13	2:10.643	51.489	164	31.624	170			<b>210</b>
7	6:49.103	5:37.931	139	33.184	160	37.988	193										

### 356 Remco de Beus , BMW E36 M3 Supersport 2 / NLD theoretical besttime: 1:58.713

Lap	Time	S1	V1	S2	V2	S3	V3	Vmax	Lap	Time	S1	V1	S2	V2	S3	V3	Vmax
1	2:43.161		126	35.031	135	37.986	192		4	2:35.375	1:03.123	110	36.312	138			<b>209</b>
2	2:07.352	57.492	124	33.834	166	36.026	189	187	5	14:06.434	13:00	156	31.325	<b>170</b>	<b>35.087</b>	188	
3	<b>1:59.251</b>	<b>53.157</b>	<b>167</b>	<b>30.469</b>	168	35.625	<b>202</b>	183	6	2:28.102	57.062	140	34.223	130			185

### 373 Nick Sanderson , Seat Leon Supercopa MKII Supersport 2 / GBR theoretical besttime: 2:14.151

Lap	Time	S1	V1	S2	V2	S3	V3	Vmax	Lap	Time	S1	V1	S2	V2	S3	V3	Vmax
1	2:40.748		<b>131</b>	<b>35.549</b>	145	41.331	187		2	<b>2:15.499</b>	<b>58.791</b>	117	36.897	<b>160</b>	<b>39.811</b>	<b>195</b>	<b>190</b>

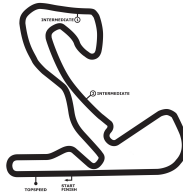
### 381 Nicolas Delencre , Peugeot 308 Cup Supersport 2 / BEL theoretical besttime: 1:53.206

Lap	Time	S1	V1	S2	V2	S3	V3	Vmax	Lap	Time	S1	V1	S2	V2	S3	V3	Vmax
1	2:21.984		152	33.536	153	39.349	195		10	1:57.350	53.300	163	30.045	179	34.005	<b>205</b>	200
2	2:02.863	54.600	165	32.168	149	36.095	203	179	11	1:55.417	51.560	172	29.694	179	34.163	204	208
3	1:57.364	52.277	170	30.425	182	34.662	203	200	12	1:54.726	51.487	172	29.470	183	33.769	203	199
4	2:20.998	50.797	167	35.223	118			208	13	1:54.468	50.621	172	29.655	181	34.192	202	199
5	14:26.020	13:20	139	30.864	181	35.065	203		14	1:54.240	50.929	170	29.658	182	<b>33.653</b>	204	205
6	2:11.786	50.653	166	29.748	163			203	15	1:53.509	50.327	170	<b>29.321</b>	182	33.861	203	<b>209</b>
7	6:44.741	5:40.641	161	29.884	183	34.216	203		16	1:53.774	50.609	170	29.450	182	33.715	203	208
8	<b>1:53.490</b>	<b>50.232</b>	<b>172</b>	29.527	181	33.731	203	208	17	1:56.558	52.111	161	30.212	<b>184</b>	34.235	195	209
9	1:55.588	50.540	172	30.558	180	34.490	200	208									

### 402 Rob Nieman , Renault Clio 1.6 Turbo Sport / NLD theoretical besttime: 1:57.010

Lap	Time	S1	V1	S2	V2	S3	V3	Vmax	Lap	Time	S1	V1	S2	V2	S3	V3	Vmax
1	3:03.965		141	34.827	147				8	1:58.647	<b>51.923</b>	164	<b>30.160</b>	176	36.564	<b>195</b>	202
2	3:13.833	2:05.198	149	31.749	175	36.886	192		9	2:14.432	53.791	164	35.034	171			197
3	2:20.747	53.917	150	35.468	130			199	10	3:41.515	2:31.077	155	33.178	172	37.260	191	
4	14:36.442	13:27	155	31.549	161	37.549	193		11	2:01.001	54.016	163	31.366	176	35.619	194	193
5	2:22.133	54.457	158	33.616	153			199	12	1:58.135	52.792	<b>166</b>	30.238	175	35.105	194	200
6	6:50.669	5:43.291	154	31.243	175	36.135	193		13	2:07.167	52.927	159	30.451	174			<b>203</b>
7	<b>1:57.716</b>	52.515	164	30.274	<b>177</b>	<b>34.927</b>	194	201									

**DTM Zandvoort**  
 Zandvoort, length 4307 m  
 13. - 15.07.2018  
 Supercar Challenge



-Reg.No.: 0301.18.219

**Lap Analysis free practice, 13.07.2018**

**403 John v.d. Voort , Alfa 147 Sport / NLD**

**theoretical besttime: 1:56.297**

Lap	Time	S1	V1	S2	V2	S3	V3	Vmax	Lap	Time	S1	V1	S2	V2	S3	V3	Vmax
1	2:11.791		150	33.279	159	37.237	185		9	1:57.535	51.946	162	30.472	169	35.117	187	195
2	2:01.616	54.348	154	31.178	168	36.090	186	180	10	1:57.352	51.746	162	30.351	169	35.255	187	193
3	1:59.393	53.266	160	30.741	169	35.386	187	189	11	2:04.492	51.785	162	30.350	169			193
4	2:19.534	52.135	162	36.064	119			192	12	2:55.878	1:49.800	160	31.034	169	35.044	187	
5	14:43.187	13:36	156	31.024	168	35.733	<b>190</b>		13	1:56.919	51.861	161	30.138	169	34.920	188	193
6	2:22.644	54.615	155	34.582	131			<b>196</b>	14	1:57.291	51.731	162	30.253	168	35.307	190	194
7	6:39.396	5:33.590	157	30.605	167	35.201	188		15	<b>1:56.344</b>	<b>51.462</b>	<b>163</b>	30.066	<b>170</b>	<b>34.816</b>	189	196
8	1:57.324	51.984	161	30.354	168	34.986	188	195	16	1:56.411	51.559	163	<b>30.019</b>	170	34.833	187	195

**404 Bart Drost , Renault Clio 1.6 Turbo Sport / NLD**

**theoretical besttime: 1:59.542**

Lap	Time	S1	V1	S2	V2	S3	V3	Vmax	Lap	Time	S1	V1	S2	V2	S3	V3	Vmax
1	2:54.603		145	34.551	150	39.721	184		9	2:00.778	53.290	160	31.382	171	36.106	192	196
2	2:07.426	58.072	156	32.223	168	37.131	186	185	10	2:02.159	53.379	<b>163</b>	31.529	172	37.251	191	197
3	2:02.718	54.153	160	31.917	168	36.648	186	194	11	2:02.056	54.791	149	31.418	170	35.847	192	198
4	2:56.421	1:12.369	110	42.263	112			110	12	1:59.805	53.001	162	<b>31.104</b>	<b>173</b>	35.700	192	199
5	13:19.349	12:11	157	31.478	172	36.500	<b>192</b>		13	1:59.977	<b>52.922</b>	163	31.393	172	35.662	192	199
6	2:22.650	53.940	159	32.893	131			196	14	<b>1:59.769</b>	52.945	163	31.308	173	<b>35.516</b>	191	197
7	6:47.002	5:38.990	158	31.874	170	36.138	191		15	2:01.328	53.261	158	32.092	171	35.975	191	199
8	2:00.623	53.058	162	31.310	172	36.255	191	<b>199</b>	16	2:15.276	53.083	163	31.167	173			199

**405 Henk Tappel , BMW Zilhouette 2.0 Sport / NLD**

**theoretical besttime: 1:58.311**

Lap	Time	S1	V1	S2	V2	S3	V3	Vmax	Lap	Time	S1	V1	S2	V2	S3	V3	Vmax
1	2:49.168		133	33.675	136	38.007	<b>188</b>		8	2:00.298	53.269	154	31.553	156	35.476	178	<b>195</b>
2	2:01.893	54.621	162	31.628	<b>166</b>	35.644	188	182	9	2:12.301	53.677	165	31.006	155			190
3	2:12.610	54.525	163	<b>30.229</b>	166			185	10	3:26.854	2:19.368	156	31.118	162	36.368	175	
4	15:59.802	14:54	164	30.502	166	<b>35.179</b>	184		11	2:00.727	<b>52.903</b>	163	31.578	157	36.246	174	185
5	6:39.879	4:34.740	21	1:00.402	121			194	12	2:00.619	53.922	<b>166</b>	30.595	153	36.102	175	183
6	3:04.837	1:53.414	131	32.914	158	38.509	181		13	2:01.507	54.120	165	31.186	148	36.201	175	185
7	<b>1:59.879</b>	53.863	165	30.514	162	35.502	183	186	14	2:19.407	55.513	149	31.560	150			184

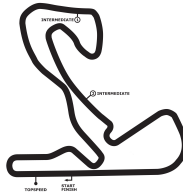
**444 Pascal Ehler , Renault Clio RS 3 Sport / NLD**

**theoretical besttime: 2:00.247**

Lap	Time	S1	V1	S2	V2	S3	V3	Vmax	Lap	Time	S1	V1	S2	V2	S3	V3	Vmax
1	2:48.320		122	38.190	144	40.666	181		9	2:17.407	57.046	145	33.001	150			186
2	2:11.057	59.912	127	33.855	163	37.290	184	165	10	4:34.967	3:26.318	142	32.150	164	36.499	184	
3	2:04.908	55.418	149	32.777	163	36.713	167	179	11	2:02.370	54.247	156	31.311	165	36.812	<b>186</b>	189
4	2:55.002	1:12.414	106	42.282	108			123	12	2:02.110	55.084	157	31.291	<b>166</b>	35.735	186	187
5	13:53.157	12:42	133	33.216	162	37.148	184		13	2:00.817	53.722	<b>159</b>	31.423	165	35.672	186	191
6	2:43.998	1:07.486	105	38.366	115			187	14	<b>2:00.247</b>	<b>53.481</b>	158	<b>31.162</b>	166	<b>35.604</b>	186	<b>192</b>
7	6:22.715	5:12.187	128	33.057	150	37.471	185		15	2:17.485	54.728	148	32.423	166			192
8	2:01.253	53.953	156	31.258	165	36.042	185	188									



**DTM Zandvoort**  
 Zandvoort, length 4307 m  
 13. - 15.07.2018  
 Supercar Challenge

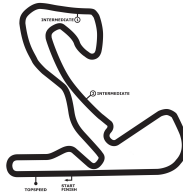


-Reg.No.: 0301.18.219

**Topspeed free practice, 13.07.2018**

Car No.	Driver	Make	Speed km/h
262	Roelant de Waard	Lotus Exige V6	235
100	Cor Euser	Marcos Mantis	232
246	Ruud Olij	BMW E92 M3	232
202	René Steenmetz	Leon Cupra TCR	227
201	Dennis de Borst	Leon Cupra TCR	226
259	Marcel van de Maat	BMW E46 GTR	225
222	Ronald van Loon	BMW E46 M3	225
292	Floris Dullaart	Audi TCR	223
210	Fred Cavanagh	BMW M3 E90	222
209	Jan Marc Schulz	Porsche 996 GT3	221
245	Robert van den Berg	BMW E90	220
266	Max Veels	Seat Sport Leon Cup Racer	220
263	Jan van der Kooi	Lotus Exige	211
355	Patrick de Vreede	BMW E46 M3	210
381	Nicolas Delencre	Peugeot 308 Cup	209
356	Remco de Beus	BMW E36 M3	209
402	Rob Nieman	Renault Clio 1.6 Turbo	203
404	Bart Drost	Renault Clio 1.6 Turbo	199
403	John v.d. Voort	Alfa 147	196
405	Henk Tappel	BMW Zilhouette 2.0	195
444	Pascal Ehlert	Renault Clio RS 3	192
373	Nick Sanderson	Seat Leon Supercopa MKII	190
208	Ted van Vliet	BMW E92 V8	----

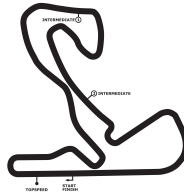
**DTM Zandvoort**  
**Zandvoort, length 4307 m**  
**13. - 15.07.2018**  
**Supercar Challenge**



**Best Sector Times free practice**

-Reg.No.: 0301.18.219

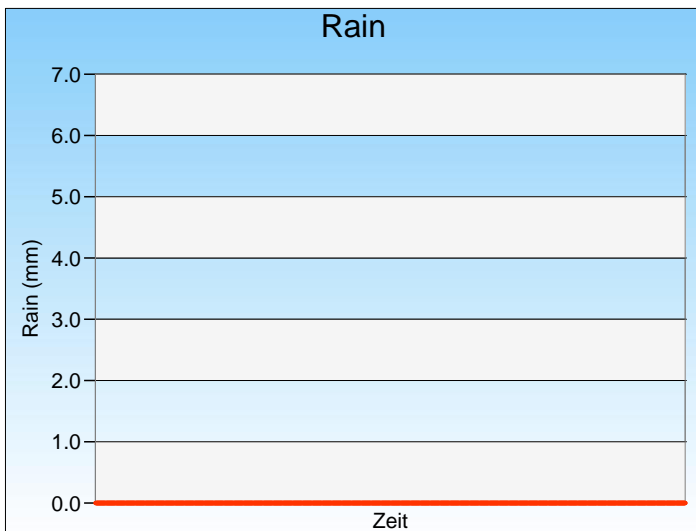
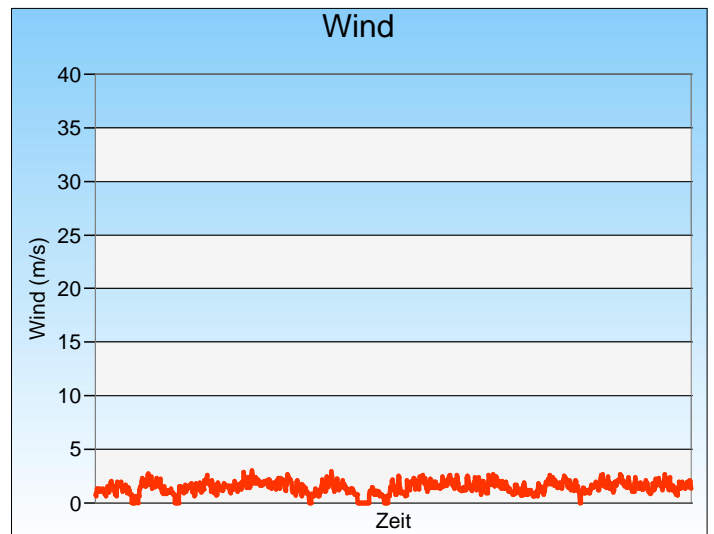
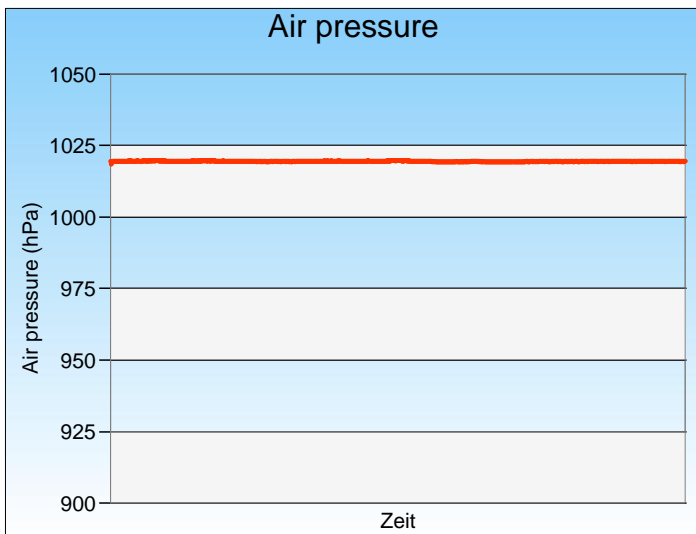
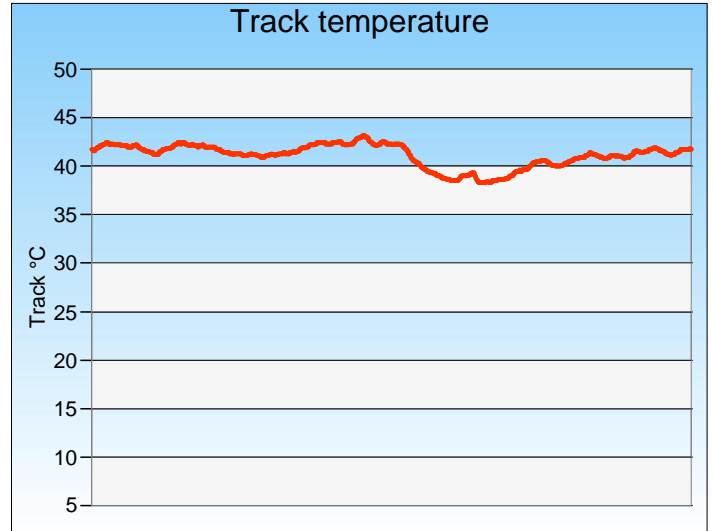
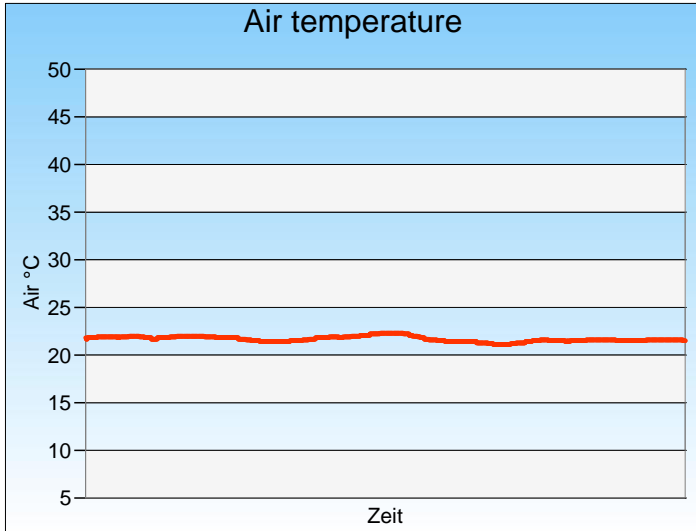
Pos.	sector 1		sector 2		sector 3		theoretical and best lap time							
	No	Driver	Time	No	Driver	Time	No	Driver	Time	No	Driver	theoretical	Best	Pos
1	201	de Borst-van Oord	47.052	201	de Borst-van Oord	27.788	201	de Borst-van Oord	32.204	201	de Borst-van Oord	1:47.044	1:48.305	1
2	246	Olij R.	47.909	259	van de Maat-Schreur	28.162	259	van de Maat-Schreur	32.379	259	van de Maat-Schreur	1:48.627	1:49.171	2
3	259	van de Maat-Schreur	48.086	292	Dullaart-Koster	28.441	202	Steenmetz R.	32.548	202	Steenmetz R.	1:49.428	1:49.624	3
4	100	Euser C.	48.219	100	Euser C.	28.558	292	Dullaart-Koster	32.751	246	Olij R.	1:49.439	1:50.074	5
5	202	Steenmetz R.	48.268	202	Steenmetz R.	28.612	100	Euser C.	32.800	292	Dullaart-Koster	1:49.504	1:49.884	4
6	292	Dullaart-Koster	48.312	222	van Loon-van Loon	28.672	246	Olij R.	32.831	100	Euser C.	1:49.577	1:50.123	6
7	266	Veels-van der Ende	48.591	246	Olij R.	28.699	266	Veels-van der Ende	32.882	266	Veels-van der Ende	1:50.353	1:50.681	8
8	210	Cavanagh-van Soele	48.641	208	van Vliet T.	28.846	222	van Loon-van Loon	32.987	222	van Loon-van Loon	1:50.376	1:50.668	7
9	222	van Loon-van Loon	48.717	210	Cavanagh-van Soele	28.870	208	van Vliet T.	33.087	210	Cavanagh-van Soele	1:50.982	1:52.493	11
10	245	van den Berg-van de	48.779	266	Veels-van der Ende	28.880	245	van den Berg-van de	33.229	245	van den Berg-van de	1:50.983	1:50.983	9
11	208	van Vliet T.	49.516	245	van den Berg-van de	28.975	210	Cavanagh-van Soele	33.471	208	van Vliet T.	1:51.449	1:51.482	10
12	262	de Waard R.	49.834	209	Schulz J.	29.135	381	Delencre N.	33.653	262	de Waard R.	1:52.859	1:53.226	12
13	381	Delencre N.	50.232	262	de Waard R.	29.320	262	de Waard R.	33.705	381	Delencre N.	1:53.206	1:53.490	13
14	209	Schulz J.	50.343	381	Delencre N.	29.321	355	de Vreede-de Leeuw	33.933	209	Schulz J.	1:53.536	1:53.565	14
15	263	van der Kooi-Speelm	50.824	355	de Vreede-de Leeuw	29.730	209	Schulz J.	34.058	355	de Vreede-de Leeuw	1:54.830	1:55.245	16
16	355	de Vreede-de Leeuw	51.167	403	v.d. Voort-v.d. Sloot	30.019	263	van der Kooi-Speelm	34.188	263	van der Kooi-Speelm	1:55.032	1:55.143	15
17	403	v.d. Voort-v.d. Sloot	51.462	263	van der Kooi-Speelm	30.020	403	v.d. Voort-v.d. Sloot	34.816	403	v.d. Voort-v.d. Sloot	1:56.297	1:56.344	17
18	402	Nieman R.	51.923	402	Nieman R.	30.160	402	Nieman R.	34.927	402	Nieman R.	1:57.010	1:57.716	18
19	405	Tappel-Wisselink	52.903	405	Tappel-Wisselink	30.229	356	de Beus R.	35.087	405	Tappel-Wisselink	1:58.311	1:59.879	21
20	404	Drost B.	52.922	356	de Beus R.	30.469	405	Tappel-Wisselink	35.179	356	de Beus R.	1:58.713	1:59.251	19
21	356	de Beus R.	53.157	404	Drost B.	31.104	404	Drost B.	35.516	404	Drost B.	1:59.542	1:59.769	20
22	444	Ehlert P.	53.481	444	Ehlert P.	31.162	444	Ehlert P.	35.604	444	Ehlert P.	2:00.247	2:00.247	22
23	373	Sanderson N.	58.791	373	Sanderson N.	35.549	373	Sanderson N.	39.811	373	Sanderson N.	2:14.151	2:15.499	23



-Reg.No.: 0301.18.219

**Weather free practice**

13.07.2018, 13:20:00 - 14:10:00



Weather:

sunny

