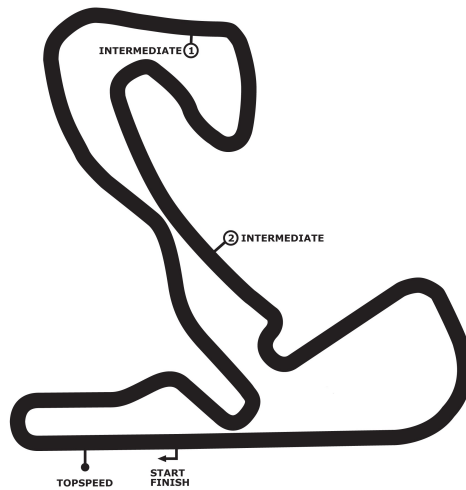




## **DTM Zandvoort**

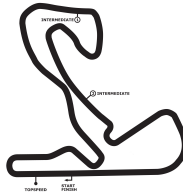
**race 1**



**Zandvoort 4307 m**

**13. - 15.07.2018**

**DTM Zandvoort**  
**Zandvoort, length 4307 m**  
**13. - 15.07.2018**  
**GT&Prototype Challenge**



**Result race 1, 14.07.2018**

-Reg.No.: 0301.18.219

started : 19      classified : 14      not classified : 5

Po <sup>s</sup>	No.	Cl.	Team	Driver, Place	Sponsor	Lap	Time total	Interval	Avg. Total	fastest Avg.	at Lap
					Make			GAP			
1	496	CN	VR Motorsport	Tim Gray / GBR Alain Berg	Praga R1T	34	1:02:38.215		140.273	1:38.940 156.713	4
2	212	LMP3	Prime Racing	Jean-Pierre Lequeux / FRA Jean Marc Ueberecken	Ginetta Nissan G57	34	1:02:50.979	12.764	139.798	1:39.757 155.430	34
3	293	LMP3	BE Motorsport	Matthijs Bakker / NLD Javier Ibran Pardo	Ligier LMP3	34	1:03:08.517	30.302	139.151	1:39.699 155.520	10
4	498	CN	Bas Koeten Racing	Rob Kamphues / NLD	Wolf	34	1:03:48.032	1:09.817	137.715	1:42.727 150.936	29
5	180	GT	Go Motorsports by DVB	Cenk Ceyisakar / TUR	Porsche 991 GT3 Cup	33	1:02:45.898	1 Runde	135.870	1:46.535 145.541	10
6	106	GT	BODA Racing	Bob Herber / NLD	Porsche 991 GT3 Cup	33	1:03:28.532	1 Runde	134.349	1:45.684 146.713	22
7	188	GT	Speedlover	John De Wilde / BEL	Porsche 991 GT3 Cup	33	1:03:41.847	1 Runde	133.881	1:45.619 146.803	31
8	100	GT	Cor Euser Racing	Cor Euser / NLD	Marcos Mantis	33	1:03:44.082	1 Runde	133.802	1:46.951 144.975	24
9	107	GT	BODA Racing	Daan Meijer / NLD Jaap van Lagen	Porsche 991 GT3 Cup	33	1:03:53.658	1 Runde	133.468	1:47.111 144.758	5
10	108	GT	JR Motorsport	Martin Lanting / NLD	BMW M3 GTMR	33	1:04:14.296	1 Runde	132.754	1:47.892 143.710	9
11	514	RPR	VR Motorsport	Alastair Boulton / GBR Alain Berg	Radical SR3	33	1:04:27.862	1 Runde	132.288	1:45.479 146.998	31
12	111	GT	JR Motorsport	Ward Sluys / BEL Bas Schouten	BMW M4 Silhouette	32	1:00:11.708	2 Runden	137.377	1:43.836 149.324	8
13	181	GT	Go Motorsports by DVB	Cengiz Oguzhan / TUR	Porsche 991 GT3 Cup	32	1:02:47.104	2 Runden	131.710	1:47.773 143.869	29
14	109	GT	Topper Team	Dirk Schulz / NLD	Porsche 991 GT3 Cup	31	1:03:19.671	3 Runden	126.501	1:53.350 136.790	25
<b>NOT CLASSIFIED</b>											
186	GT	Speedlover	Willem Meulders / BEL Rik Renmans	Porsche 991 GT3 Cup		17	34:24.905	17 Runden	127.652	1:48.484 142.926	9
182	GT	DVB Racing bvba	Koen Wauters / BEL Kris Wauters	Porsche 991 GT3 Cup		16	29:13.152	18 Runden	141.507	1:45.013 147.650	6
173	LMP3	BlueBerry Racing	Berry van Elk / NLD	Mosler MT900R GT3		5	22:05.277	29 Runden	58.498	2:15.951 114.050	1
199	GT	JR Motorsport	Michael Verhagen / NLD Wilhelm Meijer	BMW M4 Silhouette 3.2		3	6:27.897	31 Runden	119.917	2:06.217 122.846	1
510	RPR	V-Max Racing	Kelvin Snoeks / NLD	Praga R1		0	00.000	34 Runden	0.000	00.000 0.000	

**fastest lap: 496 Gray/Berg 1:38.940 =156.713 km/h**

**Subject to final scrutineering !**

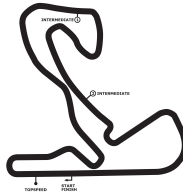
Issued:	Clerk of the Course:	Timekeeper:
---------	----------------------	-------------

# DTM Zandvoort

Zandvoort, length 4307 m

13. - 15.07.2018

GT&Prototype Challenge



## Result Class race 1

-Reg.No.: 0301.18.219

POS	No	Cl.	G	Driver, Place	Team Make	Laps	Time	Gap	Int	Avg Total	Best Avg
<b>CN</b>											
<b>Started: 2</b>			<b>Classified: 2</b>			<b>Not Classified: 0</b>					
1	496	CN		Tim Gray, GBR Alain Berg, GBR	VR Motorsport Praga R1T	34	1:02:38.215			140.273	1:38.940 4
2	498	CN		Rob Kamphues, NLD	Bas Koeten Racing Wolf	34	1:03:48.032	1:09.817		137.715	1:42.727 29

subject to final scrutineering

## GT

<b>Started: 12</b>											
<b>Classified: 9</b>											
<b>Not Classified: 3</b>											
1	180	GT		Cenk Ceyisakar, TUR	Go Motorsports by DVB Porsche 991 GT3 Cup	33	1:02:45.898			135.870	1:46.535 10
2	106	GT		Bob Herber, NLD	BODA Racing Porsche 991 GT3 Cup	33	1:03:28.532	42.634		134.349	1:45.684 22
3	188	GT		John De Wilde, BEL	Speedlover Porsche 991 GT3 Cup	33	1:03:41.847	55.949		133.881	1:45.619 31
4	100	GT		Cor Euser, NLD	Cor Euser Racing Marcos Mantis	33	1:03:44.082	58.184		133.802	1:46.951 24
5	107	GT		Daan Meijer, NLD Jaap van Lagen, NLD	BODA Racing Porsche 991 GT3 Cup	33	1:03:53.658	1:07.760		133.468	1:47.111 5
6	108	GT		Martin Lanting, NLD	JR Motorsport BMW M3 GTMR	33	1:04:14.296	1:28.398		132.754	1:47.892 9
7	111	GT		Ward Sluys, BEL Bas Schouten, NLD	JR Motorsport BMW M4 Silhouette	32	1:00:11.708	1 Rd.		137.377	1:43.836 8
8	181	GT		Cengiz Oguzhan, TUR	Go Motorsports by DVB Porsche 991 GT3 Cup	32	1:02:47.104	1 Rd.		131.710	1:47.773 29
9	109	GT		Dirk Schulz, NLD	Topper Team Porsche 991 GT3 Cup	31	1:03:19.671	2 Rd.		126.501	1:53.350 25

## NOT CLASSIFIED

186	GT			Willem Meulders, BEL Rik Renmans, BEL	Speedlover Porsche 991 GT3 Cup	17	34:24.905	16 Rd.		127.652	1:48.484 9
182	GT			Koen Wauters, BEL Kris Wauters, BEL	DVB Racing bvba Porsche 991 GT3 Cup	16	29:13.152	17 Rd.		141.507	1:45.013 6
199	GT			Michael Verhagen, NLD Wilhelm Meijer, NLD	JR Motorsport BMW M4 Silhouette 3.2	3	6:27.897	30 Rd.		119.917	2:06.217 1

subject to final scrutineering

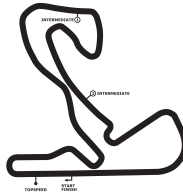
## LMP3 / SGT

<b>Started: 3</b>											
<b>Classified: 2</b>											
<b>Not Classified: 1</b>											
1	212	LMP		Jean-Pierre Lequeux, FRA Jean Marc Ueberecken, LUX	Prime Racing Ginetta Nissan G57	34	1:02:50.979			139.798	1:39.757 34
2	293	LMP		Matthijs Bakker, NLD Javier Ibran Pardo, ESP	BE Motorsport Ligier LMP3	34	1:03:08.517	17.538		139.151	1:39.699 10

## NOT CLASSIFIED

173	LMP			Berry van Elk, NLD	BlueBerry Racing Mosler MT900R GT3	5	22:05.277	29 Rd.		58.498	2:15.951 1
-----	-----	--	--	--------------------	---------------------------------------	---	-----------	--------	--	--------	------------

**DTM Zandvoort**  
 Zandvoort, length 4307 m  
 13. - 15.07.2018  
 GT&Prototype Challenge



**Result Class race 1**

-Reg.No.: 0301.18.219

POS	No	Cl.	G	Driver, Place	Team Make	Laps	Time	Gap	Int	Avg Total	Best Avg
<b>subject to final scrutineering</b>											

**Radical SR3 - Praga**

**Started: 2**

**Classified: 1**

**Not Classified: 1**

1	514	RPR		Alastair Boulton, GBR Alain Berg, GBR	VR Motorsport Radical SR3	33	1:04:27.862			132.288	1:45.479	31
---	-----	-----	--	--	------------------------------	----	-------------	--	--	---------	----------	----

**NOT CLASSIFIED**

510	RPR			Kelvin Snoeks, NLD	V-Max Racing Praga R1	0	00.000	33 Rd.		0.000	00.000	
-----	-----	--	--	--------------------	--------------------------	---	--------	--------	--	-------	--------	--

**Fastest Lapttime: 514 Boulton/Berg 1:45.479 = 146.998 km/h**

**subject to final scrutineering**

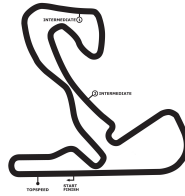
Issued:	- Clerk of the Course:	- Timekeeper:
---------	------------------------	---------------

# DTM Zandvoort

Zandvoort, length 4307 m

13. - 15.07.2018

GT&Prototype Challenge



## Lap by Lap race 1, 14.07.2018

-Reg.No.: 0301.18.219

100 Cor Euser , Marcos Mantis GT / NLD															
1	2:14.358	2	2:16.271	3	1:50.440	4	1:53.290	5	1:48.697	6	1:49.440	7	1:49.462	8	1:48.940
9	1:48.888	10	1:48.952	11	1:49.516	12	1:52.289	13	1:54.559	14	1:49.270	15	1:48.791	16	1:49.888
pit	2:07.479	18	2:59.550	19	2:18.579	20	2:41.210	21	1:49.456	22	1:47.595	23	1:47.786	24	<b>1:46.951</b>
25	1:47.510	26	1:47.145	27	1:47.291	28	1:47.316	29	1:47.129	30	1:48.345	31	1:47.951	32	1:50.109
33	1:49.629														

106 Bob Herber , Porsche 991 GT3 Cup GT / NLD															
1	2:07.582	2	2:19.594	3	1:48.970	4	1:47.203	5	1:47.877	6	1:46.858	7	1:47.364	8	1:48.200
9	1:48.225	10	1:46.727	11	1:50.444	12	1:47.645	13	1:47.752	pit	1:56.604	15	2:59.257	16	1:47.729
17	1:48.786	18	1:48.132	19	2:55.478	20	2:46.616	21	1:46.663	22	<b>1:45.684</b>	23	1:46.112	24	1:46.258
25	1:46.145	26	1:46.571	27	1:49.003	28	1:47.073	29	1:47.413	30	1:46.957	31	1:47.480	32	1:47.687
33	1:48.443														

107 Daan Meijer , Porsche 991 GT3 Cup GT / NLD															
1	2:03.728	2	2:20.913	3	1:49.007	4	1:48.565	5	<b>1:47.111</b>	6	1:47.833	7	1:47.459	8	1:48.091
9	1:47.172	10	1:47.282	11	1:54.482	12	1:47.346	13	1:47.432	14	1:48.238	15	1:49.078	pit	1:56.962
17	3:01.163	18	1:49.485	19	2:50.188	20	2:46.092	21	1:48.401	22	1:47.341	23	1:47.398	24	1:49.597
25	1:48.868	26	1:48.693	27	1:48.147	28	1:47.987	29	1:49.024	30	1:49.766	31	1:48.407	32	1:49.800
33	1:52.602														

108 Martin Lanting , BMW M3 GTMR GT / NLD															
1	2:09.657	2	2:18.579	3	1:50.860	4	1:48.580	5	1:48.425	6	1:48.638	7	1:48.675	8	1:48.837
9	<b>1:47.892</b>	10	1:48.215	11	1:48.894	12	1:48.429	13	1:48.701	14	1:48.503	pit	1:58.846	16	3:01.769
17	1:55.770	18	1:50.826	19	2:33.314	20	2:44.978	21	1:49.181	22	1:48.799	23	1:49.946	pit	1:56.779
25	2:01.580	26	1:49.341	27	1:48.632	28	1:48.096	29	1:48.318	30	1:48.640	31	1:48.106	32	1:50.370
33	1:48.120														

109 Dirk Schulz , Porsche 991 GT3 Cup GT / NLD															
1	2:17.373	2	2:16.276	3	1:57.983	4	1:57.586	5	1:58.379	6	1:59.487	7	2:02.908	8	1:58.535
9	1:56.466	10	1:57.642	11	1:57.378	12	1:58.590	13	1:58.098	14	1:55.680	15	1:54.791	pit	2:07.964
17	3:14.076	18	2:10.430	19	2:42.366	20	1:56.465	21	1:54.262	22	1:54.458	23	1:54.290	24	1:54.098
25	<b>1:53.350</b>	26	1:56.088	27	1:53.409	28	1:54.970	29	1:53.668	30	1:55.504	31	1:57.101		

111 Ward Sluys , BMW M4 Silhouette GT / BEL															
1	2:05.027	2	2:20.393	3	1:49.678	4	1:46.128	5	1:44.795	6	1:44.435	7	1:44.277	8	<b>1:43.836</b>
9	1:44.169	10	1:43.895	11	1:44.550	12	1:45.719	13	1:45.324	14	1:44.845	15	1:44.260	16	1:44.109
17	1:44.108	pit	1:55.952	19	3:33.719	20	1:47.855	21	2:25.552	22	1:49.395	23	1:48.328	24	1:48.957
25	1:46.944	26	1:46.570	27	1:46.042	28	1:47.766	29	1:47.898	30	1:49.772	31	1:49.021	32	1:48.389

173 Berry van Elk , Mosler MT900R GT3 LMP3 / SGT / NLD															
1	2:15.951	2	<b>2:17.216</b>	pit	2:02.378	4	13:15.444	pit	2:14.288						

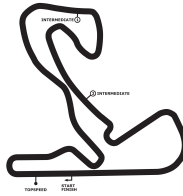
180 Cenk Ceyisakar , Porsche 991 GT3 Cup GT / TUR															
1	2:08.010	2	2:19.811	3	1:48.995	4	1:46.974	5	1:47.036	6	1:46.820	7	1:47.562	8	1:47.890
9	1:48.373	10	<b>1:46.535</b>	11	1:47.369	12	1:47.184	13	1:48.473	14	1:47.253	15	1:47.979	16	1:47.475
pit	1:58.777	18	2:59.250	19	2:40.435	20	1:58.140	21	1:54.823	22	1:47.224	23	1:48.858	24	1:47.869
25	1:47.036	26	1:49.268	27	1:48.441	28	1:48.228	29	1:47.958	30	1:48.186	31	1:49.275	32	1:49.165
33	1:49.226														

# DTM Zandvoort

Zandvoort, length 4307 m

13. - 15.07.2018

GT&Prototype Challenge



## Lap by Lap race 1, 14.07.2018

-Reg.No.: 0301.18.219

181 Cengiz Oguzhan , Porsche 991 GT3 Cup GT / TUR															
1	2:15.236	2	2:16.565	3	1:51.603	4	1:51.903	5	1:50.249	6	1:49.359	7	1:49.889	8	1:48.928
9	1:48.525	10	1:48.434	11	1:49.861	12	1:50.446	13	1:51.395	14	1:48.695	15	1:49.503	16	1:50.237
pit	2:06.100	18	2:57.555	19	2:22.597	20	2:42.534	21	1:49.674	22	1:50.289	23	1:51.381	24	1:48.240
25	1:49.249	pit	1:57.817	27	2:00.800	28	1:48.572	29	<b>1:47.773</b>	30	1:58.348	31	1:53.610	32	1:51.737

182 Koen Wauters , Porsche 991 GT3 Cup GT / BEL															
1	2:05.888	2	2:19.503	3	1:48.894	4	1:46.547	5	1:46.019	6	<b>1:45.013</b>	7	1:45.631	8	1:45.299
9	1:46.455	10	1:46.512	11	1:45.352	12	1:46.689	13	1:46.248	14	1:46.006	15	1:46.164	16	1:46.932

186 Willem Meulders , Porsche 991 GT3 Cup GT / BEL															
1	2:12.442	2	2:17.514	3	1:54.852	4	1:50.776	5	1:50.497	6	1:49.358	7	1:49.766	8	1:48.934
9	<b>1:48.484</b>	10	1:48.723	11	1:50.420	12	1:49.550	13	1:51.430	14	1:48.673	pit	1:57.980	16	3:10.108
17	2:45.398														

188 John De Wilde , Porsche 991 GT3 Cup GT / BEL															
1	2:50.655	2	1:46.596	3	1:47.688	4	1:47.706	5	1:46.582	6	1:46.607	7	1:47.687	8	1:45.661
9	1:45.824	10	1:45.872	11	1:48.339	12	1:46.505	13	1:47.710	14	1:46.952	15	1:47.044	16	1:46.460
pit	1:59.290	18	3:08.988	19	2:50.379	20	2:45.446	21	1:47.660	22	1:46.053	23	1:46.627	24	1:46.372
pit	1:54.951	26	1:58.132	27	1:45.953	28	1:45.631	29	1:45.897	30	1:46.942	31	<b>1:45.619</b>	32	1:46.431
33	1:47.588														

199 Michael Verhagen , BMW M4 Silhouette 3.2 GT / NLD															
1	2:06.217	2	<b>2:20.782</b>	pit	2:00.898										

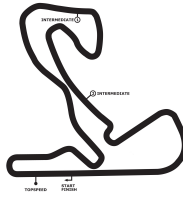
212 Jean-Pierre Lequeux , Ginetta Nissan G57 LMP3 / SGT / FRA															
1	2:01.511	2	2:21.726	3	1:42.132	4	1:41.087	5	1:40.909	6	1:41.058	7	1:40.309	8	1:40.698
9	1:40.408	10	1:40.097	11	1:41.070	12	1:41.647	13	1:41.160	14	1:43.195	15	1:41.088	16	1:43.490
pit	1:52.046	18	4:30.413	19	2:29.571	20	1:52.920	21	1:45.767	22	1:41.106	23	1:46.192	24	1:45.340
25	1:43.790	26	1:44.333	27	1:41.875	28	1:44.582	29	1:40.541	30	1:43.409	31	1:44.252	32	1:41.439
33	1:42.061	34	<b>1:39.757</b>												

293 Matthijs Bakker , Ligier LMP3 LMP3 / SGT / NLD															
1	2:02.952	2	2:20.853	3	1:43.001	4	1:42.012	5	1:41.266	6	1:40.566	7	1:40.269	8	1:40.442
9	1:40.757	10	<b>1:39.699</b>	11	1:39.840	12	1:41.790	13	1:41.376	14	1:43.216	15	1:40.689	16	1:43.360
17	1:43.176	pit	1:51.955	19	3:33.977	20	2:24.756	21	2:42.769	22	1:49.238	23	1:48.237	24	1:45.620
25	1:46.334	26	1:46.561	27	1:45.732	28	1:44.332	29	1:44.097	30	1:44.772	31	1:43.197	32	1:43.434
33	1:43.466	34	1:44.776												

496 Tim Gray , Praga R1T CN / GBR															
1	2:00.952	2	2:21.770	3	1:40.154	4	<b>1:38.940</b>	5	1:39.658	6	1:39.980	7	1:39.133	8	1:39.715
9	1:39.254	10	1:39.359	11	1:39.687	12	1:41.873	13	1:40.645	14	1:41.426	15	1:41.168	16	1:41.044
17	1:40.194	pit	1:49.202	19	3:18.387	20	2:57.189	21	2:46.883	22	1:44.194	23	1:43.598	24	1:43.724
25	1:43.106	26	1:43.196	27	1:42.535	28	1:41.702	29	1:41.754	30	1:42.742	31	1:44.467	32	1:42.846
33	1:44.953	34	1:42.785												

498 Rob Kamphues , Wolf CN / NLD															
1	2:07.249	2	2:19.834	3	1:48.509	4	1:47.047	5	1:47.320	6	1:45.540	7	1:43.748	8	1:44.014
9	1:46.788	10	1:44.903	11	1:44.476	12	1:45.113	13	1:44.857	14	1:44.327	15	1:44.342	16	1:43.294
pit	1:51.867	18	3:34.443	19	2:44.159	20	1:57.651	21	1:54.477	22	1:45.891	23	1:44.320	24	1:42.728

**DTM Zandvoort**  
 Zandvoort, length 4307 m  
 13. - 15.07.2018  
 GT&Prototype Challenge



**Lap by Lap race 1, 14.07.2018**

-Reg.No.: 0301.18.219

25	1:44.837	26	1:44.575	27	1:45.452	28	1:43.517	29	<b>1:42.727</b>	30	1:43.458	31	1:45.837	32	1:44.705
33	1:49.473	34	1:46.554												

<b>514 Alastair Boulton , Radical SR3 Radical SR3 - Praga / GBR</b>															
1	2:11.669	2	2:17.539	3	1:50.649	4	1:49.196	5	1:48.530	6	1:47.894	7	1:49.173	8	1:48.303
9	1:47.874	10	1:48.221	11	1:48.878	12	1:48.454	13	1:48.784	pit	1:56.130	15	3:33.549	16	1:54.192
17	2:37.224	18	2:43.864	19	1:58.392	20	1:56.653	21	1:48.435	22	1:48.255	23	1:48.193	24	1:46.992
25	1:47.408	26	1:46.704	27	1:49.519	28	1:46.180	29	1:45.758	30	1:47.298	31	<b>1:45.479</b>	32	1:48.996
33	1:53.477														

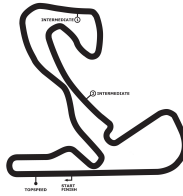








**DTM Zandvoort**  
 Zandvoort, length 4307 m  
 13. - 15.07.2018  
 GT&Prototype Challenge



**Lap Analysis race 1, 14.07.2018**

-Reg.No.: 0301.18.219

**188 John De Wilde , Porsche 991 GT3 Cup GT / BEL**

**theoretical besttime: 1:45.255**

Lap	Time	S1	V1	S2	V2	S3	V3	Vmax	Lap	Time	S1	V1	S2	V2	S3	V3	Vmax
1	2:50.655	1:50.599	172	27.692	197	32.364	225		18	3:08.988	2:08.440	150	28.364	198	32.184	229	
2	1:46.596	47.463	180	27.567	200	31.566	229	225	19	2:50.379	1:03.360	78	49.208	110	57.811	97	217
3	1:47.688	47.450	179	27.790	196	32.448	228	236	20	2:45.446	1:16.862	89	43.642	96	44.942	217	88
4	1:47.706	47.340	166	28.568	203	31.798	229	224	21	1:47.660	47.816	175	27.813	203	32.031	228	225
5	1:46.582	47.047	177	27.701	204	31.834	230	234	22	1:46.053	46.587	182	27.677	204	31.789	228	233
6	1:46.607	47.092	177	27.556	195	31.959	228	232	23	1:46.627	46.895	182	27.841	204	31.891	230	<b>238</b>
7	1:47.687	47.669	177	27.611	198	32.407	228	219	24	1:46.372	46.920	181	27.746	204	31.706	229	234
8	1:45.661	46.457	182	27.567	204	31.637	228	235	25	1:54.951	47.404	176	27.878	202			232
9	1:45.824	46.566	180	<b>27.479</b>	<b>205</b>	31.779	231	235	26	1:58.132	57.573	167	28.279	200	32.280	228	
10	1:45.872	46.725	183	27.600	204	31.547	231	235	27	1:45.953	46.825	<b>185</b>	27.653	205	<b>31.475</b>	230	234
11	1:48.339	46.546	180	27.746	202	34.047	229	236	28	1:45.631	46.444	182	27.629	205	31.558	230	237
12	1:46.505	46.750	182	27.581	204	32.174	228	234	29	1:45.897	46.533	183	27.816	204	31.548	<b>232</b>	238
13	1:47.710	47.282	180	28.404	199	32.024	228	232	30	1:46.942	46.587	178	28.187	204	32.168	230	238
14	1:46.952	47.231	176	27.858	204	31.863	229	237	31	<b>1:45.619</b>	46.471	184	27.517	205	31.631	230	236
15	1:47.044	46.954	181	28.206	204	31.884	228	235	32	1:46.431	<b>46.301</b>	180	27.505	204	32.625	227	238
16	1:46.460	46.824	181	27.732	204	31.904	231	232	33	1:47.588	47.115	180	28.122	201	32.351	207	227
17	1:59.290	47.901	174	29.142	182			231									

**199 Michael Verhagen , BMW M4 Silhouette 3.2 GT / NLD**

**theoretical besttime: 1:53.171**

Lap	Time	S1	V1	S2	V2	S3	V3	Vmax	Lap	Time	S1	V1	S2	V2	S3	V3	Vmax
1	2:06.217	56.221	173	34.540	128	<b>35.456</b>	140		3	2:00.898	<b>49.115</b>	<b>174</b>	<b>28.600</b>	<b>178</b>			<b>211</b>
2	<b>2:20.782</b>	1:01.932	125	36.355	143	42.495	<b>205</b>	94									

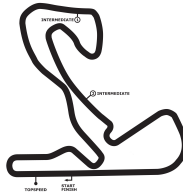
**212 Jean-Pierre Lequeux , Ginetta Nissan G57 LMP3 / SGT / FRA**

**theoretical besttime: 1:39.593**

Lap	Time	S1	V1	S2	V2	S3	V3	Vmax	Lap	Time	S1	V1	S2	V2	S3	V3	Vmax
1	2:01.511	51.072	192	33.851	141	36.588	151		18	4:30.413	2:50.357	73	43.389	83	56.667	99	
2	2:21.726	1:03.924	102	35.190	146	42.612	236	148	19	2:29.571	1:15.362	86	40.306	127	33.903	233	97
3	1:42.132	46.042	192	25.928	213	30.162	243	207	20	1:52.920	50.190	160	27.800	204	34.930	220	208
4	1:41.087	44.645	193	26.279	220	30.163	244	239	21	1:45.767	47.635	176	27.271	197	30.861	241	193
5	1:40.909	44.768	192	25.960	218	30.181	243	236	22	1:41.106	44.476	197	26.133	219	30.497	244	236
6	1:41.058	44.705	190	26.212	217	30.141	245	235	23	1:46.192	46.631	169	27.419	216	32.142	236	242
7	1:40.309	44.419	194	25.913	<b>221</b>	29.977	245	235	24	1:45.340	46.473	175	27.132	198	31.735	241	215
8	1:40.698	44.331	192	26.135	218	30.232	241	240	25	1:43.790	45.304	180	27.133	201	31.353	242	225
9	1:40.408	44.675	197	<b>25.883</b>	220	29.850	245	236	26	1:44.333	46.584	187	27.206	218	30.543	242	230
10	1:40.097	44.314	197	25.913	220	29.870	245	241	27	1:41.875	45.027	188	26.059	221	30.789	242	222
11	1:41.070	44.517	193	26.463	218	30.090	243	247	28	1:44.582	47.069	178	26.423	218	31.090	243	226
12	1:41.647	44.859	195	26.152	220	30.636	245	233	29	1:40.541	44.617	181	25.906	214	30.018	245	229
13	1:41.160	44.797	188	25.893	217	30.470	246	246	30	1:43.409	44.620	177	26.280	209	32.509	239	222
14	1:43.195	46.285	184	26.483	218	30.427	243	245	31	1:44.252	46.418	173	27.000	215	30.834	242	195
15	1:41.088	44.402	<b>198</b>	26.524	220	30.162	244	246	32	1:41.439	44.922	179	26.125	220	30.392	<b>247</b>	231
16	1:43.490	45.097	196	26.557	205	31.836	242	233	33	1:42.061	45.714	188	26.176	218	30.171	243	226
17	1:52.046	45.254	193	27.025	218			<b>250</b>	34	<b>1:39.757</b>	<b>43.889</b>	195	26.047	217	<b>29.821</b>	245	237



**DTM Zandvoort**  
 Zandvoort, length 4307 m  
 13. - 15.07.2018  
 GT&Prototype Challenge



**Lap Analysis race 1, 14.07.2018**

-Reg.No.: 0301.18.219

**514 Alastair Boulton , Radical SR3 Radical SR3 - Praga / GBR theoretical besttime: 1:45.359**

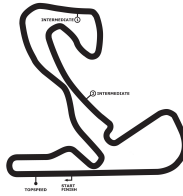
Lap	Time	S1	V1	S2	V2	S3	V3	Vmax	Lap	Time	S1	V1	S2	V2	S3	V3	Vmax
1	2:11.669	59.111	143	35.026	109	37.532	166		18	2:43.864	1:14.380	83	41.303	124	48.181	174	104
2	2:17.539	1:00.846	144	36.910	132	39.783	199	105	19	1:58.392	52.644	159	30.001	176	35.747	192	167
3	1:50.649	48.490	168	28.987	185	33.172	201	207	20	1:56.653	53.071	150	30.044	181	33.538	201	160
4	1:49.196	48.309	179	28.716	184	32.171	205	209	21	1:48.435	47.750	178	28.331	185	32.354	205	208
5	1:48.530	47.544	180	28.733	183	32.253	205	212	22	1:48.255	46.884	181	28.857	185	32.514	204	212
6	1:47.894	47.497	180	28.285	184	32.112	204	212	23	1:48.193	47.367	175	28.767	184	32.059	204	210
7	1:49.173	48.996	175	28.139	185	32.038	<b>207</b>	211	24	1:46.992	46.917	179	28.345	<b>186</b>	31.730	206	210
8	1:48.303	47.530	175	28.297	184	32.476	205	212	25	1:47.408	46.934	179	28.441	183	32.033	203	211
9	1:47.874	47.633	177	28.145	185	32.096	205	212	26	1:46.704	47.056	180	27.747	184	31.901	204	209
10	1:48.221	47.274	177	28.681	184	32.266	205	212	27	1:49.519	48.882	168	28.608	184	32.029	203	211
11	1:48.878	47.401	180	28.507	164	32.970	206	211	28	1:46.180	46.708	183	27.629	184	31.843	203	209
12	1:48.454	47.253	176	28.588	184	32.613	205	212	29	1:45.758	46.588	184	27.485	185	31.685	204	210
13	1:48.784	47.349	176	29.032	185	32.403	206	212	30	1:47.298	46.619	170	28.560	186	32.119	203	210
14	1:56.130	47.165	172	28.784	184			<b>213</b>	31	<b>1:45.479</b>	46.626	<b>185</b>	<b>27.205</b>	185	<b>31.648</b>	204	209
15	3:33.549	2:34.031	181	27.584	184	31.934	204		32	1:48.996	<b>46.506</b>	185	28.072	182	34.418	200	210
16	1:54.192	48.632	160	30.543	158	35.017	194	210	33	1:53.477	49.717	167	29.792	179	33.968	196	203
17	2:37.224	57.348	83	42.590	87	57.286	95	178									

# DTM Zandvoort

## Zandvoort, length 4307 m

13. - 15.07.2018

GT&Prototype Challenge



### Best Sector Times race 1

-Reg.No.: 0301.18.219

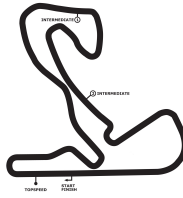
Pos.	sector 1			sector 2			sector 3			theoretical and best lap time				
	No	Driver	Time	No	Driver	Time	No	Driver	Time	No	Driver	theoretical	Best	Pos
1	496	Gray-Berg	43.664	496	Gray-Berg	25.576	496	Gray-Berg	29.532	496	Gray-Berg	1:38.772	1:38.940	
2	212	Lequeux-Ueberecker	43.889	212	Lequeux-Ueberecker	25.883	293	Bakker-Pardo	29.699	212	Lequeux-Ueberecker	1:39.593	1:39.757	
3	293	Bakker-Pardo	44.071	293	Bakker-Pardo	25.895	212	Lequeux-Ueberecker	29.821	293	Bakker-Pardo	1:39.665	1:39.699	
4	498	Kamphues R.	45.086	498	Kamphues R.	26.469	498	Kamphues R.	30.916	498	Kamphues R.	1:42.471	1:42.727	
5	111	Sluys-Schouten	45.690	111	Sluys-Schouten	27.101	111	Sluys-Schouten	31.012	111	Sluys-Schouten	1:43.803	1:43.836	
6	106	Herber B.	45.845	514	Boulton-Berg	27.205	188	De Wilde J.	31.475	182	Wauters-Wauters	1:44.892	1:45.013	
7	182	Wauters-Wauters	46.031	182	Wauters-Wauters	27.293	100	Euser C.	31.504	106	Herber B.	1:45.125	1:45.684	
8	188	De Wilde J.	46.301	188	De Wilde J.	27.479	182	Wauters-Wauters	31.568	188	De Wilde J.	1:45.255	1:45.619	
9	514	Boulton-Berg	46.506	100	Euser C.	27.686	106	Herber B.	31.582	514	Boulton-Berg	1:45.359	1:45.479	
10	180	Ceyisakar C.	46.656	106	Herber B.	27.698	514	Boulton-Berg	31.648	180	Ceyisakar C.	1:46.119	1:46.535	
11	107	Meijer-van Lagen	47.067	180	Ceyisakar C.	27.706	180	Ceyisakar C.	31.757	100	Euser C.	1:46.498	1:46.951	
12	108	Lanting M.	47.254	107	Meijer-van Lagen	27.779	107	Meijer-van Lagen	31.785	107	Meijer-van Lagen	1:46.631	1:47.111	
13	181	Oguzhan C.	47.284	181	Oguzhan C.	27.867	181	Oguzhan C.	32.119	181	Oguzhan C.	1:47.270	1:47.773	
14	100	Euser C.	47.308	186	Meulders-Renmans	28.119	186	Meulders-Renmans	32.127	108	Lanting M.	1:47.635	1:47.892	
15	186	Meulders-Renmans	47.568	108	Lanting M.	28.149	108	Lanting M.	32.232	186	Meulders-Renmans	1:47.814	1:48.484	
16	199	Verhagen-Meijer	49.115	173	van Elk B.	28.304	109	Schulz D.	33.261	109	Schulz D.	1:52.387	1:53.350	
17	173	van Elk B.	49.392	199	Verhagen-Meijer	28.600	199	Verhagen-Meijer	35.456	173	van Elk B.	1:53.167	2:15.951	
18	109	Schulz D.	50.019	109	Schulz D.	29.107	173	van Elk B.	35.471	199	Verhagen-Meijer	1:53.171	2:06.217	
19	510	Snoeks K.	00.000	510	Snoeks K.	00.000	510	Snoeks K.	00.000	510	Snoeks K.	00.000	00.000	

# DTM Zandvoort

Zandvoort, length 4307 m

13. - 15.07.2018

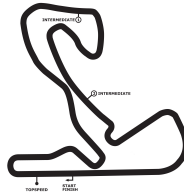
GT&Prototype Challenge



## Topspeed race 1, 14.07.2018


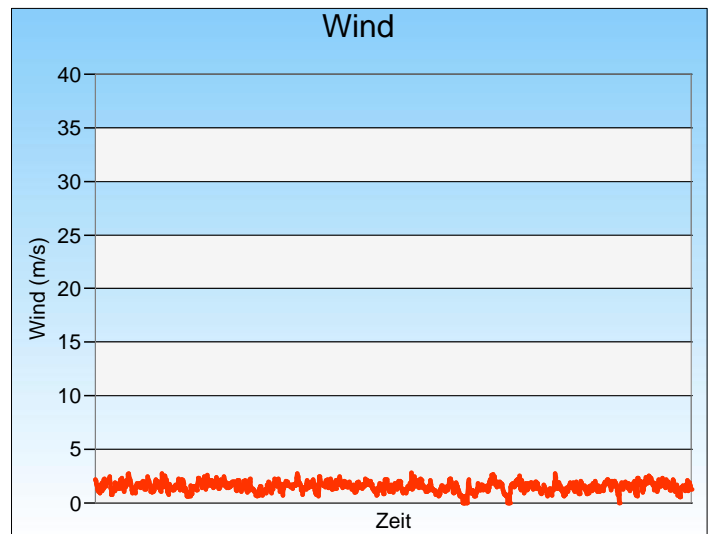
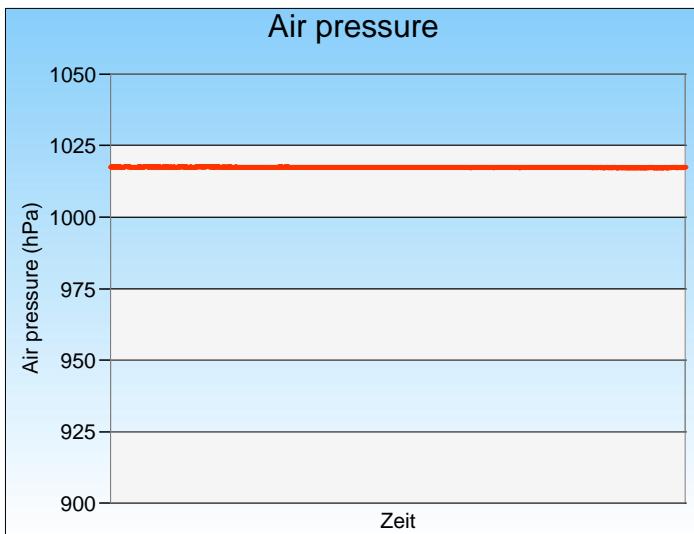
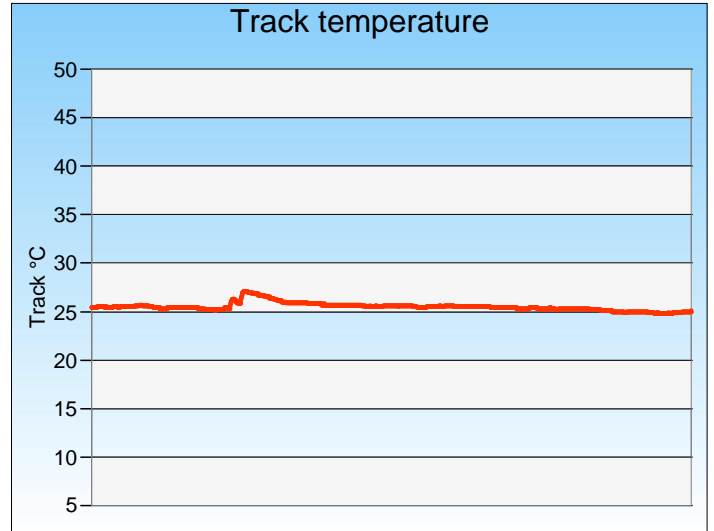
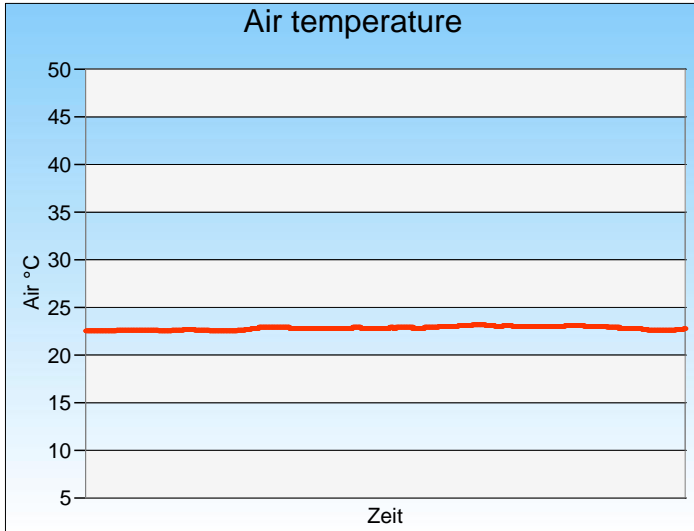
-Reg.No.: 0301.18.219

Car No.	Driver	Make	Speed km/h
212	Jean-Pierre Lequeux	Ginetta Nissan G57	250
293	Matthijs Bakker	Ligier LMP3	243
496	Tim Gray	Praga R1T	243
106	Bob Herber	Porsche 991 GT3 Cup	241
182	Koen Wauters	Porsche 991 GT3 Cup	239
180	Cenk Ceyisakar	Porsche 991 GT3 Cup	239
188	John De Wilde	Porsche 991 GT3 Cup	238
108	Martin Lanting	BMW M3 GTMR	237
181	Cengiz Oguzhan	Porsche 991 GT3 Cup	232
107	Daan Meijer	Porsche 991 GT3 Cup	232
111	Ward Sluys	BMW M4 Silhouette	231
498	Rob Kamphues	Wolf	230
100	Cor Euser	Marcos Mantis	230
109	Dirk Schulz	Porsche 991 GT3 Cup	221
186	Willem Meulders	Porsche 991 GT3 Cup	218
514	Alastair Boulton	Radical SR3	213
199	Michael Verhagen	BMW M4 Silhouette 3.2	211
173	Berry van Elk	Mosler MT900R GT3	188




**Weather race 1**

14.07.2018, 17:45:00 - 18:45:00



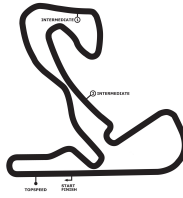
Weather:

sunny





**DTM Zandvoort**  
**Zandvoort, length 4307 m**  
**13. - 15.07.2018**  
**GT&Prototype Challenge**  
**Starting grid race 1**



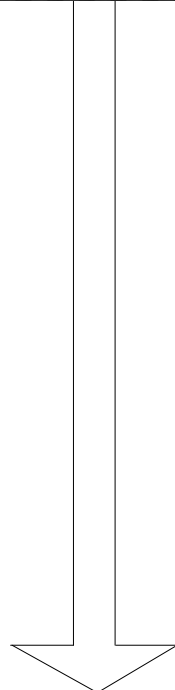
-Reg.No.: 0301.18.219

<b>109</b>	Schulz, Dirk	1:54.522
	Porsche 991 GT3 Cup	
<b>108</b>	Lanting, Martin	1:47.145
	BMW M3 GTMR	
<b>100</b>	Euser, Cor	1:46.371
	Marcos Mantis	
<b>106</b>	Herber, Bob	1:46.068
	Porsche 991 GT3 Cup	
<b>173</b>	van Elk, Berry	1:45.020
	Mosler MT900R GT3	
<b>182</b>	Wauters, Koen	1:44.235
	Porsche 991 GT3 Cup	
<b>111</b>	Sluys, Ward	1:43.381
	BMW M4 Silhouette	
<b>107</b>	Meijer, Daan	1:42.944
	Porsche 991 GT3 Cup	
<b>293</b>	Bakker, Matthijs	1:40.072
	Ligier LMP3	
<b>496</b>	Gray, Tim	1:38.668
	Praga R1T	

**Pole Position**

- 10
- 9
- 8
- 7
- 6
- 5
- 4
- 3
- 2
- 1

<b>181</b>	Oguzhan, Cengiz	1:48.978
	Porsche 991 GT3 Cup	
<b>186</b>	Meulders, Willem	1:46.813
	Porsche 991 GT3 Cup	
<b>514</b>	Boulton, Alastair	1:46.089
	Radical SR3	
<b>180</b>	Ceyisakar, Cenk	1:45.755
	Porsche 991 GT3 Cup	
<b>188</b>	De Wilde, John	1:44.331
	Porsche 991 GT3 Cup	
<b>199</b>	Verhagen, Michael	1:44.187
	BMW M4 Silhouette 3.2	
<b>510</b>	Snoeks, Kelvin	1:43.213
	Praga R1	
<b>498</b>	Kamphues, Rob	1:42.158
	Wolf	
<b>212</b>	Lequeux, Jean-Pierre	1:39.911
	Ginetta Nissan G57	



**Subject to final scrutineering !**

Issued:	Stewards:	Timekeeper:
---------	-----------	-------------